

PHOTOGRAPHS OF THE TEST CONFIGURATION


CONDUCTED EMISSION TEST
(Bluetooth/WLAN)



CONDUCTED EMISSION TEST
(NFC)





RADIATED EMISSION TEST
(WLAN 2.4GHz)
(Below 1GHz)




RADIATED EMISSION TEST

(WLAN 2.4GHz)


(Above 1GHz)




RADIATED EMISSION TEST
(WLAN 5GHz)
(Below 1GHz)




RADIATED EMISSION TEST
(WLAN 5GHz)
(Above 1GHz)




RADIATED EMISSION TEST
(Bluetooth)
(Below 1GHz)





RADIATED EMISSION TEST
(Bluetooth)
(Above 1GHz)




RADIATED EMISSION TEST
(Bluetooth LE)
(Below 1GHz)



RADIATED EMISSION TEST
(Bluetooth LE)
(Above 1GHz)




RADIATED EMISSION TEST (NFC)



(WWAN)

(PART 22)

RADIATED EMISSION TEST




ERP POWER TEST
CDMA






BUREAU
VERITAS

GSM850/ EDGE/ WCDMA V/ LTE B5, B26



(PART 24)

RADIATED EMISSION TEST



EIRP POWER TEST
GSM1900/EDGM /WCDMA II




CDMA/ LTE B2, 25



(PART 27)

RADIATED EMISSION TEST




ERP/EIRP POWER TEST




(PART 90)

RADIATED EMISSION TEST
CDMA



LTE B26



ERP/EIRP POWER TEST
CDMA



LTE B26

