


## PHOTOGRAPHS OF THE TEST CONFIGURATION

CONDUCTED EMISSION TEST



(For Bluetooth)



CONDUCTED EMISSION TEST  
(For WLAN)





RADIATED EMISSION TEST  
(For WLAN 2.4GHz & Bluetooth EDR & Bluetooth LE)







# RADIATED EMISSION TEST (For WLAN 5GHz & NFC)





(WWAN)

(PART 22)

RADIATED EMISSION TEST (GSM/WCDMA)



### RADIATED EMISSION TEST (CDMA)










A D T

### ERP POWER TEST (GSM/WCDMA/CDMA)





(PART 24)

RADIATED EMISSION TEST (GSM/WCDMA)







### RADIATED EMISSION TEST (CDMA)





### EIRP POWER TEST (GSM/WCDMA/CDMA)





(PART 27)

RADIATED EMISSION TEST (LTE Band 13)





### RADIATED EMISSION TEST (LTE Band 4)





A D T

### ERP/EIRP POWER TEST (LTE Band 13 & 4)

