


PHOTOGRAPHS OF THE TEST CONFIGURATION


CONDUCTED EMISSION TEST





RADIATED EMISSION TEST
(WLAN 2.4GHz)
(Below 1GHz)





RADIATED EMISSION TEST
(WLAN 2.4GHz)
(Above 1GHz)





RADIATED EMISSION TEST
(WLAN 5GHz)
(5180-5240MHz & 5260-5320MHz)
(Below 1GHz)





RADIATED EMISSION TEST
(WLAN 5GHz)
(5180-5240MHz & 5260-5320MHz)
(Above 1GHz)





RADIATED EMISSION TEST
(WLAN 5GHz)
(5500-5700MHz & 5745-5825MHz)
(Below 1GHz)




RADIATED EMISSION TEST
(WLAN 5GHz)
(5500-5700MHz & 5745-5825MHz)
(Above 1GHz)





RADIATED EMISSION TEST
(Bluetooth)
(Below 1GHz)



RADIATED EMISSION TEST
(Bluetooth)
(Above 1GHz)




RADIATED EMISSION TEST
(Bluetooth LE)
(Below 1GHz)



RADIATED EMISSION TEST

(Bluetooth LE)



(Above 1GHz)





(WWAN)

(PART 22)

RADIATED EMISSION TEST



ERP POWER TEST
(GSM/EDGE/WCDMA/CDMA)





ERP POWER TEST
(LTE)





(PART 24)



RADIATED EMISSION TEST





EIRP POWER TEST



(PART 27)
RADIATED EMISSION TEST
(LTE BAND 4)



RADIATED EMISSION TEST
(LTE BAND 13)



ERP POWER TEST
(LTE BAND 13)



EIRP POWER TEST
(LTE BAND 4)

