



Appendix D. Photographs of EUT and Setup

FCC SAR Test Report

<Photographs of EUT>



EUT Closed, Top View



EUT Closed, Bottom View



EUT Opened, Inside View



EUT Opened, Outside View



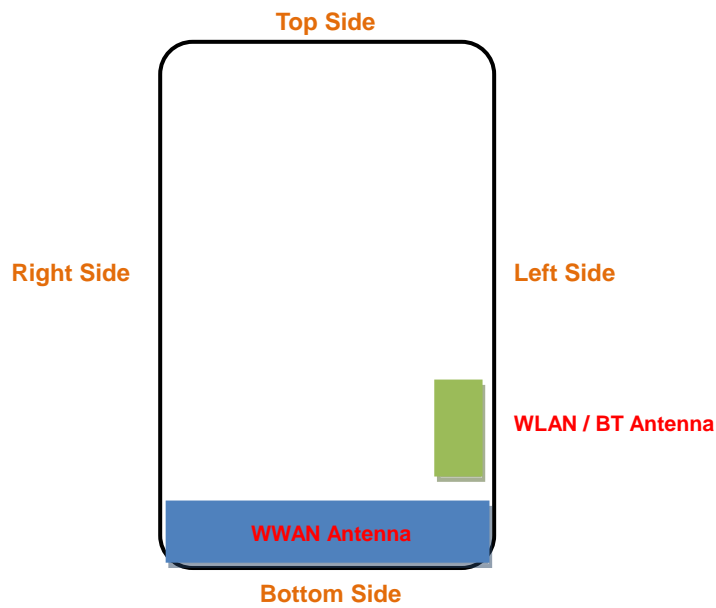
Battery, Top View



Battery, Bottom View

FCC SAR Test Report

<Antenna Location>



<EUT Closed, Rear View>

The separation distance for antenna to edge:

Antenna	To Top Side (mm)	To Bottom Side (mm)	To Left Side (mm)	To Right Side (mm)
WWAN	87	0	0	0
WLAN / BT	70	26	1	45


<Photographs of SAR Setup>



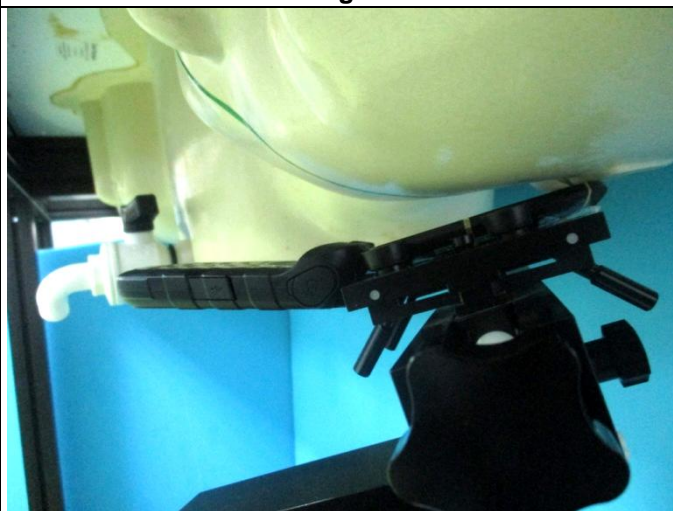
Head - Right Cheek



Head - Right Tilted



Head - Left Cheek



Head - Left Tilted



Body worn - Front Face of EUT at 15 mm



Body worn - Rear Face of EUT at 15 mm

FCC SAR Test Report

	
Hotspot - Front Face of EUT at 10 mm	Hotspot - Rear Face of EUT at 10 mm
	
Hotspot - Left Side of EUT at 10 mm	Hotspot - Right Side of EUT at 10 mm
	
Hotspot - Bottom Side of EUT at 10 mm	