



18. TEST PHOTOGRAPHS

See following Attached Pages for setup photographs.

FCC ID: V65E4281	 PCTEST ENGINEERING LABORATORY, INC.	HAC (RF EMISSIONS) TEST REPORT	 KYOCERA	Reviewed by: Quality Manager
Filename: 0Y1506301379.V65	Test Dates: 07/06/2015 - 07/08/2015	EUT Type: Portable Handset	Page 58 of 60	




Figure 18-1
Ear Reference Point HAC Phantom Alignment






Figure 18-2
HAC Phantom Plane Alignment

FCC ID: V65E4281		HAC (RF EMISSIONS) TEST REPORT		Reviewed by: Quality Manager
Filename: 0Y1506301379.V65	Test Dates: 07/06/2015 - 07/08/2015	EUT Type: Portable Handset	Page 59 of 60	

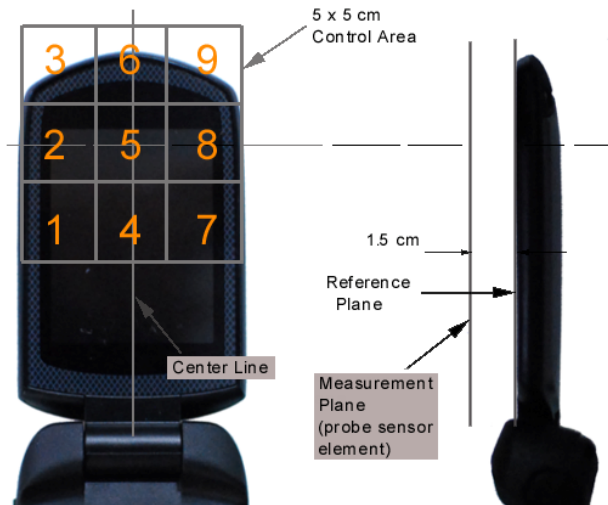


Figure 18-3 5x5 Scan grid above WD (Acoustic Centered Scan Pictured)



Figure 18-4 E-Field WD Scan overlay (T-Coil Centered Scan Pictured)

FCC ID: V65E4281	PCTEST ENGINEERING LABORATORY, INC.	HAC (RF EMISSIONS) TEST REPORT	KYOCERA	Reviewed by: Quality Manager
Filename: 0Y1506301379.V65	Test Dates: 07/06/2015 - 07/08/2015	EUT Type: Portable Handset		Page 60 of 60