



Applicant	Kyocera
FCC ID:	V65E4100
Report #:	CT-4100-13C-0810-R0

EXHIBIT 13 APPENDIX C: T-COIL DATA PLOT

CELL

Applicant	Kyocera
FCC ID:	V65E4100
Report #:	CT-4100-13C-0810-R0

Test Laboratory: COMPTEST/KYOCERA

Date: 8/11/2010

TCoil_FCC_Cell_E4100 Ch. 1013 z(axial)

Communication System: CDMA-800, Frequency: 824.7 MHz, Duty Cycle: 1:1

Medium: T-Coil, Medium parameters used: $\sigma = 0$ mho/m, $\epsilon_r = 1$; $\rho = 0$ kg/m³

Phantom: HAC Test Arch with AMCC, Phantom section: TCoil Section

DASY4 Configuration:

Probe: AM1DV2 - 1045, , Calibrated: 9/22/2009

Sensor-Surface: 0mm (Fix Surface),

Electronics: DAE4 Sn527, Calibrated: 7/8/2010

Measurement SW: DASY4, V4.7 Build 80

Postprocessing SW: SEMCAD, V1.8 Build 176

Temperature:

Room T = 21.8̄ 1 deg C, Liquid T = 22.0̄ 1 deg C

General Scans_1013/z (axial) 4.2mm 50 x 50/ABM Interpolated SNR(x,y,z) (121x121x1):

Measurement grid: dx=10mm, dy=10mm

Signal Type: Audio File (.wav) 48k_voice_1kHz_1s.wav

BWC applied: 0.155979 dB

Device Reference Point: 0.000, 0.000, -6.30 mm

Cursor:

ABM1/ABM2 = 48.7 dB

ABM1 comp = -3.99 dB A/m

BWC Factor = 0.155979 dB

Location: -1.7, 0.8, 3.7 mm

General Scans_1013/z (axial) fine 2mm 8 x 8/ABM Interpolated SNR(x,y,z) (41x41x1):

Measurement grid: dx=10mm, dy=10mm

Signal Type: Audio File (.wav) 48k_voice_1kHz_1s.wav

BWC applied: 0.155979 dB

Device Reference Point: 0.000, 0.000, -6.30 mm

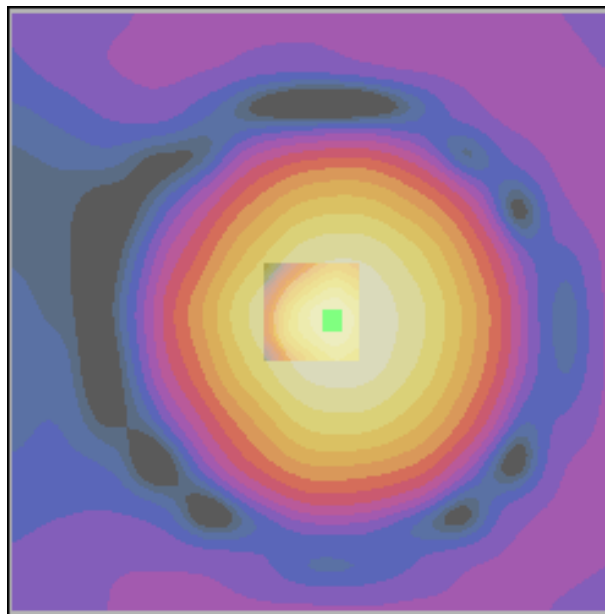
Cursor:

ABM1/ABM2 = 49.0 dB

ABM1 comp = -3.73 dB A/m

BWC Factor = 0.155979 dB

Location: -1.8, 0.6, 3.7 mm



0 dB = 272.4

Applicant	Kyocera
FCC ID:	V65E4100
Report #:	CT-4100-13C-0810-R0

Test Laboratory: COMPTEST/KYOCERA

Date: 8/11/2010

TCoil_FCC_Cell_E4100 Ch. 1013 x(longitudinal)

Communication System: CDMA-800, Frequency: 824.7 MHz, Duty Cycle: 1:1

Medium: T-Coil,Medium parameters used: $\sigma = 0$ mho/m, $\epsilon_r = 1$; $\rho = 0$ kg/m³

Phantom: HAC Test Arch with AMCC,Phantom section: TCoil Section

DASY4 Configuration:

Probe: AM1DV2 - 1045, , Calibrated: 9/22/2009

Sensor-Surface: 0mm (Fix Surface),

Electronics: DAE4 Sn527,Calibrated: 7/8/2010

Measurement SW: DASY4, V4.7 Build 80

Postprocessing SW: SEMCAD, V1.8 Build 176

Temperature:

Room T = 21.8̄ 1 deg C, Liquid T = 22.0̄ 1 deg C

General Scans_1013/x (longitudinal) 4.2mm 50 x 50/ABM Interpolated SNR(x,y,z) (121x121x1):

Measurement grid: dx=10mm, dy=10mm

Signal Type: Audio File (.wav) 48k_voice_1kHz_1s.wav

BWC applied: 0.155979 dB

Device Reference Point: 0.000, 0.000, -6.30 mm

Cursor:

ABM1/ABM2 = 44.2 dB

ABM1 comp = -12.2 dB A/m

BWC Factor = 0.155979 dB

Location: -9.6, 0.8, 3.7 mm

General Scans_1013/x (longitudinal) fine 2mm 8 x 8/ABM Interpolated SNR(x,y,z) (41x41x1):

Measurement grid: dx=10mm, dy=10mm

Signal Type: Audio File (.wav) 48k_voice_1kHz_1s.wav

BWC applied: 0.155979 dB

Device Reference Point: 0.000, 0.000, -6.30 mm

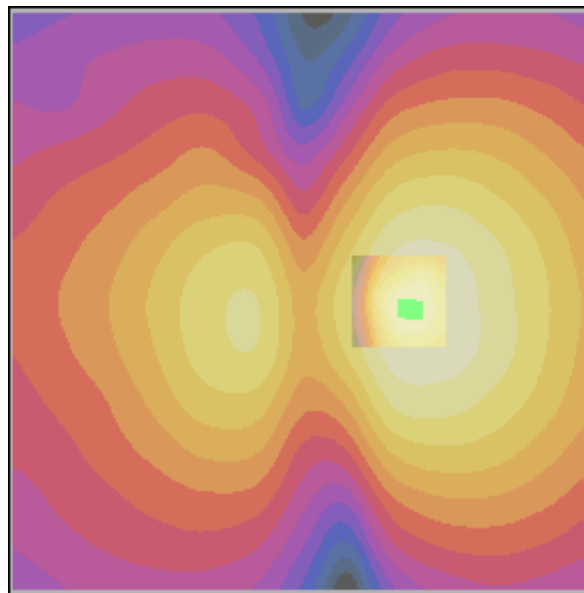
Cursor:

ABM1/ABM2 = 44.4 dB

ABM1 comp = -11.9 dB A/m

BWC Factor = 0.155979 dB

Location: -8.9, 0.6, 3.7 mm



0 dB = 161.9

Applicant	Kyocera
FCC ID:	V65E4100
Report #:	CT-4100-13C-0810-R0

Test Laboratory: COMPTEST/KYOCERA

Date: 8/11/2010

TCoil_FCC_Cell_E4100 Ch. 1013 y(transversal)

Communication System: CDMA-800, Frequency: 824.7 MHz, Duty Cycle: 1:1

Medium: T-Coil,Medium parameters used: $\sigma = 0$ mho/m, $\epsilon_r = 1$; $\rho = 0$ kg/m³

Phantom: HAC Test Arch with AMCC,Phantom section: TCoil Section

DASY4 Configuration:

Probe: AM1DV2 - 1045, , Calibrated: 9/22/2009

Sensor-Surface: 0mm (Fix Surface),

Electronics: DAE4 Sn527,Calibrated: 7/8/2010

Measurement SW: DASY4, V4.7 Build 80

Postprocessing SW: SEMCAD, V1.8 Build 186

Temperature:Room T = 21.8 +/- 1 deg C, Liquid T = 22.0 +/- 1 deg C

General Scans_1013/y (transversal) 4.2mm 50 x 50/ABM Interpolated SNR(x,y,z) (121x121x1):

Measurement grid: dx=10mm, dy=10mm

Signal Type: Audio File (.wav) 48k_voice_1kHz_1s.wav

BWC applied: 0.155979 dB

Device Reference Point: 0.000, 0.000, -6.30 mm

Cursor:

ABM1/ABM2 = 44.7 dB

ABM1 comp = -12.4 dB A/m

BWC Factor = 0.155979 dB

Location: -2.5, 9.2, 3.7 mm

General Scans_1013/y (transversal) fine 2mm 8 x 8/ABM Interpolated SNR(x,y,z) (41x41x1):

Measurement grid: dx=10mm, dy=10mm

Signal Type: Audio File (.wav) 48k_voice_1kHz_1s.wav

BWC applied: 0.155979 dB

Device Reference Point: 0.000, 0.000, -6.30 mm

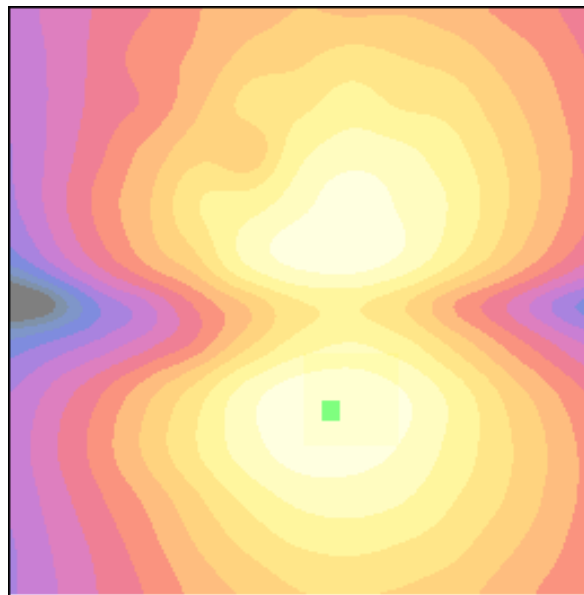
Cursor:

ABM1/ABM2 = 45.0 dB

ABM1 comp = -12.3 dB A/m

BWC Factor = 0.155979 dB

Location: -2.4, 9.3, 3.7 mm



0 dB = 172.7

Applicant	Kyocera
FCC ID:	V65E4100
Report #:	CT-4100-13C-0810-R0

Test Laboratory: COMPTEST/KYOCERA

Date: 8/11/2010

TCoil_FCC_Cell_E4100 Ch. 383 z(axial)

Communication System: CDMA-800, Frequency: 836.49 MHz, Duty Cycle: 1:1

Medium: T-Coil, Medium parameters used: $\sigma = 0$ mho/m, $\epsilon_r = 1$; $\rho = 0$ kg/m³

Phantom: HAC Test Arch with AMCC, Phantom section: TCoil Section

DASY4 Configuration:

Probe: AM1DV2 - 1045, , Calibrated: 9/22/2009

Sensor-Surface: 0mm (Fix Surface),

Electronics: DAE4 Sn527, Calibrated: 7/8/2010

Measurement SW: DASY4, V4.7 Build 80

Postprocessing SW: SEMCAD, V1.8 Build 176

Temperature:

Room T = 21.8̄ 1 deg C, Liquid T = 22.0̄ 1 deg C

General Scans_383/z (axial) 4.2mm 50 x 50/ABM Interpolated SNR(x,y,z) (121x121x1):

Measurement grid: dx=10mm, dy=10mm

Signal Type: Audio File (.wav) 48k_voice_1kHz_1s.wav

BWC applied: 0.155979 dB

Device Reference Point: 0.000, 0.000, -6.30 mm

Cursor:

ABM1/ABM2 = 48.6 dB

ABM1 comp = -4.22 dB A/m

BWC Factor = 0.155979 dB

Location: -1.7, 0.8, 3.7 mm

General Scans_383/z (axial) fine 2mm 8 x 8/ABM Interpolated SNR(x,y,z) (41x41x1):

Measurement grid: dx=10mm, dy=10mm

Signal Type: Audio File (.wav) 48k_voice_1kHz_1s.wav

BWC applied: 0.155979 dB

Device Reference Point: 0.000, 0.000, -6.30 mm

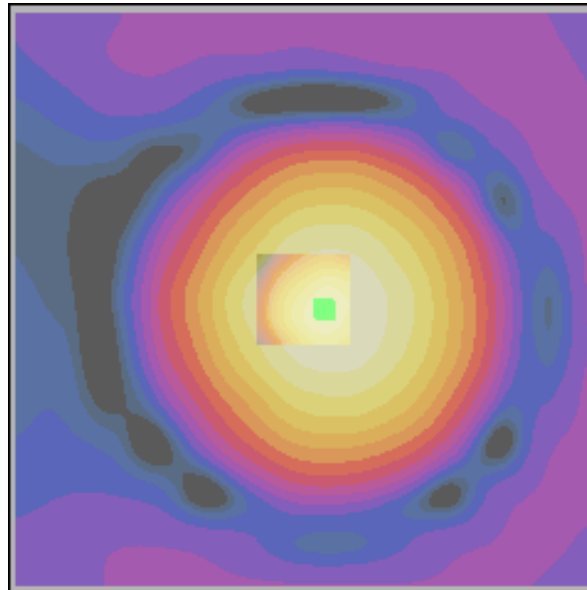
Cursor:

ABM1/ABM2 = 49.0 dB

ABM1 comp = -3.73 dB A/m

BWC Factor = 0.155979 dB

Location: -2, 1, 3.7 mm



0 dB = 268.3

Applicant	Kyocera
FCC ID:	V65E4100
Report #:	CT-4100-13C-0810-R0

Test Laboratory: COMPTEST/KYOCERA

Date: 8/11/2010

TCoil_FCC_Cell_E4100 Ch. 383 x(longitudinal)

Communication System: CDMA-800, Frequency: 836.49 MHz, Duty Cycle: 1:1

Medium: T-Coil,Medium parameters used: $\sigma = 0$ mho/m, $\epsilon_r = 1$; $\rho = 0$ kg/m³

Phantom: HAC Test Arch with AMCC,Phantom section: TCoil Section

DASY4 Configuration:

Probe: AM1DV2 - 1045, , Calibrated: 9/22/2009

Sensor-Surface: 0mm (Fix Surface),

Electronics: DAE4 Sn527,Calibrated: 7/8/2010

Measurement SW: DASY4, V4.7 Build 80

Postprocessing SW: SEMCAD, V1.8 Build 176

Temperature:

Room T = 21.8̄ 1 deg C, Liquid T = 22.0̄ 1 deg C

General Scans_383/x (longitudinal) 4.2mm 50 x 50/ABM Interpolated SNR(x,y,z) (121x121x1):

Measurement grid: dx=10mm, dy=10mm

Signal Type: Audio File (.wav) 48k_voice_1kHz_1s.wav

BWC applied: 0.155979 dB

Device Reference Point: 0.000, 0.000, -6.30 mm

Cursor:

ABM1/ABM2 = 44.2 dB

ABM1 comp = -12.1 dB A/m

BWC Factor = 0.155979 dB

Location: -9.2, 0.4, 3.7 mm

General Scans_383/x (longitudinal) fine 2mm 8 x 8/ABM Interpolated SNR(x,y,z) (41x41x1):

Measurement grid: dx=10mm, dy=10mm

Signal Type: Audio File (.wav) 48k_voice_1kHz_1s.wav

BWC applied: 0.155979 dB

Device Reference Point: 0.000, 0.000, -6.30 mm

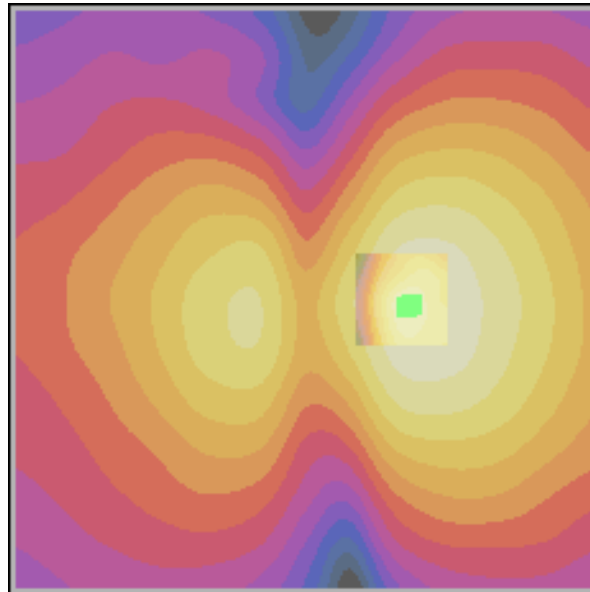
Cursor:

ABM1/ABM2 = 44.0 dB

ABM1 comp = -12.0 dB A/m

BWC Factor = 0.155979 dB

Location: -8.7, 0.6, 3.7 mm



0 dB = 161.3

Applicant	Kyocera
FCC ID:	V65E4100
Report #:	CT-4100-13C-0810-R0

Test Laboratory: COMPTEST/KYOCERA

Date: 8/11/2010

TCoil_FCC_Cell_E4100 Ch. 383 y(transversal)

Communication System: CDMA-800, Frequency: 836.49 MHz, Duty Cycle: 1:1

Medium: T-Coil, Medium parameters used: $\sigma = 0$ mho/m, $\epsilon_r = 1$; $\rho = 0$ kg/m³

Phantom: HAC Test Arch with AMCC, Phantom section: TCoil Section

DASY4 Configuration:

Probe: AM1DV2 - 1045, , Calibrated: 9/22/2009

Sensor-Surface: 0mm (Fix Surface),

Electronics: DAE4 Sn527, Calibrated: 7/8/2010

Measurement SW: DASY4, V4.7 Build 80

Postprocessing SW: SEMCAD, V1.8 Build 176

Temperature:

Room T = 21.8̄ 1 deg C, Liquid T = 22.0̄ 1 deg C

General Scans_383/y (transversal) 4.2mm 50 x 50/ABM Interpolated SNR(x,y,z) (121x121x1):

Measurement grid: dx=10mm, dy=10mm

Signal Type: Audio File (.wav) 48k_voice_1kHz_1s.wav

BWC applied: 0.155979 dB

Device Reference Point: 0.000, 0.000, -6.30 mm

Cursor:

ABM1/ABM2 = 44.6 dB

ABM1 comp = -12.5 dB A/m

BWC Factor = 0.155979 dB

Location: -1.7, 9.2, 3.7 mm

General Scans_383/y (transversal) fine 2mm 8 x 8/ABM Interpolated SNR(x,y,z) (41x41x1):

Measurement grid: dx=10mm, dy=10mm

Signal Type: Audio File (.wav) 48k_voice_1kHz_1s.wav

BWC applied: 0.155979 dB

Device Reference Point: 0.000, 0.000, -6.30 mm

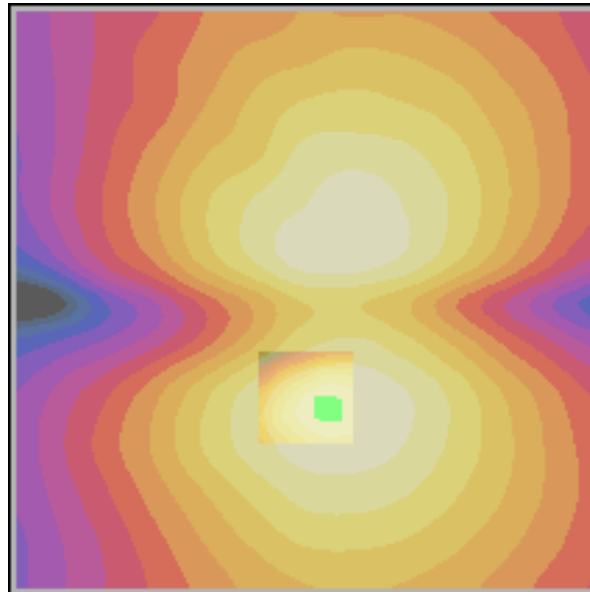
Cursor:

ABM1/ABM2 = 44.8 dB

ABM1 comp = -12.5 dB A/m

BWC Factor = 0.155979 dB

Location: -2.2, 9.5, 3.7 mm



0 dB = 170.6

Applicant	Kyocera
FCC ID:	V65E4100
Report #:	CT-4100-13C-0810-R0

Test Laboratory: COMPTEST/KYOCERA

Date: 8/11/2010

TCoil_FCC_Cell_E4100 Ch. 777 z(axial)

Communication System: CDMA-800, Frequency: 848.31 MHz, Duty Cycle: 1:1
 Medium: T-Coil, Medium parameters used: $\sigma = 0$ mho/m, $\epsilon_r = 1$; $\rho = 0$ kg/m³
 Phantom: HAC Test Arch with AMCC, Phantom section: TCoil Section

DASY4 Configuration:

Probe: AM1DV2 - 1045, , Calibrated: 9/22/2009
 Sensor-Surface: 0mm (Fix Surface),
 Electronics: DAE4 Sn527, Calibrated: 7/8/2010
 Measurement SW: DASY4, V4.7 Build 80
 Postprocessing SW: SEMCAD, V1.8 Build 176

Temperature:

Room T = 21.8̄ 1 deg C, Liquid T = 22.0̄ 1 deg C

General Scans_777/z (axial) 4.2mm 50 x 50/ABM Interpolated SNR(x,y,z) (121x121x1):

Measurement grid: dx=10mm, dy=10mm
 Signal Type: Audio File (.wav) 48k_voice_1kHz_1s.wav
 BWC applied: 0.155979 dB
 Device Reference Point: 0.000, 0.000, -6.30 mm

Cursor:

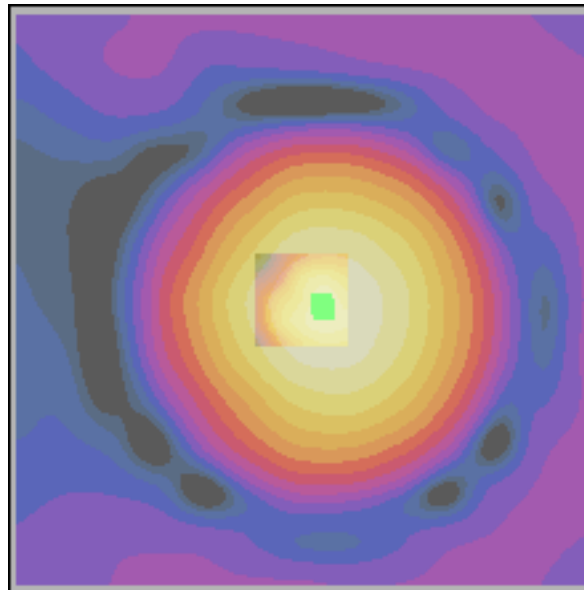
ABM1/ABM2 = 48.8 dB
 ABM1 comp = -4.03 dB A/m
 BWC Factor = 0.155979 dB
 Location: -1.7, 0.4, 3.7 mm

General Scans_777/z (axial) fine 2mm 8 x 8/ABM Interpolated SNR(x,y,z) (41x41x1):

Measurement grid: dx=10mm, dy=10mm
 Signal Type: Audio File (.wav) 48k_voice_1kHz_1s.wav
 BWC applied: 0.155979 dB
 Device Reference Point: 0.000, 0.000, -6.30 mm

Cursor:

ABM1/ABM2 = 49.1 dB
 ABM1 comp = -3.82 dB A/m
 BWC Factor = 0.155979 dB
 Location: -2, 0.8, 3.7 mm



0 dB = 275.6

Applicant	Kyocera
FCC ID:	V65E4100
Report #:	CT-4100-13C-0810-R0

Test Laboratory: COMPTEST/KYOCERA

Date: 8/11/2010

TCoil_FCC_Cell_E4100 Ch. 777 x(longitudinal)

Communication System: CDMA-800, Frequency: 848.31 MHz, Duty Cycle: 1:1

Medium: T-Coil, Medium parameters used: $\sigma = 0$ mho/m, $\epsilon_r = 1$; $\rho = 0$ kg/m³

Phantom: HAC Test Arch with AMCC, Phantom section: TCoil Section

DASY4 Configuration:

Probe: AM1DV2 - 1045, , Calibrated: 9/22/2009

Sensor-Surface: 0mm (Fix Surface),

Electronics: DAE4 Sn527, Calibrated: 7/8/2010

Measurement SW: DASY4, V4.7 Build 80

Postprocessing SW: SEMCAD, V1.8 Build 176

Temperature:

Room T = 21.8 ± 1 deg C, Liquid T = 22.0 ± 1 deg C

General Scans_777/x (longitudinal) 4.2mm 50 x 50/ABM Interpolated SNR(x,y,z) (121x121x1):

Measurement grid: dx=10mm, dy=10mm

Signal Type: Audio File (.wav) 48k_voice_1kHz_1s.wav

BWC applied: 0.155979 dB

Device Reference Point: 0.000, 0.000, -6.30 mm

Cursor:

ABM1/ABM2 = 44.3 dB

ABM1 comp = -12.0 dB A/m

BWC Factor = 0.155979 dB

Location: -9.6, 0.4, 3.7 mm

General Scans_777/x (longitudinal) fine 2mm 8 x 8/ABM Interpolated SNR(x,y,z) (41x41x1):

Measurement grid: dx=10mm, dy=10mm

Signal Type: Audio File (.wav) 48k_voice_1kHz_1s.wav

BWC applied: 0.155979 dB

Device Reference Point: 0.000, 0.000, -6.30 mm

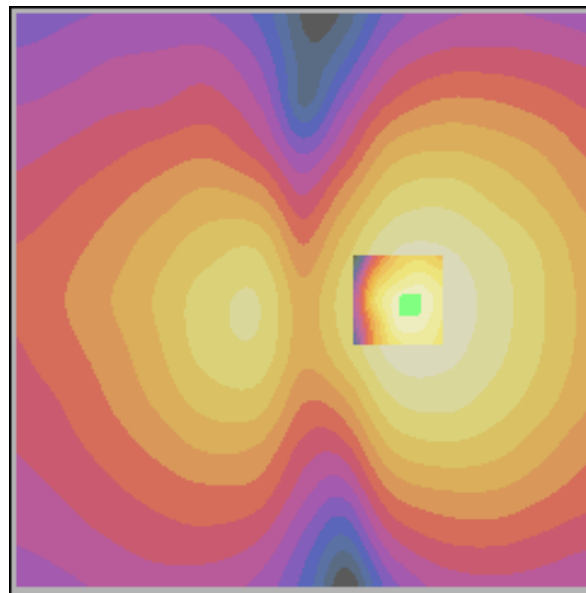
Cursor:

ABM1/ABM2 = 44.2 dB

ABM1 comp = -12.0 dB A/m

BWC Factor = 0.155979 dB

Location: -9.3, 0.6, 3.7 mm



0 dB = 163.3

Applicant	Kyocera
FCC ID:	V65E4100
Report #:	CT-4100-13C-0810-R0

Test Laboratory: COMPTEST/KYOCERA

Date: 8/11/2010

TCoil_FCC_Cell_E4100 Ch. 777 y(transveral)

Communication System: CDMA-800, Frequency: 848.31 MHz, Duty Cycle: 1:1

Medium: T-Coil, Medium parameters used: $\sigma = 0$ mho/m, $\epsilon_r = 1$; $\rho = 0$ kg/m³

Phantom: HAC Test Arch with AMCC, Phantom section: TCoil Section

DASY4 Configuration:

Probe: AM1DV2 - 1045, , Calibrated: 9/22/2009

Sensor-Surface: 0mm (Fix Surface),

Electronics: DAE4 Sn527, Calibrated: 7/8/2010

Measurement SW: DASY4, V4.7 Build 80

Postprocessing SW: SEMCAD, V1.8 Build 176

Temperature:

Room T = 21.8̄ 1 deg C, Liquid T = 22.0̄ 1 deg C

General Scans_777/y (transveral) 4.2mm 50 x 50/ABM Interpolated SNR(x,y,z) (121x121x1):

Measurement grid: dx=10mm, dy=10mm

Signal Type: Audio File (.wav) 48k_voice_1kHz_1s.wav

BWC applied: 0.155979 dB

Device Reference Point: 0.000, 0.000, -6.30 mm

Cursor:

ABM1/ABM2 = 44.7 dB

ABM1 comp = -12.5 dB A/m

BWC Factor = 0.155979 dB

Location: -2.1, 9.2, 3.7 mm

General Scans_777/y (transveral) fine 2mm 8 x 8/ABM Interpolated SNR(x,y,z) (41x41x1):

Measurement grid: dx=10mm, dy=10mm

Signal Type: Audio File (.wav) 48k_voice_1kHz_1s.wav

BWC applied: 0.155979 dB

Device Reference Point: 0.000, 0.000, -6.30 mm

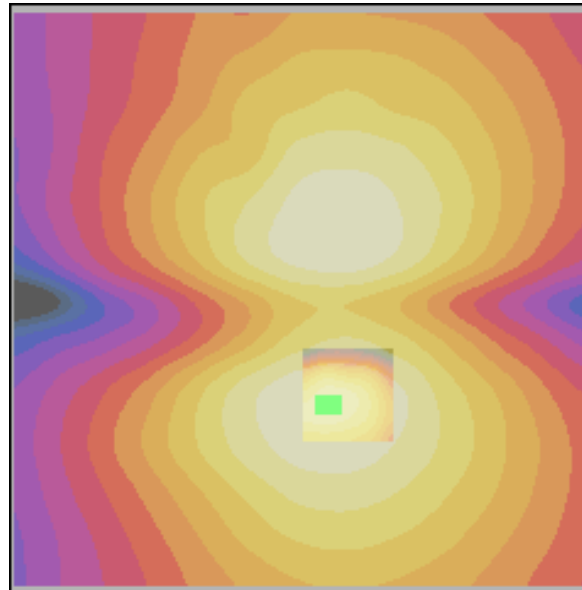
Cursor:

ABM1/ABM2 = 44.7 dB

ABM1 comp = -12.6 dB A/m

BWC Factor = 0.155979 dB

Location: -2.8, 9.1, 3.7 mm



0 dB = 171.8

Applicant	Kyocera
FCC ID:	V65E4100
Report #:	CT-4100-13C-0810-R0

PCS

Applicant	Kyocera
FCC ID:	V65E4100
Report #:	CT-4100-13C-0810-R0

Test Laboratory: COMPTEST/KYOCERA

Date: 8/10/2010

TCoil_FCC_PCS_E4100 Ch. 25 z(axial)

Communication System: CDMA-1900, Frequency: 1851.25 MHz, Duty Cycle: 1:1
 Medium: T-Coil, Medium parameters used: $\sigma = 0$ mho/m, $\epsilon_r = 1$; $\rho = 0$ kg/m³
 Phantom: HAC Test Arch with AMCC, Phantom section: TCoil Section

DASY4 Configuration:

Probe: AM1DV2 - 1045, , Calibrated: 9/22/2009
 Sensor-Surface: 0mm (Fix Surface),
 Electronics: DAE4 Sn527, Calibrated: 7/8/2010
 Measurement SW: DASY4, V4.7 Build 80
 Postprocessing SW: SEMCAD, V1.8 Build 176

Temperature:

Room T = 21.8̄ 1 deg C, Liquid T = 22.0̄ 1 deg C

General Scans_25/z (axial) 4.2mm 50 x 50/ABM Interpolated SNR(x,y,z) (121x121x1):

Measurement grid: dx=10mm, dy=10mm
 Signal Type: Audio File (.wav) 48k_voice_1kHz_1s.wav
 BWC applied: 0.155979 dB
 Device Reference Point: 0.000, 0.000, -6.30 mm

Cursor:

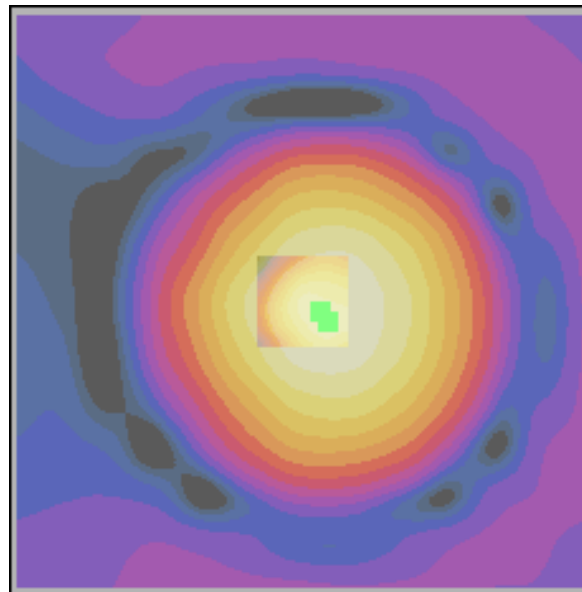
ABM1/ABM2 = 48.8 dB
 ABM1 comp = -3.94 dB A/m
 BWC Factor = 0.155979 dB
 Location: -1.7, 0.8, 3.7 mm

General Scans_25/z (axial) fine 2mm 8 x 8/ABM Interpolated SNR(x,y,z) (41x41x1):

Measurement grid: dx=10mm, dy=10mm
 Signal Type: Audio File (.wav) 48k_voice_1kHz_1s.wav
 BWC applied: 0.155979 dB
 Device Reference Point: 0.000, 0.000, -6.30 mm

Cursor:

ABM1/ABM2 = 49.2 dB
 ABM1 comp = -3.76 dB A/m
 BWC Factor = 0.155979 dB
 Location: -2.2, 1.8, 3.7 mm



0 dB = 276.9

Applicant	Kyocera
FCC ID:	V65E4100
Report #:	CT-4100-13C-0810-R0

Test Laboratory: COMPTEST/KYOCERA

Date: 8/10/2010

TCoil_FCC_PCS_E4100 Ch. 25 x(longitudinal)

Communication System: CDMA-1900, Frequency: 1851.25 MHz, Duty Cycle: 1:1

Medium: T-Coil,Medium parameters used: $\sigma = 0$ mho/m, $\epsilon_r = 1$; $\rho = 0$ kg/m³

Phantom: HAC Test Arch with AMCC,Phantom section: TCoil Section

DASY4 Configuration:

Probe: AM1DV2 - 1045, , Calibrated: 9/22/2009

Sensor-Surface: 0mm (Fix Surface),

Electronics: DAE4 Sn527,Calibrated: 7/8/2010

Measurement SW: DASY4, V4.7 Build 80

Postprocessing SW: SEMCAD, V1.8 Build 176

Temperature:

Room T = 21.8̄ 1 deg C, Liquid T = 22.0̄ 1 deg C

General Scans_25/x (longitudinal) 4.2mm 50 x 50/ABM Interpolated SNR(x,y,z) (121x121x1):

Measurement grid: dx=10mm, dy=10mm

Signal Type: Audio File (.wav) 48k_voice_1kHz_1s.wav

BWC applied: 0.155979 dB

Device Reference Point: 0.000, 0.000, -6.30 mm

Cursor:

ABM1/ABM2 = 44.1 dB

ABM1 comp = -12.4 dB A/m

BWC Factor = 0.155979 dB

Location: -10, 0.4, 3.7 mm

General Scans_25/x (longitudinal) fine 2mm 8 x 8/ABM Interpolated SNR(x,y,z) (41x41x1):

Measurement grid: dx=10mm, dy=10mm

Signal Type: Audio File (.wav) 48k_voice_1kHz_1s.wav

BWC applied: 0.155979 dB

Device Reference Point: 0.000, 0.000, -6.30 mm

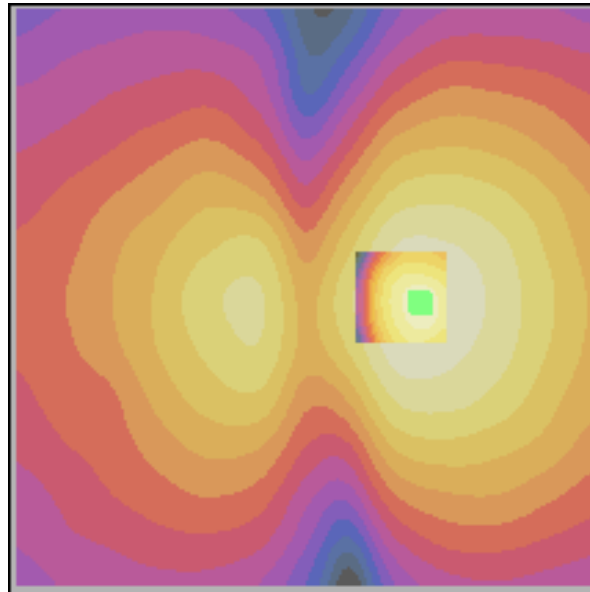
Cursor:

ABM1/ABM2 = 44.4 dB

ABM1 comp = -12.2 dB A/m

BWC Factor = 0.155979 dB

Location: -10.1, 0.6, 3.7 mm



0 dB = 160.3

Applicant	Kyocera
FCC ID:	V65E4100
Report #:	CT-4100-13C-0810-R0

Test Laboratory: COMPTEST/KYOCERA

Date: 8/10/2010

TCoil_FCC_PCS_E4100 Ch. 25 y(longitudinal)

Communication System: CDMA-1900, Frequency: 1851.25 MHz, Duty Cycle: 1:1

Medium: T-Coil, Medium parameters used: $\sigma = 0$ mho/m, $\epsilon_r = 1$; $\rho = 0$ kg/m³

Phantom: HAC Test Arch with AMCC, Phantom section: TCoil Section

DASY4 Configuration:

Probe: AM1DV2 - 1045, , Calibrated: 9/22/2009

Sensor-Surface: 0mm (Fix Surface),

Electronics: DAE4 Sn527, Calibrated: 7/8/2010

Measurement SW: DASY4, V4.7 Build 80

Postprocessing SW: SEMCAD, V1.8 Build 176

Temperature:

Room T = 21.8̄ 1 deg C, Liquid T = 22.0̄ 1 deg C

General Scans_25/y (transversal) 4.2mm 50 x 50/ABM Interpolated SNR(x,y,z) (121x121x1):

Measurement grid: dx=10mm, dy=10mm

Signal Type: Audio File (.wav) 48k_voice_1kHz_1s.wav

BWC applied: 0.155979 dB

Device Reference Point: 0.000, 0.000, -6.30 mm

Cursor:

ABM1/ABM2 = 44.7 dB

ABM1 comp = -12.6 dB A/m

BWC Factor = 0.155979 dB

Location: -2.9, 9.2, 3.7 mm

General Scans_25/y (transversal) fine 2mm 8 x 8/ABM Interpolated SNR(x,y,z) (41x41x1):

Measurement grid: dx=10mm, dy=10mm

Signal Type: Audio File (.wav) 48k_voice_1kHz_1s.wav

BWC applied: 0.155979 dB

Device Reference Point: 0.000, 0.000, -6.30 mm

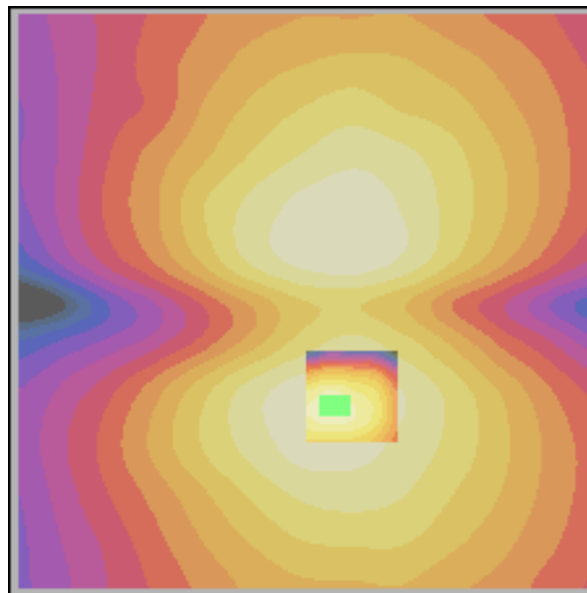
Cursor:

ABM1/ABM2 = 45.0 dB

ABM1 comp = -12.3 dB A/m

BWC Factor = 0.155979 dB

Location: -2.2, 9.1, 3.7 mm



0 dB = 172.6

Applicant	Kyocera
FCC ID:	V65E4100
Report #:	CT-4100-13C-0810-R0

Test Laboratory: COMPTTEST/KYOCERA

Date: 8/10/2010

TCoil_FCC_PCS_E4100 Ch. 600 z(axial)

Communication System: CDMA-1900, Frequency: 1880 MHz, Duty Cycle: 1:1
 Medium: T-Coil, Medium parameters used: $\sigma = 0$ mho/m, $\epsilon_r = 1$; $\rho = 0$ kg/m³
 Phantom: HAC Test Arch with AMCC, Phantom section: TCoil Section

DASY4 Configuration:

Probe: AM1DV2 - 1045, , Calibrated: 9/22/2009
 Sensor-Surface: 0mm (Fix Surface),
 Electronics: DAE4 Sn527, Calibrated: 7/8/2010
 Measurement SW: DASY4, V4.7 Build 80
 Postprocessing SW: SEMCAD, V1.8 Build 176

Temperature:

Room T = 21.8̄ 1 deg C, Liquid T = 22.0̄ 1 deg C

General Scans_600/z (axial) 4.2mm 50 x 50/ABM Interpolated SNR(x,y,z) (121x121x1):

Measurement grid: dx=10mm, dy=10mm
 Signal Type: Audio File (.wav) 48k_voice_1kHz_1s.wav
 BWC applied: 0.155979 dB
 Device Reference Point: 0.000, 0.000, -6.30 mm

Cursor:

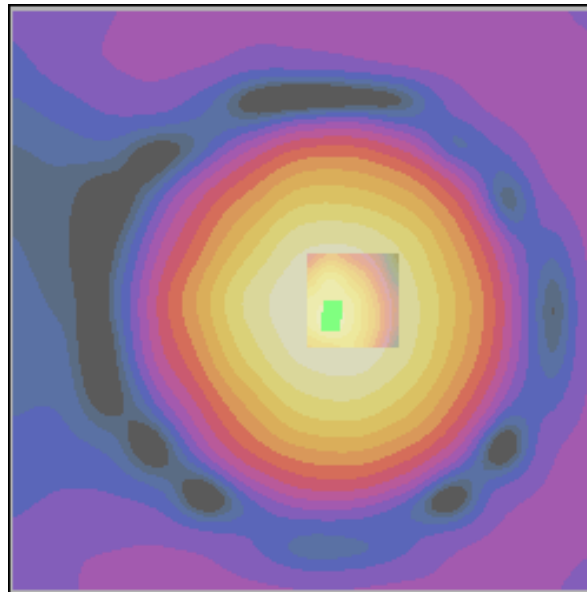
ABM1/ABM2 = 47.9 dB
 ABM1 comp = -4.91 dB A/m
 BWC Factor = 0.155979 dB
 Location: -2.5, 0.8, 3.7 mm

General Scans_600/z (axial) fine 2mm 8 x 8/ABM Interpolated SNR(x,y,z) (41x41x1):

Measurement grid: dx=10mm, dy=10mm
 Signal Type: Audio File (.wav) 48k_voice_1kHz_1s.wav
 BWC applied: 0.155979 dB
 Device Reference Point: 0.000, 0.000, -6.30 mm

Cursor:

ABM1/ABM2 = 48.9 dB
 ABM1 comp = -4.18 dB A/m
 BWC Factor = 0.155979 dB
 Location: -2.2, 1.8, 3.7 mm



0 dB = 249.1

Applicant	Kyocera
FCC ID:	V65E4100
Report #:	CT-4100-13C-0810-R0

Test Laboratory: COMPTEST/KYOCERA

Date: 8/10/2010

TCoil_FCC_PCS_E4100 Ch. 600 x(longitudinal)

Communication System: CDMA-1900, Frequency: 1880 MHz, Duty Cycle: 1:1

Medium: T-Coil,Medium parameters used: $\sigma = 0$ mho/m, $\epsilon_r = 1$; $\rho = 0$ kg/m³

Phantom: HAC Test Arch with AMCC,Phantom section: TCoil Section

DASY4 Configuration:

Probe: AM1DV2 - 1045, , Calibrated: 9/22/2009

Sensor-Surface: 0mm (Fix Surface),

Electronics: DAE4 Sn527,Calibrated: 7/8/2010

Measurement SW: DASY4, V4.7 Build 80

Postprocessing SW: SEMCAD, V1.8 Build 176

Temperature:

Room T = 21.8̄ 1 deg C, Liquid T = 22.0̄ 1 deg C

General Scans_600/x (longitudinal) 4.2mm 50 x 50/ABM Interpolated SNR(x,y,z) (121x121x1):

Measurement grid: dx=10mm, dy=10mm

Signal Type: Audio File (.wav) 48k_voice_1kHz_1s.wav

BWC applied: 0.155979 dB

Device Reference Point: 0.000, 0.000, -6.30 mm

Cursor:

ABM1/ABM2 = 43.8 dB

ABM1 comp = -12.9 dB A/m

BWC Factor = 0.155979 dB

Location: -10.4, 0, 3.7 mm

General Scans_600/x (longitudinal) fine 2mm 8 x 8/ABM Interpolated SNR(x,y,z) (41x41x1):

Measurement grid: dx=10mm, dy=10mm

Signal Type: Audio File (.wav) 48k_voice_1kHz_1s.wav

BWC applied: 0.155979 dB

Device Reference Point: 0.000, 0.000, -6.30 mm

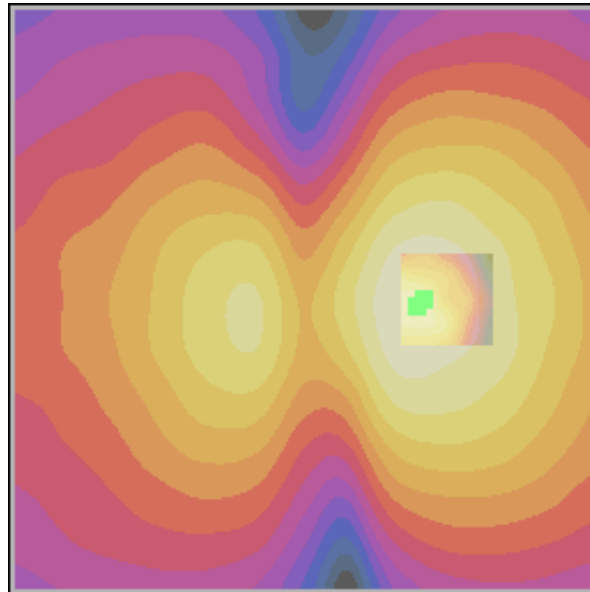
Cursor:

ABM1/ABM2 = 43.8 dB

ABM1 comp = -12.6 dB A/m

BWC Factor = 0.155979 dB

Location: -9.9, 0.6, 3.7 mm



0 dB = 154.5

Applicant	Kyocera
FCC ID:	V65E4100
Report #:	CT-4100-13C-0810-R0

Test Laboratory: COMPTEST/KYOCERA

Date: 8/10/2010

TCoil_FCC_PCS_E4100 Ch. 600 y(transveral)

Communication System: CDMA-1900, Frequency: 1880 MHz, Duty Cycle: 1:1

Medium: T-Coil,Medium parameters used: $\sigma = 0$ mho/m, $\epsilon_r = 1$; $\rho = 0$ kg/m³

Phantom: HAC Test Arch with AMCC,Phantom section: TCoil Section

DASY4 Configuration:

Probe: AM1DV2 - 1045, , Calibrated: 9/22/2009

Sensor-Surface: 0mm (Fix Surface),

Electronics: DAE4 Sn527,Calibrated: 7/8/2010

Measurement SW: DASY4, V4.7 Build 80

Postprocessing SW: SEMCAD, V1.8 Build 176

Temperature:

Room T = 21.8̄ 1 deg C, Liquid T = 22.0̄ 1 deg C

General Scans_600/y (transveral) 4.2mm 50 x 50/ABM Interpolated SNR(x,y,z) (121x121x1):

Measurement grid: dx=10mm, dy=10mm

Signal Type: Audio File (.wav) 48k_voice_1kHz_1s.wav

BWC applied: 0.155979 dB

Device Reference Point: 0.000, 0.000, -6.30 mm

Cursor:

ABM1/ABM2 = 44.3 dB

ABM1 comp = -12.8 dB A/m

BWC Factor = 0.155979 dB

Location: -2.5, 9.2, 3.7 mm

General Scans_600/y (transveral) fine 2mm 8 x 8/ABM Interpolated SNR(x,y,z) (41x41x1):

Measurement grid: dx=10mm, dy=10mm

Signal Type: Audio File (.wav) 48k_voice_1kHz_1s.wav

BWC applied: 0.155979 dB

Device Reference Point: 0.000, 0.000, -6.30 mm

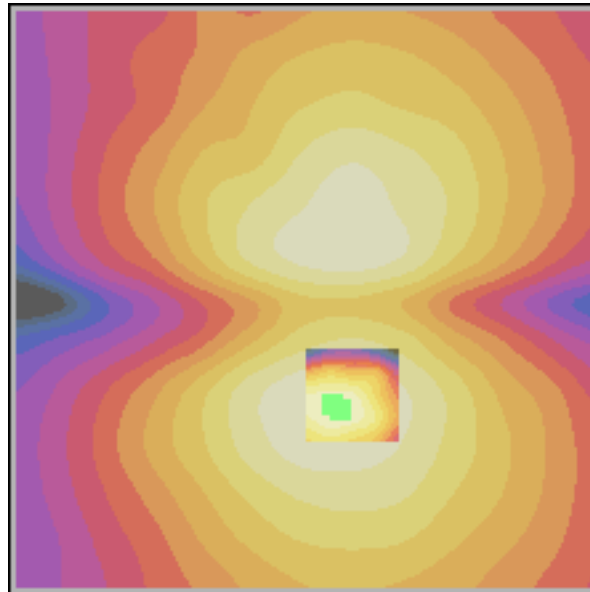
Cursor:

ABM1/ABM2 = 44.4 dB

ABM1 comp = -13.1 dB A/m

BWC Factor = 0.155979 dB

Location: -3.2, 9.5, 3.7 mm



0 dB = 164.0

Applicant	Kyocera
FCC ID:	V65E4100
Report #:	CT-4100-13C-0810-R0

Test Laboratory: COMPTEST/KYOCERA

Date: 8/10/2010

TCoil_FCC_PCS_E4100 Ch. 1175 z(axial)

Communication System: CDMA-1900, Frequency: 1908.75 MHz, Duty Cycle: 1:1

Medium: T-Coil, Medium parameters used: $\sigma = 0$ mho/m, $\epsilon_r = 1$; $\rho = 0$ kg/m³

Phantom: HAC Test Arch with AMCC, Phantom section: TCoil Section

DASY4 Configuration:

Probe: AM1DV2 - 1045, , Calibrated: 9/22/2009

Sensor-Surface: 0mm (Fix Surface),

Electronics: DAE4 Sn527, Calibrated: 7/8/2010

Measurement SW: DASY4, V4.7 Build 80

Postprocessing SW: SEMCAD, V1.8 Build 176

Temperature:

Room T = 21.8̄ 1 deg C, Liquid T = 22.0̄ 1 deg C

General Scans_1175/z (axial) 4.2mm 50 x 50/ABM Interpolated SNR(x,y,z) (121x121x1):

Measurement grid: dx=10mm, dy=10mm

Signal Type: Audio File (.wav) 48k_voice_1kHz_1s.wav

BWC applied: 0.155979 dB

Device Reference Point: 0.000, 0.000, -6.30 mm

Cursor:

ABM1/ABM2 = 48.1 dB

ABM1 comp = -4.46 dB A/m

BWC Factor = 0.155979 dB

Location: -1.2, 0.4, 3.7 mm

General Scans_1175/z (axial) fine 2mm 8 x 8/ABM Interpolated SNR(x,y,z) (41x41x1):

Measurement grid: dx=10mm, dy=10mm

Signal Type: Audio File (.wav) 48k_voice_1kHz_1s.wav

BWC applied: 0.155979 dB

Device Reference Point: 0.000, 0.000, -6.30 mm

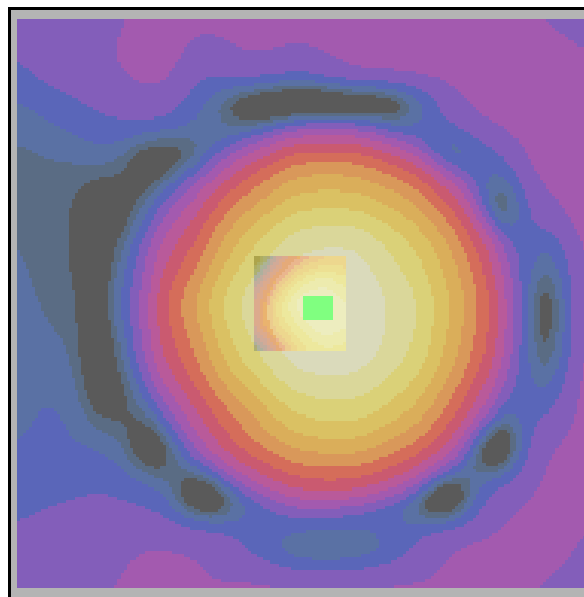
Cursor:

ABM1/ABM2 = 48.7 dB

ABM1 comp = -4.10 dB A/m

BWC Factor = 0.155979 dB

Location: -1.8, 0.4, 3.7 mm



0 dB = 254.6

Applicant	Kyocera
FCC ID:	V65E4100
Report #:	CT-4100-13C-0810-R0

Test Laboratory: COMPTEST/KYOCERA

Date: 8/10/2010

TCoil_FCC_PCS_E4100 Ch. 1175 x(longitudinal)

Communication System: CDMA-1900, Frequency: 1908.75 MHz, Duty Cycle: 1:1

Medium: T-Coil, Medium parameters used: $\sigma = 0$ mho/m, $\epsilon_r = 1$; $\rho = 0$ kg/m³

Phantom: HAC Test Arch with AMCC, Phantom section: TCoil Section

DASY4 Configuration:

Probe: AM1DV2 - 1045, , Calibrated: 9/22/2009

Sensor-Surface: 0mm (Fix Surface),

Electronics: DAE4 Sn527, Calibrated: 7/8/2010

Measurement SW: DASY4, V4.7 Build 80

Postprocessing SW: SEMCAD, V1.8 Build 176

Temperature:

Room T = 21.8̄ 1 deg C, Liquid T = 22.0̄ 1 deg C

General Scans_1175/x (longitudinal) 4.2mm 50 x 50/ABM Interpolated SNR(x,y,z) (121x121x1):

Measurement grid: dx=10mm, dy=10mm

Signal Type: Audio File (.wav) 48k_voice_1kHz_1s.wav

BWC applied: 0.155979 dB

Device Reference Point: 0.000, 0.000, -6.30 mm

Cursor:

ABM1/ABM2 = 43.8 dB

ABM1 comp = -12.6 dB A/m

BWC Factor = 0.155979 dB

Location: -9.6, 0.8, 3.7 mm

General Scans_1175/x (longitudinal) fine 2mm 8 x 8/ABM Interpolated SNR(x,y,z) (41x41x1):

Measurement grid: dx=10mm, dy=10mm

Signal Type: Audio File (.wav) 48k_voice_1kHz_1s.wav

BWC applied: 0.155979 dB

Device Reference Point: 0.000, 0.000, -6.30 mm

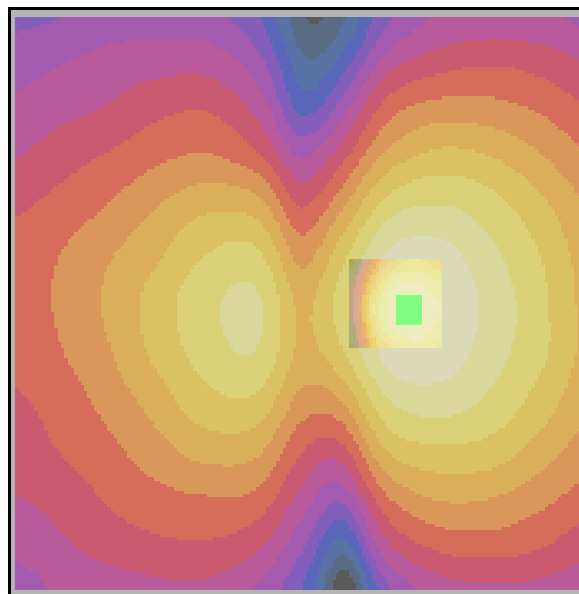
Cursor:

ABM1/ABM2 = 43.9 dB

ABM1 comp = -12.5 dB A/m

BWC Factor = 0.155979 dB

Location: -9.5, 0.4, 3.7 mm



0 dB = 154.1

Applicant	Kyocera
FCC ID:	V65E4100
Report #:	CT-4100-13C-0810-R0

Test Laboratory: COMPTEST/KYOCERA

Date: 8/10/2010

TCoil_FCC_PCS_E4100 Ch. 1175 y(transveral)

Communication System: CDMA-1900, Frequency: 1908.75 MHz, Duty Cycle: 1:1

Medium: T-Coil, Medium parameters used: $\sigma = 0$ mho/m, $\epsilon_r = 1$; $\rho = 0$ kg/m³

Phantom: HAC Test Arch with AMCC, Phantom section: TCoil Section

DASY4 Configuration:

Probe: AM1DV2 - 1045, , Calibrated: 9/22/2009

Sensor-Surface: 0mm (Fix Surface),

Electronics: DAE4 Sn527, Calibrated: 7/8/2010

Measurement SW: DASY4, V4.7 Build 80

Postprocessing SW: SEMCAD, V1.8 Build 176

Temperature:

Room T = 21.8̄ 1 deg C, Liquid T = 22.0̄ 1 deg C

General Scans_1175/y (transveral) 4.2mm 50 x 50/ABM Interpolated SNR(x,y,z) (121x121x1):

Measurement grid: dx=10mm, dy=10mm

Signal Type: Audio File (.wav) 48k_voice_1kHz_1s.wav

BWC applied: 0.155979 dB

Device Reference Point: 0.000, 0.000, -6.30 mm

Cursor:

ABM1/ABM2 = 44.1 dB

ABM1 comp = -12.7 dB A/m

BWC Factor = 0.155979 dB

Location: -3.7, -5.4, 3.7 mm

General Scans_1175/y (transveral) fine 2mm 8 x 8/ABM Interpolated SNR(x,y,z) (41x41x1):

Measurement grid: dx=10mm, dy=10mm

Signal Type: Audio File (.wav) 48k_voice_1kHz_1s.wav

BWC applied: 0.155979 dB

Device Reference Point: 0.000, 0.000, -6.30 mm

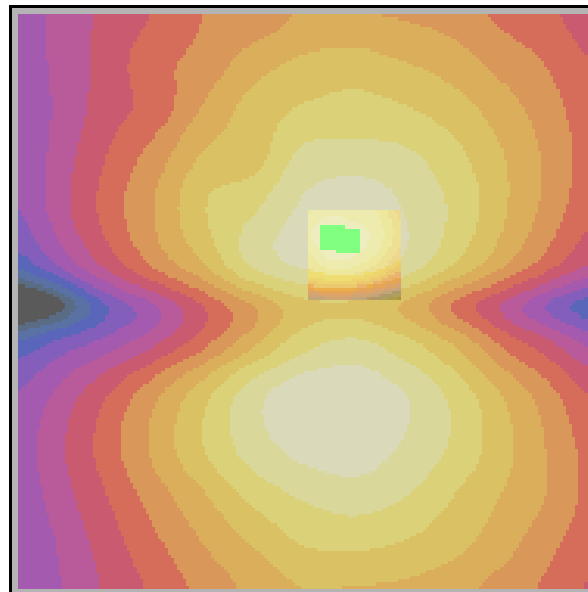
Cursor:

ABM1/ABM2 = 44.7 dB

ABM1 comp = -12.1 dB A/m

BWC Factor = 0.155979 dB

Location: -2.4, -5.8, 3.7 mm



0 dB = 161.1