



13. TEST SETUP PHOTOGRAPHS

FCC ID: V65CD8100	 PCTEST <small>Engineering Laboratory, Inc.</small>	HAC (T-COIL) TEST REPORT	 KYOCERA	Reviewed by: Quality Manager
Filename: 0Y1509141776-R1.V65	Test Dates: 09/14/2015 - 09/15/2015	EUT Type: Portable Handset	Page 35 of 37	




Figure 13-1
Test Setup for Wireless Device









Figure 13-2
Test Setup for Wireless Device

FCC ID: V65CD8100		HAC (T-COIL) TEST REPORT		Reviewed by: Quality Manager
Filename: 0Y1509141776-R1.V65	Test Dates: 09/14/2015 - 09/15/2015	EUT Type: Portable Handset	Page 36 of 37	



Axial
Radial (Transverse)
Figure 13-3
T-Coil Scan Overlay Magnetic Field Distributions

Note: Final measurement locations are indicated by a cursor on the contour plots.

FCC ID: V65CD8100	 PCTEST <small>EMF & RF DEVELOPMENT, INC.</small>	HAC (T-COIL) TEST REPORT	 KYOCERA Reviewed by: Quality Manager
Filename: 0Y1509141776-R1.V65	Test Dates: 09/14/2015 - 09/15/2015	EUT Type: Portable Handset	Page 37 of 37