




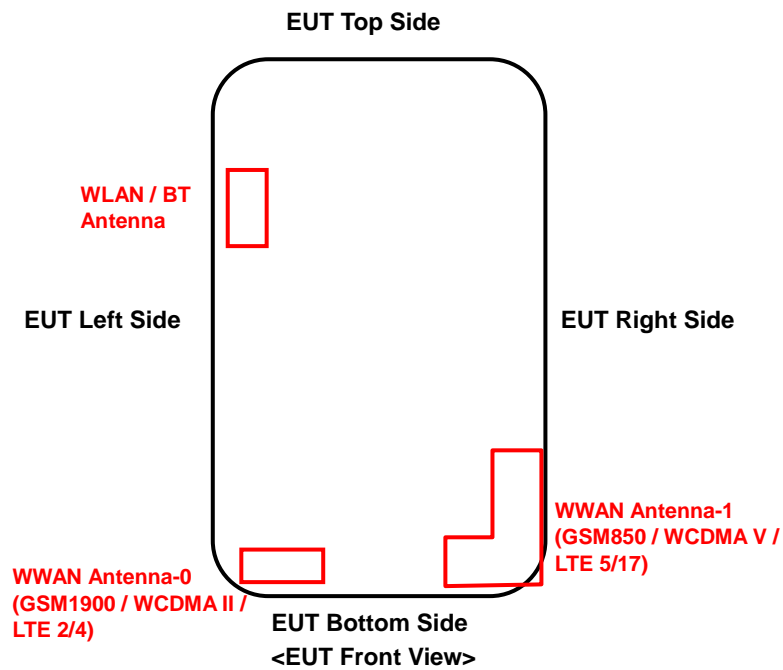
## Appendix D. Photographs of EUT and Setup

# FCC SAR Test Report

## <Photographs of EUT>



## <Antenna Location>



The separation distance for antenna to edge:


Antenna	To Top Side (mm)	To Bottom Side (mm)	To Left Side (mm)	To Right Side (mm)
WWAN Ant-0	85	2	8	55.5
WWAN Ant-1	129	2	42	1.5
WLAN / BT	31.5	90	2	62.5

### Note :






1. The WWAN diversity antenna can transmit through either antenna-0 or antenna-1 at a time.

# FCC SAR Test Report

## <Photographs of SAR Setup>



# FCC SAR Test Report

	
<p>Front Face of EUT with 1.0 cm Gap</p>	<p>Rear Face of EUT with 1.0 cm Gap</p>
	
<p>Left Side of EUT with 1.0 cm Gap</p>	<p>Right Side of EUT with 1.0 cm Gap</p>
	
<p>Bottom Side of EUT with 1.0 cm Gap</p>	