



Appendix D. Photographs of EUT and Setup

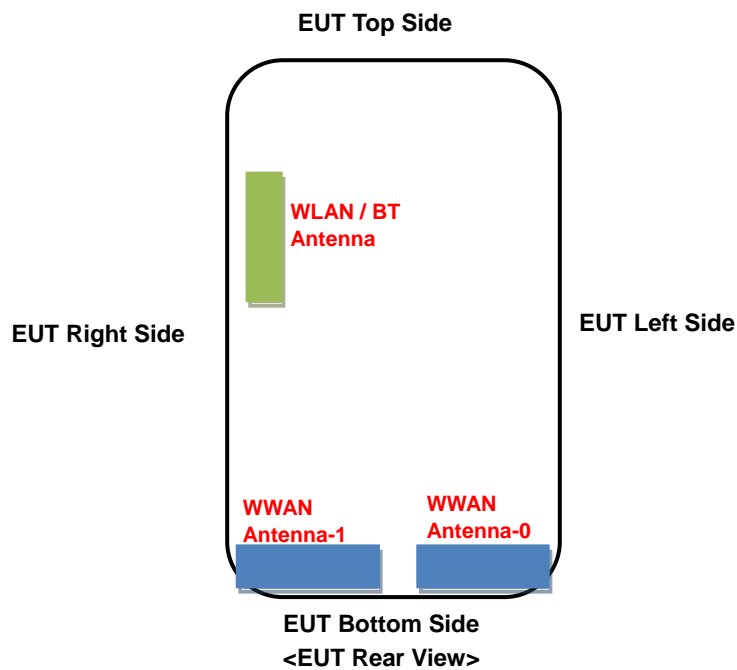
FCC SAR Test Report

<Photographs of EUT>



FCC SAR Test Report

<Antenna Location>




The separation distance for antenna to edge:

Antenna	To Top Side (mm)	To Bottom Side (mm)	To Left Side (mm)	To Right Side (mm)
WWAN Ant-0	129	1	1	41
WWAN Ant-1	129	1	44	1
WLAN / BT	35.5	79.6	63	2.4


Note :

1. The WWAN diversity antenna can transmit through either antenna-0 or antenna-1 at a time.
2. WWAN Ant-0: CDMA2000 BC1 / LTE 25 / LTE 41; WWAN Ant-1: CDMA2000 BC0& BC10 / LTE 26

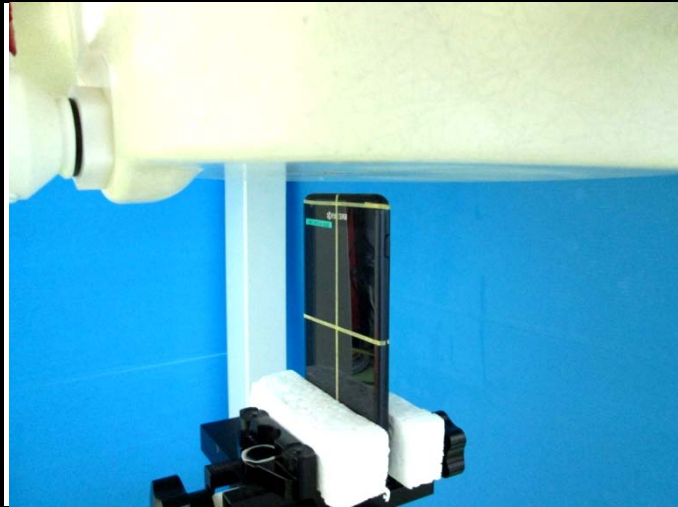


<Photographs of SAR Setup>



FCC SAR Test Report



FCC SAR Test Report

	
<p>Top Side of EUT with 1.0 cm Gap</p>	<p>Bottom Side of EUT with 1.0 cm Gap</p>
	
<p>Rear Face of EUT with 1 cm Gap (Body-Worn Mode)</p>	