




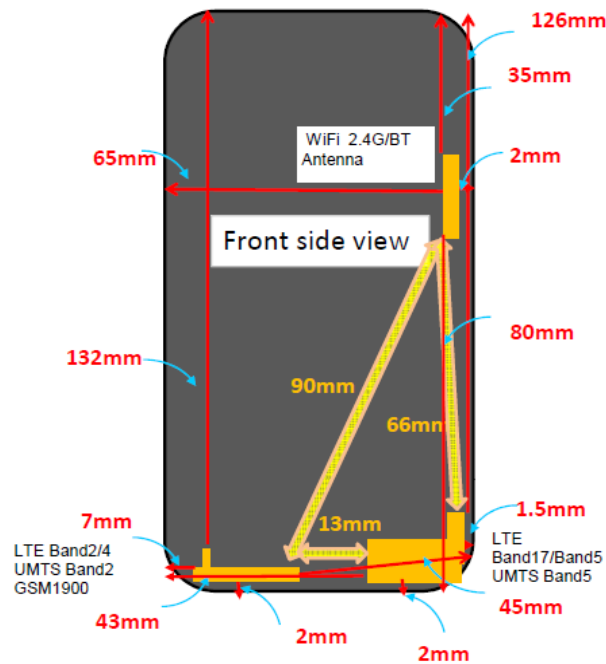
## Appendix D. Photographs of EUT and Setup

# FCC SAR Test Report

## <Photographs of EUT>



## <Antenna Location>



The separation distance for antenna to edge:

| Antenna    | To Top Side (mm) | To Bottom Side (mm) | To Left Side (mm) | To Right Side (mm) |
|------------|------------------|---------------------|-------------------|--------------------|
| WWAN Ant-0 | 132              | 2                   | 7                 | 45                 |
| WWAN Ant-1 | 126              | 2                   | 43                | 1.5                |
| WLAN / BT  | 35               | 80                  | 65                | 2                  |

### Note :

1. The WWAN diversity antenna can transmit through either antenna-0 or antenna-1 at a time.

# FCC SAR Test Report


## <Photographs of SAR Setup>



**Right Cheek**



**Right Tilted**



**Left Cheek**



**Left Tilted**








**Front Face of EUT with 1.5 cm Gap**



**Rear Face of EUT with 1.5 cm Gap**

# FCC SAR Test Report

|   |   |
|---|---|
|    |   |
| <p>Front Face of EUT with 1.0 cm Gap</p>  | <p>Rear Face of EUT with 1.0 cm Gap</p>   |
|   |  |
| <p>Left Side of EUT with 1.0 cm Gap</p>   | <p>Right Side of EUT with 1.0 cm Gap</p>  |
|  |   |
| <p>Bottom Side of EUT with 1.0 cm Gap</p>   |   |