

EXHIBIT 9 APPENDIX E1: TEST SETUP PHOTOS




Figure 9E.1 Phone against the head (Left Cheek position)



Figure 9E.2 Phone against the head (Left Tilt position)




Figure 9E.3 BACK_15 mm



Figure 9E.4 FRONT_15 mm



| | |
|------------|----------------------|
| Applicant: | Kyocera |
| FCC ID: | V65C5170 |
| Report #: | CT-C5170-9E1-0312-R0 |



Figure 9E.5 BACK_10 mm




Figure 9E.6 FRONT_10 mm




Figure 9E.7 RIGHT_10 mm




Figure 9E.8 LEFT_10 mm



| | |
|------------|----------------------|
| Applicant: | Kyocera |
| FCC ID: | V65C5170 |
| Report #: | CT-C5170-9E1-0312-R0 |




Figure 9E.9 BOTTOM_10 mm