




Figure 1 Test Setup for Conducted Emissions




Test Setup Example Shown

**Figure 2 Test setup for Radiated Emissions**




Test Setup Example Shown

X-axis



Y-axis



Z-axis

