



Applicant	Kyocera
FCC ID:	V65C5155
Report #:	CT-C5156-13C-0712-R0

EXHIBIT 13 APPENDIX C: T-COIL DATA PLOT

CELL BC-0



Applicant	Kyocera
FCC ID:	V65C5155
Report #:	CT-C5156-13C-0712-R0

Test Laboratory: COMPTEST/KYOCERA

Date: 07/12/2012

FCC_C5156_TCoil_CELL_Ch.1013 z (axial)

Communication System: CDMA_Tri_BC0&10, Frequency: 824.7 MHz, Duty Cycle: 1:1

Medium: T-Coil,Medium parameters used: $\sigma = 0$ mho/m, $\epsilon_r = 1$; $\rho = 0$ kg/m³

Phantom: HAC Test Arch with AMCC,Phantom section: TCoil Section

DASY4 Configuration:

Probe: AM1DV2 - 1045, , Calibrated: 9/15/2011

Sensor-Surface: 0mm (Fix Surface),

Electronics: DAE4 Sn675,Calibrated: 5/23/2012

Measurement SW: DASY4, V4.7 Build 80

Postprocessing SW: SEMCAD, V1.8 Build 186

Temperature:Room T = 21.8 +/- 1 deg C, Liquid T = 22.0 +/- 1 deg C

General Scans_1013/z (axial) 4.2mm 50 x 50/ABM Interpolated SNR(x,y,z) (121x121x1):

Measurement grid: dx=10mm, dy=10mm

Signal Type: Audio File (.wav) 48k_voice_1kHz_1s.wav

BWC applied: 0.155979 dB

Device Reference Point: 0.000, 0.000, -6.30 mm

Cursor:

ABM1/ABM2 = 52.8 dB

ABM1 comp = -0.322 dB A/m

BWC Factor = 0.155979 dB

Location: 1.7, 0.4, 3.7 mm

General Scans_1013/z (axial) fine 2mm 8 x 8/ABM Interpolated SNR(x,y,z) (41x41x1):

Measurement grid: dx=10mm, dy=10mm

Signal Type: Audio File (.wav) 48k_voice_1kHz_1s.wav

BWC applied: 0.155979 dB

Device Reference Point: 0.000, 0.000, -6.30 mm

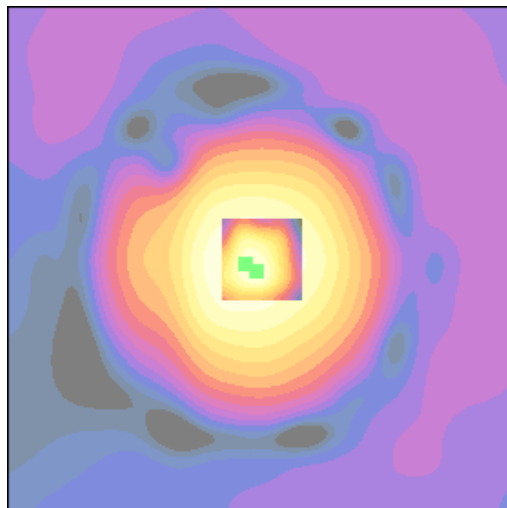
Cursor:

ABM1/ABM2 = 53.4 dB

ABM1 comp = 0.181 dB A/m

BWC Factor = 0.155979 dB

Location: 0.6, 1.2, 3.7 mm



0 dB = 435.3

Applicant	Kyocera
FCC ID:	V65C5155
Report #:	CT-C5156-13C-0712-R0

Test Laboratory: COMPTEST/KYOCERA

Date: 07/12/2012

FCC_ C5156_TCoil_CELL_Ch. 1013 x (longitudinal)

Communication System: CDMA_Tri_BC0&10, Frequency: 824.7 MHz, Duty Cycle: 1:1

Medium: T-Coil, Medium parameters used: $\sigma = 0$ mho/m, $\epsilon_r = 1$; $\rho = 0$ kg/m³

Phantom: HAC Test Arch with AMCC, Phantom section: TCoil Section

DASY4 Configuration:

Probe: AM1DV2 - 1045, , Calibrated: 9/15/2011

Sensor-Surface: 0mm (Fix Surface),

Electronics: DAE4 Sn675, Calibrated: 5/23/2012

Measurement SW: DASY4, V4.7 Build 80

Postprocessing SW: SEMCAD, V1.8 Build 186

Temperature: Room T = 21.8 +/- 1 deg C, Liquid T = 22.0 +/- 1 deg C

General Scans_1013/x (longitudinal) 4.2mm 50 x 50/ABM Interpolated SNR(x,y,z) (121x121x1):

Measurement grid: dx=10mm, dy=10mm

Signal Type: Audio File (.wav) 48k_voice_1kHz_1s.wav

BWC applied: 0.155979 dB

Device Reference Point: 0.000, 0.000, -6.30 mm

Cursor:

ABM1/ABM2 = 49.2 dB

ABM1 comp = -8.16 dB A/m

BWC Factor = 0.155979 dB

Location: -6.2, -0.8, 3.7 mm

General Scans_1013/x (longitudinal) fine 2mm 8 x 8/ABM Interpolated SNR(x,y,z) (41x41x1):

Measurement grid: dx=10mm, dy=10mm

Signal Type: Audio File (.wav) 48k_voice_1kHz_1s.wav

BWC applied: 0.155979 dB

Device Reference Point: 0.000, 0.000, -6.30 mm

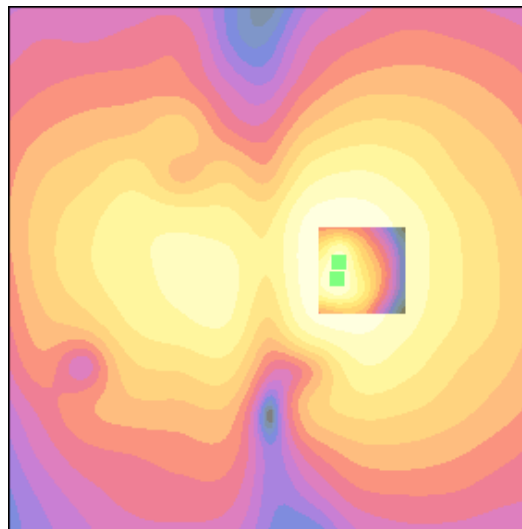
Cursor:

ABM1/ABM2 = 49.7 dB

ABM1 comp = -7.90 dB A/m

BWC Factor = 0.155979 dB

Location: -6.1, 0.8, 3.7 mm



0 dB = 304.9

Applicant	Kyocera
FCC ID:	V65C5155
Report #:	CT-C5156-13C-0712-R0

Test Laboratory: COMPTEST/KYOCERA

Date: 07/12/2012

FCC_C5156_TCoil_CELL_Ch. 1013 y (transversal)

Communication System: CDMA_Tri_BC0&10, Frequency: 824.7 MHz, Duty Cycle: 1:1

Medium: T-Coil, Medium parameters used: $\sigma = 0$ mho/m, $\epsilon_r = 1$; $\rho = 0$ kg/m³

Phantom: HAC Test Arch with AMCC, Phantom section: TCoil Section

DASY4 Configuration:

Probe: AM1DV2 - 1045, , Calibrated: 9/15/2011

Sensor-Surface: 0mm (Fix Surface),

Electronics: DAE4 Sn675, Calibrated: 5/23/2012

Measurement SW: DASY4, V4.7 Build 80

Postprocessing SW: SEMCAD, V1.8 Build 186

Temperature: Room T = 21.8 +/- 1 deg C, Liquid T = 22.0 +/- 1 deg C

General Scans_1013/y (transversal) 4.2mm 50 x 50/ABM Interpolated SNR(x,y,z) (121x121x1):

Measurement grid: dx=10mm, dy=10mm

Signal Type: Audio File (.wav) 48k_voice_1kHz_1s.wav

BWC applied: 0.155979 dB

Device Reference Point: 0.000, 0.000, -6.30 mm

Cursor:

ABM1/ABM2 = 48.4 dB

ABM1 comp = -7.13 dB A/m

BWC Factor = 0.155979 dB

Location: 0.4, -5, 3.7 mm

General Scans_1013/y (transversal) fine 2mm 8 x 8/ABM Interpolated SNR(x,y,z) (41x41x1):

Measurement grid: dx=10mm, dy=10mm

Signal Type: Audio File (.wav) 48k_voice_1kHz_1s.wav

BWC applied: 0.155979 dB

Device Reference Point: 0.000, 0.000, -6.30 mm

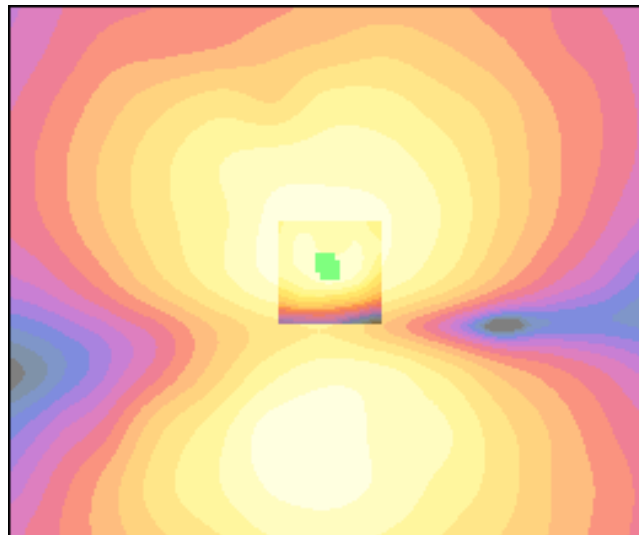
Cursor:

ABM1/ABM2 = 48.1 dB

ABM1 comp = -7.54 dB A/m

BWC Factor = 0.155979 dB

Location: 0, -4.4, 3.7 mm



0 dB = 261.6

Applicant	Kyocera
FCC ID:	V65C5155
Report #:	CT-C5156-13C-0712-R0

Test Laboratory: COMPTEST/KYOCERA

Date: 07/12/2012

FCC_C5156_TCoil_CELL_Ch.384 z (axial)

Communication System: CDMA_Tri_BC0&10, Frequency: 836.52 MHz, Duty Cycle: 1:1

Medium: T-Coil, Medium parameters used: $\sigma = 0$ mho/m, $\epsilon_r = 1$; $\rho = 0$ kg/m³

Phantom: HAC Test Arch with AMCC, Phantom section: TCoil Section

DASY4 Configuration:

Probe: AM1DV2 - 1045, , Calibrated: 9/15/2011

Sensor-Surface: 0mm (Fix Surface),

Electronics: DAE4 Sn675, Calibrated: 5/23/2012

Measurement SW: DASY4, V4.7 Build 80

Postprocessing SW: SEMCAD, V1.8 Build 186

Temperature: Room T = 21.8 +/- 1 deg C, Liquid T = 22.0 +/- 1 deg C

General Scans_384/z (axial) 4.2mm 50 x 50/ABM Interpolated SNR(x,y,z) (121x121x1):

Measurement grid: dx=10mm, dy=10mm

Signal Type: Audio File (.wav) 48k_voice_1kHz_1s.wav

BWC applied: 0.155979 dB

Device Reference Point: 0.000, 0.000, -6.30 mm

Cursor:

ABM1/ABM2 = 53.0 dB

ABM1 comp = -0.338 dB A/m

BWC Factor = 0.155979 dB

Location: 0.8, 0.4, 3.7 mm

General Scans_384/z (axial) fine 2mm 8 x 8/ABM Interpolated SNR(x,y,z) (41x41x1):

Measurement grid: dx=10mm, dy=10mm

Signal Type: Audio File (.wav) 48k_voice_1kHz_1s.wav

BWC applied: 0.155979 dB

Device Reference Point: 0.000, 0.000, -6.30 mm

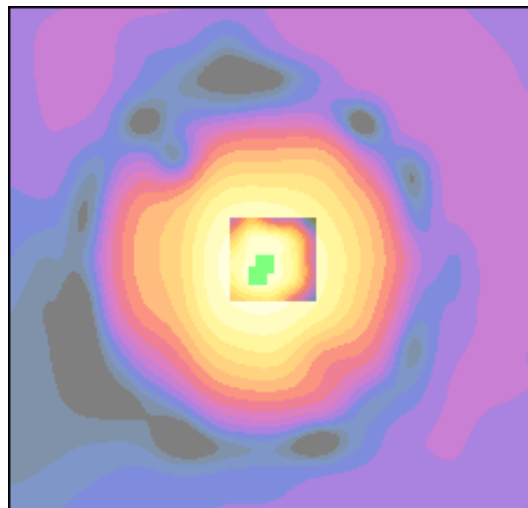
Cursor:

ABM1/ABM2 = 52.7 dB

ABM1 comp = -0.277 dB A/m

BWC Factor = 0.155979 dB

Location: 1.4, 1.6, 3.7 mm



0 dB = 447.3

Applicant	Kyocera
FCC ID:	V65C5155
Report #:	CT-C5156-13C-0712-R0

Test Laboratory: COMPTEST/KYOCERA

Date: 07/12/2012

FCC_C5156_TCoil_CELL_Ch.384 x (longitudinal)

Communication System: CDMA_Tri_BC0&10, Frequency: 836.52 MHz, Duty Cycle: 1:1

Medium: T-Coil, Medium parameters used: $\sigma = 0$ mho/m, $\epsilon_r = 1$; $\rho = 0$ kg/m³

Phantom: HAC Test Arch with AMCC, Phantom section: TCoil Section

DASY4 Configuration:

Probe: AM1DV2 - 1045, , Calibrated: 9/15/2011

Sensor-Surface: 0mm (Fix Surface),

Electronics: DAE4 Sn675, Calibrated: 5/23/2012

Measurement SW: DASY4, V4.7 Build 80

Postprocessing SW: SEMCAD, V1.8 Build 186

Temperature: Room T = 21.8 +/- 1 deg C, Liquid T = 22.0 +/- 1 deg C

General Scans_384/x (longitudinal) 4.2mm 50 x 50/ABM Interpolated SNR(x,y,z) (121x121x1):

Measurement grid: dx=10mm, dy=10mm

Signal Type: Audio File (.wav) 48k_voice_1kHz_1s.wav

BWC applied: 0.155979 dB

Device Reference Point: 0.000, 0.000, -6.30 mm

Cursor:

ABM1/ABM2 = 49.6 dB

ABM1 comp = -7.89 dB A/m

BWC Factor = 0.155979 dB

Location: -5, 0, 3.7 mm

General Scans_384/x (longitudinal) fine 2mm 8 x 8/ABM Interpolated SNR(x,y,z) (41x41x1):

Measurement grid: dx=10mm, dy=10mm

Signal Type: Audio File (.wav) 48k_voice_1kHz_1s.wav

BWC applied: 0.155979 dB

Device Reference Point: 0.000, 0.000, -6.30 mm

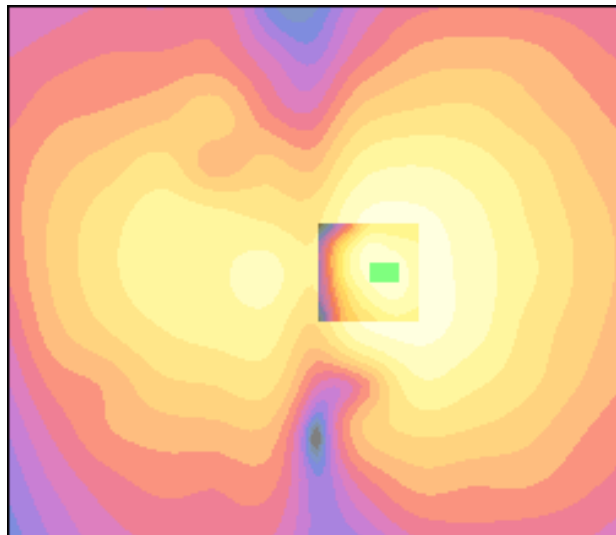
Cursor:

ABM1/ABM2 = 49.9 dB

ABM1 comp = -7.65 dB A/m

BWC Factor = 0.155979 dB

Location: -5.8, 0, 3.7 mm



0 dB = 302.2

Applicant	Kyocera
FCC ID:	V65C5155
Report #:	CT-C5156-13C-0712-R0

Test Laboratory: COMPTEST/KYOCERA

Date: 07/12/2012

FCC_C5156_TCoil_CELL_Ch.384 y(transversal)

Communication System: CDMA_Tri_BC0&10, Frequency: 836.52 MHz, Duty Cycle: 1:1

Medium: T-Coil,Medium parameters used: $\sigma = 0$ mho/m, $\epsilon_r = 1$; $\rho = 0$ kg/m³

Phantom: HAC Test Arch with AMCC,Phantom section: TCoil Section

DASY4 Configuration:

Probe: AM1DV2 - 1045, , Calibrated: 9/15/2011

Sensor-Surface: 0mm (Fix Surface),

Electronics: DAE4 Sn675,Calibrated: 5/23/2012

Measurement SW: DASY4, V4.7 Build 80

Postprocessing SW: SEMCAD, V1.8 Build 186

Temperature:Room T = 21.8 +/- 1 deg C, Liquid T = 22.0 +/- 1 deg C

General Scans_384/y (transversal) 4.2mm 50 x 50/ABM Interpolated SNR(x,y,z) (121x121x1):

Measurement grid: dx=10mm, dy=10mm

Signal Type: Audio File (.wav) 48k_voice_1kHz_1s.wav

BWC applied: 0.155979 dB

Device Reference Point: 0.000, 0.000, -6.30 mm

Cursor:

ABM1/ABM2 = 48.3 dB

ABM1 comp = -9.09 dB A/m

BWC Factor = 0.155979 dB

Location: 0, 8.7, 3.7 mm

General Scans_384/y (transversal) fine 2mm 8 x 8/ABM Interpolated SNR(x,y,z) (41x41x1):

Measurement grid: dx=10mm, dy=10mm

Signal Type: Audio File (.wav) 48k_voice_1kHz_1s.wav

BWC applied: 0.155979 dB

Device Reference Point: 0.000, 0.000, -6.30 mm

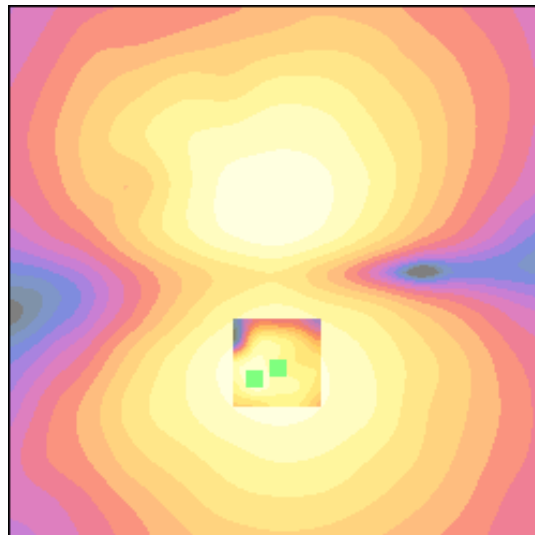
Cursor:

ABM1/ABM2 = 48.0 dB

ABM1 comp = -9.27 dB A/m

BWC Factor = 0.155979 dB

Location: 2, 9.7, 3.7 mm



0 dB = 258.7

Applicant	Kyocera
FCC ID:	V65C5155
Report #:	CT-C5156-13C-0712-R0

Test Laboratory: COMPTEST/KYOCERA

Date: 07/12/2012

FCC_C5156_TCoil_CELL_Ch. 777 z(axial)

Communication System: CDMA_Tri_BC0&10, Frequency: 848.31 MHz, Duty Cycle: 1:1

Medium: T-Coil, Medium parameters used: $\sigma = 0$ mho/m, $\epsilon_r = 1$; $\rho = 0$ kg/m³

Phantom: HAC Test Arch with AMCC, Phantom section: TCoil Section

DASY4 Configuration:

Probe: AM1DV2 - 1045, , Calibrated: 9/15/2011

Sensor-Surface: 0mm (Fix Surface),

Electronics: DAE4 Sn675, Calibrated: 5/23/2012

Measurement SW: DASY4, V4.7 Build 80

Postprocessing SW: SEMCAD, V1.8 Build 186

Temperature: Room T = 21.8 +/- 1 deg C, Liquid T = 22.0 +/- 1 deg C

General Scans_777/z (axial) 4.2mm 50 x 50/ABM Interpolated SNR(x,y,z) (121x121x1):

Measurement grid: dx=10mm, dy=10mm

Signal Type: Audio File (.wav) 48k_voice_1kHz_1s.wav

BWC applied: 0.155041 dB

Device Reference Point: 0.000, 0.000, -6.30 mm

Cursor:

ABM1/ABM2 = 53.3 dB

ABM1 comp = -0.260 dB A/m

BWC Factor = 0.155041 dB

Location: 1.3, 0.8, 3.7 mm

General Scans_777/z (axial) fine 2mm 8 x 8/ABM Interpolated SNR(x,y,z) (41x41x1):

Measurement grid: dx=10mm, dy=10mm

Signal Type: Audio File (.wav) 48k_voice_1kHz_1s.wav

BWC applied: 0.155041 dB

Device Reference Point: 0.000, 0.000, -6.30 mm

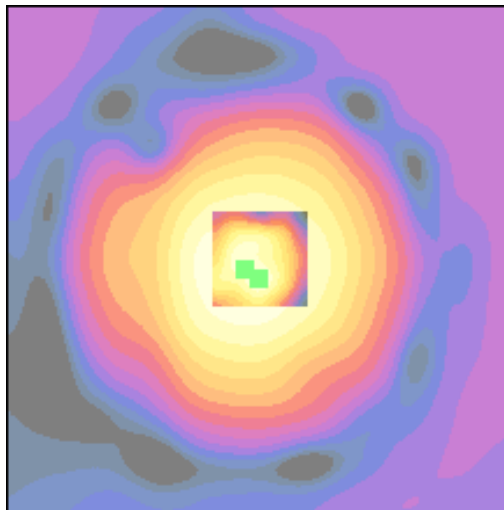
Cursor:

ABM1/ABM2 = 53.3 dB

ABM1 comp = -0.157 dB A/m

BWC Factor = 0.155041 dB

Location: 0.2, 1.6, 3.7 mm



0 dB = 461.2

Applicant	Kyocera
FCC ID:	V65C5155
Report #:	CT-C5156-13C-0712-R0

Test Laboratory: COMPTEST/KYOCERA

Date: 07/12/2012

FCC_ C5156_TCoil_CELL_Ch. 777 x(longitudinal)

Communication System: CDMA_Tri_BC0&10, Frequency: 848.31 MHz, Duty Cycle: 1:1

Medium: T-Coil,Medium parameters used: $\sigma = 0$ mho/m, $\epsilon_r = 1$; $\rho = 0$ kg/m³

Phantom: HAC Test Arch with AMCC,Phantom section: TCoil Section

DASY4 Configuration:

Probe: AM1DV2 - 1045, , Calibrated: 9/15/2011

Sensor-Surface: 0mm (Fix Surface),

Electronics: DAE4 Sn675,Calibrated: 5/23/2012

Measurement SW: DASY4, V4.7 Build 80

Postprocessing SW: SEMCAD, V1.8 Build 186

Temperature:Room T = 21.8 +/- 1 deg C, Liquid T = 22.0 +/- 1 deg C

General Scans_777/x (longitudinal) 4.2mm 50 x 50/ABM Interpolated SNR(x,y,z) (121x121x1):

Measurement grid: dx=10mm, dy=10mm

Signal Type: Audio File (.wav) 48k_voice_1kHz_1s.wav

BWC applied: 0.155041 dB

Device Reference Point: 0.000, 0.000, -6.30 mm

Cursor:

ABM1/ABM2 = 49.5 dB

ABM1 comp = -7.97 dB A/m

BWC Factor = 0.155041 dB

Location: -5.4, 0, 3.7 mm

General Scans_777/x (longitudinal) fine 2mm 8 x 8/ABM Interpolated SNR(x,y,z) (41x41x1):

Measurement grid: dx=10mm, dy=10mm

Signal Type: Audio File (.wav) 48k_voice_1kHz_1s.wav

BWC applied: 0.155041 dB

Device Reference Point: 0.000, 0.000, -6.30 mm

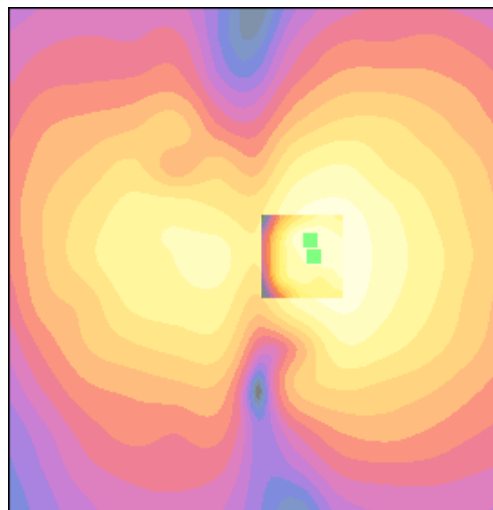
Cursor:

ABM1/ABM2 = 49.5 dB

ABM1 comp = -7.81 dB A/m

BWC Factor = 0.155041 dB

Location: -5, -1.6, 3.7 mm



0 dB = 299.0

Applicant	Kyocera
FCC ID:	V65C5155
Report #:	CT-C5156-13C-0712-R0

Test Laboratory: COMPTEST/KYOCERA

Date: 07/12/2012

FCC_C5156_TCoil_CELL_Ch. 777 y(transversal)

Communication System: CDMA_Tri_BC0&10, Frequency: 848.31 MHz, Duty Cycle: 1:1

Medium: T-Coil, Medium parameters used: $\sigma = 0$ mho/m, $\epsilon_r = 1$; $\rho = 0$ kg/m³

Phantom: HAC Test Arch with AMCC, Phantom section: TCoil Section

DASY4 Configuration:

Probe: AM1DV2 - 1045, , Calibrated: 9/15/2011

Sensor-Surface: 0mm (Fix Surface),

Electronics: DAE4 Sn675, Calibrated: 5/23/2012

Measurement SW: DASY4, V4.7 Build 80

Postprocessing SW: SEMCAD, V1.8 Build 186

Temperature: Room T = 21.8 +/- 1 deg C, Liquid T = 22.0 +/- 1 deg C

General Scans_777/y (transversal) 4.2mm 50 x 50/ABM Interpolated SNR(x,y,z) (121x121x1):

Measurement grid: dx=10mm, dy=10mm

Signal Type: Audio File (.wav) 48k_voice_1kHz_1s.wav

BWC applied: 0.155041 dB

Device Reference Point: 0.000, 0.000, -6.30 mm

Cursor:

ABM1/ABM2 = 48.4 dB

ABM1 comp = -9.06 dB A/m

BWC Factor = 0.155041 dB

Location: 1.3, 8.3, 3.7 mm

General Scans_777/y (transversal) fine 2mm 8 x 8/ABM Interpolated SNR(x,y,z) (41x41x1):

Measurement grid: dx=10mm, dy=10mm

Signal Type: Audio File (.wav) 48k_voice_1kHz_1s.wav

BWC applied: 0.155041 dB

Device Reference Point: 0.000, 0.000, -6.30 mm

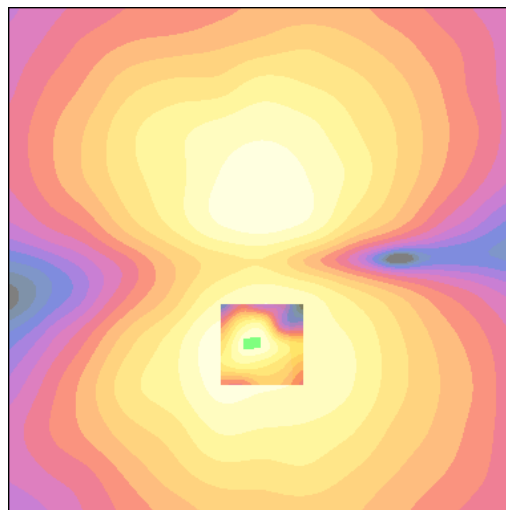
Cursor:

ABM1/ABM2 = 48.8 dB

ABM1 comp = -8.74 dB A/m

BWC Factor = 0.155041 dB

Location: 0.6, 8.1, 3.7 mm



0 dB = 264.4

Applicant	Kyocera
FCC ID:	V65C5155
Report #:	CT-C5156-13C-0712-R0

PCS

Applicant	Kyocera
FCC ID:	V65C5155
Report #:	CT-C5156-13C-0712-R0

Test Laboratory: COMPTEST/KYOCERA

Date: 07/11/2012

FCC_ C5156_TCoil_PCS Ch. 25 z(axial)

Communication System: CDMA-1900, Frequency: 1851.25 MHz, Duty Cycle: 1:1

Medium: T-Coil, Medium parameters used: $\sigma = 0$ mho/m, $\epsilon_r = 1$; $\rho = 0$ kg/m³

Phantom: HAC Test Arch with AMCC, Phantom section: TCoil Section

DASY4 Configuration:

Probe: AM1DV2 - 1045, , Calibrated: 9/15/2011

Sensor-Surface: 0mm (Fix Surface),

Electronics: DAE4 Sn675, Calibrated: 5/23/2012

Measurement SW: DASY4, V4.7 Build 80

Postprocessing SW: SEMCAD, V1.8 Build 186

Temperature: Room T = 21.8 +/- 1 deg C, Liquid T = 22.0 +/- 1 deg C

General Scans_25/z (axial) 4.2mm 50 x 50/ABM Interpolated SNR(x,y,z) (121x121x1):

Measurement grid: dx=10mm, dy=10mm

Signal Type: Audio File (.wav) 48k_voice_1kHz_1s.wav

BWC applied: 0.151969 dB

Device Reference Point: 0.000, 0.000, -6.30 mm

Cursor:

ABM1/ABM2 = 53.3 dB

ABM1 comp = -0.333 dB A/m

BWC Factor = 0.151969 dB

Location: 0.4, 0, 3.7 mm

General Scans_25/z (axial) fine 2mm 8 x 8/ABM Interpolated SNR(x,y,z) (41x41x1):

Measurement grid: dx=10mm, dy=10mm

Signal Type: Audio File (.wav) 48k_voice_1kHz_1s.wav

BWC applied: 0.151969 dB

Device Reference Point: 0.000, 0.000, -6.30 mm

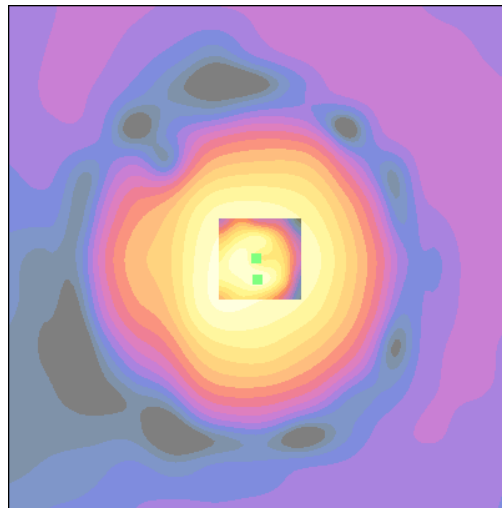
Cursor:

ABM1/ABM2 = 52.8 dB

ABM1 comp = -0.691 dB A/m

BWC Factor = 0.151969 dB

Location: 0.2, 2, 3.7 mm



0 dB = 463.4



Applicant	Kyocera
FCC ID:	V65C5155
Report #:	CT-C5156-13C-0712-R0

Test Laboratory: COMPTEST/KYOCERA

Date: 07/11/2012

FCC_C5156_TCoil_PCS_Ch. 25 x(longitudinal)

Communication System: CDMA-1900, Frequency: 1851.25 MHz, Duty Cycle: 1:1

Medium: T-Coil, Medium parameters used: $\sigma = 0$ mho/m, $\epsilon_r = 1$; $\rho = 0$ kg/m³

Phantom: HAC Test Arch with AMCC, Phantom section: TCoil Section

DASY4 Configuration:

Probe: AM1DV2 - 1045, , Calibrated: 9/15/2011

Sensor-Surface: 0mm (Fix Surface),

Electronics: DAE4 Sn675, Calibrated: 5/23/2012

Measurement SW: DASY4, V4.7 Build 80

Postprocessing SW: SEMCAD, V1.8 Build 186

Temperature: Room T = 21.8 +/- 1 deg C, Liquid T = 22.0 +/- 1 deg C

General Scans_25/x (longitudinal) 4.2mm 50 x 50/ABM Interpolated SNR(x,y,z) (121x121x1):

Measurement grid: dx=10mm, dy=10mm

Signal Type: Audio File (.wav) 48k_voice_1kHz_1s.wav

BWC applied: 0.151969 dB

Device Reference Point: 0.000, 0.000, -6.30 mm

Cursor:

ABM1/ABM2 = 49.1 dB

ABM1 comp = -7.83 dB A/m

BWC Factor = 0.151969 dB

Location: -5, 0, 3.7 mm

General Scans_25/x (longitudinal) fine 2mm 8 x 8/ABM Interpolated SNR(x,y,z) (41x41x1):

Measurement grid: dx=10mm, dy=10mm

Signal Type: Audio File (.wav) 48k_voice_1kHz_1s.wav

BWC applied: 0.151969 dB

Device Reference Point: 0.000, 0.000, -6.30 mm

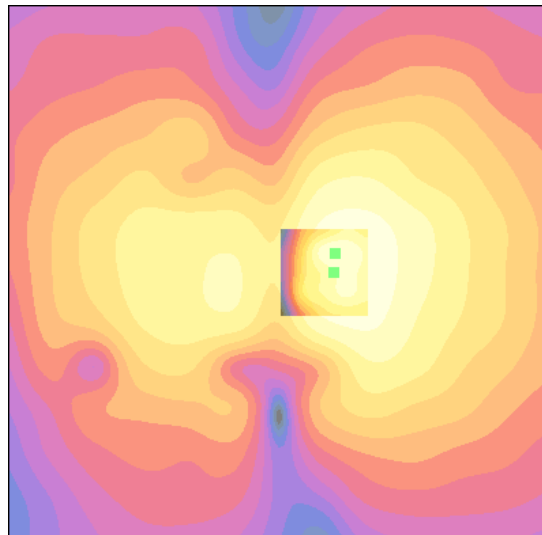
Cursor:

ABM1/ABM2 = 49.1 dB

ABM1 comp = -7.85 dB A/m

BWC Factor = 0.151969 dB

Location: -5.2, -1.8, 3.7 mm



0 dB = 285.4

Applicant	Kyocera
FCC ID:	V65C5155
Report #:	CT-C5156-13C-0712-R0

Test Laboratory: COMPTEST/KYOCERA

Date: 07/11/2012

FCC_C5156_TCoil_PCS_Ch. 25 y(transversal)

Communication System: CDMA-1900, Frequency: 1851.25 MHz, Duty Cycle: 1:1

Medium: T-Coil, Medium parameters used: $\sigma = 0$ mho/m, $\epsilon_r = 1$; $\rho = 0$ kg/m³

Phantom: HAC Test Arch with AMCC, Phantom section: TCoil Section

DASY4 Configuration:

Probe: AM1DV2 - 1045, , Calibrated: 9/15/2011

Sensor-Surface: 0mm (Fix Surface),

Electronics: DAE4 Sn675, Calibrated: 5/23/2012

Measurement SW: DASY4, V4.7 Build 80

Postprocessing SW: SEMCAD, V1.8 Build 186

Temperature: Room T = 21.8 +/- 1 deg C, Liquid T = 22.0 +/- 1 deg C

General Scans_25/y (transversal) 4.2mm 50 x 50/ABM Interpolated SNR(x,y,z) (121x121x1):

Measurement grid: dx=10mm, dy=10mm

Signal Type: Audio File (.wav) 48k_voice_1kHz_1s.wav

BWC applied: 0.151969 dB

Device Reference Point: 0.000, 0.000, -6.30 mm

Cursor:

ABM1/ABM2 = 47.0 dB

ABM1 comp = -8.08 dB A/m

BWC Factor = 0.151969 dB

Location: 0.8, -4.6, 3.7 mm

General Scans_25/y (transversal) fine 2mm 8 x 8/ABM Interpolated SNR(x,y,z) (41x41x1):

Measurement grid: dx=10mm, dy=10mm

Signal Type: Audio File (.wav) 48k_voice_1kHz_1s.wav

BWC applied: 0.151969 dB

Device Reference Point: 0.000, 0.000, -6.30 mm

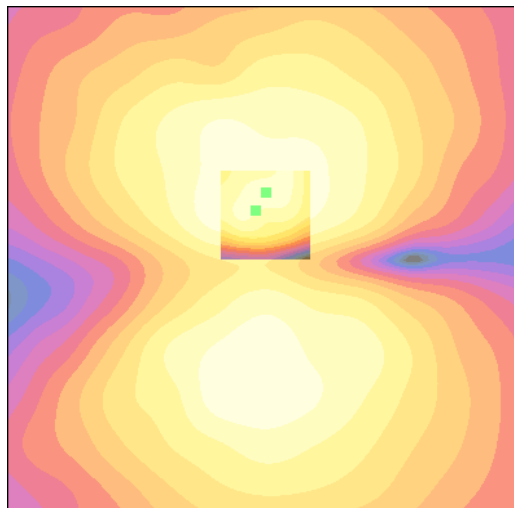
Cursor:

ABM1/ABM2 = 47.9 dB

ABM1 comp = -7.38 dB A/m

BWC Factor = 0.151969 dB

Location: 0, -6.2, 3.7 mm



0 dB = 225.0

Applicant	Kyocera
FCC ID:	V65C5155
Report #:	CT-C5156-13C-0712-R0

Test Laboratory: COMPTEST/KYOCERA

Date: 07/11/2012

FCC_C5156_TCoil_PCS_Ch. 600 z(axial)

Communication System: CDMA-1900, Frequency: 1880 MHz, Duty Cycle: 1:1

Medium: T-Coil, Medium parameters used: $\sigma = 0$ mho/m, $\epsilon_r = 1$; $\rho = 0$ kg/m³

Phantom: HAC Test Arch with AMCC, Phantom section: TCoil Section

DASY4 Configuration:

Probe: AM1DV2 - 1045, , Calibrated: 9/15/2011

Sensor-Surface: 0mm (Fix Surface),

Electronics: DAE4 Sn675, Calibrated: 5/23/2012

Measurement SW: DASY4, V4.7 Build 80

Postprocessing SW: SEMCAD, V1.8 Build 186

Temperature: Room T = 21.8 +/- 1 deg C, Liquid T = 22.0 +/- 1 deg C

General Scans_600/z (axial) 4.2mm 50 x 50/ABM Interpolated SNR(x,y,z) (121x121x1):

Measurement grid: dx=10mm, dy=10mm

Signal Type: Audio File (.wav) 48k_voice_1kHz_1s.wav

BWC applied: 0.155979 dB

Device Reference Point: 0.000, 0.000, -6.30 mm

Cursor:

ABM1/ABM2 = 52.6 dB

ABM1 comp = -0.797 dB A/m

BWC Factor = 0.155979 dB

Location: 2.1, 0.4, 3.7 mm

General Scans_600/z (axial) fine 2mm 8 x 8/ABM Interpolated SNR(x,y,z) (41x41x1):

Measurement grid: dx=10mm, dy=10mm

Signal Type: Audio File (.wav) 48k_voice_1kHz_1s.wav

BWC applied: 0.155979 dB

Device Reference Point: 0.000, 0.000, -6.30 mm

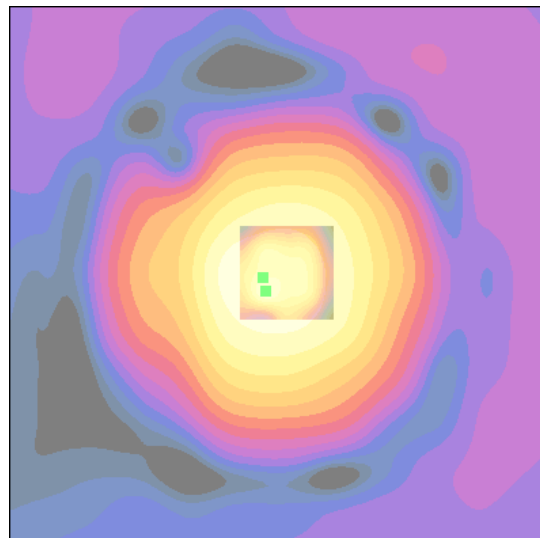
Cursor:

ABM1/ABM2 = 52.8 dB

ABM1 comp = -0.330 dB A/m

BWC Factor = 0.155979 dB

Location: 1.8, 1.6, 3.7 mm



0 dB = 427.6

Applicant	Kyocera
FCC ID:	V65C5155
Report #:	CT-C5156-13C-0712-R0

Test Laboratory: COMPTEST/KYOCERA

Date: 07/11/2012

FCC_C5156_TCoil_PCS_Ch. 600 x(longitudinal)

Communication System: CDMA-1900, Frequency: 1880 MHz, Duty Cycle: 1:1

Medium: T-Coil, Medium parameters used: $\sigma = 0$ mho/m, $\epsilon_r = 1$; $\rho = 0$ kg/m³

Phantom: HAC Test Arch with AMCC, Phantom section: TCoil Section

DASY4 Configuration:

Probe: AM1DV2 - 1045, , Calibrated: 9/15/2011

Sensor-Surface: 0mm (Fix Surface),

Electronics: DAE4 Sn675, Calibrated: 5/23/2012

Measurement SW: DASY4, V4.7 Build 80

Postprocessing SW: SEMCAD, V1.8 Build 186

Temperature: Room T = 21.8 +/- 1 deg C, Liquid T = 22.0 +/- 1 deg C

General Scans_600/x (longitudinal) 4.2mm 50 x 50/ABM Interpolated SNR(x,y,z) (121x121x1):

Measurement grid: dx=10mm, dy=10mm

Signal Type: Audio File (.wav) 48k_voice_1kHz_1s.wav

BWC applied: 0.155979 dB

Device Reference Point: 0.000, 0.000, -6.30 mm

Cursor:

ABM1/ABM2 = 49.5 dB

ABM1 comp = -7.82 dB A/m

BWC Factor = 0.155979 dB

Location: -5, -0.4, 3.7 mm

General Scans_600/x (longitudinal) fine 2mm 8 x 8/ABM Interpolated SNR(x,y,z) (41x41x1):

Measurement grid: dx=10mm, dy=10mm

Signal Type: Audio File (.wav) 48k_voice_1kHz_1s.wav

BWC applied: 0.155979 dB

Device Reference Point: 0.000, 0.000, -6.30 mm

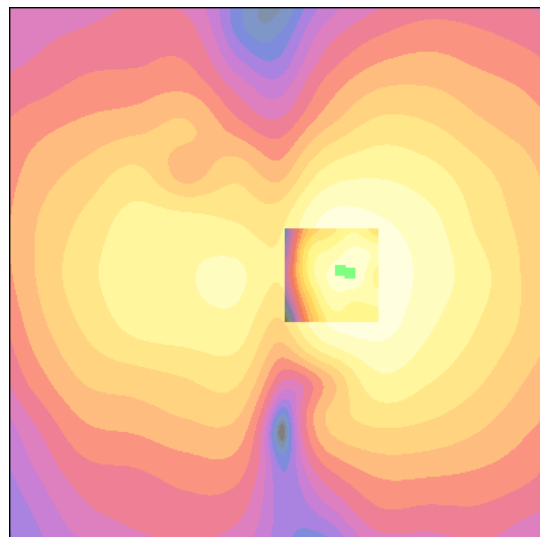
Cursor:

ABM1/ABM2 = 49.5 dB

ABM1 comp = -7.83 dB A/m

BWC Factor = 0.155979 dB

Location: -5.8, -0.2, 3.7 mm



0 dB = 298.5

Applicant	Kyocera
FCC ID:	V65C5155
Report #:	CT-C5156-13C-0712-R0

Test Laboratory: COMPTEST/KYOCERA

Date: 07/11/2012

FCC_C5156_TCoil_PCS_Ch. 600 y(transversal)

Communication System: CDMA-1900, Frequency: 1880 MHz, Duty Cycle: 1:1

Medium: T-Coil, Medium parameters used: $\sigma = 0$ mho/m, $\epsilon_r = 1$; $\rho = 0$ kg/m³

Phantom: HAC Test Arch with AMCC, Phantom section: TCoil Section

DASY4 Configuration:

Probe: AM1DV2 - 1045, , Calibrated: 9/15/2011

Sensor-Surface: 0mm (Fix Surface),

Electronics: DAE4 Sn675, Calibrated: 5/23/2012

Measurement SW: DASY4, V4.7 Build 80

Postprocessing SW: SEMCAD, V1.8 Build 186

Temperature: Room T = 21.8 +/- 1 deg C, Liquid T = 22.0 +/- 1 deg C

General Scans_600/y (transversal) 4.2mm 50 x 50/ABM Interpolated SNR(x,y,z) (121x121x1):

Measurement grid: dx=10mm, dy=10mm

Signal Type: Audio File (.wav) 48k_voice_1kHz_1s.wav

BWC applied: 0.155979 dB

Device Reference Point: 0.000, 0.000, -6.30 mm

Cursor:

ABM1/ABM2 = 48.0 dB

ABM1 comp = -7.69 dB A/m

BWC Factor = 0.155979 dB

Location: 0.4, -4.6, 3.7 mm

General Scans_600/y (transversal) fine 2mm 8 x 8/ABM Interpolated SNR(x,y,z) (41x41x1):

Measurement grid: dx=10mm, dy=10mm

Signal Type: Audio File (.wav) 48k_voice_1kHz_1s.wav

BWC applied: 0.155979 dB

Device Reference Point: 0.000, 0.000, -6.30 mm

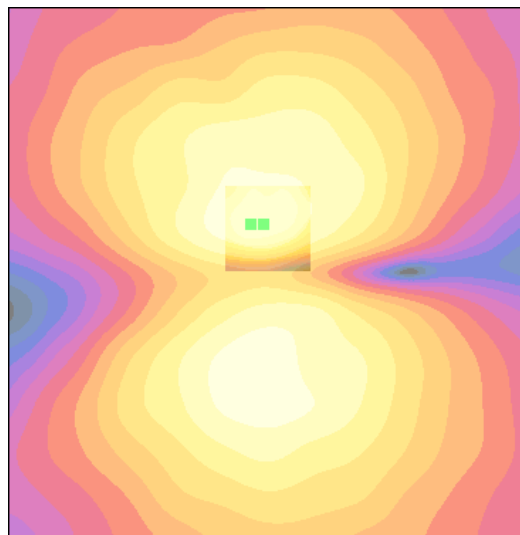
Cursor:

ABM1/ABM2 = 47.6 dB

ABM1 comp = -7.54 dB A/m

BWC Factor = 0.155979 dB

Location: 1.6, -4.6, 3.7 mm



0 dB = 251.6



Applicant	Kyocera
FCC ID:	V65C5155
Report #:	CT-C5156-13C-0712-R0

Test Laboratory: COMPTEST/KYOCERA

Date: 07/11/2012

FCC_C5156_TCoil_PCS_Ch. 1175 z(axial)

Communication System: CDMA-1900, Frequency: 1908.75 MHz, Duty Cycle: 1:1

Medium: T-Coil, Medium parameters used: $\sigma = 0$ mho/m, $\epsilon_r = 1$; $\rho = 0$ kg/m³

Phantom: HAC Test Arch with AMCC, Phantom section: TCoil Section

DASY4 Configuration:

Probe: AM1DV2 - 1045, , Calibrated: 9/15/2011

Sensor-Surface: 0mm (Fix Surface),

Electronics: DAE4 Sn675, Calibrated: 5/23/2012

Measurement SW: DASY4, V4.7 Build 80

Postprocessing SW: SEMCAD, V1.8 Build 186

Temperature: Room T = 21.8 +/- 1 deg C, Liquid T = 22.0 +/- 1 deg C

General Scans_1175/z (axial) 4.2mm 50 x 50/ABM Interpolated SNR(x,y,z) (121x121x1):

Measurement grid: dx=10mm, dy=10mm

Signal Type: Audio File (.wav) 48k_voice_1kHz_1s.wav

BWC applied: 0.155041 dB

Device Reference Point: 0.000, 0.000, -6.30 mm

Cursor:

ABM1/ABM2 = 53.3 dB

ABM1 comp = -0.258 dB A/m

BWC Factor = 0.155041 dB

Location: 0.4, 0.4, 3.7 mm

General Scans_1175/z (axial) fine 2mm 8 x 8/ABM Interpolated SNR(x,y,z) (41x41x1):

Measurement grid: dx=10mm, dy=10mm

Signal Type: Audio File (.wav) 48k_voice_1kHz_1s.wav

BWC applied: 0.155041 dB

Device Reference Point: 0.000, 0.000, -6.30 mm

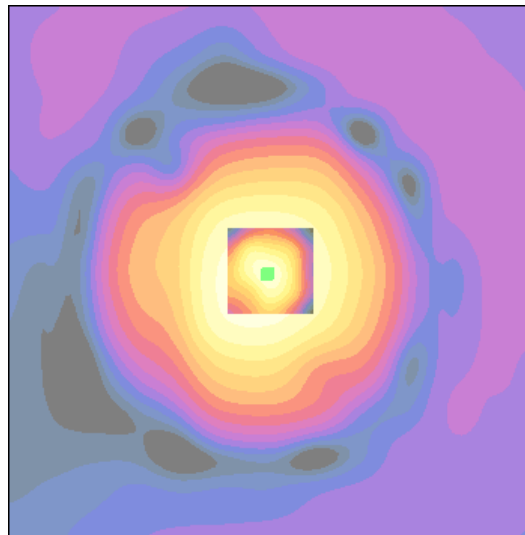
Cursor:

ABM1/ABM2 = 53.5 dB

ABM1 comp = -0.331 dB A/m

BWC Factor = 0.155041 dB

Location: 0.2, 0.2, 3.7 mm



0 dB = 462.0

Applicant	Kyocera
FCC ID:	V65C5155
Report #:	CT-C5156-13C-0712-R0

Test Laboratory: COMPTEST/KYOCERA

Date: 07/11/2012

FCC_C5156_TCoil_PCS_Ch. 1175 x(longitudinal)

Communication System: CDMA-1900, Frequency: 1908.75 MHz, Duty Cycle: 1:1

Medium: T-Coil, Medium parameters used: $\sigma = 0$ mho/m, $\epsilon_r = 1$; $\rho = 0$ kg/m³

Phantom: HAC Test Arch with AMCC, Phantom section: TCoil Section

DASY4 Configuration:

Probe: AM1DV2 - 1045, , Calibrated: 9/15/2011

Sensor-Surface: 0mm (Fix Surface),

Electronics: DAE4 Sn675, Calibrated: 5/23/2012

Measurement SW: DASY4, V4.7 Build 80

Postprocessing SW: SEMCAD, V1.8 Build 186

Temperature: Room T = 21.8 +/- 1 deg C, Liquid T = 22.0 +/- 1 deg C

General Scans_1175/x (longitudinal) 4.2mm 50 x 50/ABM Interpolated SNR(x,y,z) (121x121x1):

Measurement grid: dx=10mm, dy=10mm

Signal Type: Audio File (.wav) 48k_voice_1kHz_1s.wav

BWC applied: 0.155041 dB

Device Reference Point: 0.000, 0.000, -6.30 mm

Cursor:

ABM1/ABM2 = 49.0 dB

ABM1 comp = -7.91 dB A/m

BWC Factor = 0.155041 dB

Location: -5.4, 0, 3.7 mm

General Scans_1175/x (longitudinal) fine 2mm 8 x 8/ABM Interpolated SNR(x,y,z) (41x41x1):

Measurement grid: dx=10mm, dy=10mm

Signal Type: Audio File (.wav) 48k_voice_1kHz_1s.wav

BWC applied: 0.155041 dB

Device Reference Point: 0.000, 0.000, -6.30 mm

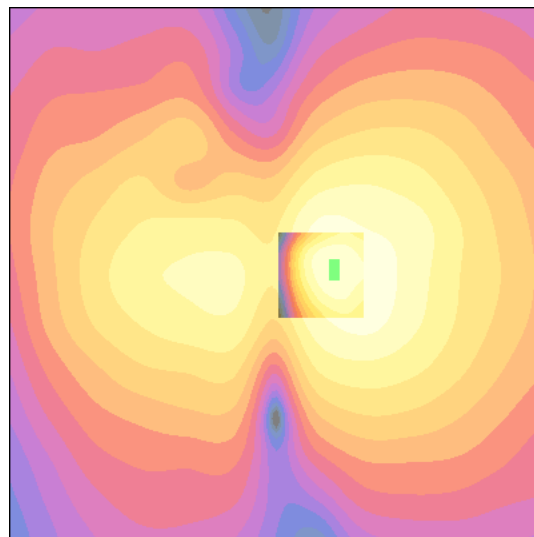
Cursor:

ABM1/ABM2 = 48.9 dB

ABM1 comp = -8.08 dB A/m

BWC Factor = 0.155041 dB

Location: -5.4, -1, 3.7 mm



0 dB = 281.0

Applicant	Kyocera
FCC ID:	V65C5155
Report #:	CT-C5156-13C-0712-R0

Test Laboratory: COMPTEST/KYOCERA

Date: 07/11/2012

FCC_C5156_TCoil_PCS_Ch. 1175 y(transversal)

Communication System: CDMA-1900, Frequency: 1908.75 MHz, Duty Cycle: 1:1

Medium: T-Coil, Medium parameters used: $\sigma = 0$ mho/m, $\epsilon_r = 1$; $\rho = 0$ kg/m³

Phantom: HAC Test Arch with AMCC, Phantom section: TCoil Section

DASY4 Configuration:

Probe: AM1DV2 - 1045, , Calibrated: 9/15/2011

Sensor-Surface: 0mm (Fix Surface),

Electronics: DAE4 Sn675, Calibrated: 5/23/2012

Measurement SW: DASY4, V4.7 Build 80

Postprocessing SW: SEMCAD, V1.8 Build 186

Temperature: Room T = 21.8 +/- 1 deg C, Liquid T = 22.0 +/- 1 deg C

General Scans_1175/y (transversal) 4.2mm 50 x 50/ABM Interpolated SNR(x,y,z) (121x121x1):

Measurement grid: dx=10mm, dy=10mm

Signal Type: Audio File (.wav) 48k_voice_1kHz_1s.wav

BWC applied: 0.155041 dB

Device Reference Point: 0.000, 0.000, -6.30 mm

Cursor:

ABM1/ABM2 = 48.2 dB

ABM1 comp = -9.33 dB A/m

BWC Factor = 0.155041 dB

Location: 0.4, 8.7, 3.7 mm

General Scans_1175/y (transversal) fine 2mm 8 x 8/ABM Interpolated SNR(x,y,z) (41x41x1):

Measurement grid: dx=10mm, dy=10mm

Signal Type: Audio File (.wav) 48k_voice_1kHz_1s.wav

BWC applied: 0.155041 dB

Device Reference Point: 0.000, 0.000, -6.30 mm

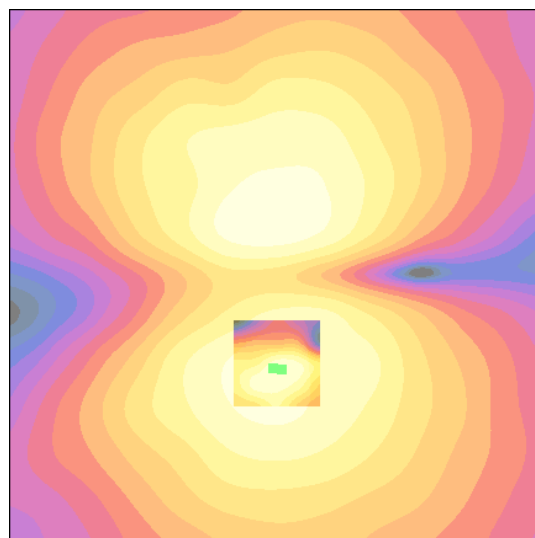
Cursor:

ABM1/ABM2 = 47.7 dB

ABM1 comp = -9.59 dB A/m

BWC Factor = 0.155041 dB

Location: -0.4, 8.9, 3.7 mm



0 dB = 257.0