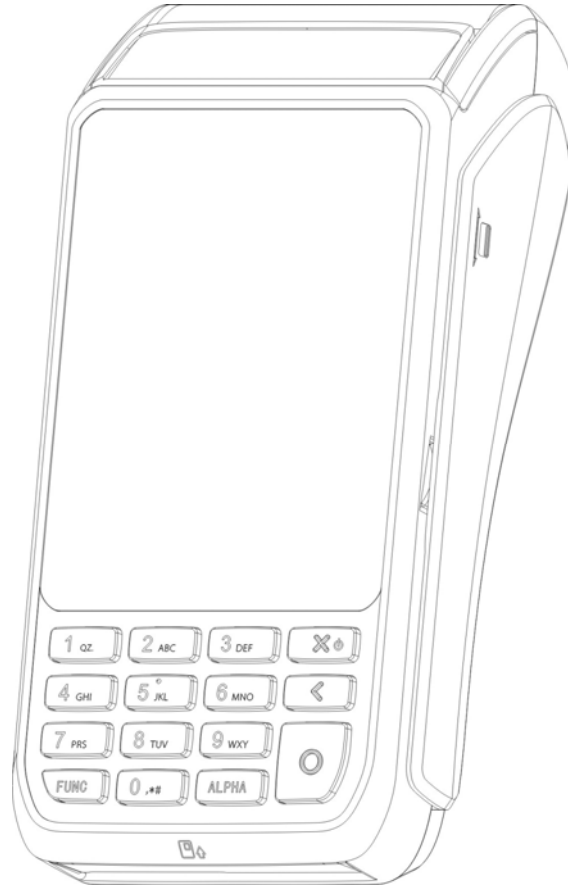


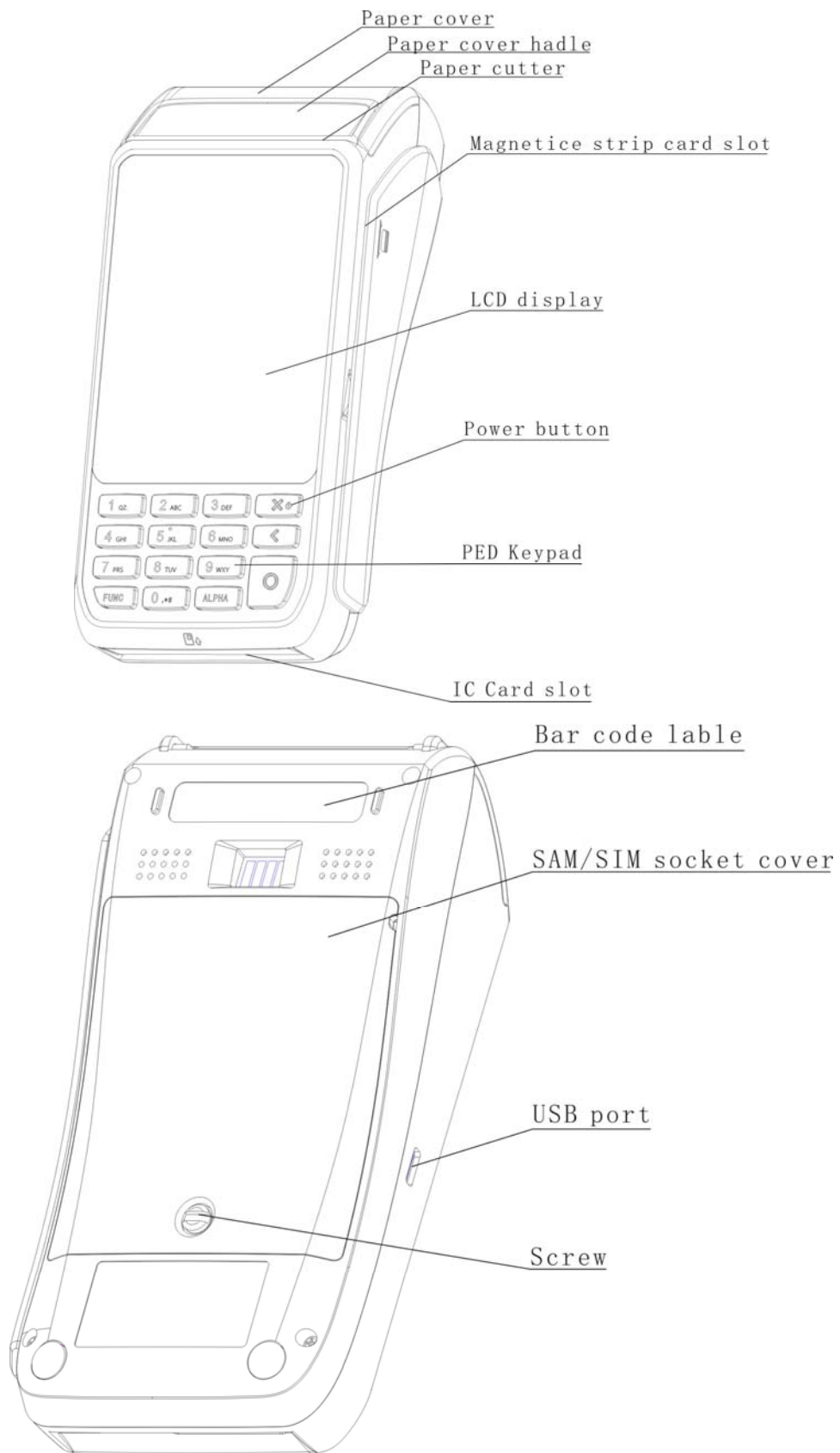
S920

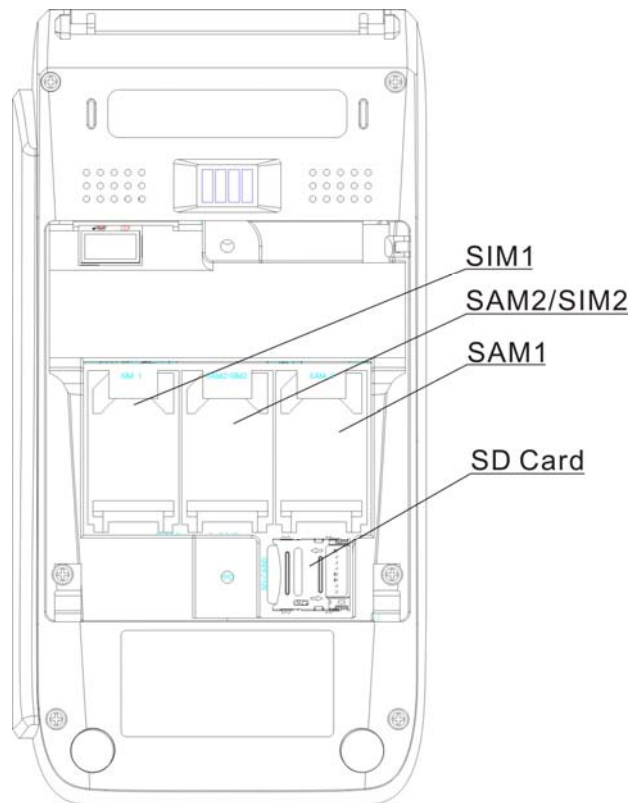
Mobile Payment Terminal



PAX TECHNOLOGY LIMITED

1. Appearance Description





2. installation

SAM/SIM/SD Card:


- a) Use a coin or screwdriver to remove the battery cover (At the bottom of the terminal).
- b) Insert the SAM/SIM/SD card to the corresponding card slot.


Battery replacement:

- a) Use a coin or screwdriver to remove the battery cover (At the bottom of the terminal).
- b) Remove the old battery: hold the battery, and pull it out.
- c) Replace with a new battery: hold the battery connector and insert it into the power socket, then align the battery in the battery compartments

3. Instructions

1) Power ON/OFF

Power on: Press the ON/OFF button  two seconds until LCD backlight light, the terminal turns on successfully.

Power off: Press the ON/OFF button  two seconds until LCD no_display, the terminal turns off successfully.

2) Magnetic Stripe Card

Put magnetic stripe side of magnetic card towards device interior, swipe the card with a steady speed during through magnetic reader slot.

(Support bi-directional swiping)

3) IC Card

Put IC card chip side upward, push-in IC card slot and to bottom.

4) Contactless Card

Put the contactless card into the sensing area above the LCD

5) Shred paper operating Instructions

Make paper 45 degrees angle right to paper knife and shred paper.

4. Specifications

Default

CPU: 32-bit, ARM11

Memory: 64MB DDR RAM , 128MB NAND Flash

Display: 3.5 -inch 240x320 pixel color TFT LCD; LED backlight; Touch Screen

Keypad: 10 alphanumeric keys, 5 functional keys

Magnetic Card Reader : Track 1/2/3, bi-directional swipe

IC Card Reader: 1 user card (EMV2000)

SAM slots: 2 SAM slots(ISO7816)

Communication: GSM, WCDMA

Peripheral Ports: 1 MicroUSB

Printer : Thermal printer; Speed:20 lines/sec; Paper width:58mm
Paper roll outside diameter:25mm

Power Supply: Input: 100~240VAC, 50Hz/60Hz, 0.2A Max
Output: 5.0VDC, 1A

Battery: Li-ion battery, 2600mAh, 3.7V

Working Environment: Temperature: 0 °C~50°C(32°F~120°F)
R.H.: 10%~93%(non-condense)

Storage Environment: Temperature:-20°C ~ 70°C (-4°F~150°F)
R.H.:5% ~95%(non-condense)

Dimensions: 150mm × 78mm × 44mm (L × W × H)

Weight: 330g

Optional: WiFi、BT 、 Double SIM slots

Built-in contactless card reader module (ISO/IEC 14443 Type A/B, Mifare[®]/Felica/NFC,
card sensing area: LCD screen)

5. Installation and Usage Tips

- 1) Avoid putting the terminal in direct sunlight, high temperature, moist, or dusty environment.
- 2) Forbid non-professional to repair the terminal.
- 3) Before insert the card, please check internal and around of IC card slot. when you found some suspicious objects , must report to related administrator.

6. Lithium Ion Battery Usage Tips

- 1) Charge indoor by PAX charger, where is cool and well ventilated;
- 2) Do not apart the battery;
- 3) Do not short circuit the battery;
- 4) Keep the battery away from sunshine, smog and dust;
- 5) Do not squeeze, punch the battery, put it into liquid or near fire;
- 6) Keep way from environment which is too hot , too cold, damp and highly explosive;

- 7) Once a failure happens such as heating or distortion, or it was broken down. Please change new battery;
- 8) Change new battery if it cannot satisfy your requirement;
- 9) Change new battery if using more than two years.

FCC Regulations:

This device complies with part 15 of the FCC Rules. Operation is subject to the following two conditions: (1) This device may not cause harmful interference, and (2) this device must accept any interference received, including interference that may cause undesired operation.

This device has been tested and found to comply with the limits for a Class B digital device, pursuant to Part 15 of the FCC Rules. These limits are designed to provide reasonable protection against harmful interference in a residential installation. This equipment generates, uses and can radiate radio frequency energy and, if not installed and used in accordance with the instructions, may cause harmful interference to radio communications. However, there is no guarantee that interference will not occur in a particular installation. If this equipment does cause harmful interference to radio or television reception, which can be determined by turning the equipment off and on, the user is encouraged to try to correct the interference by one or more of the following measures:

- Reorient or relocate the receiving antenna.
- Increase the separation between the equipment and receiver.
- Connect the equipment into an outlet on a circuit different from that to which the receiver is connected.
- Consult the dealer or an experienced radio/TV technician for help.

Caution: Changes or modifications not expressly approved by the party responsible for compliance could void the user's authority to operate the equipment.

FCC RF Exposure Information (SAR)

This device is designed and manufactured not to exceed the emission limits for exposure to radio frequency (RF) energy set by the Federal Communications Commission of the United States.

During SAR testing, this device is set to transmit at its highest certified power level in all tested frequency bands, and placed in positions that simulate RF exposure in usage near the body. Although the SAR is determined at the highest certified power level, the actual SAR level of the while operating can be well below the maximum value. This is because the device is designed to operate at multiple power levels so as to use only the power required to reach the network. In general, the closer you are to a wireless base station antenna, the lower the power output.

The exposure standard for wireless employs a unit of measurement known as the Specific

Absorption Rate, or SAR. The SAR limit set by the FCC is 1.6W/kg.

The FCC has granted an Equipment Authorization for this model device with all reported SAR levels evaluated as in compliance with the FCC RF exposure guidelines. SAR information on this model device is on file with the FCC and can be found under the Display Grant section of www.fcc.gov/oet/ea/fccid after searching on FCC ID: V5PS920.

For this device, the highest reported SAR value for near the body is 0.79W/kg.

While there may be differences between the SAR levels of various devices and at various positions, they all meet the government requirement.

IC Notice

This device complies with Industry Canada license-exempt RSS standard(s). Operation is subject to the following two conditions:

- (1) this device may not cause interference, and
- (2) this device must accept any interference, including interference that may cause undesired operation of the device.

Le présent appareil est conforme aux CNR d'Industrie Canada applicables aux appareils radio exempts de licence. L'exploitation est autorisée aux deux conditions suivantes:

- (1) l'appareil ne doit pas produire de brouillage, et
- (2) l'utilisateur de l'appareil doit accepter tout brouillage radioélectrique subi, même si le brouillage est susceptible d'en

This Class B digital apparatus complies with Canadian ICES-003.

Cet appareil numérique de la classe B est conforme à la norme NMB-003 du Canada.

IC: 11689A-S920

IC Radiation Exposure Statement

This EUT is compliance with SAR for general population/uncontrolled exposure limits in IC RSS-102 and had been tested in accordance with the measurement methods and procedures specified in IEEE 1528 and IEC 62209.

This device and its antenna(s) must not be co-located or operating in conjunction with any other antenna or transmitter.

Cet appareil est conforme aux limites d'exposition DAS incontrôlée pour la population

générale de la norme CNR-102 d'Industrie Canada et a été testé en conformité avec les méthodes de mesure et procédures spécifiées dans IEEE 1528 et IEC 62209. Cet appareil et sa ou ses antennes ne doivent pas être localisés ou fonctionner en conjonction avec tout autre antenne ou transmetteur.