



东莞市一佳电子通讯科技有限公司

Antenna Test Report

Contents:

1. Antenna Passive Test

2. Device Profile

3. WiFi Antenna Test

4. Antenna size

Tester : Li Guang Lei

Approval : Yin Tao

Date : 2024 /06/18

真诚 务实 开拓 创新



Project name	IM25
Name of antenna	WIFI
Antenna form	FPC antenna
Radiate	Omni-directional
Polarization	Line polarization

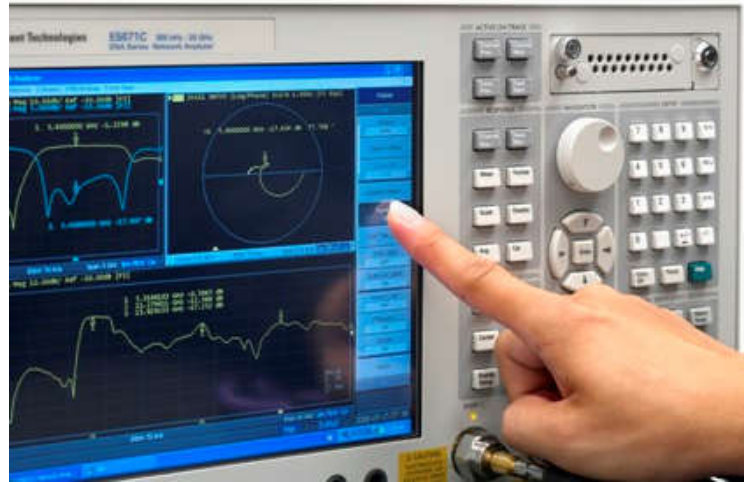


Equipment

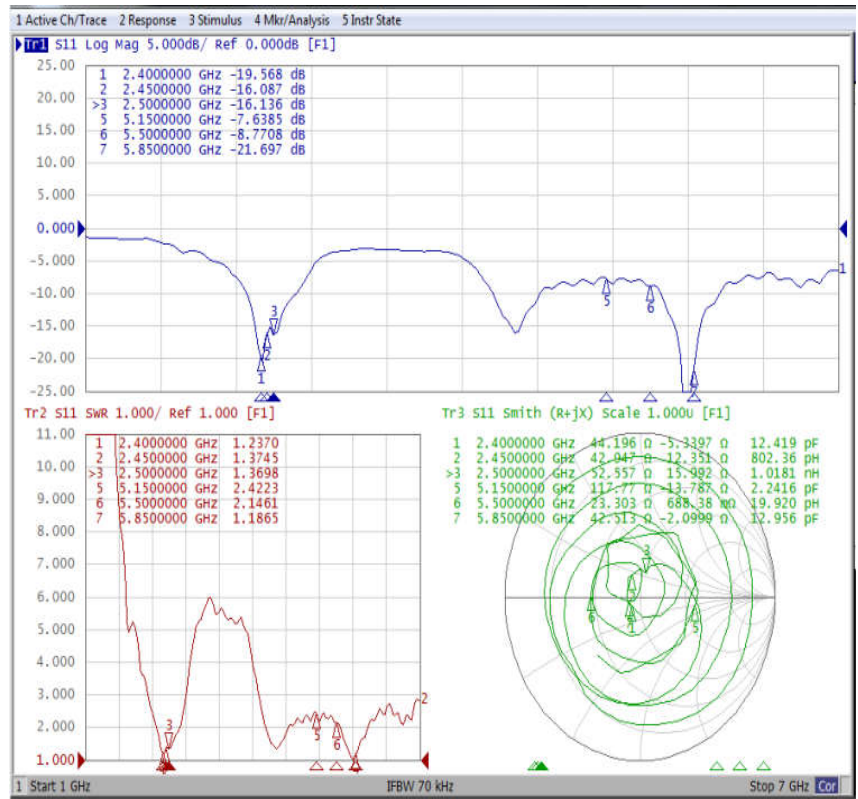
Equipment	Manufacturer	Model NO.	Last CAL.	Due Date
Network Analyzer	Agilent	E5071C	2023.12.31	2024.12.30
CMW500	R&S	CMW500	2023.12.31	2024.12.30



Agilent E5071c



S Parameter Test /WiFi Antenna



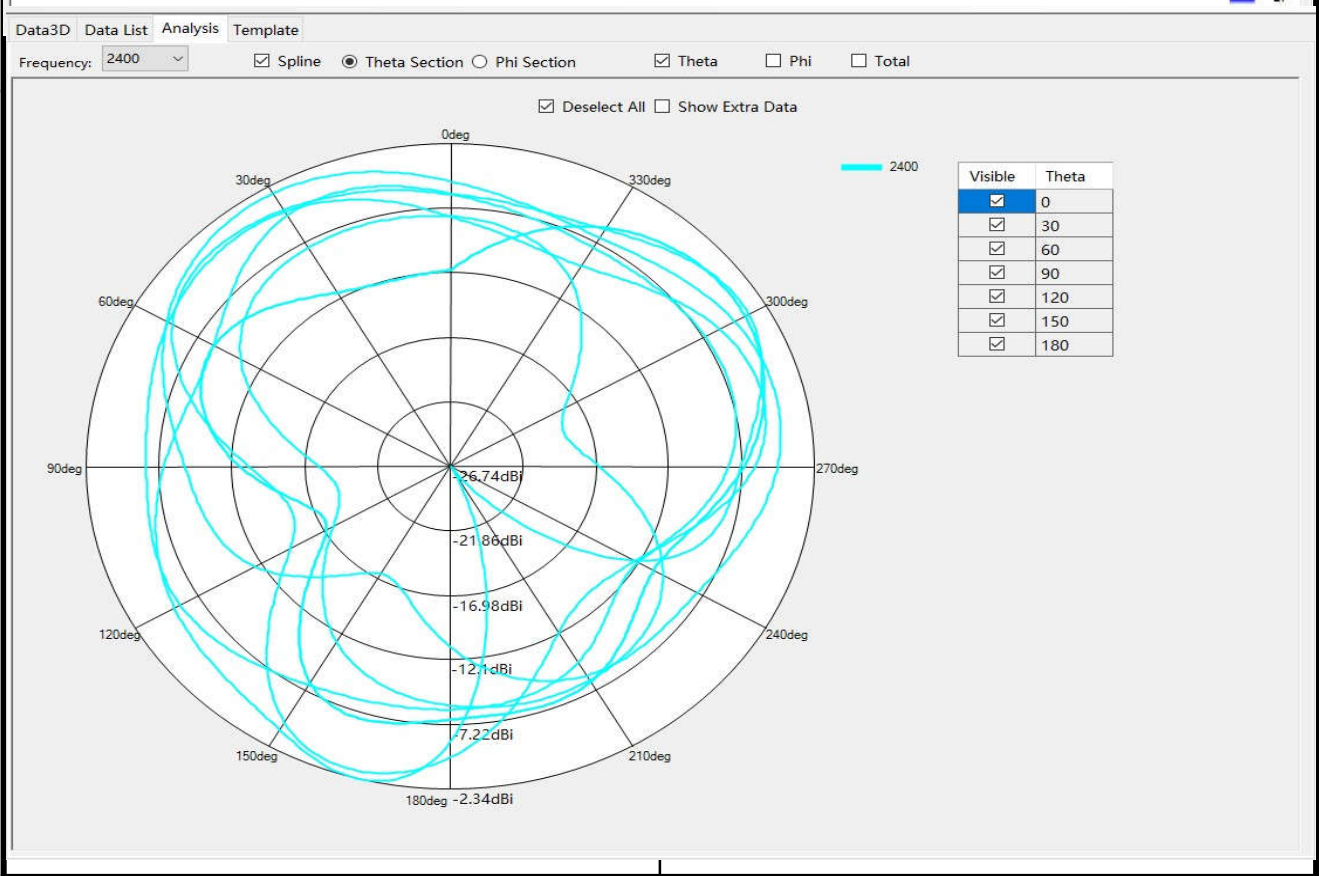
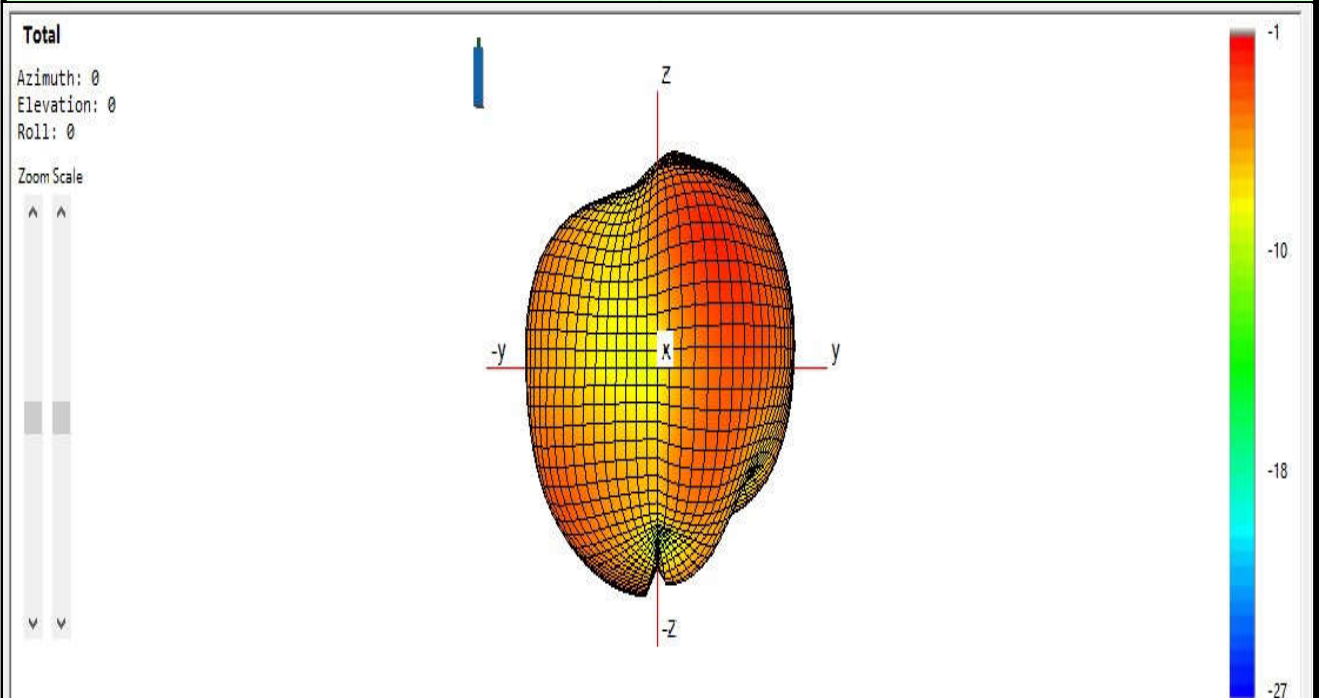


Passive Test For WiFi/BT Antenna(2.4G)

Freq (MHz)	Effi (%)	Effi (dB)	Gain (dBi)
2400	32.29	-4.91	-1.83
2410	31.26	-5.05	-1.94
2420	29.48	-5.31	-2.17
2430	27.43	-5.62	-2.51
2440	25.24	-5.98	-2.82
2450	22.67	-6.44	-3.33
2460	20.93	-6.79	-3.63
2470	20.15	-6.96	-3.78
2480	19.81	-7.03	-3.83
2490	20.18	-6.95	-3.69
2500	21.07	-6.76	-3.48

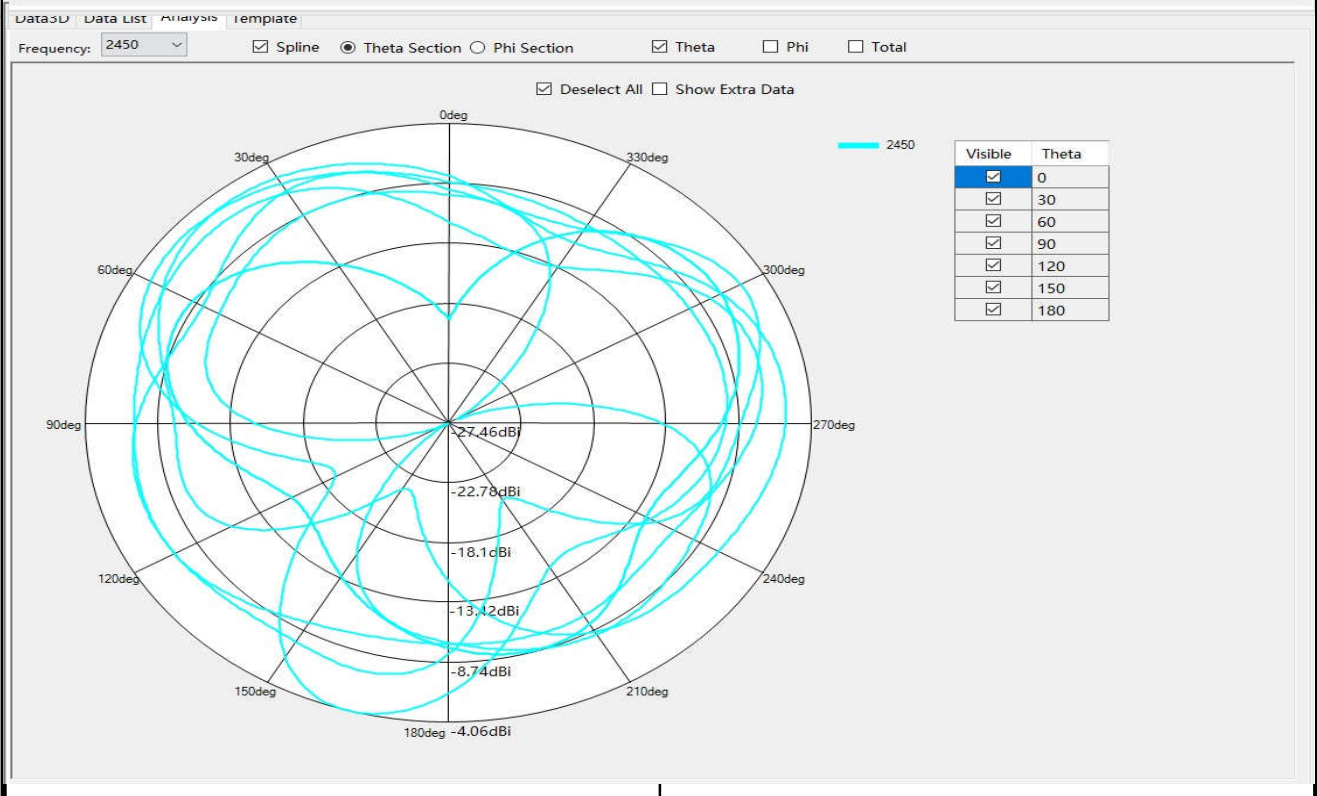
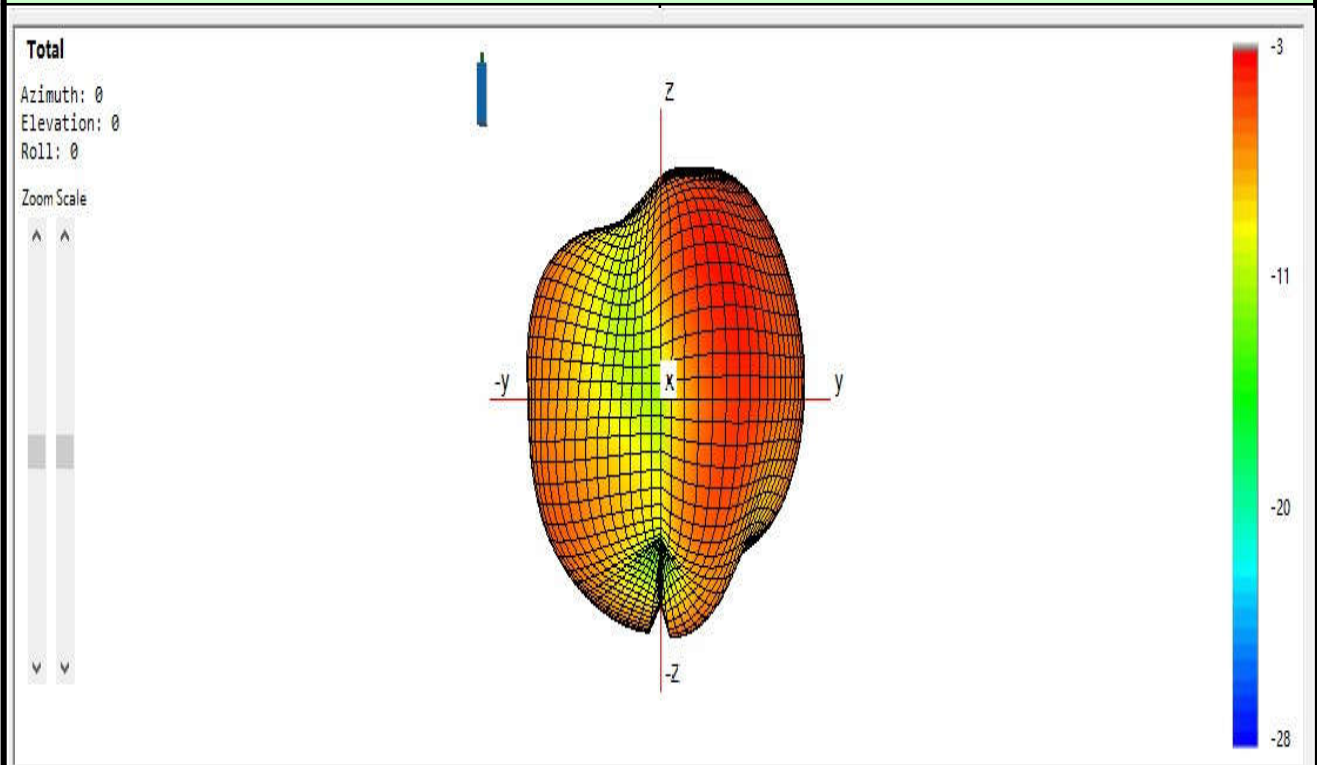


Radiation Pattern For WiFi/BT Antenna(2400MHz)





Radiation Pattern For WiFi/BT Antenna(2450MHz)




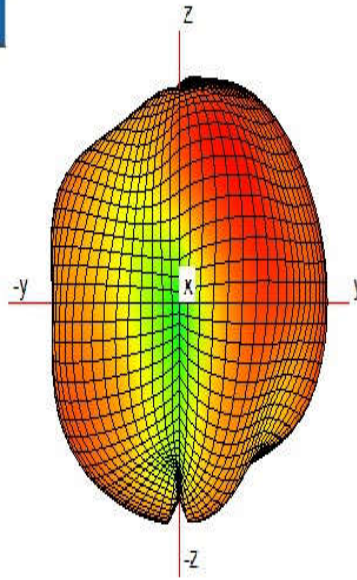


Radiation Pattern For WiFi/BT Antenna(2500MHz)

Total

Azimuth: 0
Elevation: 0
Roll: 0

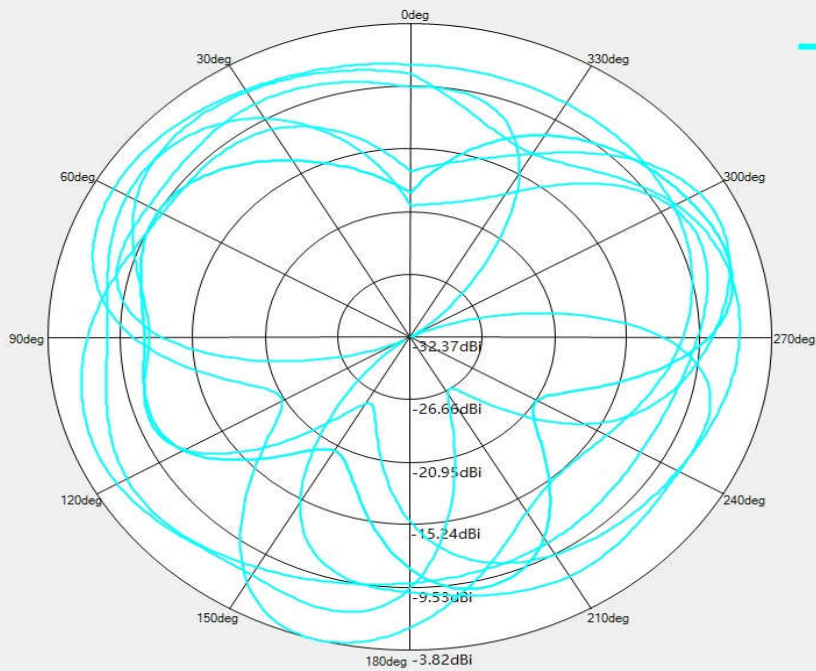
Zoom Scale



Data3D Data List Analysis Template

Frequency: 2500 Spline Theta Section Phi Section Theta Phi Total

Deselect All Show Extra Data



2500

Visible	Theta
<input checked="" type="checkbox"/>	0
<input checked="" type="checkbox"/>	30
<input checked="" type="checkbox"/>	60
<input checked="" type="checkbox"/>	90
<input checked="" type="checkbox"/>	120
<input checked="" type="checkbox"/>	150
<input checked="" type="checkbox"/>	180



Passive Test For WiFi Antenna(5.8G)

Freq (MHz)	Effi (%)	Effi (dB)	Gain (dBi)
5150	47.19	-3.26	2.77
5210	48.92	-3.1	3.06
5270	48.17	-3.17	3.17
5330	46.23	-3.35	3.19
5390	50.5	-2.97	3.53
5450	48.9	-3.11	3.26
5510	43.15	-3.65	2.78
5570	44.43	-3.52	2.73
5630	47.8	-3.21	2.87
5690	45.48	-3.42	2.64
5750	41.53	-3.82	2.42
5810	41.67	-3.8	2.68
5850	40.08	-3.97	2.68


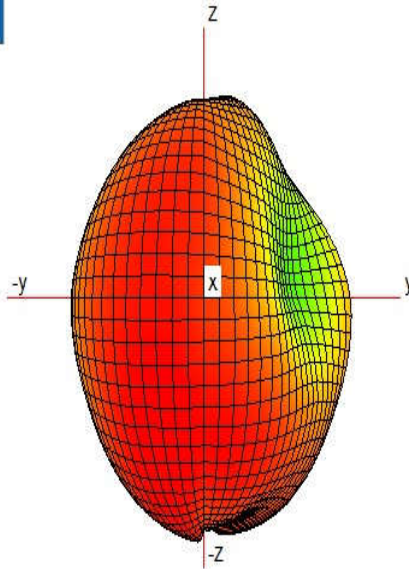


Radiation Pattern For WiFi Antenna(5150MHz)

Total

Azimuth: 0
Elevation: 0
Roll: 0

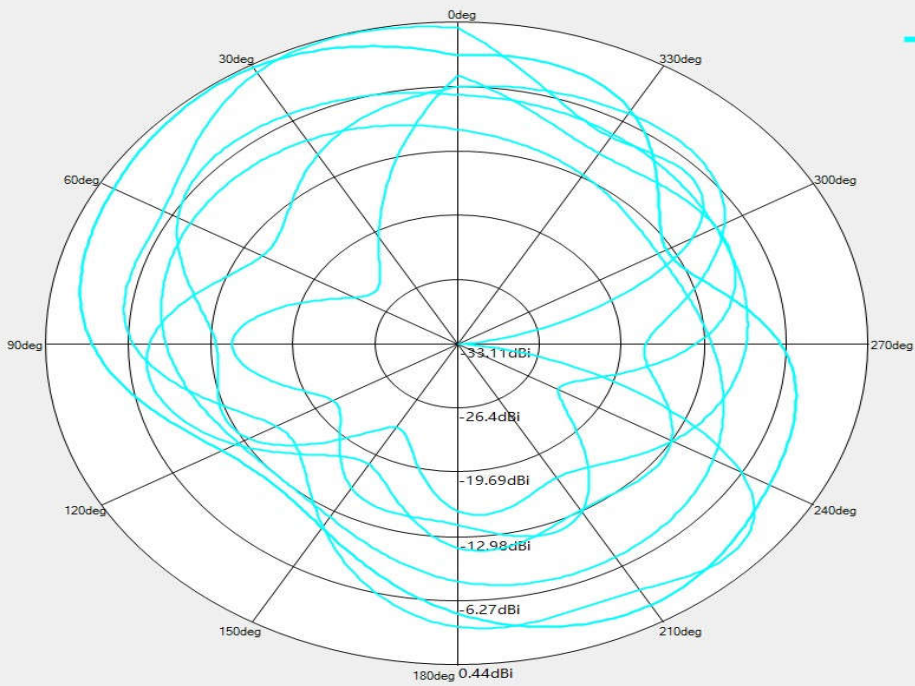
Zoom Scale



Data3D Data List Analysis Template

Frequency: 5150 Spline Theta Section Phi Section Theta Phi Total

Deselect All Show Extra Data



Visible	Theta
<input checked="" type="checkbox"/>	0
<input checked="" type="checkbox"/>	30
<input checked="" type="checkbox"/>	60
<input checked="" type="checkbox"/>	90
<input checked="" type="checkbox"/>	120
<input checked="" type="checkbox"/>	150
<input checked="" type="checkbox"/>	180


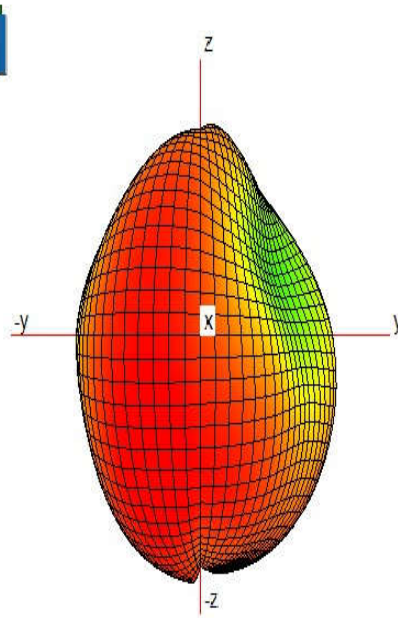



Radiation Pattern For WiFi Antenna(5310MHz)

Total

Azimuth: 0
Elevation: 0
Roll: 0

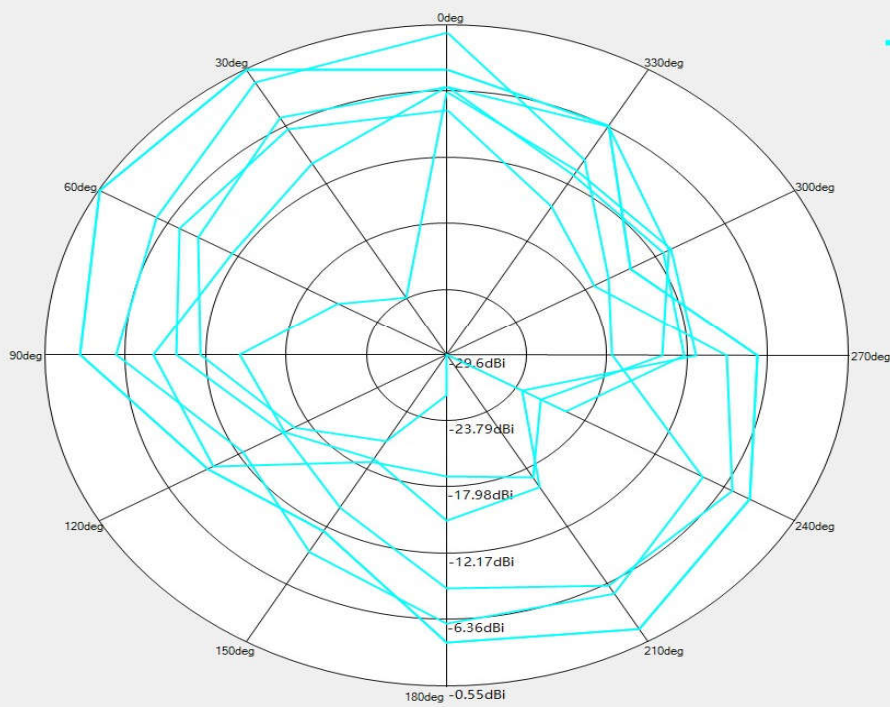
Zoom Scale



Data3D Data List Analysis Template

Frequency: 5310 Spline Theta Section Phi Section Theta Phi Total

Deselect All Show Extra Data

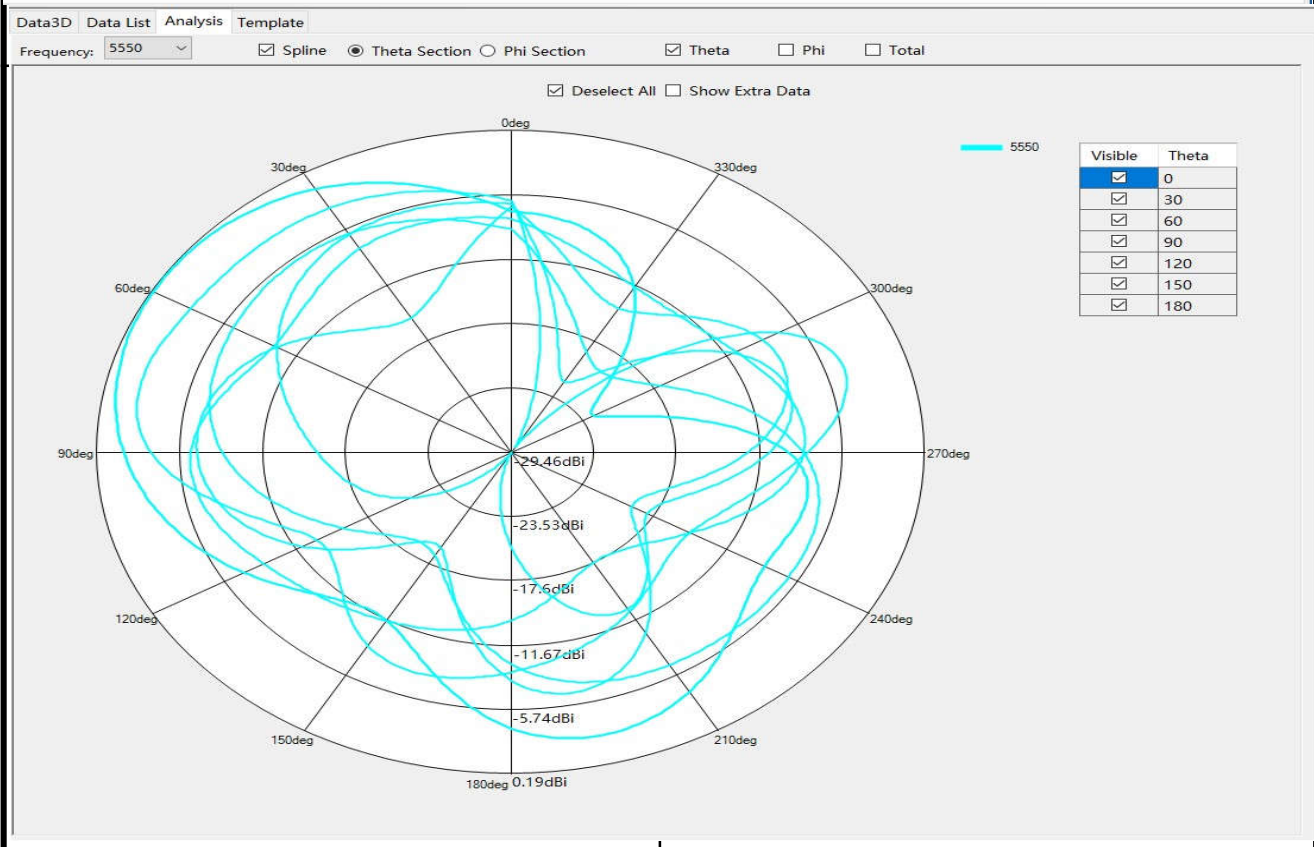
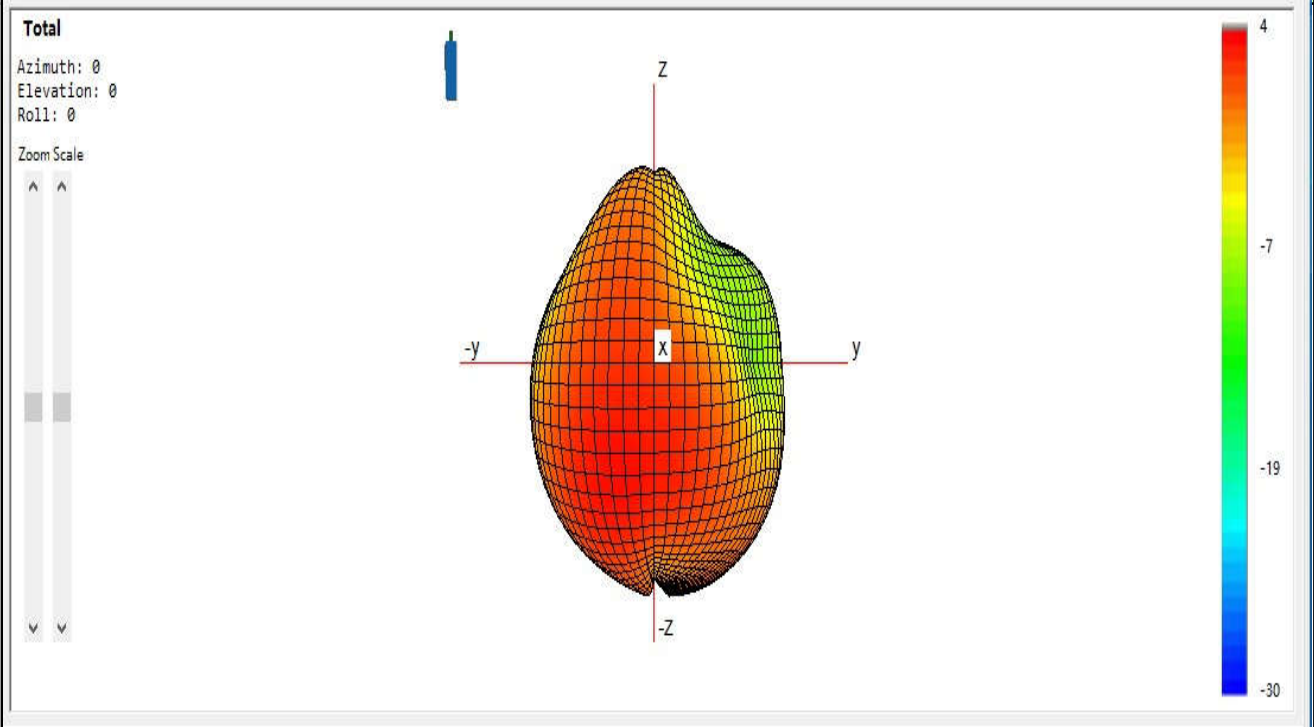


5310

Visible	Theta
<input checked="" type="checkbox"/>	0
<input checked="" type="checkbox"/>	30
<input checked="" type="checkbox"/>	60
<input checked="" type="checkbox"/>	90
<input checked="" type="checkbox"/>	120
<input checked="" type="checkbox"/>	150
<input checked="" type="checkbox"/>	180



Radiation Pattern For WiFi Antenna(5550MHz)




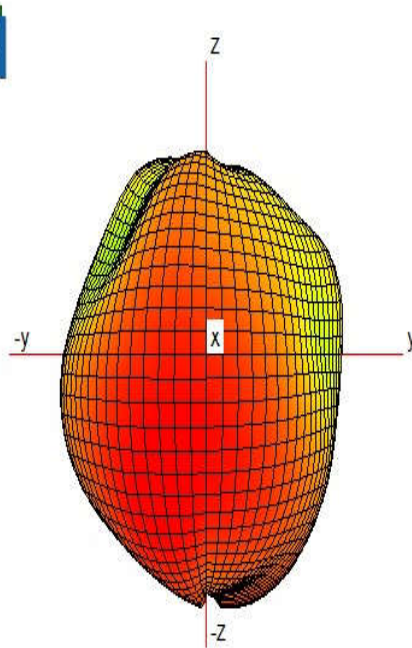



Radiation Pattern For WiFi Antenna(5850MHz)

Total

Azimuth: 0
Elevation: 0
Roll: 0

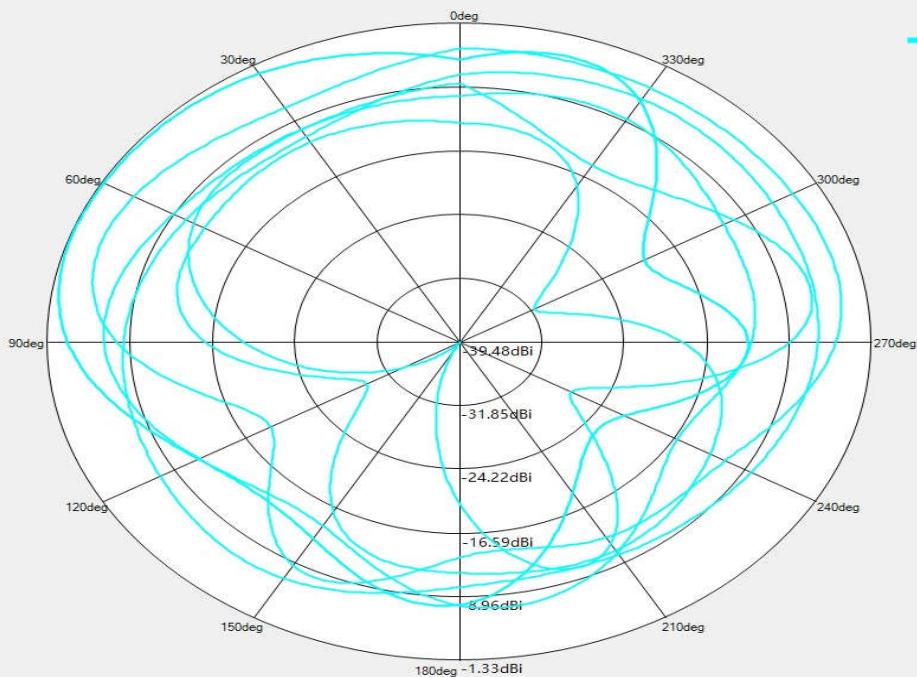
Zoom Scale



Data3D Data List Analysis Template

Frequency: 5850 Spline Theta Section Phi Section Theta Phi Total

Deselect All Show Extra Data



Visible	Theta
<input checked="" type="checkbox"/>	0
<input checked="" type="checkbox"/>	30
<input checked="" type="checkbox"/>	60
<input checked="" type="checkbox"/>	90
<input checked="" type="checkbox"/>	120
<input checked="" type="checkbox"/>	150
<input checked="" type="checkbox"/>	180

IM25 NFC Antenna

NFC Antenna Type: FPC;

Dimension: 90.70mm(L)*61.50mm(W)