



FCC RF Test Report

APPLICANT : PAX Technology Limited
EQUIPMENT : UNATTENDED PAYMENT TERMINAL
BRAND NAME : PAX
MODEL NAME : IM25
FCC ID : V5PIM254GBW
STANDARD : FCC Part 15 Subpart C §15.247
CLASSIFICATION : (DTS) Digital Transmission System
TEST DATE(S) : Jun. 12, 2024 ~ Jun. 19, 2024

We, Sporton International Inc. (Shenzhen), would like to declare that the tested sample has been evaluated in accordance with the test procedures and has been in compliance with the applicable technical standards.

The test results in this report apply exclusively to the tested model / sample. Without written approval of Sporton International Inc. (Shenzhen), the test report shall not be reproduced except in full.

Jason Jia



Approved by: Jason Jia

Sporton International Inc. (ShenZhen)

1/F, 2/F, Bldg 5, Shiling Industrial Zone, Xinwei Village, Xili, Nanshan, Shenzhen, 518055

People's Republic of China



TABLE OF CONTENTS

REVISION HISTORY..... 3

SUMMARY OF TEST RESULT 4

1 GENERAL DESCRIPTION 5

 1.1 Applicant 5

 1.2 Manufacturer 5

 1.3 Product Feature of Equipment Under Test 5

 1.4 Product Specification of Equipment Under Test 5

 1.5 Modification of EUT 5

 1.6 Testing Location 6

 1.7 Test Software 6

 1.8 Applicable Standards 7

2 TEST CONFIGURATION OF EQUIPMENT UNDER TEST 8

 2.1 Carrier Frequency and Channel 8

 2.2 Test Mode 8

 2.3 Connection Diagram of Test System 9

 2.4 Support Unit used in test configuration and system 10

 2.5 EUT Operation Test Setup 10

 2.6 Measurement Results Explanation Example 10

3 TEST RESULT 11

 3.1 6dB and 99% Bandwidth Measurement 11

 3.2 Output Power Measurement 13

 3.3 Power Spectral Density Measurement 14

 3.4 Conducted Band Edges and Spurious Emission Measurement 16

 3.5 Radiated Band Edges and Spurious Emission Measurement 26

 3.6 AC Conducted Emission Measurement 30

 3.7 Antenna Requirements 32

4 LIST OF MEASURING EQUIPMENT 33

5 MEASUREMENT UNCERTAINTY 34

APPENDIX A. CONDUCTED TEST RESULTS

APPENDIX B. AC CONDUCTED EMISSION TEST RESULT

APPENDIX C. RADIATED SPURIOUS EMISSION

APPENDIX D. DUTY CYCLE PLOTS

APPENDIX E. SETUP PHOTOGRAPHS



REVISION HISTORY

REPORT NO.	VERSION	DESCRIPTION	ISSUED DATE
FR452701C	Rev. 01	Initial issue of report	Jul. 04, 2024



SUMMARY OF TEST RESULT

Report Section	FCC Rule	Description	Limit	Result	Remark
3.1	15.247(a)(2)	6dB Bandwidth	≥ 0.5MHz	Pass	-
3.1	-	99% Bandwidth	-	Report Only	-
3.2	15.247(b)	Power Output Measurement	≤ 30dBm	Pass	-
3.3	15.247(e)	Power Spectral Density	≤ 8dBm/3kHz	Pass	-
3.4	15.247(d)	Conducted Band Edges	≤ 20dBc	Pass	-
		Conducted Spurious Emission		Pass	-
3.5	15.247(d)	Radiated Band Edges and Radiated Spurious Emission	15.209(a) & 15.247(d)	Pass	Under limit 6.26 dB at 2389.69 MHz
3.6	15.207	AC Conducted Emission	15.207(a)	Pass	Under limit 20.12 dB at 1.02 MHz
3.7	15.203 & 15.247(b)	Antenna Requirement	15.203 & 15.247(b)	Pass	-

Conformity Assessment Condition:

1. The test results (PASS/FAIL) with all measurement uncertainty excluded are presented against the regulation limits or in accordance with the requirements stipulated by the applicant/manufacturer who shall bear all the risks of non-compliance that may potentially occur if measurement uncertainty is taken into account.
2. The measurement uncertainty please refer to each test result in the section "Measurement Uncertainty"

Disclaimer:

The product specifications of the EUT presented in the test report that may affect the test assessments are declared by the manufacturer who shall take full responsibility for the authenticity.



1 General Description

1.1 Applicant

PAX Technology Limited

Room 2416, 24/F., Sun Hung Kai Centre, 30 Harbour Road, Wanchai, Hong Kong

1.2 Manufacturer

PAX Computer Technology (Shenzhen) Co., Ltd.

Room 701, PAX Technology Building, Shanxia Community, Pinghu Sub-district, Longgang District, Shenzhen, China

1.3 Product Feature of Equipment Under Test

Product Feature	
Equipment	UNATTENDED PAYMENT TERMINAL
Brand Name	PAX
Model Name	IM25
FCC ID	V5PIM254GBW
IMEI Code	Conducted: 868862041173125 Conduction: 868862041175229 Radiation: 868862041177571
HW Version	NA
SW Version	NA
EUT Stage	Production Unit

Remark: The above EUT's information was declared by manufacturer. Please refer to the specifications or user's manual for more detailed description.

1.4 Product Specification of Equipment Under Test

Standards-related Product Specification	
Tx/Rx Channel Frequency Range	2412 MHz ~ 2462 MHz
Maximum (Peak) Output Power to antenna	802.11b : 18.50 dBm (0.0708 W) 802.11g : 23.27 dBm (0.2173 W) 802.11n HT20 : 23.35 dBm (0.2163 W)
99% Occupied Bandwidth	802.11b : 11.84MHz 802.11g : 16.68MHz 802.11n HT20 : 17.78MHz
Antenna Type / Gain	FPC Antenna with gain -1.83 dBi
Type of Modulation	802.11b : DSSS (DBPSK / DQPSK / CCK) 802.11g/n : OFDM (BPSK / QPSK / 16QAM / 64QAM)

1.5 Modification of EUT

No modifications are made to the EUT during all test items.



1.6 Testing Location

Sporton International Inc. (ShenZhen) is accredited to ISO/IEC 17025:2017 by American Association for Laboratory Accreditation with Certificate Number 5145.01.

Test Firm	Sporton International Inc. (ShenZhen)		
Test Site Location	1/F, 2/F, Bldg 5, Shiling Industrial Zone, Xinwei Village, Xili, Nanshan, Shenzhen, 518055 People's Republic of China TEL: +86-755-86379589 FAX: +86-755-86379595		
Test Site No.	Sporton Site No.	FCC Designation No.	FCC Test Firm Registration No.
	CO01-SZ TH01-SZ	CN1256	421272

Test Firm	Sporton International Inc. (ShenZhen)		
Test Site Location	101, 1st Floor, Block B, Building 1, No. 2, Tengfeng 4th Road, Fenghuang Community, Fuyong Street, Baoan District, Shenzhen City, Guangdong Province 518103 People's Republic of China TEL: +86-755-86066985		
Test Site No.	Sporton Site No.	FCC Designation No.	FCC Test Firm Registration No.
	03CH01-SZ	CN1256	421272

1.7 Test Software

Item	Site	Manufacturer	Name	Version
1.	03CH01-SZ	AUDIX	E3	6.2009-8-24
2.	CO01-SZ	AUDIX	E3	6.120613b



1.8 Applicable Standards

According to the specifications of the manufacturer, the EUT must comply with the requirements of the following standards:

- ♦ 47 CFR Part 15 Subpart C §15.247
- ♦ FCC KDB 558074 D01 15.247 Meas Guidance v05r02
- ♦ ANSI C63.10-2013

Remark:

1. All test items were verified and recorded according to the standards and without any deviation during the test.
2. This EUT has also been tested and complied with the requirements of FCC Part 15, Subpart B, recorded in a separate test report.



2 Test Configuration of Equipment Under Test

- a. The EUT has been associated with peripherals and configuration operated in a manner tended to maximize its emission characteristics in a typical application. Frequency range investigated: conduction emission (150 kHz to 30 MHz), radiation emission (9 kHz to the 10th harmonic of the highest fundamental frequency or to 40 GHz, whichever is lower). For radiated measurement, pre-scanned in three orthogonal panels, X, Y, Z. The worst cases (Y plane) were recorded in this report.
- b. AC power line Conducted Emission was tested under maximum output power.

2.1 Carrier Frequency and Channel

Frequency Band	Channel	Freq. (MHz)	Channel	Freq. (MHz)
2400-2483.5 MHz	1	2412	7	2442
	2	2417	8	2447
	3	2422	9	2452
	4	2427	10	2457
	5	2432	11	2462
	6	2437	-	-

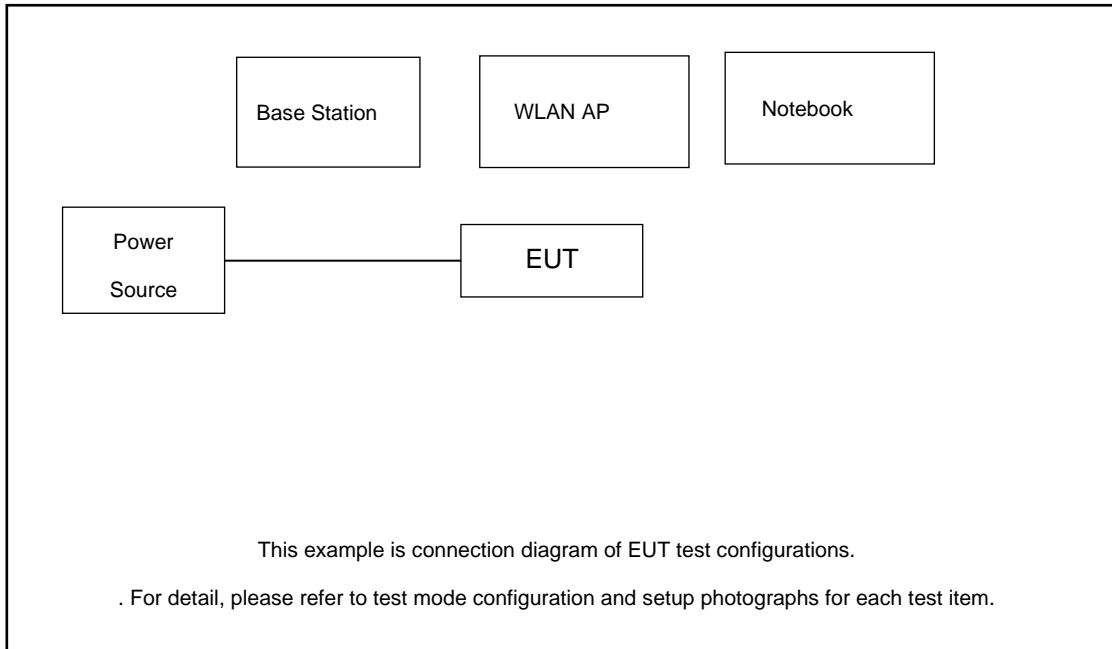
2.2 Test Mode

Final test modes are considering the modulation and worse data rates as below table.

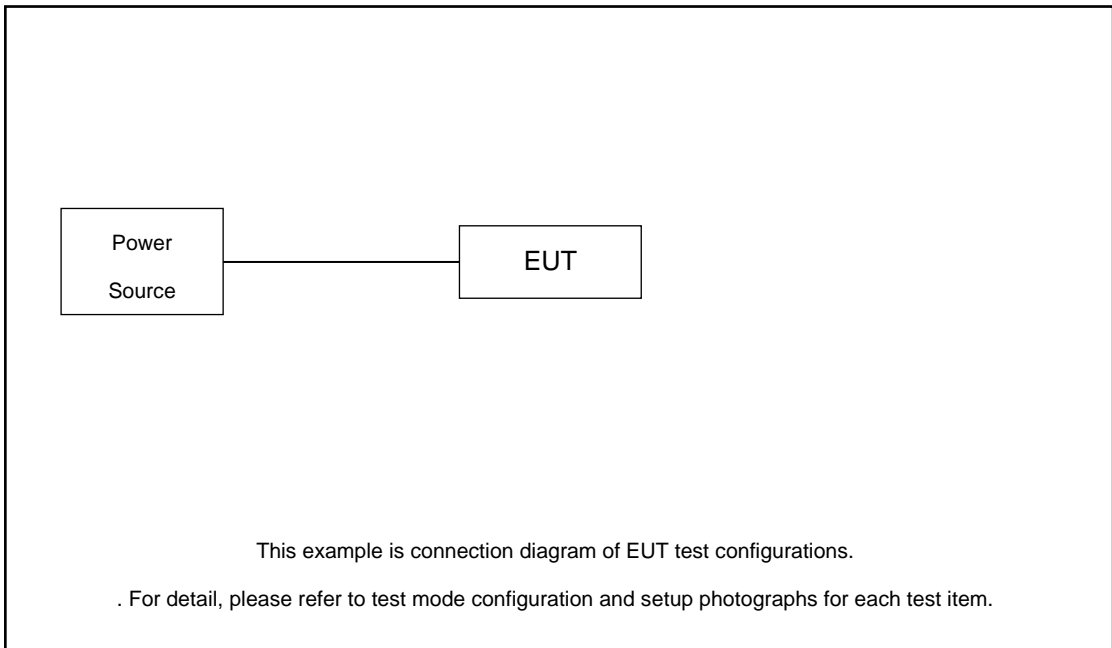
Test Cases	
AC Conducted Emission	Mode 1 :WCDMA Band5+ANT1+ Idle + WLAN Link(2.4G) + Adapter +MDB Port
Remark: For Radiated Test Cases, the tests were performance with Adapter.	

2.3 Connection Diagram of Test System

AC Conducted Emission:



Radiated Emission:



2.4 Support Unit used in test configuration and system

Item	Equipment	Trade Name	Model Name	FCC ID	Data Cable	Power Cord
1.	Base Station	Anritsu	MT8820C	N/A	N/A	Unshielded,1.8m
2.	WLAN AP	D-Link	DIR-628	KA2DIR628A2	N/A	Unshielded, 1.8 m
3.	Notebook	Lenovo	E540	Fcc DoC	N/A	Unshielded, 1.8 m
4.	AC Adapter	N/A	ADS-65HI-19A-2 24065E	N/A	N/A	N/A

2.5 EUT Operation Test Setup

For WLAN RF test items, an engineering test program was provided and enabled to make EUT continuous transmit.

For AC power line conducted emissions, the EUT was set to connect with the WLAN AP under large package sizes transmission.

2.6 Measurement Results Explanation Example

For all conducted test items:

The offset level is set in the spectrum analyzer to compensate the RF cable loss and attenuator factor between EUT conducted output port and spectrum analyzer. With the offset compensation, the spectrum analyzer reading level is exactly the EUT RF output level.

Example:

The spectrum analyzer offset is derived from RF cable loss and attenuator factor.

Offset = RF cable loss + attenuator factor.

Following shows an offset computation example with cable loss 1.30 dB and 11.3dB attenuator.

$$\begin{aligned} \text{Offset(dB)} &= \text{RF cable loss(dB)} + \text{attenuator factor(dB)}. \\ &= 1.30 + 10 = 11.30 \text{ (dB)} \end{aligned}$$

3 Test Result

3.1 6dB and 99% Bandwidth Measurement

3.1.1 Limit of 6dB and 99% Bandwidth

The minimum 6 dB bandwidth shall be at least 500 kHz.

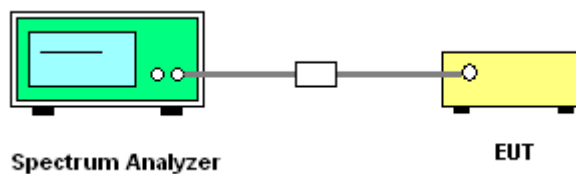
3.1.2 Measuring Instruments

The measuring equipment is listed in the section 4 of this test report.

3.1.3 Test Procedures

1. The testing follows ANSI C63.10-2013 clause 11.8
2. The RF output of EUT was connected to the spectrum analyzer by RF cable and attenuator. The path loss was compensated to the results for each measurement.
3. Set to the maximum power setting and enable the EUT transmit continuously.
4. Make the measurement with the spectrum analyzer's resolution bandwidth (RBW) = 100 kHz. Set the Video bandwidth (VBW) = 300 kHz. In order to make an accurate measurement. The 6 dB bandwidth must be greater than 500 kHz.
5. For 99% Bandwidth Measurement, the spectrum analyzer's resolution bandwidth (RBW) = 1%~5% of OBW and set the Video bandwidth (VBW) = 3MHz.
6. Measure and record the results in the test report.

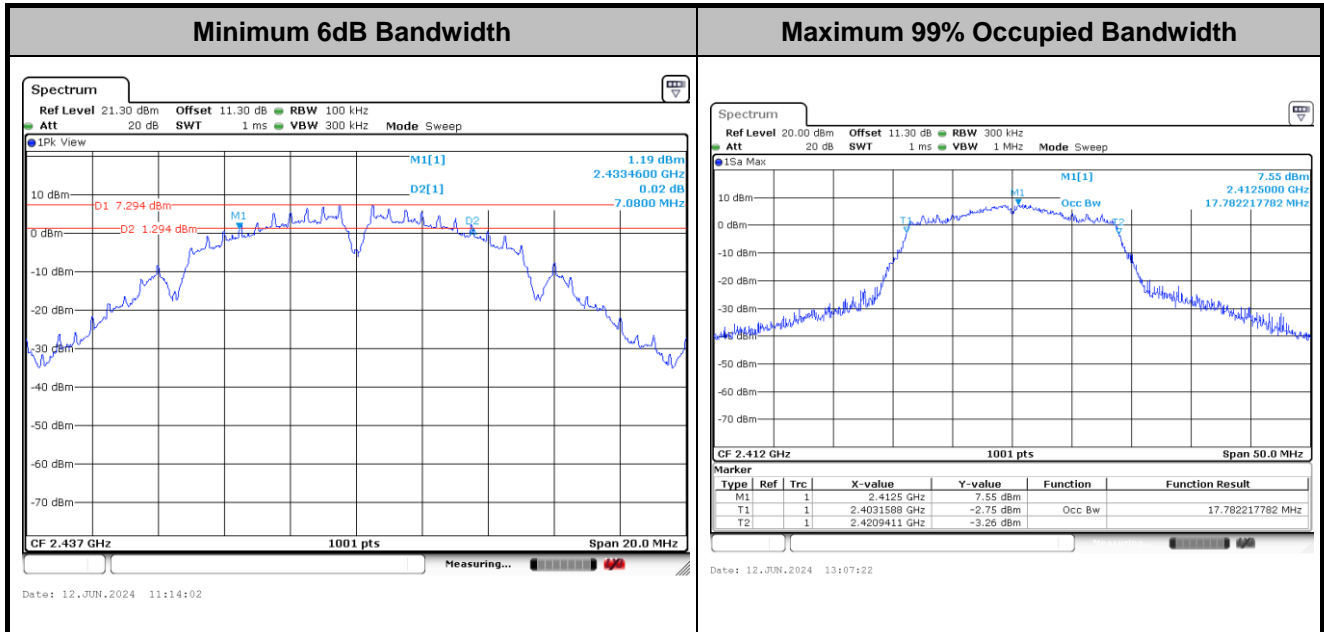
3.1.4 Test Setup





3.1.5 Test Result of 6dB and 99% Occupied Bandwidth

Please refer to Appendix A.



Note : The occupied channel bandwidth is maintained within the band of operation for all of the modulations.

3.2 Output Power Measurement

3.2.1 Limit of Output Power

For systems using digital modulation in the 2400-2483.5MHz, the limit for peak output power is 30dBm. If transmitting antenna with directional gain greater than 6dBi is used, the peak output power from the intentional radiator shall be reduced below the above stated value by the amount in dB that the directional gain of the antenna exceeds 6 dBi. In case of point-to-point operation, the limit has to be reduced by 1dB for every 3dB that the directional gain of the antenna exceeds 6dBi.

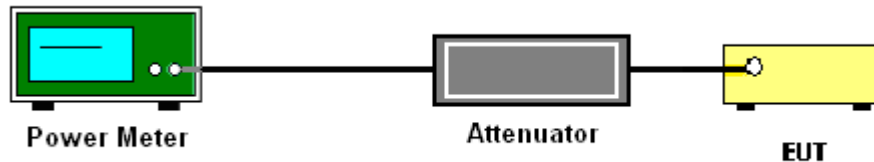
3.2.2 Measuring Instruments

The measuring equipment is listed in the section 4 of this test report.

3.2.3 Test Procedures

1. The testing follows the Measurement Procedure of ANSI C63.10-2013 clause 11.9.1.3 PKPM1 Peak power meter or ANSI C63.10-2013 clause 11.9.2.3.1 Method AVGPM method.
2. The RF output of EUT was connected to the power meter by RF cable and attenuator. The path loss was compensated to the results for each measurement.
3. Set to the maximum power setting and enable the EUT transmit continuously.
4. Measure the conducted output power and record the results in the test report.

3.2.4 Test Setup



3.2.5 Test Result of Peak Output Power

Please refer to Appendix A.

3.2.6 Test Result of Average Output Power (Reporting Only)

Please refer to Appendix A.

3.3 Power Spectral Density Measurement

3.3.1 Limit of Power Spectral Density

The peak power spectral density shall not be greater than 8dBm in any 3kHz band at any time interval of continuous transmission.

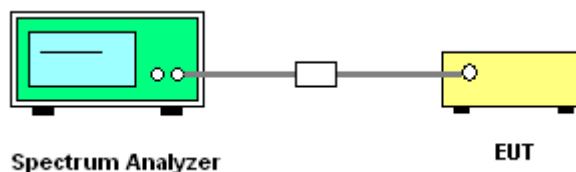
3.3.2 Measuring Instruments

The measuring equipment is listed in the section 4 of this test report.

3.3.3 Test Procedures

1. The testing follows Measurement Procedure of ANSI C63.10-2013 clause 11.10.2 Method PKPSD.
2. The RF output of EUT was connected to the spectrum analyzer by RF cable and attenuator. The path loss was compensated to the results for each measurement.
3. Set to the maximum power setting and enable the EUT transmit continuously.
4. Make the measurement with the spectrum analyzer's resolution bandwidth (RBW) = 3 kHz. Video bandwidth VBW = 10 kHz In order to make an accurate measurement, set the span to 1.5 times DTS Channel Bandwidth. (6dB BW)
5. Detector = peak, Sweep time = auto couple, Trace mode = max hold, Allow trace to fully stabilize. Use the peak marker function to determine the maximum power level.
6. Measure and record the results in the test report.

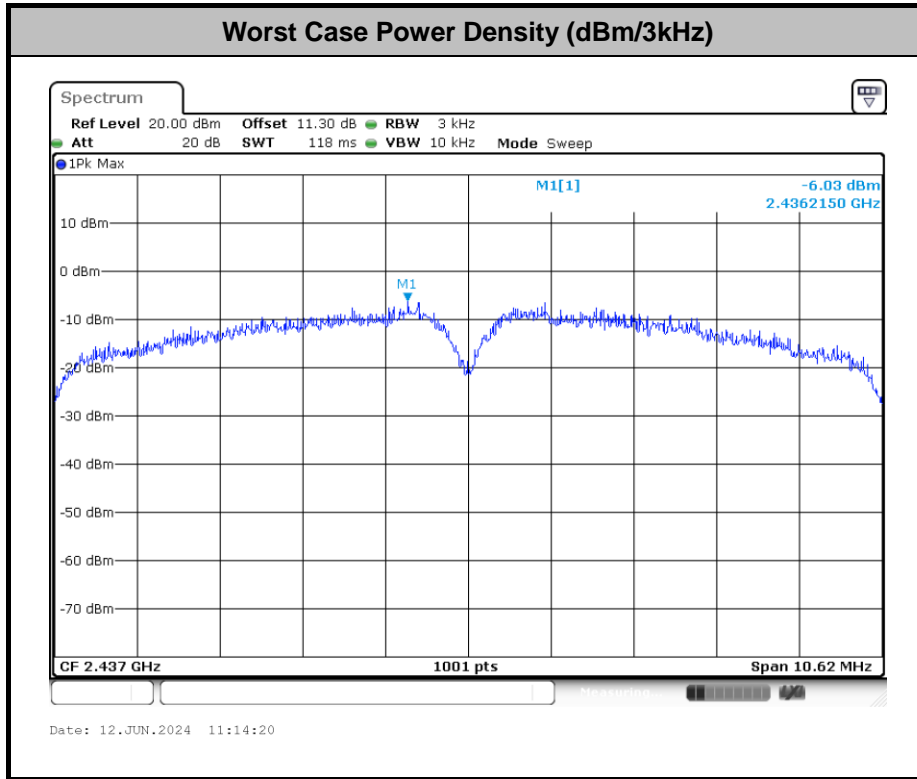
3.3.4 Test Setup





3.3.5 Test Result of Power Spectral Density

Please refer to Appendix A.



3.4 Conducted Band Edges and Spurious Emission Measurement

3.4.1 Limit of Conducted Band Edges and Spurious Emission Measurement

In any 100 kHz bandwidth outside of the authorized frequency band, the emissions which fall in the non-restricted bands shall be attenuated at least 20 dB / 30dB relative to the maximum PSD level in 100 kHz by RF conducted measurement.

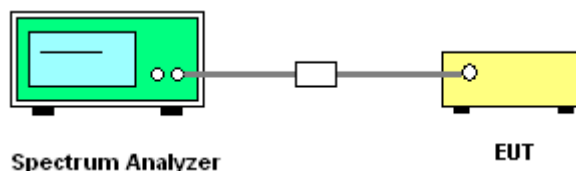
3.4.2 Measuring Instruments

The measuring equipment is listed in the section 4 of this test report.

3.4.3 Test Procedures

1. The testing follows ANSI C63.10-2013 clause 11.11
2. The RF output of EUT was connected to the spectrum analyzer by RF cable and attenuator. The path loss was compensated to the results for each measurement.
3. Set to the maximum power setting and enable the EUT transmit continuously.
4. Set RBW = 100 kHz, VBW=300 kHz, Peak Detector. Unwanted Emissions measured in any 100 kHz bandwidth outside of the authorized frequency band shall be attenuated by at least 20 dB relative to the maximum in-band peak PSD level in 100 kHz when maximum peak conducted output power procedure is used. If the transmitter complies with the conducted power limits based on the use of RMS averaging over a time interval, the attenuation required under this paragraph shall be 30 dB instead of 20 dB per 15.247(d).
5. Measure and record the results in the test report.
6. The RF fundamental frequency should be excluded against the limit line in the operating frequency band.

3.4.4 Test Setup

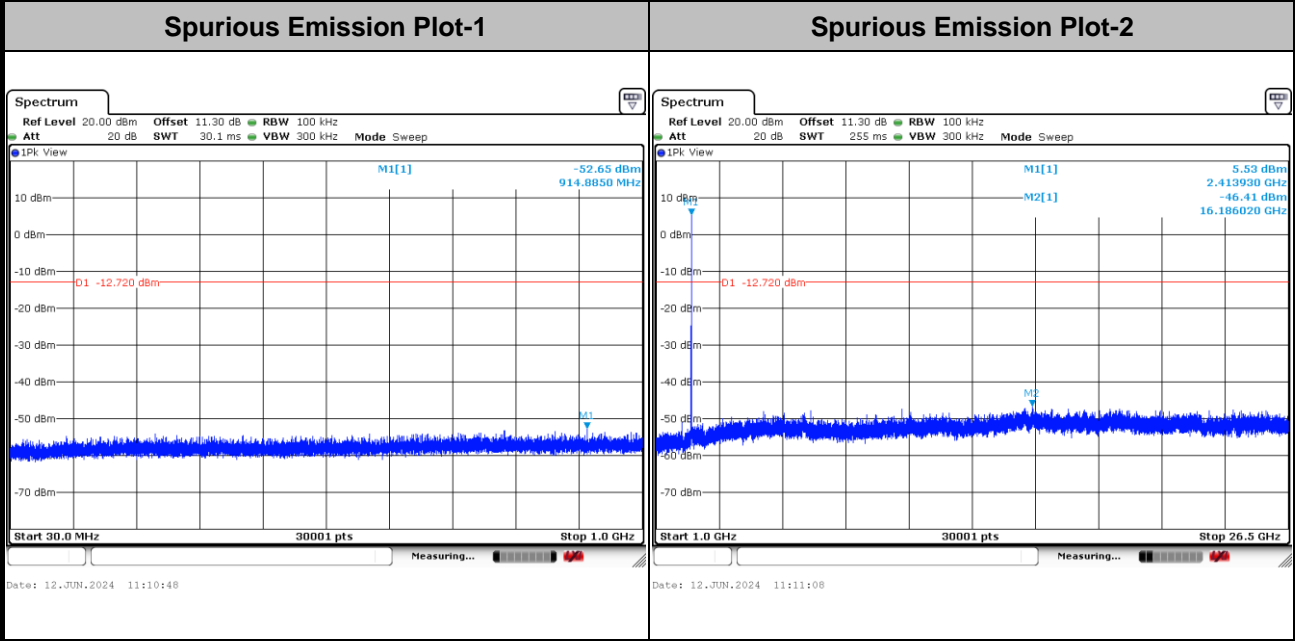
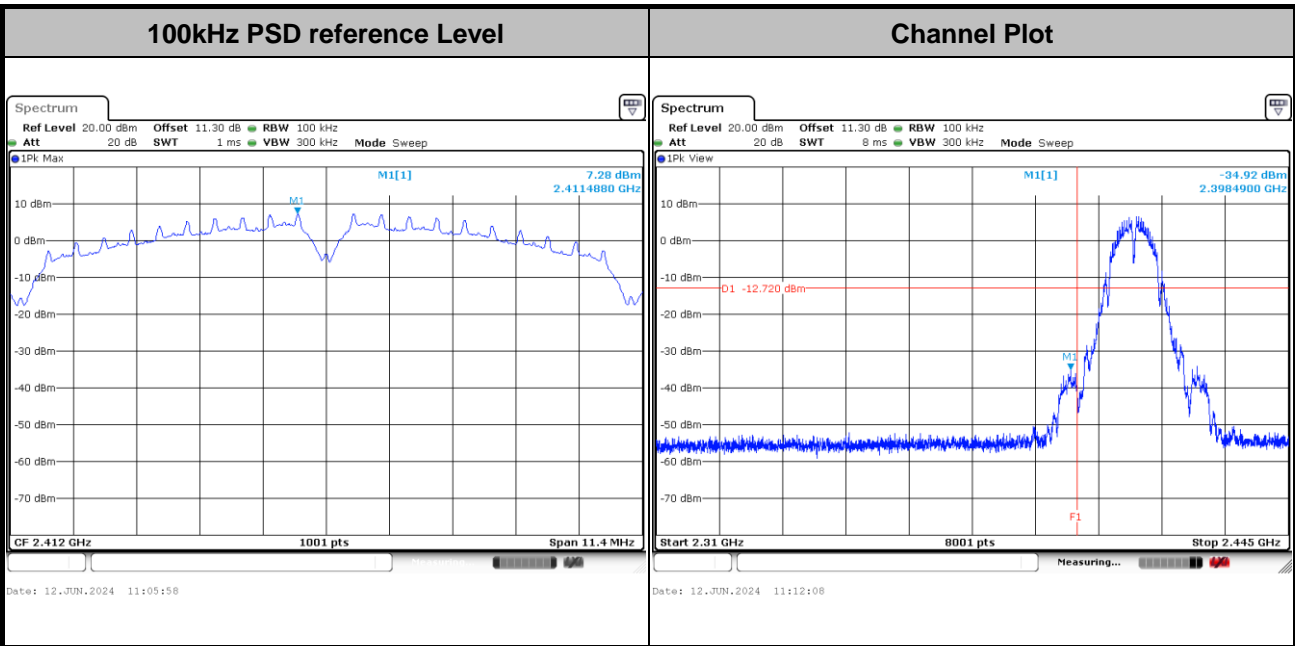




3.4.5 Test Result of Conducted Band Edges and Spurious Emission

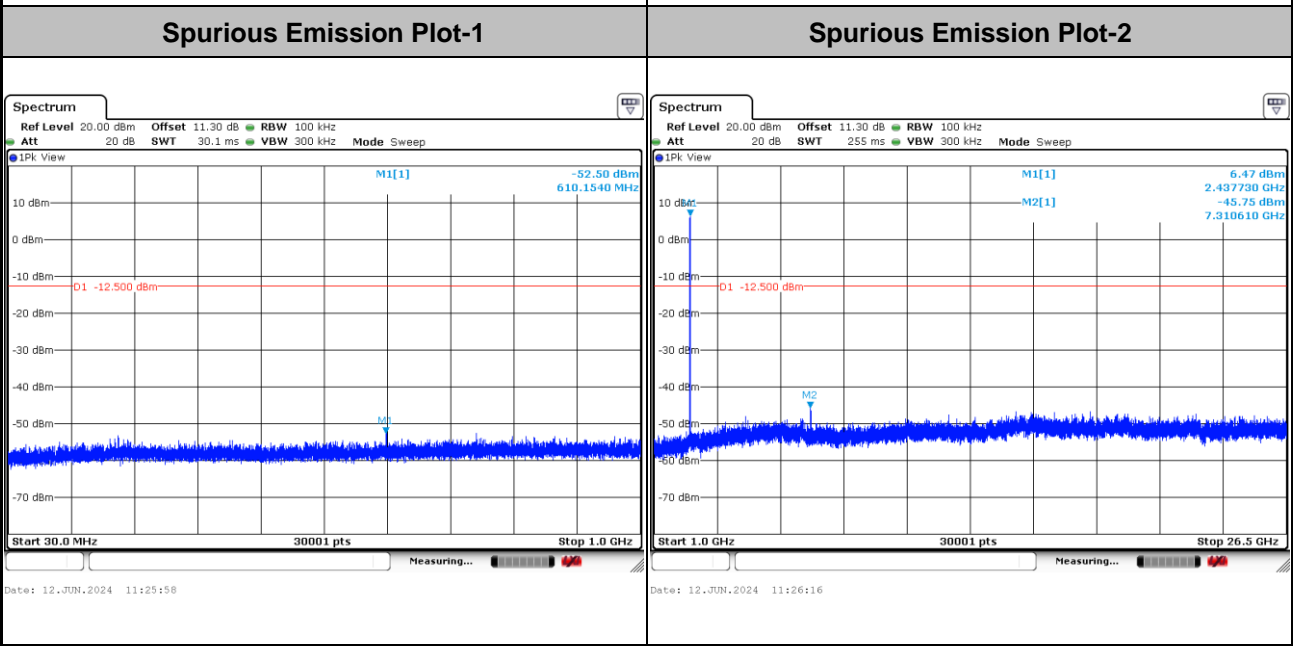
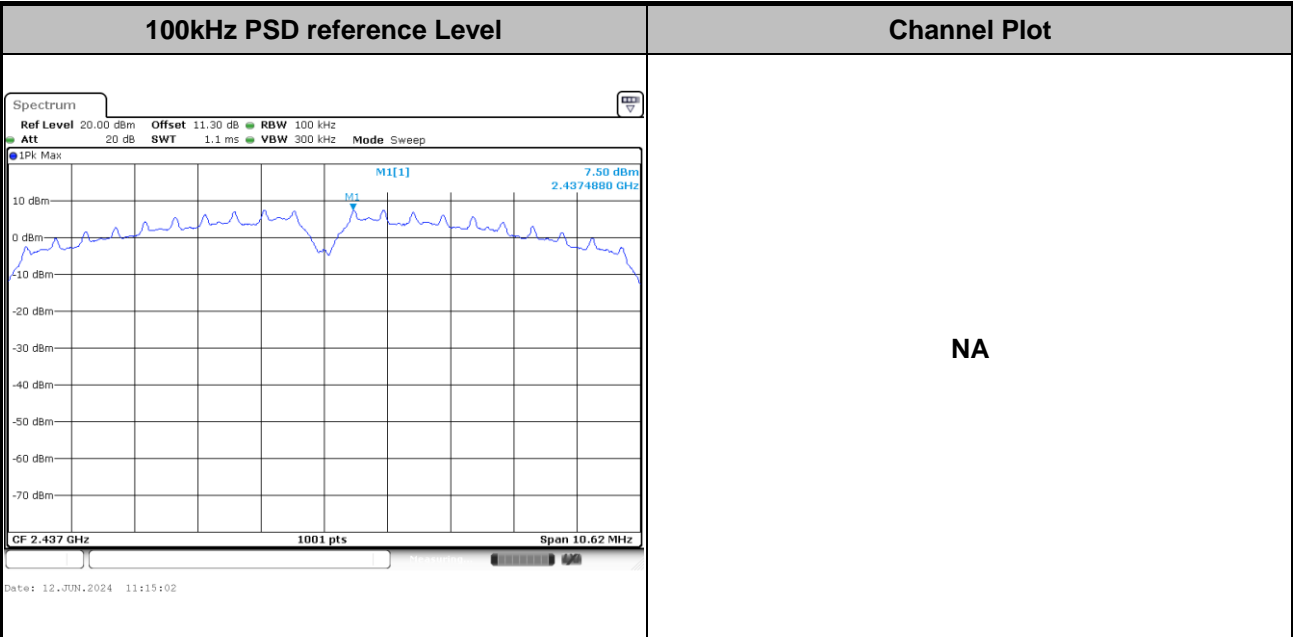
Test Engineer : Wen Shiwei	Temperature :	21~25°C
	Relative Humidity :	51~54%

Test Mode :	802.11b	Test Channel :	01
-------------	---------	----------------	----



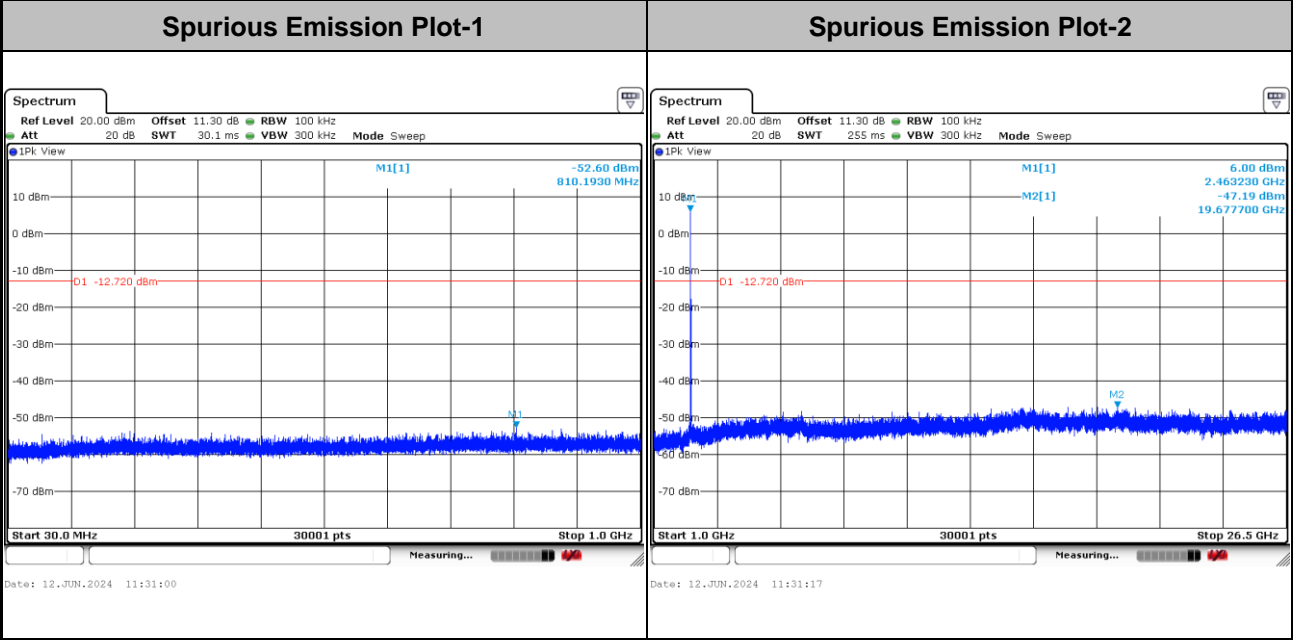
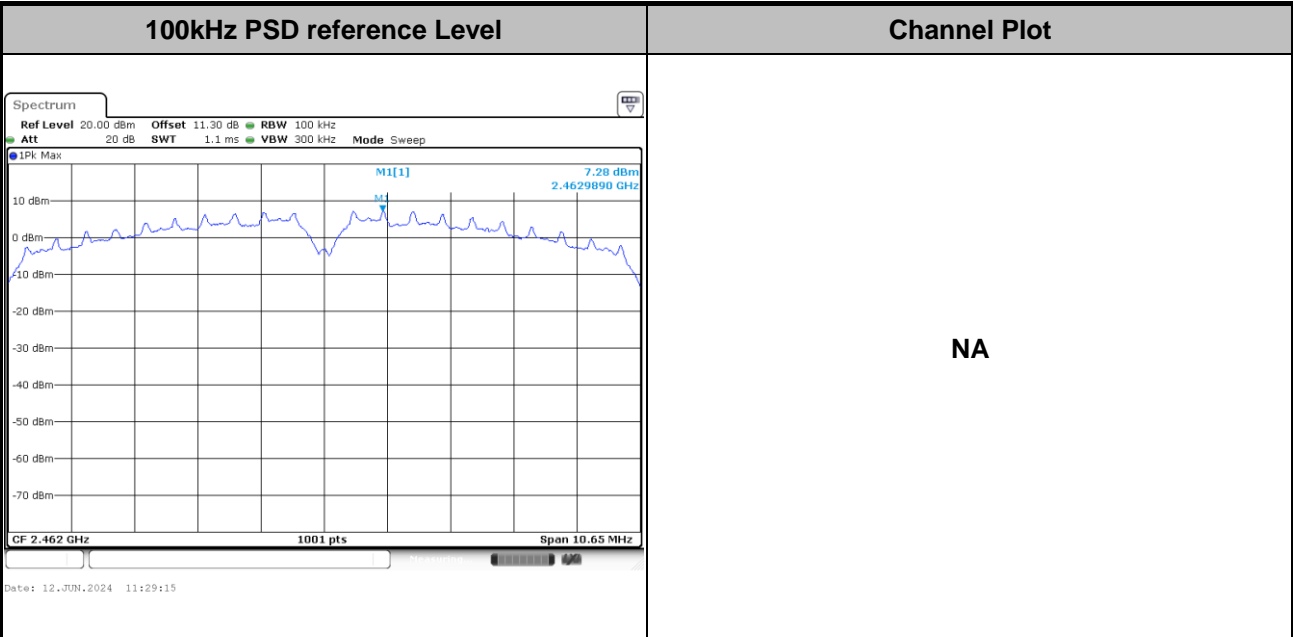


Test Mode :	802.11b	Test Channel :	06
-------------	---------	----------------	----



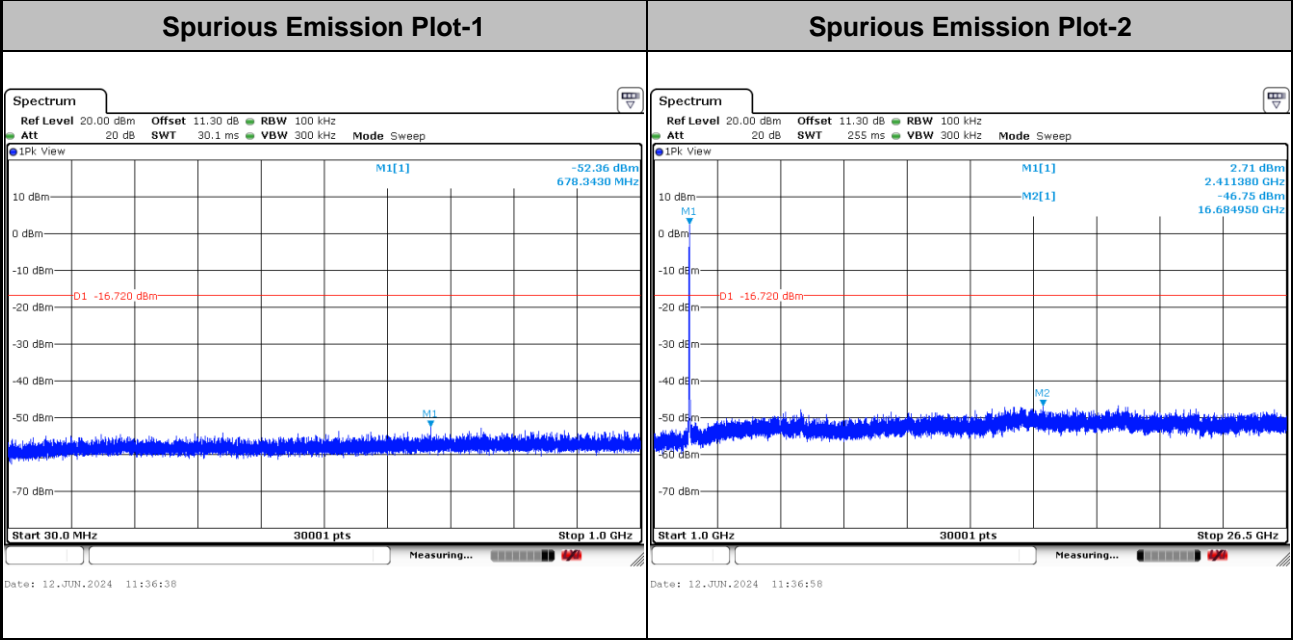
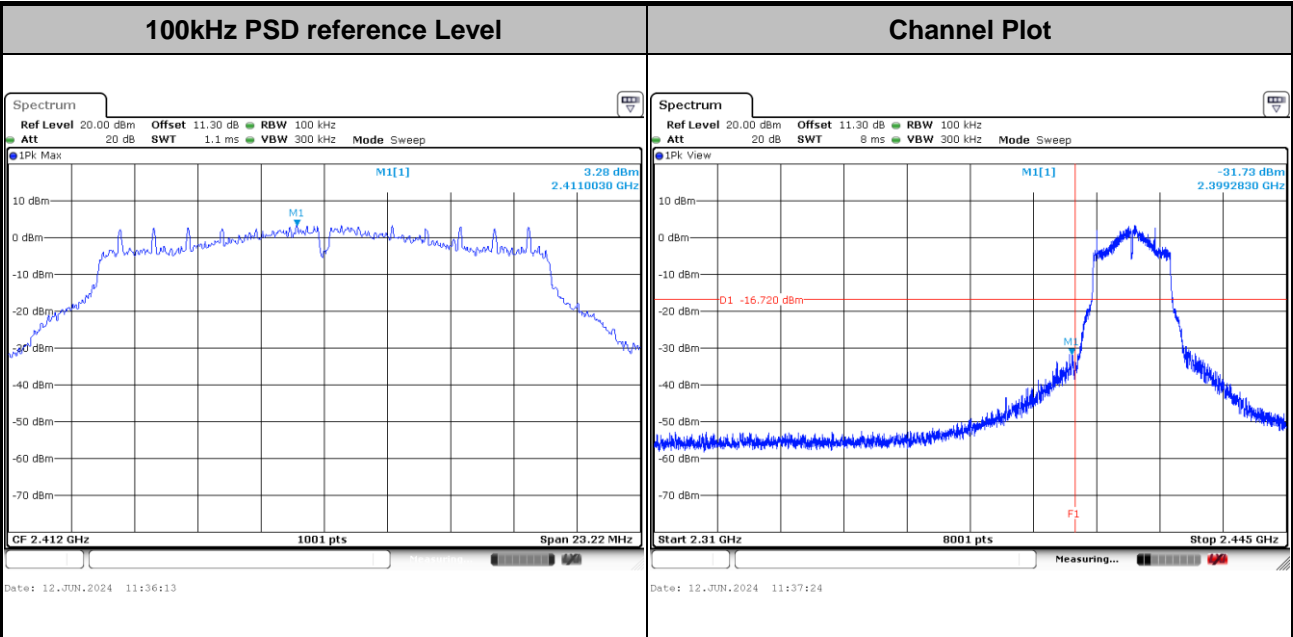


Test Mode :	802.11b	Test Channel :	11
-------------	---------	----------------	----



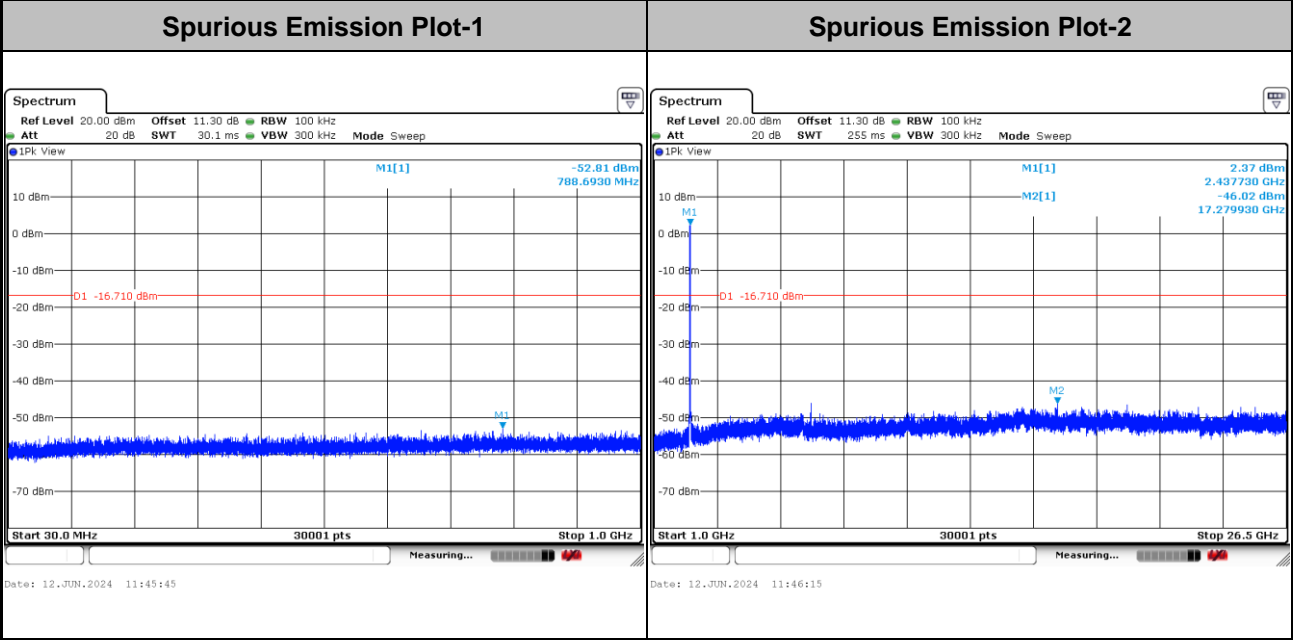
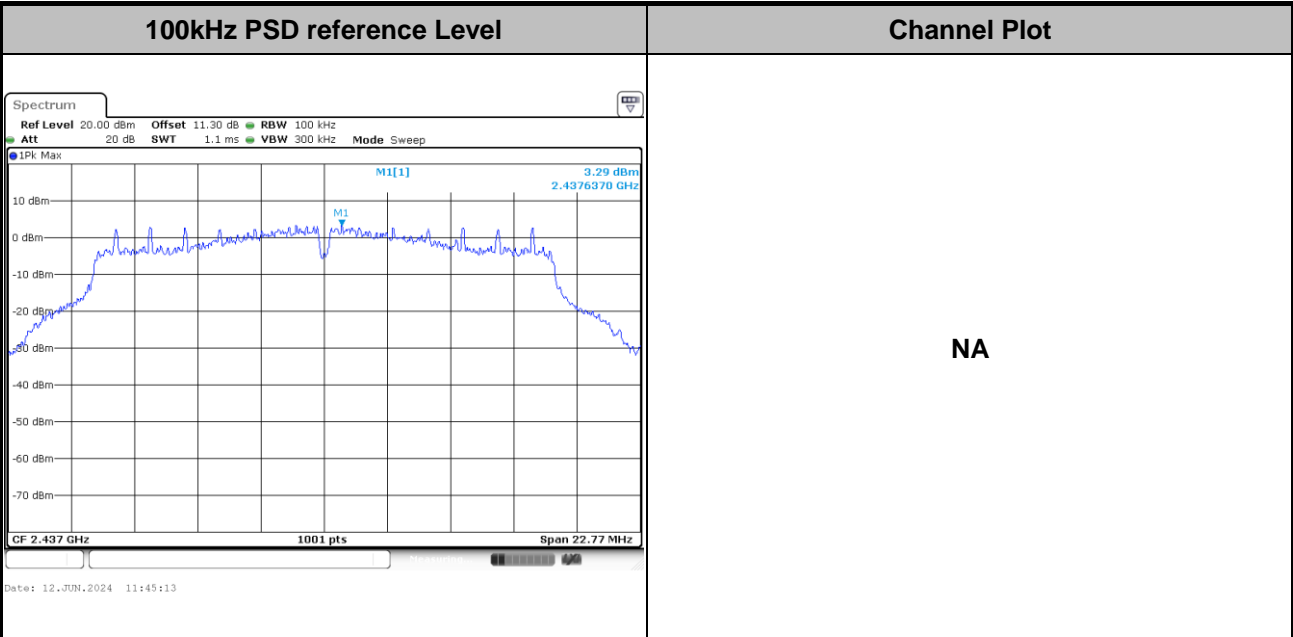


Test Mode : 802.11g Test Channel : 01



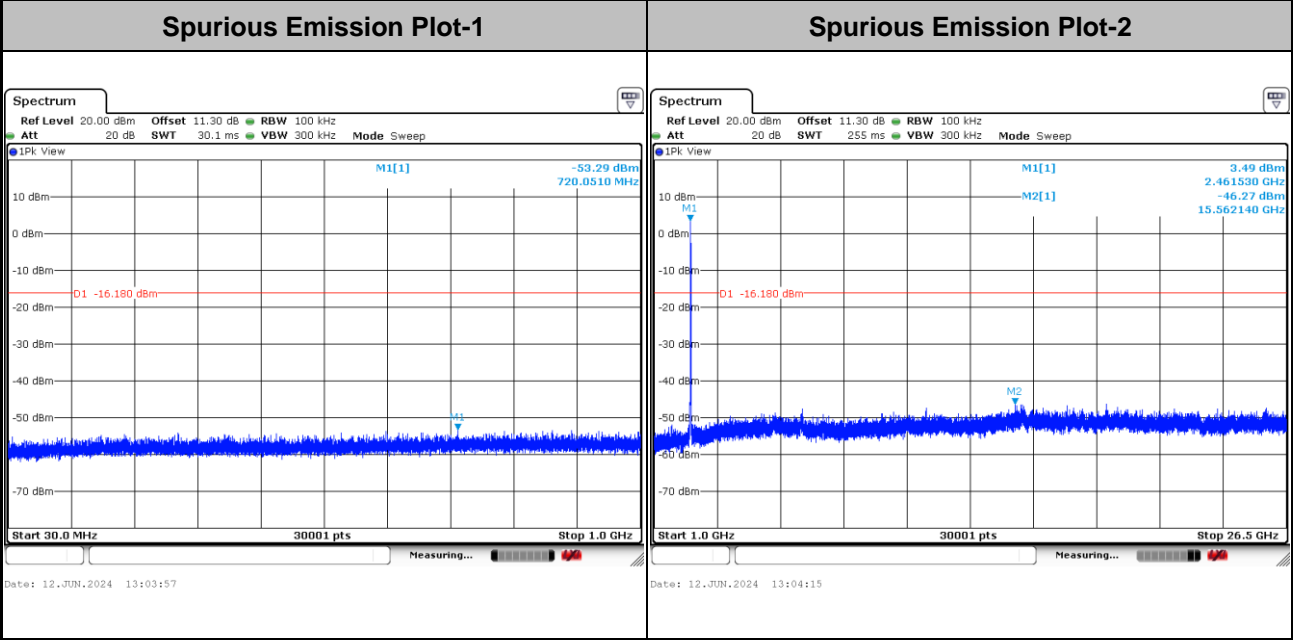
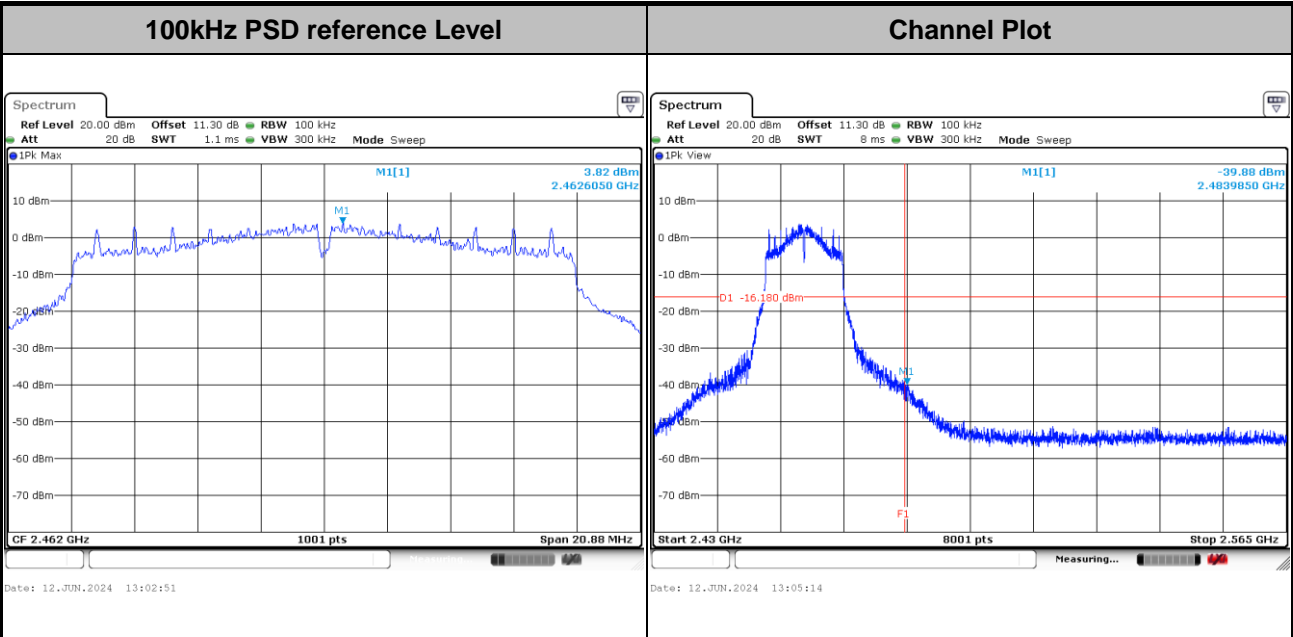


Test Mode :	802.11g	Test Channel :	06
-------------	---------	----------------	----



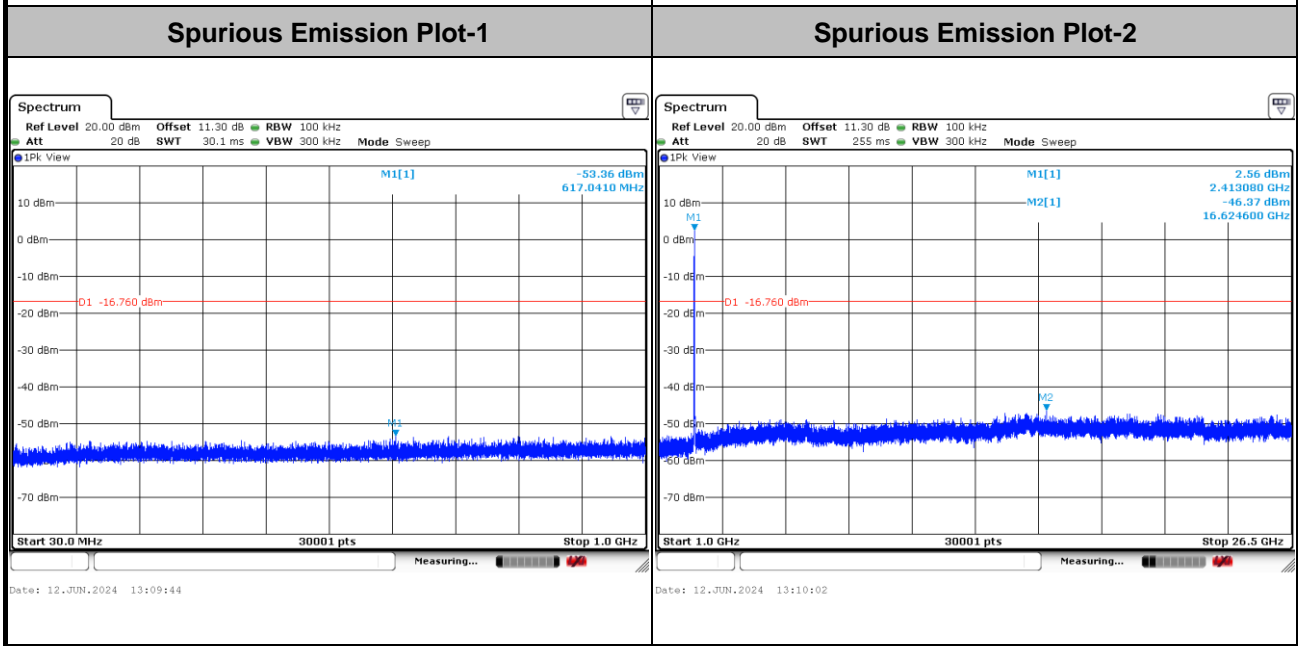
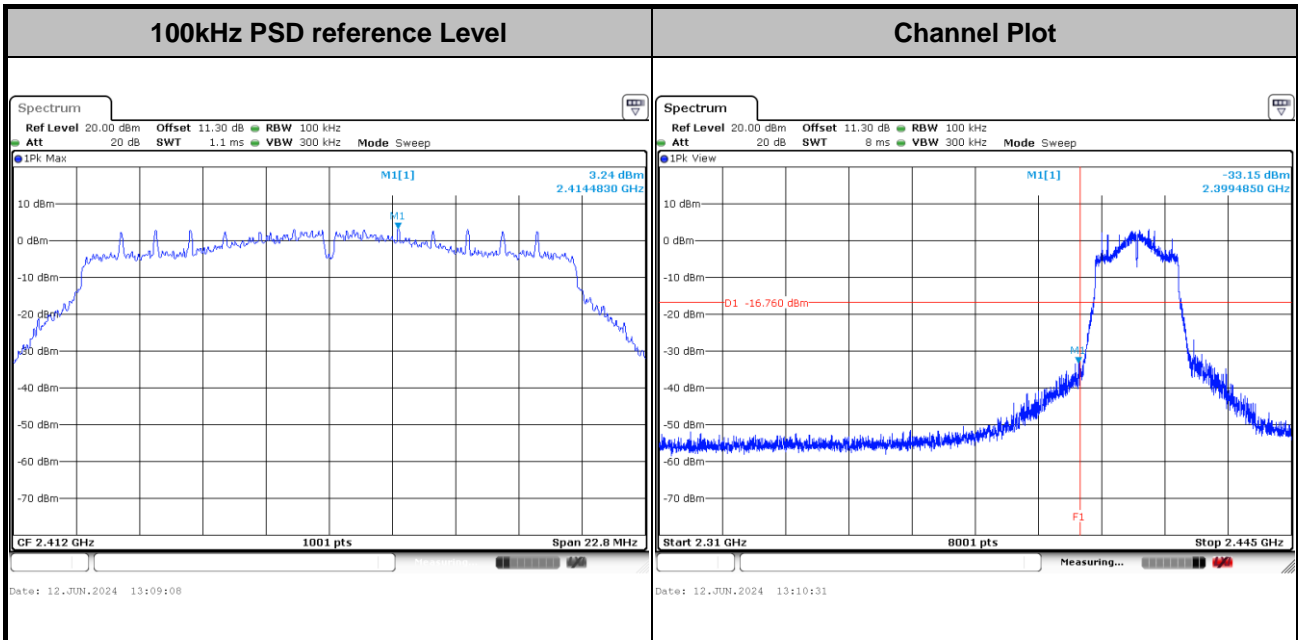


Test Mode : 802.11g Test Channel : 11



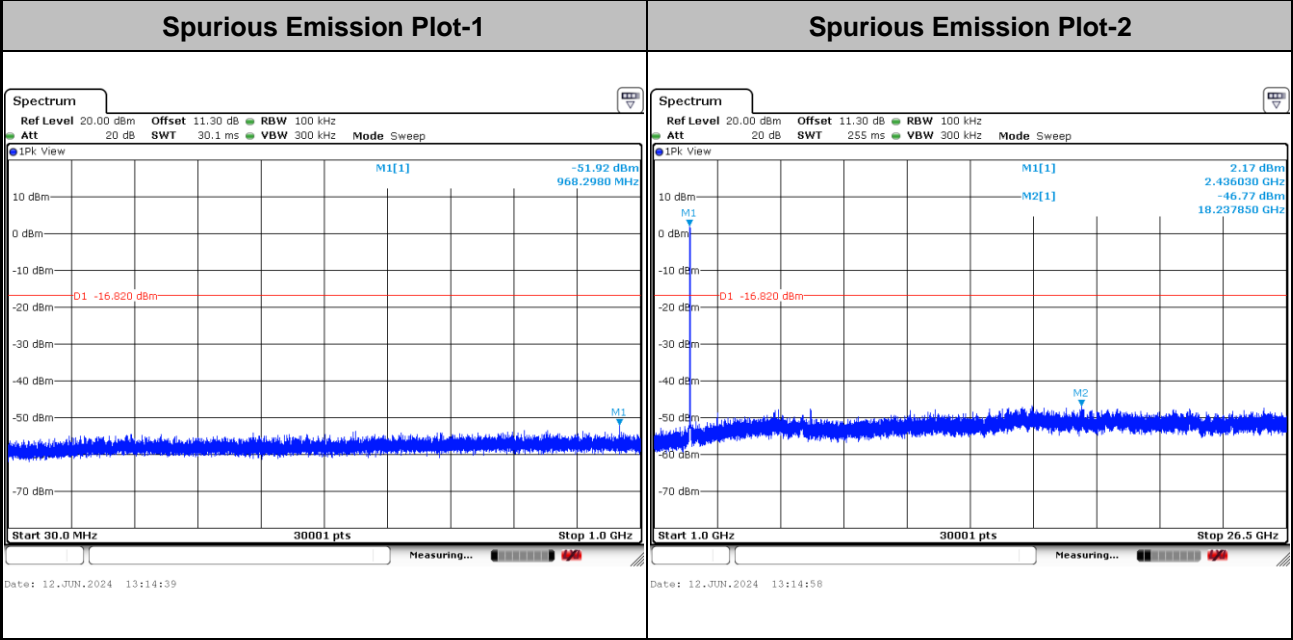
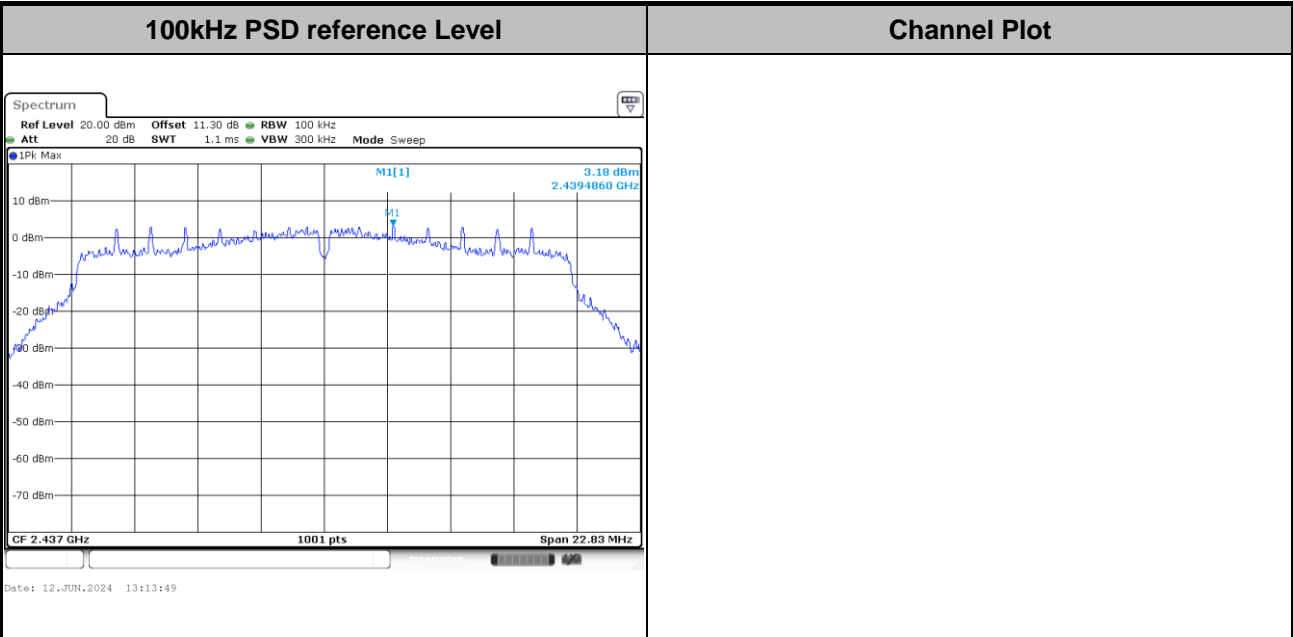


Test Mode : 802.11n HT20 Test Channel : 01



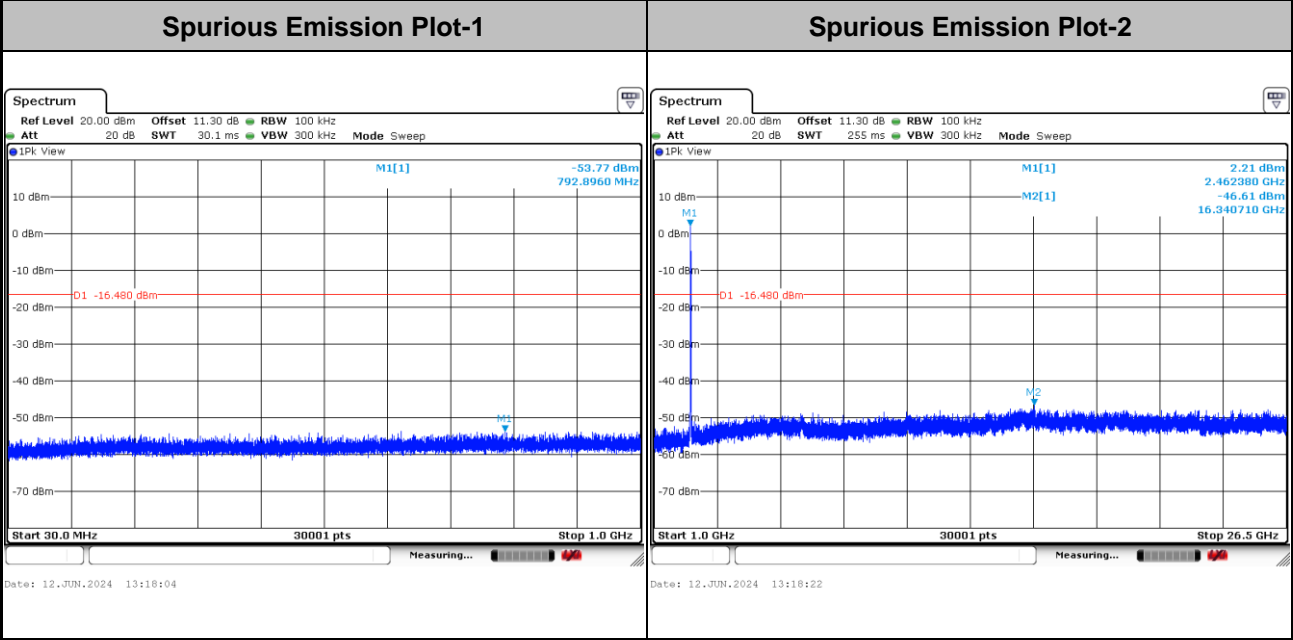
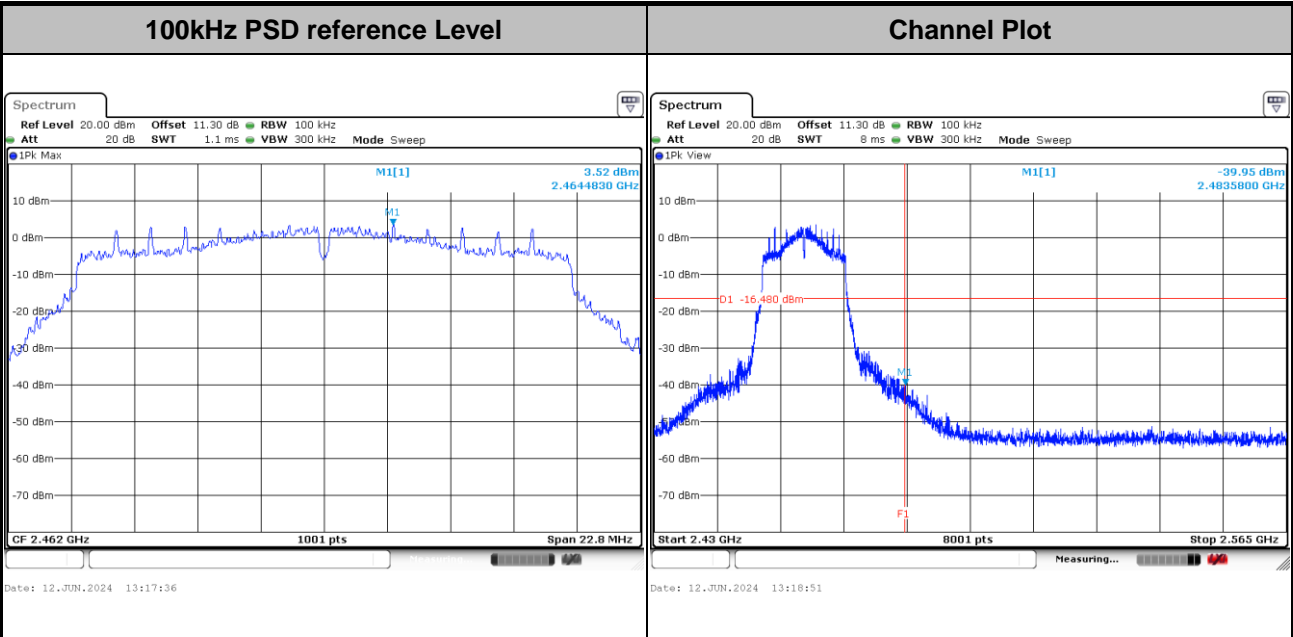


Test Mode :	802.11n HT20	Test Channel :	06
-------------	--------------	----------------	----





Test Mode : 802.11n HT20 Test Channel : 11





3.5 Radiated Band Edges and Spurious Emission Measurement

3.5.1 Limit of Radiated band edge and Spurious Emission Measurement

In any 100 kHz bandwidth outside the intentional radiator frequency band, all harmonics/spurious must be at least 20 dB below the highest emission level within the authorized band. If the output power of this device was measured by spectrum analyzer, the attenuation under this paragraph shall be 30 dB instead of 20 dB. In addition, radiated emissions which fall in the restricted bands must also comply with the limits as below.

Frequency (MHz)	Field Strength (microvolts/meter)	Measurement Distance (meters)
0.009 – 0.490	2400/F(kHz)	300
0.490 – 1.705	24000/F(kHz)	30
1.705 – 30.0	30	30
30 – 88	100	3
88 – 216	150	3
216 - 960	200	3
Above 960	500	3

3.5.2 Measuring Instruments

The measuring equipment is listed in the section 4 of this test report.

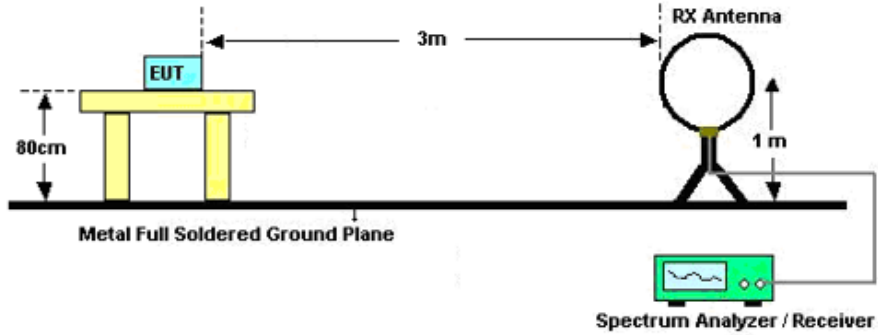


3.5.3 Test Procedures

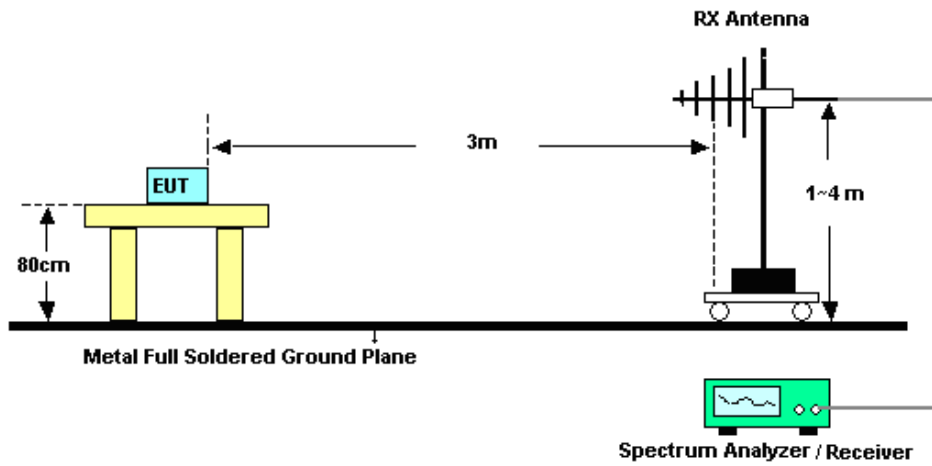
1. The testing follows ANSI C63.10-2013 clause 11.11 & 11.12
2. The EUT was arranged to its worst case and then tune the antenna tower (from 1 m to 4 m) and turntable (from 0 degree to 360 degrees) to find the maximum reading. A pre-amp and a high pass filter are used for the test in order to get better signal level.
3. The EUT was placed on a turntable with 0.8 meter for frequency below 1GHz and 1.5 meter for frequency above 1GHz respectively above ground.
4. The EUT was set 3 meters from the interference receiving antenna, which was mounted on the top of a variable height antenna tower.
5. Corrected Reading: Antenna Factor + Cable Loss + Read Level - Preamp Factor = Level
6. For testing below 1GHz, if the emission level of the EUT in peak mode was 3 dB lower than the limit specified, then peak values of EUT will be reported, otherwise, the emissions will be repeated one by one using the CISPR quasi-peak method and reported.
7. For testing above 1GHz, the emission level of the EUT in peak mode was 20dB lower than peak limit (that means the emission level in average mode also complies with the limit in average mode), then peak values of EUT will be reported, otherwise, the emissions will be measured in average mode again and reported.
8. Use the following spectrum analyzer settings:
 - (1) Span shall wide enough to fully capture the emission being measured;
 - (2) Set RBW=100 kHz for $f < 1$ GHz; VBW \geq RBW; Sweep = auto; Detector function = peak; Trace = max hold;
 - (3) Set RBW = 1 MHz, VBW= 3MHz for $f \geq 1$ GHz for peak measurement.
For average measurement:
 - VBW = 10 Hz, when duty cycle is no less than 98 percent.
 - VBW $\geq 1/T$, when duty cycle is less than 98 percent where T is the minimum transmission duration over which the transmitter is on and is transmitting at its maximum power control level for the tested mode of operation.

3.5.4 Test Setup

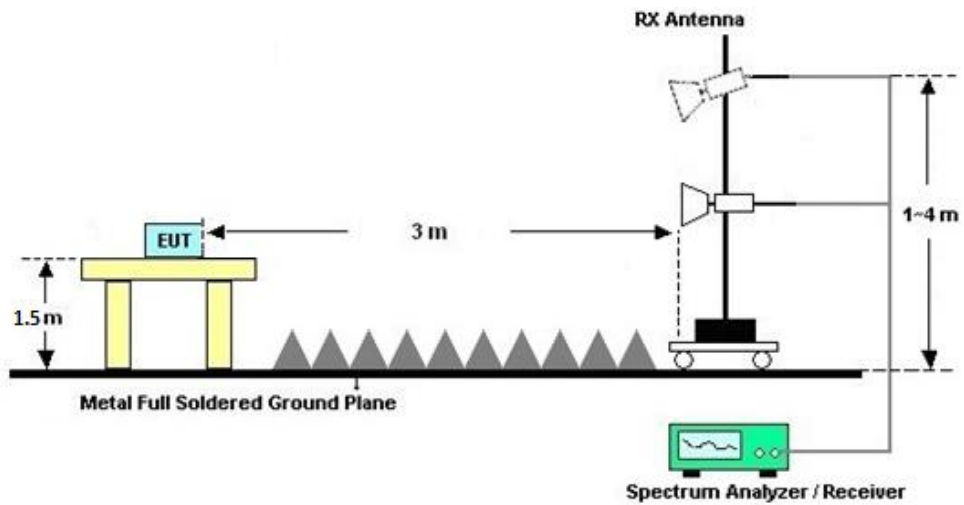
For radiated emissions below 30MHz



For radiated emissions from 30MHz to 1GHz



For radiated emissions above 1GHz





3.5.5 Test Results of Radiated Spurious Emissions (9kHz ~ 30MHz)

The low frequency, which started from 9 kHz to 30MHz, was pre-scanned and the result which was 20dB lower than the limit line was not reported.

There is a comparison data of both open-field test site and semi-Anechoic chamber, and the result came out very similar.

3.5.6 Test Result of Radiated Spurious at Band Edges

Please refer to Appendix C.

3.5.7 Duty Cycle

Please refer to Appendix D.

3.5.8 Test Result of Radiated Spurious Emission (30MHz ~ 10th Harmonic or 40GHz, whichever is lower)

Please refer to Appendix C.

3.6 AC Conducted Emission Measurement

3.6.1 Limit of AC Conducted Emission

For equipment that is designed to be connected to the public utility (AC) power line, the radio frequency voltage that is conducted back onto the AC power line on any frequency or frequencies within the band 150 kHz to 30 MHz shall not exceed the limits in the following table.

Frequency of Emission (MHz)	Conducted Limit (dB μ V)	
	Quasi-Peak	Average
0.15-0.5	66 to 56*	56 to 46*
0.5-5	56	46
5-30	60	50

*Decreases with the logarithm of the frequency.

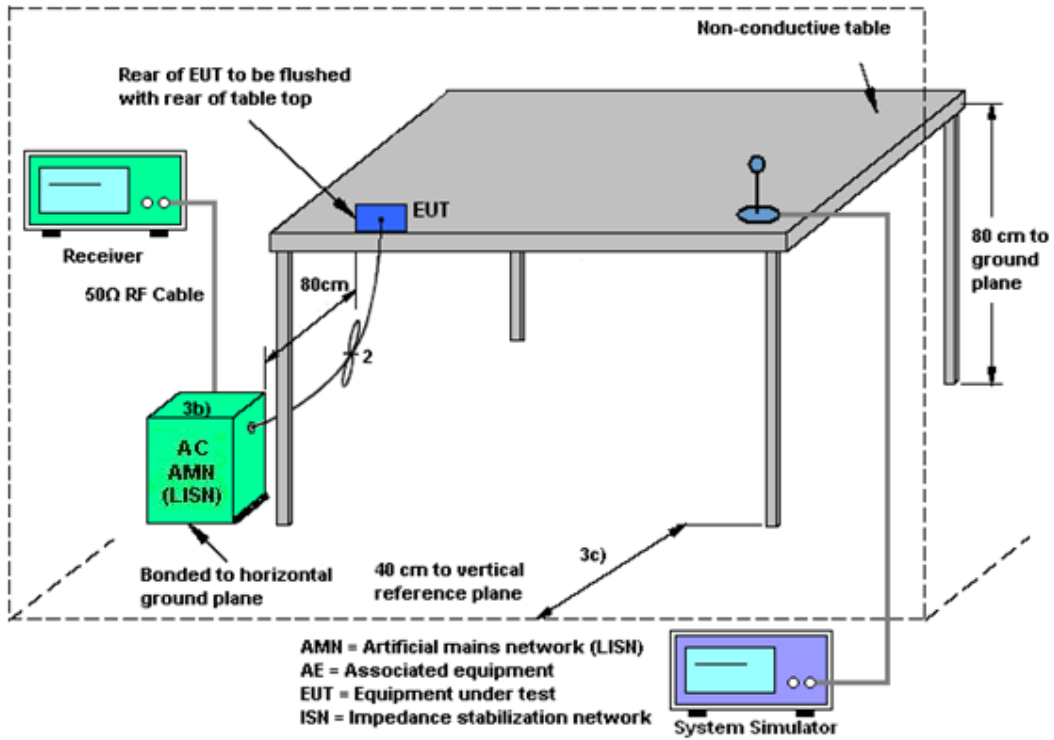
3.6.2 Measuring Instruments

The measuring equipment is listed in the section 4 of this test report.

3.6.3 Test Procedures

1. The EUT was placed 0.4 meter from the conducting wall of the shielding room, and it was kept at least 80 centimeters from any other grounded conducting surface.
2. Connect EUT to the power mains through a line impedance stabilization network (LISN).
3. All the support units are connecting to the other LISN.
4. The LISN provides 50 ohm coupling impedance for the measuring instrument.
5. The FCC states that a 50 ohm, 50 microhenry LISN should be used.
6. Both sides of AC line were checked for maximum conducted interference.
7. The frequency range from 150 kHz to 30 MHz was searched.
8. Set the test-receiver system to Peak Detect Function and specified bandwidth (IF bandwidth = 9kHz) with Maximum Hold Mode.

3.6.4 Test Setup



3.6.5 Test Result of AC Conducted Emission

Please refer to Appendix B.



3.7 Antenna Requirements

3.7.1 Standard Applicable

If directional gain of transmitting Antennas is greater than 6dBi, the power shall be reduced by the same level in dB comparing to gain minus 6dBi. The use of a permanently attached Antenna or of an Antenna that uses a unique coupling to the intentional radiator shall be considered sufficient to comply with the rule.

3.7.2 Antenna Anti-Replacement Construction

An embedded-in antenna design is used.

3.7.3 Antenna Gain

The antenna peak gain of EUT is less than 6 dBi. Therefore, it is not necessary to reduce maximum peak output power limit.



4 List of Measuring Equipment

Instrument	Manufacturer	Model No.	Serial No.	Characteristics	Calibration Date	Test Date	Due Date	Remark
Spectrum Analyzer	R&S	FSV40	101078	10Hz~40GHz	Apr. 09, 2024	Jun. 12, 2024	Apr. 08, 2025	Conducted (TH01-SZ)
Pulse Power Sensor	Anritsu	MA2411B	1339473	30MHz~40GHz	Dec. 29, 2023	Jun. 12, 2024	Dec. 28, 2024	Conducted (TH01-SZ)
Power Meter	Anritsu	ML2495A	1218010	50MHz Bandwidth	Aug. 21, 2023	Jun. 12, 2024	Aug. 20, 2024	Conducted (TH01-SZ)
Thermo meter	Anymetre	JR593	#7	- 10°C ~ 50°C 10%RH~99%RH	Apr. 09, 2024	Jun. 12, 2024	Apr. 08, 2025	Conducted (TH01-SZ)
EMI Test Receiver&SA	Agilent	N9038A	MY52260185	20Hz~26.5GHz	Dec. 27, 2023	Jun. 12, 2024~ Jun. 13, 2024	Dec. 26, 2024	Radiation (03CH01-SZ)
EXA Spectrum Analyzer	KEYSIGHT	N9010A	MY55150213	10Hz~44GHz	Jul. 07, 2023	Jun. 12, 2024~ Jun. 13, 2024	Jul. 06, 2024	Radiation (03CH01-SZ)
Loop Antenna	R&S	HFH2-Z2	100354	9kHz~30MHz	Jul. 28, 2022	Jun. 12, 2024~ Jun. 13, 2024	Jul. 27, 2024	Radiation (03CH01-SZ)
Bilog Antenna	TeseQ	CBL6112D	35407	30MHz-2GHz	Oct. 24, 2023	Jun. 12, 2024~ Jun. 13, 2024	Oct. 23, 2025	Radiation (03CH01-SZ)
Double Ridge Horn Antenna	ETS-Lindgren	3117	00119436	1GHz~18GHz	Jul. 08, 2023	Jun. 12, 2024~ Jun. 13, 2024	Jul. 07, 2024	Radiation (03CH01-SZ)
SHF-EHF Horn	com-power	AH-840	101071	18Ghz-40GHz	Apr. 09,2024	Jun. 12, 2024~ Jun. 13, 2024	Apr. 08,2025	Radiation (03CH01-SZ)
LF Amplifier	Burgeon	BPA-530	102209	0.01~3000Mhz	Apr. 09, 2024	Jun. 12, 2024~ Jun. 13, 2024	Apr. 08,2025	Radiation (03CH01-SZ)
HF Amplifier	MITEQ	AMF-7D-0010 1800-30-10P-R	1943528	1GHz~18GHz	Oct. 18,2023	Jun. 12, 2024~ Jun. 13, 2024	Oct. 17,2024	Radiation (03CH01-SZ)
HF Amplifier	KEYSIGHT	83017A	MY53270105	0.5GHz~26.5GHz	Oct. 18,2023	Jun. 12, 2024~ Jun. 13, 2024	Oct. 17,2024	Radiation (03CH01-SZ)
HF Amplifier	MITEQ	TTA1840-35-HG	1871923	18GHz~40GHz	Jul. 07, 2023	Jun. 12, 2024~ Jun. 13, 2024	Jul. 06, 2024	Radiation (03CH01-SZ)
AC Power Source	Chroma	61601	616010001985	N/A	Oct. 18,2023	Jun. 12, 2024~ Jun. 13, 2024	Oct. 17,2024	Radiation (03CH01-SZ)
Turn Table	EM	EM1000	N/A	0~360 degree	NCR	Jun. 12, 2024~ Jun. 13, 2024	NCR	Radiation (03CH01-SZ)
Antenna Mast	EM	EM1000	N/A	1 m~4 m	NCR	Jun. 12, 2024~ Jun. 13, 2024	NCR	Radiation (03CH01-SZ)
EMI Receiver	R&S	ESR7	101630	9kHz~7GHz;	Jul. 06, 2023	Jun. 19, 2024	Jul. 05, 2024	Conduction (CO01-SZ)
AC LISN	R&S	ENV216	100063	9kHz~30MHz	Aug. 21, 2023	Jun. 19, 2024	Aug. 20, 2024	Conduction (CO01-SZ)
AC LISN (for auxiliary equipment)	EMCO	3816/2SH	00103892	9kHz~30MHz	Oct. 16, 2023	Jun. 19, 2024	Oct. 15, 2024	Conduction (CO01-SZ)
AC Power Source	Chroma	61602	616020000891	100Vac~250Vac	Jul. 07, 2023	Jun. 19, 2024	Jul. 06, 2024	Conduction (CO01-SZ)

NCR: No Calibration Required



5 Measurement Uncertainty

The measurement uncertainties shown below were calculated in accordance with the requirements of ANSI 63.10-2013. All the measurement uncertainty value were shown with a coverage K=2 to indicate 95% level of confidence. The measurement data show herein meets or exceeds the CISPR measurement uncertainty values specified in CISPR 16-4-2 and can be compared directly to specified limit to determine compliance.

Uncertainty of Conducted Measurement

Test Item	Uncertainty
Conducted Spurious Emission & Bandedge	±1.34 dB
Occupied Channel Bandwidth	±0.012 MHz
Conducted Power	±1.34 dB
Conducted Power Spectral Density	±1.32 dB
Frequency	±1.3 Hz

Uncertainty of AC Conducted Emission Measurement (0.15 MHz ~ 30 MHz)

Measuring Uncertainty for a Level of Confidence of 95% (U = 2Uc(y))	2.5 dB
---	--------

Uncertainty of Radiated Emission Measurement (9 KHz ~ 30 MHz)

Measuring Uncertainty for a Level of Confidence of 95% (U = 2Uc(y))	2.8 dB
---	--------

Uncertainty of Radiated Emission Measurement (30 MHz ~ 1000 MHz)

Measuring Uncertainty for a Level of Confidence of 95% (U = 2Uc(y))	4.2 dB
---	--------

Uncertainty of Radiated Emission Measurement (1 GHz ~ 18 GHz)

Measuring Uncertainty for a Level of Confidence of 95% (U = 2Uc(y))	5.0 dB
---	--------

Uncertainty of Radiated Emission Measurement (18 GHz ~ 40 GHz)

Measuring Uncertainty for a Level of Confidence of 95% (U = 2Uc(y))	4.3 dB
---	--------

----- THE END -----



Appendix A. Conducted Test Results

Appendix A. Test Result of Conducted Test Items

Test Engineer:	Wen Shiwei	Temperature:	21~25	°C
Test Date:	2024/6/12	Relative Humidity:	51~54	%

TEST RESULTS DATA
6dB and 99% Occupied Bandwidth

2.4GHz Band								
Mod.	Data Rate	NTX	CH.	Freq. (MHz)	99% Occupied BW (MHz)	6dB BW (MHz)	6dB BW Limit (MHz)	Pass/Fail
					Ant 1	Ant 1		
11b	1Mbps	1	1	2412	11.59	7.60	0.50	Pass
11b	1Mbps	1	6	2437	11.74	7.08	0.50	Pass
11b	1Mbps	1	11	2462	11.84	7.10	0.50	Pass
11g	6Mbps	1	1	2412	16.68	15.48	0.50	Pass
11g	6Mbps	1	6	2437	16.68	15.18	0.50	Pass
11g	6Mbps	1	11	2462	16.53	13.92	0.50	Pass
HT20	MCS0	1	1	2412	17.78	15.20	0.50	Pass
HT20	MCS0	1	6	2437	17.78	15.22	0.50	Pass
HT20	MCS0	1	11	2462	17.68	15.20	0.50	Pass

TEST RESULTS DATA
Peak Output Power

2.4GHz Band										
Mod.	Data Rate	NTX	CH.	Freq. (MHz)	Peak Conducted Power (dBm)	Conducted Power Limit (dBm)	DG (dBi)	EIRP Power (dBm)	EIRP Power Limit (dBm)	Pass /Fail
					Ant 1	Ant 1	Ant 1	Ant 1	Ant 1	
11b	1Mbps	1	1	2412	18.50	30.00	-1.83	16.67	36.00	Pass
11b	1Mbps	1	6	2437	18.42	30.00	-1.83	16.59	36.00	Pass
11b	1Mbps	1	11	2462	18.42	30.00	-1.83	16.59	36.00	Pass
11g	6Mbps	1	1	2412	23.27	30.00	-1.83	21.44	36.00	Pass
11g	6Mbps	1	6	2437	23.17	30.00	-1.83	21.34	36.00	Pass
11g	6Mbps	1	11	2462	23.04	30.00	-1.83	21.21	36.00	Pass
HT20	MCS0	1	1	2412	23.35	30.00	-1.83	21.52	36.00	Pass
HT20	MCS0	1	6	2437	23.10	30.00	-1.83	21.27	36.00	Pass
HT20	MCS0	1	11	2462	23.09	30.00	-1.83	21.26	36.00	Pass

Note: Measured power (dBm) has offset with cable loss.

TEST RESULTS DATA
Average Output Power

2.4GHz Band													
Mod.	Data Rate	NTX	CH.	Freq. (MHz)	Duty Factor (dB)		Average Conducted Power (dBm)		Conducted Power Limit (dBm)	DG (dBi)	EIRP Power (dBm)	EIRP Power Limit (dBm)	Pass /Fail
					Ant 1	Ant 2	Ant 1	SUM					
11b	1Mbps	1	1	2412	0.04	-	15.28	-	30.00	-1.83	13.45	36.00	Pass
11b	1Mbps	1	6	2437	0.04	-	15.19	-	30.00	-1.83	13.36	36.00	Pass
11b	1Mbps	1	11	2462	0.04	-	15.25	-	30.00	-1.83	13.42	36.00	Pass
11g	6Mbps	1	1	2412	0.30	-	14.81	-	30.00	-1.83	12.98	36.00	Pass
11g	6Mbps	1	6	2437	0.30	-	14.72	-	30.00	-1.83	12.89	36.00	Pass
11g	6Mbps	1	11	2462	0.30	-	14.82	-	30.00	-1.83	12.99	36.00	Pass
HT20	MCS0	1	1	2412	0.32	-	14.84	-	30.00	-1.83	13.01	36.00	Pass
HT20	MCS0	1	6	2437	0.32	-	14.69	-	30.00	-1.83	12.86	36.00	Pass
HT20	MCS0	1	11	2462	0.32	-	14.81	-	30.00	-1.83	12.98	36.00	Pass

Note: Measured power (dBm) has offset with cable loss.

Setting
Ant 1
14.00
14.00
14.00
14.00
14.00
14.00
14.00
14.00
14.00

TEST RESULTS DATA
Peak Power Spectral Density

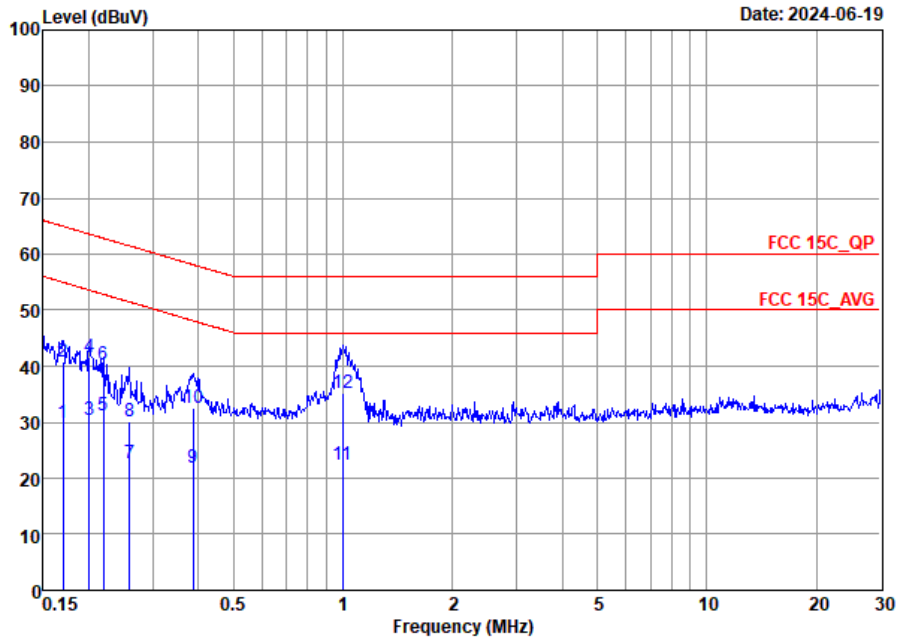
2.4GHz Band								
Mod.	Data Rate	NTX	CH.	Freq. (MHz)	Peak PSD (dBm/3kHz)	DG (dBi)	Peak PSD Limit (dBm/3kHz)	Pass/Fail
					Ant 1	Ant 1	Ant 1	
11b	1Mbps	1	1	2412	-6.20	-1.83	8.00	Pass
11b	1Mbps	1	6	2437	-6.03	-1.83	8.00	Pass
11b	1Mbps	1	11	2462	-6.46	-1.83	8.00	Pass
11g	6Mbps	1	1	2412	-7.62	-1.83	8.00	Pass
11g	6Mbps	1	6	2437	-7.65	-1.83	8.00	Pass
11g	6Mbps	1	11	2462	-7.04	-1.83	8.00	Pass
HT20	MCS0	1	1	2412	-8.79	-1.83	8.00	Pass
HT20	MCS0	1	6	2437	-8.16	-1.83	8.00	Pass
HT20	MCS0	1	11	2462	-8.13	-1.83	8.00	Pass

Measured power density (dBm) has offset with cable loss.



Appendix B. AC Conducted Emission Test Results

Test Engineer :	Yuki Tang	Temperature :	22~24°C
		Relative Humidity :	44~50%
Test Voltage :	120Vac / 60Hz	Phase :	Line
Remark :	All emissions not reported here are more than 10 dB below the prescribed limit.		

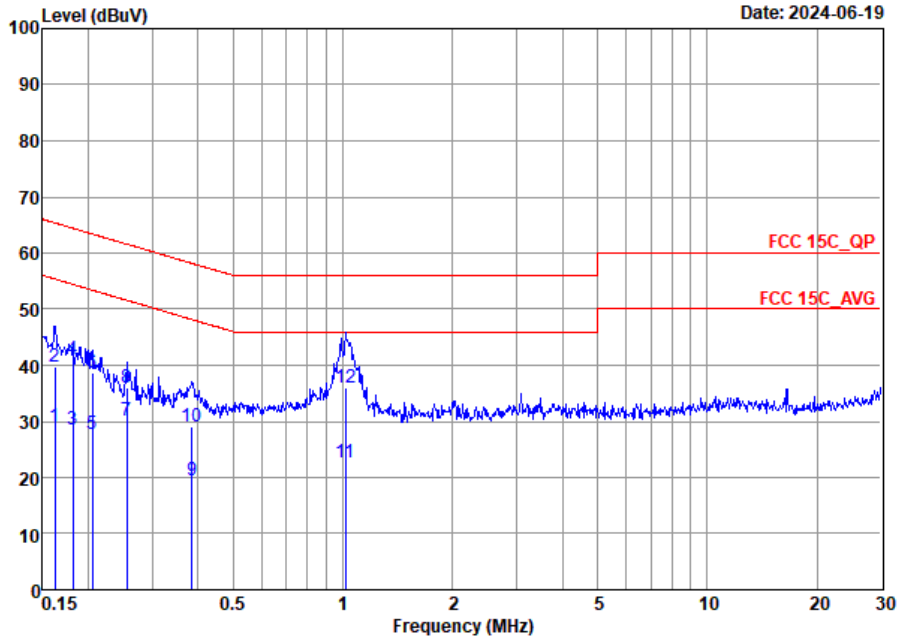


Site : CO01-SZ
 Condition: FCC 15C_QP AC LISN 100063_L LINE

	Freq	Level	Over	Limit	Read	LISN	Cable	
	MHz	dBuV	Limit	Line	Level	Factor	Loss	Remark
			dB	dBuV	dBuV	dB	dB	
1	0.17	29.97	-24.97	54.94	9.60	10.23	10.14	Average
2	0.17	40.77	-24.17	64.94	20.40	10.23	10.14	QP
3	0.20	30.33	-23.25	53.58	9.70	10.48	10.15	Average
4	0.20	41.53	-22.05	63.58	20.90	10.48	10.15	QP
5	0.22	31.09	-21.74	52.83	10.60	10.34	10.15	Average
6	0.22	40.19	-22.64	62.83	19.70	10.34	10.15	QP
7	0.26	22.56	-28.91	51.47	2.30	10.11	10.15	Average
8	0.26	30.16	-31.31	61.47	9.90	10.11	10.15	QP
9	0.39	21.85	-26.27	48.12	1.29	10.40	10.16	Average
10	0.39	32.45	-25.67	58.12	11.89	10.40	10.16	QP
11	1.00	22.31	-23.69	46.00	1.90	10.25	10.16	Average
12 *	1.00	35.21	-20.79	56.00	14.80	10.25	10.16	QP



Test Engineer :	Yuki Tang	Temperature :	22~24°C
		Relative Humidity :	44~50%
Test Voltage :	120Vac / 60Hz	Phase :	Neutral
Remark :	All emissions not reported here are more than 10 dB below the prescribed limit.		



Site : C001-SZ
 Condition: FCC 15C_QP AC LISN 100063_N NEUTRAL

	Freq	Level	Over Limit	Limit Line	Read Level	LISN Factor	Cable Loss	Remark
	MHz	dBuV	dB	dBuV	dBuV	dB	dB	
1	0.16	29.11	-26.23	55.34	8.60	10.37	10.14	Average
2	0.16	39.61	-25.73	65.34	19.10	10.37	10.14	QP
3	0.18	28.66	-25.76	54.42	8.11	10.41	10.14	Average
4	0.18	41.06	-23.36	64.42	20.51	10.41	10.14	QP
5	0.21	27.81	-25.59	53.40	7.40	10.26	10.15	Average
6	0.21	38.71	-24.69	63.40	18.30	10.26	10.15	QP
7	0.25	30.04	-21.56	51.60	9.70	10.19	10.15	Average
8	0.25	35.94	-25.66	61.60	15.60	10.19	10.15	QP
9	0.39	19.39	-28.78	48.17	-0.80	10.03	10.16	Average
10	0.39	29.19	-28.98	58.17	9.00	10.03	10.16	QP
11	1.02	22.58	-23.42	46.00	2.20	10.22	10.16	Average
12 *	1.02	35.88	-20.12	56.00	15.50	10.22	10.16	QP

Note:

- Level(dBμV) = Read Level(dBμV) + LISN Factor(dB) + Cable Loss(dB)
- Over Limit(dB) = Level(dBμV) – Limit Line(dBμV)



Appendix C. Radiated Spurious Emission Test Data

Test Engineer :	Zhaohui Liang	Relative Humidity :	48-49%
		Temperature :	24-25°C

Radiated Spurious Emission Test Modes

Mode	Band (MHz)	Antenna	Modulation	Channel	Frequency	Data Rate	RU	Remark
Mode 1	2400-2483.5	SISO	802.11b	01	2412	1Mbps	-	-
Mode 2	2400-2483.5	SISO	802.11b	06	2437	1Mbps	-	-
Mode 3	2400-2483.5	SISO	802.11b	11	2462	1Mbps	-	-
Mode 4	2400-2483.5	SISO	802.11g	01	2412	6Mbps	-	-
Mode 5	2400-2483.5	SISO	802.11g	06	2437	6Mbps	-	-
Mode 6	2400-2483.5	SISO	802.11g	11	2462	6Mbps	-	-
Mode 7	2400-2483.5	SISO	802.11n HT20	01	2412	MCS0	-	-
Mode 8	2400-2483.5	SISO	802.11n HT20	06	2437	MCS0	-	-
Mode 9	2400-2483.5	SISO	802.11n HT20	11	2462	MCS0	-	-
Mode 10	2400-2483.5	SISO	802.11n HT20_LF	01	2412	MCS0	-	LF

Co-location

Mode	Band (MHz)	Antenna	Modulation	Channel	Frequency	Data Rate	RU	Remark
11	CO-TX	SISO	802.11n HT20	01	2412	MCS0	-	-
		1	LTE B13	-	-	-	-	-



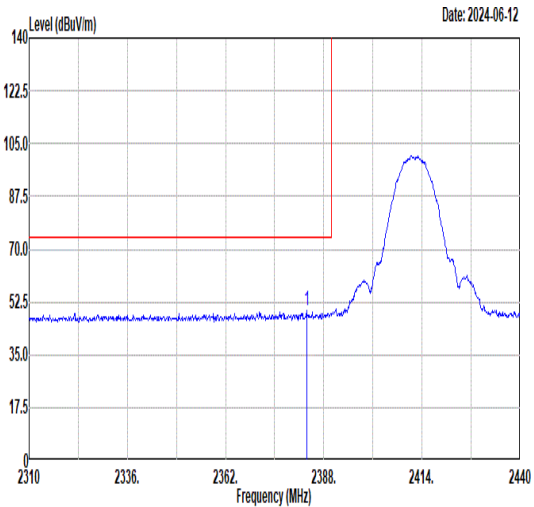
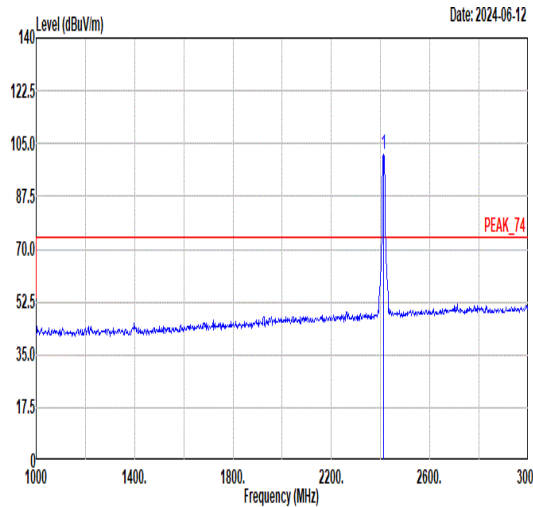
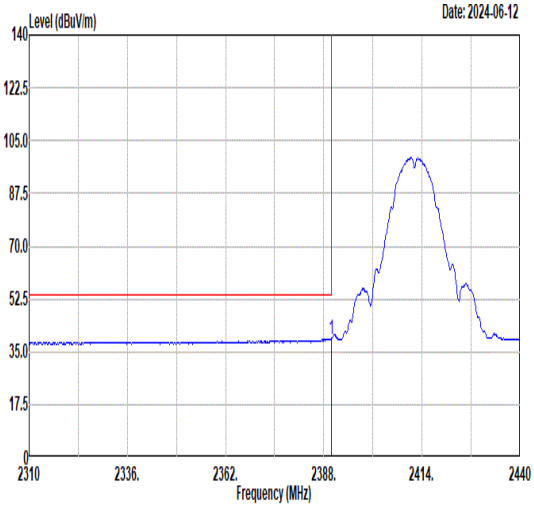
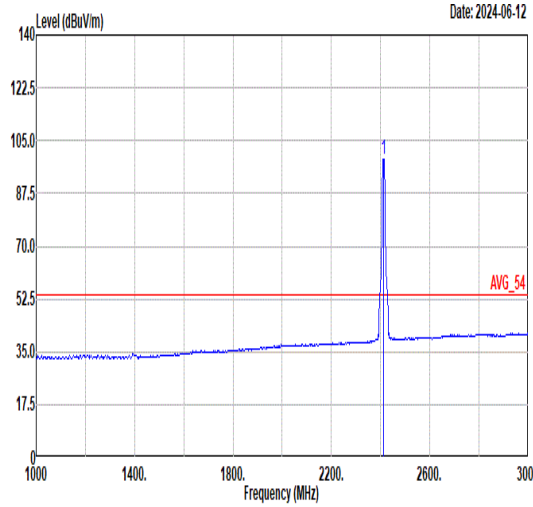
Summary of each worse mode

Mode	Modulation	Ch.	Freq. (MHz)	Level (dBuV/m)	Limit (dBuV/m)	Margin (dB)	Pol.	Peak Avg.	Result	Remark
1	802.11b	01	2389.95	39.35	54.00	-14.65	H	AVERAGE	Pass	Band Edge
1	802.11b	01	4824.00	45.98	74.00	-28.02	V	Peak	Pass	Harmonic
2	802.11b	06	-	-	-	-	-	-	-	Band Edge
2	802.11b	06	7311.00	48.15	74.00	-25.85	H	Peak	Pass	Harmonic
3	802.11b	11	2483.51	43.11	54.00	-10.89	H	AVERAGE	Pass	Band Edge
3	802.11b	11	7386.00	47.81	74.00	-26.19	H	Peak	Pass	Harmonic
4	802.11g	01	-	-	-	-	-	-	-	Band Edge
4	802.11g	01	4824.00	45.30	74.00	-28.70	V	Peak	Pass	Harmonic
5	802.11g	06	-	-	-	-	-	-	-	Band Edge
5	802.11g	06	7311.00	47.77	74.00	-26.23	H	Peak	Pass	Harmonic
6	802.11g	11	-	-	-	-	-	-	-	Band Edge
6	802.11g	11	7386.00	47.98	74.00	-26.02	H	Peak	Pass	Harmonic
7	802.11n HT20	01	2389.69	47.74	54.00	-6.26	H	AVERAGE	Pass	Band Edge
7	802.11n HT20	01	4824.00	45.57	74.00	-28.43	H	Peak	Pass	Harmonic
8	802.11n HT20	06	-	-	-	-	-	-	-	Band Edge
8	802.11n HT20	06	7311.00	47.91	74.00	-26.09	H	Peak	Pass	Harmonic
9	802.11n HT20	11	2483.51	47.67	54.00	-6.33	H	AVERAGE	Pass	Band Edge
9	802.11n HT20	11	7386.00	47.59	74.00	-26.41	H	Peak	Pass	Harmonic
10	802.11n HT20	01	34.85	27.34	40.00	-12.66	V	Peak	Pass	LF

Co-location

Mode	Modulation	Ch.	Freq. (MHz)	Level (dBuV/m)	Limit (dBuV/m)	Margin (dB)	Pol.	Peak Avg.	Result	Remark
11	802.11n HT20	01	2389.95	47.69	54.00	-6.31	H	AVERAGE	Pass	Band Edge
11	802.11n HT20	01	2346.75	49.93	74.00	-24.07	V	Peak	Pass	Harmonic



	1																																																																															
Mode	Band Edge																																																																															
	2400-2483.5_802.11b_CH01_2412MHz																																																																															
ANT	SISO																																																																															
Pol.	Horizontal	Fundamental																																																																														
Peak	 <p style="text-align: right;">Date: 2024-06-12</p> <table border="1"> <thead> <tr> <th>Limit</th> <th>Margin</th> <th>Read</th> <th>Ant</th> <th>Cable</th> <th>Preamp</th> <th>APos</th> <th>TPos</th> <th>Remark</th> </tr> <tr> <th>Freq</th> <th>Level</th> <th>Line</th> <th>Level</th> <th>Factor</th> <th>Loss Factor</th> <th></th> <th></th> <th></th> </tr> <tr> <th>MHz</th> <th>dBuV/m</th> <th>dBuV/m</th> <th>dBuV</th> <th>dB/m</th> <th>dB</th> <th>dB</th> <th>cm</th> <th>deg</th> </tr> </thead> <tbody> <tr> <td>1</td> <td>2383.45</td> <td>49.42</td> <td>74.00</td> <td>-24.58</td> <td>41.52</td> <td>32.24</td> <td>7.74</td> <td>32.08</td> <td>348</td> <td>89</td> <td>PEAK</td> </tr> </tbody> </table>	Limit	Margin	Read	Ant	Cable	Preamp	APos	TPos	Remark	Freq	Level	Line	Level	Factor	Loss Factor				MHz	dBuV/m	dBuV/m	dBuV	dB/m	dB	dB	cm	deg	1	2383.45	49.42	74.00	-24.58	41.52	32.24	7.74	32.08	348	89	PEAK	 <p style="text-align: right;">Date: 2024-06-12</p> <table border="1"> <thead> <tr> <th>Limit</th> <th>Margin</th> <th>Read</th> <th>Ant</th> <th>Cable</th> <th>Preamp</th> <th>APos</th> <th>TPos</th> <th>Remark</th> </tr> <tr> <th>Freq</th> <th>Level</th> <th>Line</th> <th>Level</th> <th>Factor</th> <th>Loss Factor</th> <th></th> <th></th> <th></th> </tr> <tr> <th>MHz</th> <th>dBuV/m</th> <th>dBuV/m</th> <th>dBuV</th> <th>dB/m</th> <th>dB</th> <th>dB</th> <th>cm</th> <th>deg</th> </tr> </thead> <tbody> <tr> <td>1</td> <td>2412.00</td> <td>101.55</td> <td>-----</td> <td>-----</td> <td>93.51</td> <td>32.31</td> <td>7.81</td> <td>32.08</td> <td>348</td> <td>89</td> <td>PEAK</td> </tr> </tbody> </table>	Limit	Margin	Read	Ant	Cable	Preamp	APos	TPos	Remark	Freq	Level	Line	Level	Factor	Loss Factor				MHz	dBuV/m	dBuV/m	dBuV	dB/m	dB	dB	cm	deg	1	2412.00	101.55	-----	-----	93.51	32.31	7.81	32.08	348	89	PEAK
	Limit	Margin	Read	Ant	Cable	Preamp	APos	TPos	Remark																																																																							
Freq	Level	Line	Level	Factor	Loss Factor																																																																											
MHz	dBuV/m	dBuV/m	dBuV	dB/m	dB	dB	cm	deg																																																																								
1	2383.45	49.42	74.00	-24.58	41.52	32.24	7.74	32.08	348	89	PEAK																																																																					
Limit	Margin	Read	Ant	Cable	Preamp	APos	TPos	Remark																																																																								
Freq	Level	Line	Level	Factor	Loss Factor																																																																											
MHz	dBuV/m	dBuV/m	dBuV	dB/m	dB	dB	cm	deg																																																																								
1	2412.00	101.55	-----	-----	93.51	32.31	7.81	32.08	348	89	PEAK																																																																					
Avg	 <p style="text-align: right;">Date: 2024-06-12</p> <table border="1"> <thead> <tr> <th>Limit</th> <th>Margin</th> <th>Read</th> <th>Ant</th> <th>Cable</th> <th>Preamp</th> <th>APos</th> <th>TPos</th> <th>Remark</th> </tr> <tr> <th>Freq</th> <th>Level</th> <th>Line</th> <th>Level</th> <th>Factor</th> <th>Loss Factor</th> <th></th> <th></th> <th></th> </tr> <tr> <th>MHz</th> <th>dBuV/m</th> <th>dBuV/m</th> <th>dBuV</th> <th>dB/m</th> <th>dB</th> <th>dB</th> <th>cm</th> <th>deg</th> </tr> </thead> <tbody> <tr> <td>1</td> <td>2389.95</td> <td>39.35</td> <td>54.00</td> <td>-14.65</td> <td>31.41</td> <td>32.26</td> <td>7.76</td> <td>32.08</td> <td>348</td> <td>89</td> <td>AVERAGE</td> </tr> </tbody> </table>	Limit	Margin	Read	Ant	Cable	Preamp	APos	TPos	Remark	Freq	Level	Line	Level	Factor	Loss Factor				MHz	dBuV/m	dBuV/m	dBuV	dB/m	dB	dB	cm	deg	1	2389.95	39.35	54.00	-14.65	31.41	32.26	7.76	32.08	348	89	AVERAGE	 <p style="text-align: right;">Date: 2024-06-12</p> <table border="1"> <thead> <tr> <th>Limit</th> <th>Margin</th> <th>Read</th> <th>Ant</th> <th>Cable</th> <th>Preamp</th> <th>APos</th> <th>TPos</th> <th>Remark</th> </tr> <tr> <th>Freq</th> <th>Level</th> <th>Line</th> <th>Level</th> <th>Factor</th> <th>Loss Factor</th> <th></th> <th></th> <th></th> </tr> <tr> <th>MHz</th> <th>dBuV/m</th> <th>dBuV/m</th> <th>dBuV</th> <th>dB/m</th> <th>dB</th> <th>dB</th> <th>cm</th> <th>deg</th> </tr> </thead> <tbody> <tr> <td>1</td> <td>2412.00</td> <td>99.05</td> <td>-----</td> <td>-----</td> <td>91.01</td> <td>32.31</td> <td>7.81</td> <td>32.08</td> <td>348</td> <td>89</td> <td>AVERAGE</td> </tr> </tbody> </table>	Limit	Margin	Read	Ant	Cable	Preamp	APos	TPos	Remark	Freq	Level	Line	Level	Factor	Loss Factor				MHz	dBuV/m	dBuV/m	dBuV	dB/m	dB	dB	cm	deg	1	2412.00	99.05	-----	-----	91.01	32.31	7.81	32.08	348	89	AVERAGE
	Limit	Margin	Read	Ant	Cable	Preamp	APos	TPos	Remark																																																																							
Freq	Level	Line	Level	Factor	Loss Factor																																																																											
MHz	dBuV/m	dBuV/m	dBuV	dB/m	dB	dB	cm	deg																																																																								
1	2389.95	39.35	54.00	-14.65	31.41	32.26	7.76	32.08	348	89	AVERAGE																																																																					
Limit	Margin	Read	Ant	Cable	Preamp	APos	TPos	Remark																																																																								
Freq	Level	Line	Level	Factor	Loss Factor																																																																											
MHz	dBuV/m	dBuV/m	dBuV	dB/m	dB	dB	cm	deg																																																																								
1	2412.00	99.05	-----	-----	91.01	32.31	7.81	32.08	348	89	AVERAGE																																																																					



		1																																																																																
Mode	Band Edge																																																																																	
	2400-2483.5_802.11b_CH01_2412MHz																																																																																	
ANT	SISO																																																																																	
Pol.	Vertical	Fundamental																																																																																
Peak	<p style="text-align: right;">Date: 2024-06-12</p> <table border="1"> <thead> <tr> <th>Limit</th> <th>Margin</th> <th>Read</th> <th>Ant</th> <th>Cable</th> <th>Preamp</th> <th>APos</th> <th>TPos</th> <th>Remark</th> </tr> <tr> <th>Freq</th> <th>Level</th> <th>Line</th> <th>(dB)</th> <th>Level</th> <th>Factor</th> <th>Loss</th> <th>Factor</th> <th></th> </tr> <tr> <th>MHz</th> <th>dBuV/m</th> <th>dBuV/m</th> <th>dB</th> <th>dB</th> <th>dB/m</th> <th>dB</th> <th>dB</th> <th>cm</th> <th>deg</th> </tr> </thead> <tbody> <tr> <td>1</td> <td>2383.06</td> <td>49.29</td> <td>74.00</td> <td>-24.71</td> <td>41.39</td> <td>32.24</td> <td>7.74</td> <td>32.08</td> <td>370</td> <td>22</td> <td>PEAK</td> </tr> </tbody> </table>	Limit	Margin	Read	Ant	Cable	Preamp	APos	TPos	Remark	Freq	Level	Line	(dB)	Level	Factor	Loss	Factor		MHz	dBuV/m	dBuV/m	dB	dB	dB/m	dB	dB	cm	deg	1	2383.06	49.29	74.00	-24.71	41.39	32.24	7.74	32.08	370	22	PEAK	<p style="text-align: right;">Date: 2024-06-12</p> <table border="1"> <thead> <tr> <th>Limit</th> <th>Margin</th> <th>Read</th> <th>Ant</th> <th>Cable</th> <th>Preamp</th> <th>APos</th> <th>TPos</th> <th>Remark</th> </tr> <tr> <th>Freq</th> <th>Level</th> <th>Line</th> <th>(dB)</th> <th>Level</th> <th>Factor</th> <th>Loss</th> <th>Factor</th> <th></th> </tr> <tr> <th>MHz</th> <th>dBuV/m</th> <th>dBuV/m</th> <th>dB</th> <th>dB</th> <th>dB/m</th> <th>dB</th> <th>dB</th> <th>cm</th> <th>deg</th> </tr> </thead> <tbody> <tr> <td>1</td> <td>2412.00</td> <td>95.94</td> <td>-----</td> <td>-----</td> <td>87.90</td> <td>32.31</td> <td>7.81</td> <td>32.08</td> <td>370</td> <td>22</td> <td>PEAK_74</td> </tr> </tbody> </table>	Limit	Margin	Read	Ant	Cable	Preamp	APos	TPos	Remark	Freq	Level	Line	(dB)	Level	Factor	Loss	Factor		MHz	dBuV/m	dBuV/m	dB	dB	dB/m	dB	dB	cm	deg	1	2412.00	95.94	-----	-----	87.90	32.31	7.81	32.08	370	22	PEAK_74
	Limit	Margin	Read	Ant	Cable	Preamp	APos	TPos	Remark																																																																									
Freq	Level	Line	(dB)	Level	Factor	Loss	Factor																																																																											
MHz	dBuV/m	dBuV/m	dB	dB	dB/m	dB	dB	cm	deg																																																																									
1	2383.06	49.29	74.00	-24.71	41.39	32.24	7.74	32.08	370	22	PEAK																																																																							
Limit	Margin	Read	Ant	Cable	Preamp	APos	TPos	Remark																																																																										
Freq	Level	Line	(dB)	Level	Factor	Loss	Factor																																																																											
MHz	dBuV/m	dBuV/m	dB	dB	dB/m	dB	dB	cm	deg																																																																									
1	2412.00	95.94	-----	-----	87.90	32.31	7.81	32.08	370	22	PEAK_74																																																																							
Avg	<p style="text-align: right;">Date: 2024-06-12</p> <table border="1"> <thead> <tr> <th>Limit</th> <th>Margin</th> <th>Read</th> <th>Ant</th> <th>Cable</th> <th>Preamp</th> <th>APos</th> <th>TPos</th> <th>Remark</th> </tr> <tr> <th>Freq</th> <th>Level</th> <th>Line</th> <th>(dB)</th> <th>Level</th> <th>Factor</th> <th>Loss</th> <th>Factor</th> <th></th> </tr> <tr> <th>MHz</th> <th>dBuV/m</th> <th>dBuV/m</th> <th>dB</th> <th>dB</th> <th>dB/m</th> <th>dB</th> <th>dB</th> <th>cm</th> <th>deg</th> </tr> </thead> <tbody> <tr> <td>1</td> <td>2389.69</td> <td>38.69</td> <td>54.00</td> <td>-15.31</td> <td>30.75</td> <td>32.26</td> <td>7.76</td> <td>32.08</td> <td>370</td> <td>22</td> <td>AVERAGE</td> </tr> </tbody> </table>	Limit	Margin	Read	Ant	Cable	Preamp	APos	TPos	Remark	Freq	Level	Line	(dB)	Level	Factor	Loss	Factor		MHz	dBuV/m	dBuV/m	dB	dB	dB/m	dB	dB	cm	deg	1	2389.69	38.69	54.00	-15.31	30.75	32.26	7.76	32.08	370	22	AVERAGE	<p style="text-align: right;">Date: 2024-06-12</p> <table border="1"> <thead> <tr> <th>Limit</th> <th>Margin</th> <th>Read</th> <th>Ant</th> <th>Cable</th> <th>Preamp</th> <th>APos</th> <th>TPos</th> <th>Remark</th> </tr> <tr> <th>Freq</th> <th>Level</th> <th>Line</th> <th>(dB)</th> <th>Level</th> <th>Factor</th> <th>Loss</th> <th>Factor</th> <th></th> </tr> <tr> <th>MHz</th> <th>dBuV/m</th> <th>dBuV/m</th> <th>dB</th> <th>dB</th> <th>dB/m</th> <th>dB</th> <th>dB</th> <th>cm</th> <th>deg</th> </tr> </thead> <tbody> <tr> <td>1</td> <td>2412.00</td> <td>93.46</td> <td>-----</td> <td>-----</td> <td>85.42</td> <td>32.31</td> <td>7.81</td> <td>32.08</td> <td>370</td> <td>22</td> <td>AVERAGE_54</td> </tr> </tbody> </table>	Limit	Margin	Read	Ant	Cable	Preamp	APos	TPos	Remark	Freq	Level	Line	(dB)	Level	Factor	Loss	Factor		MHz	dBuV/m	dBuV/m	dB	dB	dB/m	dB	dB	cm	deg	1	2412.00	93.46	-----	-----	85.42	32.31	7.81	32.08	370	22	AVERAGE_54
	Limit	Margin	Read	Ant	Cable	Preamp	APos	TPos	Remark																																																																									
Freq	Level	Line	(dB)	Level	Factor	Loss	Factor																																																																											
MHz	dBuV/m	dBuV/m	dB	dB	dB/m	dB	dB	cm	deg																																																																									
1	2389.69	38.69	54.00	-15.31	30.75	32.26	7.76	32.08	370	22	AVERAGE																																																																							
Limit	Margin	Read	Ant	Cable	Preamp	APos	TPos	Remark																																																																										
Freq	Level	Line	(dB)	Level	Factor	Loss	Factor																																																																											
MHz	dBuV/m	dBuV/m	dB	dB	dB/m	dB	dB	cm	deg																																																																									
1	2412.00	93.46	-----	-----	85.42	32.31	7.81	32.08	370	22	AVERAGE_54																																																																							



Mode	1																																																																						
	Harmonic																																																																						
	2400-2483.5_802.11b_CH01_2412MHz																																																																						
ANT	SISO																																																																						
Pol.	Horizontal	Vertical																																																																					
Peak Avg	<p>Date: 2024-06-13</p>	<p>Date: 2024-06-13</p>																																																																					
	<table border="1"> <thead> <tr> <th>Limit</th> <th>Read</th> <th>Ant</th> <th>Cable</th> <th>Preamp</th> <th>Apos</th> <th>TPos</th> <th>Remark</th> </tr> <tr> <th>Freq</th> <th>Level</th> <th>Line Margin</th> <th>Level Factor</th> <th>Loss Factor</th> <th></th> <th></th> <th></th> </tr> <tr> <th>MHz</th> <th>dBuV/m</th> <th>dBuV/m</th> <th>dB</th> <th>dBuV</th> <th>dB/m</th> <th>dB</th> <th>cm</th> <th>deg</th> </tr> </thead> <tbody> <tr> <td>1</td> <td>4824.00</td> <td>45.43</td> <td>74.00</td> <td>-28.57</td> <td>51.09</td> <td>34.83</td> <td>11.08</td> <td>51.57</td> <td>-- -- Peak</td> </tr> </tbody> </table>	Limit	Read	Ant	Cable	Preamp	Apos	TPos	Remark	Freq	Level	Line Margin	Level Factor	Loss Factor				MHz	dBuV/m	dBuV/m	dB	dBuV	dB/m	dB	cm	deg	1	4824.00	45.43	74.00	-28.57	51.09	34.83	11.08	51.57	-- -- Peak	<table border="1"> <thead> <tr> <th>Limit</th> <th>Read</th> <th>Ant</th> <th>Cable</th> <th>Preamp</th> <th>Apos</th> <th>TPos</th> <th>Remark</th> </tr> <tr> <th>Freq</th> <th>Level</th> <th>Line Margin</th> <th>Level Factor</th> <th>Loss Factor</th> <th></th> <th></th> <th></th> </tr> <tr> <th>MHz</th> <th>dBuV/m</th> <th>dBuV/m</th> <th>dB</th> <th>dBuV</th> <th>dB/m</th> <th>dB</th> <th>cm</th> <th>deg</th> </tr> </thead> <tbody> <tr> <td>1</td> <td>4824.00</td> <td>45.98</td> <td>74.00</td> <td>-28.02</td> <td>51.64</td> <td>34.83</td> <td>11.08</td> <td>51.57</td> <td>-- -- Peak</td> </tr> </tbody> </table>	Limit	Read	Ant	Cable	Preamp	Apos	TPos	Remark	Freq	Level	Line Margin	Level Factor	Loss Factor				MHz	dBuV/m	dBuV/m	dB	dBuV	dB/m	dB	cm	deg	1	4824.00	45.98	74.00	-28.02	51.64	34.83	11.08	51.57
Limit	Read	Ant	Cable	Preamp	Apos	TPos	Remark																																																																
Freq	Level	Line Margin	Level Factor	Loss Factor																																																																			
MHz	dBuV/m	dBuV/m	dB	dBuV	dB/m	dB	cm	deg																																																															
1	4824.00	45.43	74.00	-28.57	51.09	34.83	11.08	51.57	-- -- Peak																																																														
Limit	Read	Ant	Cable	Preamp	Apos	TPos	Remark																																																																
Freq	Level	Line Margin	Level Factor	Loss Factor																																																																			
MHz	dBuV/m	dBuV/m	dB	dBuV	dB/m	dB	cm	deg																																																															
1	4824.00	45.98	74.00	-28.02	51.64	34.83	11.08	51.57	-- -- Peak																																																														



Mode	2																																																																																																
	Harmonic																																																																																																
	2400-2483.5_802.11b_CH06_2437MHz																																																																																																
ANT	SISO																																																																																																
Pol.	Horizontal	Vertical																																																																																															
Peak Avg	<p>Date: 2024-06-13</p>	<p>Date: 2024-06-13</p>																																																																																															
	<table border="1"> <thead> <tr> <th></th> <th>Limit</th> <th>Read</th> <th>Ant</th> <th>Cable</th> <th>Preamp</th> <th>APos</th> <th>TPos</th> <th></th> </tr> <tr> <th>Freq</th> <th>Level</th> <th>Line Margin</th> <th>Level</th> <th>Factor</th> <th>Loss Factor</th> <th></th> <th></th> <th>Remark</th> </tr> <tr> <th></th> <th>MHz</th> <th>dBuV/m</th> <th>dBuV/m</th> <th>dB</th> <th>dBuV</th> <th>dB/m</th> <th>dB</th> <th>cm</th> <th>deg</th> </tr> </thead> <tbody> <tr> <td>1</td> <td>4874.00</td> <td>45.41</td> <td>74.00</td> <td>-28.59</td> <td>51.01</td> <td>34.85</td> <td>11.10</td> <td>51.55</td> <td>-- -- Peak</td> </tr> <tr> <td>2</td> <td>7311.00</td> <td>48.15</td> <td>74.00</td> <td>-25.85</td> <td>49.91</td> <td>36.32</td> <td>13.08</td> <td>51.16</td> <td>-- -- Peak</td> </tr> </tbody> </table>		Limit	Read	Ant	Cable	Preamp	APos	TPos		Freq	Level	Line Margin	Level	Factor	Loss Factor			Remark		MHz	dBuV/m	dBuV/m	dB	dBuV	dB/m	dB	cm	deg	1	4874.00	45.41	74.00	-28.59	51.01	34.85	11.10	51.55	-- -- Peak	2	7311.00	48.15	74.00	-25.85	49.91	36.32	13.08	51.16	-- -- Peak	<table border="1"> <thead> <tr> <th></th> <th>Limit</th> <th>Read</th> <th>Ant</th> <th>Cable</th> <th>Preamp</th> <th>APos</th> <th>TPos</th> <th></th> </tr> <tr> <th>Freq</th> <th>Level</th> <th>Line Margin</th> <th>Level</th> <th>Factor</th> <th>Loss Factor</th> <th></th> <th></th> <th>Remark</th> </tr> <tr> <th></th> <th>MHz</th> <th>dBuV/m</th> <th>dBuV/m</th> <th>dB</th> <th>dBuV</th> <th>dB/m</th> <th>dB</th> <th>cm</th> <th>deg</th> </tr> </thead> <tbody> <tr> <td>1</td> <td>4874.00</td> <td>44.95</td> <td>74.00</td> <td>-29.05</td> <td>50.55</td> <td>34.85</td> <td>11.10</td> <td>51.55</td> <td>-- -- Peak</td> </tr> <tr> <td>2</td> <td>7311.00</td> <td>47.84</td> <td>74.00</td> <td>-26.16</td> <td>49.60</td> <td>36.32</td> <td>13.08</td> <td>51.16</td> <td>-- -- Peak</td> </tr> </tbody> </table>		Limit	Read	Ant	Cable	Preamp	APos	TPos		Freq	Level	Line Margin	Level	Factor	Loss Factor			Remark		MHz	dBuV/m	dBuV/m	dB	dBuV	dB/m	dB	cm	deg	1	4874.00	44.95	74.00	-29.05	50.55	34.85	11.10	51.55	-- -- Peak	2	7311.00	47.84	74.00	-26.16	49.60	36.32	13.08	51.16
	Limit	Read	Ant	Cable	Preamp	APos	TPos																																																																																										
Freq	Level	Line Margin	Level	Factor	Loss Factor			Remark																																																																																									
	MHz	dBuV/m	dBuV/m	dB	dBuV	dB/m	dB	cm	deg																																																																																								
1	4874.00	45.41	74.00	-28.59	51.01	34.85	11.10	51.55	-- -- Peak																																																																																								
2	7311.00	48.15	74.00	-25.85	49.91	36.32	13.08	51.16	-- -- Peak																																																																																								
	Limit	Read	Ant	Cable	Preamp	APos	TPos																																																																																										
Freq	Level	Line Margin	Level	Factor	Loss Factor			Remark																																																																																									
	MHz	dBuV/m	dBuV/m	dB	dBuV	dB/m	dB	cm	deg																																																																																								
1	4874.00	44.95	74.00	-29.05	50.55	34.85	11.10	51.55	-- -- Peak																																																																																								
2	7311.00	47.84	74.00	-26.16	49.60	36.32	13.08	51.16	-- -- Peak																																																																																								



		3																																																																														
Mode	Band Edge																																																																															
	2400-2483.5_802.11b_CH11_2462MHz																																																																															
ANT	SISO																																																																															
Pol.	Horizontal	Fundamental																																																																														
Peak	<p style="text-align: right;">Date: 2024-06-13</p> <table border="1"> <thead> <tr> <th>Limit</th> <th>Margin</th> <th>Read</th> <th>Ant</th> <th>Cable</th> <th>Preamp</th> <th>APos</th> <th>TPos</th> <th>Remark</th> </tr> <tr> <th>Freq</th> <th>Level</th> <th>Line</th> <th>(dB)</th> <th>Level</th> <th>Factor</th> <th>Loss</th> <th>Factor</th> <th></th> </tr> <tr> <th>MHz</th> <th>dBuV/m</th> <th>dBuV/m</th> <th>dB</th> <th>dB/m</th> <th>dB</th> <th>dB</th> <th>cm</th> <th>deg</th> </tr> </thead> <tbody> <tr> <td>1</td> <td>2483.51</td> <td>51.27</td> <td>74.00</td> <td>-22.73</td> <td>43.03</td> <td>32.46</td> <td>7.88</td> <td>32.10</td> <td>374</td> <td>92</td> <td>PEAK</td> </tr> </tbody> </table>	Limit	Margin	Read	Ant	Cable	Preamp	APos	TPos	Remark	Freq	Level	Line	(dB)	Level	Factor	Loss	Factor		MHz	dBuV/m	dBuV/m	dB	dB/m	dB	dB	cm	deg	1	2483.51	51.27	74.00	-22.73	43.03	32.46	7.88	32.10	374	92	PEAK	<p style="text-align: right;">Date: 2024-06-13</p> <table border="1"> <thead> <tr> <th>Limit</th> <th>Margin</th> <th>Read</th> <th>Ant</th> <th>Cable</th> <th>Preamp</th> <th>APos</th> <th>TPos</th> <th>Remark</th> </tr> <tr> <th>Freq</th> <th>Level</th> <th>Line</th> <th>(dB)</th> <th>Level</th> <th>Factor</th> <th>Loss</th> <th>Factor</th> <th></th> </tr> <tr> <th>MHz</th> <th>dBuV/m</th> <th>dBuV/m</th> <th>dB</th> <th>dB/m</th> <th>dB</th> <th>dB</th> <th>cm</th> <th>deg</th> </tr> </thead> <tbody> <tr> <td>1</td> <td>2462.00</td> <td>100.38</td> <td>-----</td> <td>-----</td> <td>92.19</td> <td>32.42</td> <td>7.86</td> <td>32.09</td> <td>374</td> <td>92</td> <td>PEAK</td> </tr> </tbody> </table>	Limit	Margin	Read	Ant	Cable	Preamp	APos	TPos	Remark	Freq	Level	Line	(dB)	Level	Factor	Loss	Factor		MHz	dBuV/m	dBuV/m	dB	dB/m	dB	dB	cm	deg	1	2462.00	100.38	-----	-----	92.19	32.42	7.86	32.09	374	92	PEAK
	Limit	Margin	Read	Ant	Cable	Preamp	APos	TPos	Remark																																																																							
Freq	Level	Line	(dB)	Level	Factor	Loss	Factor																																																																									
MHz	dBuV/m	dBuV/m	dB	dB/m	dB	dB	cm	deg																																																																								
1	2483.51	51.27	74.00	-22.73	43.03	32.46	7.88	32.10	374	92	PEAK																																																																					
Limit	Margin	Read	Ant	Cable	Preamp	APos	TPos	Remark																																																																								
Freq	Level	Line	(dB)	Level	Factor	Loss	Factor																																																																									
MHz	dBuV/m	dBuV/m	dB	dB/m	dB	dB	cm	deg																																																																								
1	2462.00	100.38	-----	-----	92.19	32.42	7.86	32.09	374	92	PEAK																																																																					
Avg	<p style="text-align: right;">Date: 2024-06-13</p> <table border="1"> <thead> <tr> <th>Limit</th> <th>Margin</th> <th>Read</th> <th>Ant</th> <th>Cable</th> <th>Preamp</th> <th>APos</th> <th>TPos</th> <th>Remark</th> </tr> <tr> <th>Freq</th> <th>Level</th> <th>Line</th> <th>(dB)</th> <th>Level</th> <th>Factor</th> <th>Loss</th> <th>Factor</th> <th></th> </tr> <tr> <th>MHz</th> <th>dBuV/m</th> <th>dBuV/m</th> <th>dB</th> <th>dB/m</th> <th>dB</th> <th>dB</th> <th>cm</th> <th>deg</th> </tr> </thead> <tbody> <tr> <td>1</td> <td>2483.51</td> <td>43.11</td> <td>54.00</td> <td>-10.89</td> <td>34.87</td> <td>32.46</td> <td>7.88</td> <td>32.10</td> <td>374</td> <td>92</td> <td>AVERAGE</td> </tr> </tbody> </table>	Limit	Margin	Read	Ant	Cable	Preamp	APos	TPos	Remark	Freq	Level	Line	(dB)	Level	Factor	Loss	Factor		MHz	dBuV/m	dBuV/m	dB	dB/m	dB	dB	cm	deg	1	2483.51	43.11	54.00	-10.89	34.87	32.46	7.88	32.10	374	92	AVERAGE	<p style="text-align: right;">Date: 2024-06-13</p> <table border="1"> <thead> <tr> <th>Limit</th> <th>Margin</th> <th>Read</th> <th>Ant</th> <th>Cable</th> <th>Preamp</th> <th>APos</th> <th>TPos</th> <th>Remark</th> </tr> <tr> <th>Freq</th> <th>Level</th> <th>Line</th> <th>(dB)</th> <th>Level</th> <th>Factor</th> <th>Loss</th> <th>Factor</th> <th></th> </tr> <tr> <th>MHz</th> <th>dBuV/m</th> <th>dBuV/m</th> <th>dB</th> <th>dB/m</th> <th>dB</th> <th>dB</th> <th>cm</th> <th>deg</th> </tr> </thead> <tbody> <tr> <td>1</td> <td>2462.00</td> <td>98.13</td> <td>-----</td> <td>-----</td> <td>89.94</td> <td>32.42</td> <td>7.86</td> <td>32.09</td> <td>374</td> <td>92</td> <td>AVERAGE</td> </tr> </tbody> </table>	Limit	Margin	Read	Ant	Cable	Preamp	APos	TPos	Remark	Freq	Level	Line	(dB)	Level	Factor	Loss	Factor		MHz	dBuV/m	dBuV/m	dB	dB/m	dB	dB	cm	deg	1	2462.00	98.13	-----	-----	89.94	32.42	7.86	32.09	374	92	AVERAGE
	Limit	Margin	Read	Ant	Cable	Preamp	APos	TPos	Remark																																																																							
Freq	Level	Line	(dB)	Level	Factor	Loss	Factor																																																																									
MHz	dBuV/m	dBuV/m	dB	dB/m	dB	dB	cm	deg																																																																								
1	2483.51	43.11	54.00	-10.89	34.87	32.46	7.88	32.10	374	92	AVERAGE																																																																					
Limit	Margin	Read	Ant	Cable	Preamp	APos	TPos	Remark																																																																								
Freq	Level	Line	(dB)	Level	Factor	Loss	Factor																																																																									
MHz	dBuV/m	dBuV/m	dB	dB/m	dB	dB	cm	deg																																																																								
1	2462.00	98.13	-----	-----	89.94	32.42	7.86	32.09	374	92	AVERAGE																																																																					



Mode	3																																																																															
	Band Edge																																																																															
	2400-2483.5_802.11b_CH11_2462MHz																																																																															
ANT	SISO																																																																															
Pol.	Vertical	Fundamental																																																																														
Peak	<p style="text-align: right;">Date: 2024-06-13</p> <table border="1"> <thead> <tr> <th>Limit</th> <th>Margin</th> <th>Read</th> <th>Ant</th> <th>Cable</th> <th>Preamp</th> <th>APos</th> <th>TPos</th> <th>Remark</th> </tr> <tr> <th>Freq</th> <th>Level</th> <th>Line</th> <th>(dB)</th> <th>Level</th> <th>Factor</th> <th>Loss</th> <th>Factor</th> <th></th> </tr> <tr> <th>MHz</th> <th>dBuV/m</th> <th>dBuV/m</th> <th>dBuV</th> <th>dB/m</th> <th>dB</th> <th>dB</th> <th>cm</th> <th>deg</th> </tr> </thead> <tbody> <tr> <td>1</td> <td>2486.59</td> <td>50.10</td> <td>74.00</td> <td>-23.90</td> <td>41.85</td> <td>32.47</td> <td>7.88</td> <td>32.10</td> <td>360</td> <td>26</td> <td>PEAK</td> </tr> </tbody> </table>	Limit	Margin	Read	Ant	Cable	Preamp	APos	TPos	Remark	Freq	Level	Line	(dB)	Level	Factor	Loss	Factor		MHz	dBuV/m	dBuV/m	dBuV	dB/m	dB	dB	cm	deg	1	2486.59	50.10	74.00	-23.90	41.85	32.47	7.88	32.10	360	26	PEAK	<p style="text-align: right;">Date: 2024-06-13</p> <table border="1"> <thead> <tr> <th>Limit</th> <th>Margin</th> <th>Read</th> <th>Ant</th> <th>Cable</th> <th>Preamp</th> <th>APos</th> <th>TPos</th> <th>Remark</th> </tr> <tr> <th>Freq</th> <th>Level</th> <th>Line</th> <th>(dB)</th> <th>Level</th> <th>Factor</th> <th>Loss</th> <th>Factor</th> <th></th> </tr> <tr> <th>MHz</th> <th>dBuV/m</th> <th>dBuV/m</th> <th>dBuV</th> <th>dB/m</th> <th>dB</th> <th>dB</th> <th>cm</th> <th>deg</th> </tr> </thead> <tbody> <tr> <td>1</td> <td>2462.00</td> <td>95.49</td> <td>-----</td> <td>-----</td> <td>87.30</td> <td>32.42</td> <td>7.86</td> <td>32.09</td> <td>360</td> <td>26</td> <td>PEAK</td> </tr> </tbody> </table>	Limit	Margin	Read	Ant	Cable	Preamp	APos	TPos	Remark	Freq	Level	Line	(dB)	Level	Factor	Loss	Factor		MHz	dBuV/m	dBuV/m	dBuV	dB/m	dB	dB	cm	deg	1	2462.00	95.49	-----	-----	87.30	32.42	7.86	32.09	360	26	PEAK
	Limit	Margin	Read	Ant	Cable	Preamp	APos	TPos	Remark																																																																							
Freq	Level	Line	(dB)	Level	Factor	Loss	Factor																																																																									
MHz	dBuV/m	dBuV/m	dBuV	dB/m	dB	dB	cm	deg																																																																								
1	2486.59	50.10	74.00	-23.90	41.85	32.47	7.88	32.10	360	26	PEAK																																																																					
Limit	Margin	Read	Ant	Cable	Preamp	APos	TPos	Remark																																																																								
Freq	Level	Line	(dB)	Level	Factor	Loss	Factor																																																																									
MHz	dBuV/m	dBuV/m	dBuV	dB/m	dB	dB	cm	deg																																																																								
1	2462.00	95.49	-----	-----	87.30	32.42	7.86	32.09	360	26	PEAK																																																																					
Avg	<p style="text-align: right;">Date: 2024-06-13</p> <table border="1"> <thead> <tr> <th>Limit</th> <th>Margin</th> <th>Read</th> <th>Ant</th> <th>Cable</th> <th>Preamp</th> <th>APos</th> <th>TPos</th> <th>Remark</th> </tr> <tr> <th>Freq</th> <th>Level</th> <th>Line</th> <th>(dB)</th> <th>Level</th> <th>Factor</th> <th>Loss</th> <th>Factor</th> <th></th> </tr> <tr> <th>MHz</th> <th>dBuV/m</th> <th>dBuV/m</th> <th>dBuV</th> <th>dB/m</th> <th>dB</th> <th>dB</th> <th>cm</th> <th>deg</th> </tr> </thead> <tbody> <tr> <td>1</td> <td>2483.55</td> <td>40.16</td> <td>54.00</td> <td>-13.84</td> <td>31.92</td> <td>32.46</td> <td>7.88</td> <td>32.10</td> <td>360</td> <td>26</td> <td>AVERAGE</td> </tr> </tbody> </table>	Limit	Margin	Read	Ant	Cable	Preamp	APos	TPos	Remark	Freq	Level	Line	(dB)	Level	Factor	Loss	Factor		MHz	dBuV/m	dBuV/m	dBuV	dB/m	dB	dB	cm	deg	1	2483.55	40.16	54.00	-13.84	31.92	32.46	7.88	32.10	360	26	AVERAGE	<p style="text-align: right;">Date: 2024-06-13</p> <table border="1"> <thead> <tr> <th>Limit</th> <th>Margin</th> <th>Read</th> <th>Ant</th> <th>Cable</th> <th>Preamp</th> <th>APos</th> <th>TPos</th> <th>Remark</th> </tr> <tr> <th>Freq</th> <th>Level</th> <th>Line</th> <th>(dB)</th> <th>Level</th> <th>Factor</th> <th>Loss</th> <th>Factor</th> <th></th> </tr> <tr> <th>MHz</th> <th>dBuV/m</th> <th>dBuV/m</th> <th>dBuV</th> <th>dB/m</th> <th>dB</th> <th>dB</th> <th>cm</th> <th>deg</th> </tr> </thead> <tbody> <tr> <td>1</td> <td>2462.00</td> <td>93.23</td> <td>-----</td> <td>-----</td> <td>85.04</td> <td>32.42</td> <td>7.86</td> <td>32.09</td> <td>360</td> <td>26</td> <td>AVERAGE</td> </tr> </tbody> </table>	Limit	Margin	Read	Ant	Cable	Preamp	APos	TPos	Remark	Freq	Level	Line	(dB)	Level	Factor	Loss	Factor		MHz	dBuV/m	dBuV/m	dBuV	dB/m	dB	dB	cm	deg	1	2462.00	93.23	-----	-----	85.04	32.42	7.86	32.09	360	26	AVERAGE
Limit	Margin	Read	Ant	Cable	Preamp	APos	TPos	Remark																																																																								
Freq	Level	Line	(dB)	Level	Factor	Loss	Factor																																																																									
MHz	dBuV/m	dBuV/m	dBuV	dB/m	dB	dB	cm	deg																																																																								
1	2483.55	40.16	54.00	-13.84	31.92	32.46	7.88	32.10	360	26	AVERAGE																																																																					
Limit	Margin	Read	Ant	Cable	Preamp	APos	TPos	Remark																																																																								
Freq	Level	Line	(dB)	Level	Factor	Loss	Factor																																																																									
MHz	dBuV/m	dBuV/m	dBuV	dB/m	dB	dB	cm	deg																																																																								
1	2462.00	93.23	-----	-----	85.04	32.42	7.86	32.09	360	26	AVERAGE																																																																					



Mode	3																																																																																																			
	Harmonic																																																																																																			
	2400-2483.5_802.11b_CH11_2462MHz																																																																																																			
ANT	SISO																																																																																																			
Pol.	Horizontal	Vertical																																																																																																		
Peak Avg	<p>Date: 2024-06-13</p> <table border="1"> <thead> <tr> <th>Limit</th> <th>Read</th> <th>Ant</th> <th>Cable</th> <th>Preamp</th> <th>APos</th> <th>TPos</th> <th>Remark</th> </tr> <tr> <th>Freq</th> <th>Level</th> <th>Line Margin</th> <th>Level</th> <th>Factor</th> <th>Loss Factor</th> <th></th> <th></th> </tr> <tr> <th>MHz</th> <th>dBuV/m</th> <th>dBuV/m</th> <th>dB</th> <th>dBuV</th> <th>dB/m</th> <th>dB</th> <th>cm</th> <th>deg</th> </tr> </thead> <tbody> <tr> <td>1</td> <td>4924.00</td> <td>45.25</td> <td>74.00</td> <td>-28.75</td> <td>50.79</td> <td>34.87</td> <td>11.12</td> <td>51.53</td> <td>--</td> <td>--</td> <td>Peak</td> </tr> <tr> <td>2</td> <td>7386.00</td> <td>47.81</td> <td>74.00</td> <td>-26.19</td> <td>49.51</td> <td>36.35</td> <td>13.13</td> <td>51.18</td> <td>--</td> <td>--</td> <td>Peak</td> </tr> </tbody> </table>	Limit	Read	Ant	Cable	Preamp	APos	TPos	Remark	Freq	Level	Line Margin	Level	Factor	Loss Factor			MHz	dBuV/m	dBuV/m	dB	dBuV	dB/m	dB	cm	deg	1	4924.00	45.25	74.00	-28.75	50.79	34.87	11.12	51.53	--	--	Peak	2	7386.00	47.81	74.00	-26.19	49.51	36.35	13.13	51.18	--	--	Peak	<p>Date: 2024-06-13</p> <table border="1"> <thead> <tr> <th>Limit</th> <th>Read</th> <th>Ant</th> <th>Cable</th> <th>Preamp</th> <th>APos</th> <th>TPos</th> <th>Remark</th> </tr> <tr> <th>Freq</th> <th>Level</th> <th>Line Margin</th> <th>Level</th> <th>Factor</th> <th>Loss Factor</th> <th></th> <th></th> </tr> <tr> <th>MHz</th> <th>dBuV/m</th> <th>dBuV/m</th> <th>dB</th> <th>dBuV</th> <th>dB/m</th> <th>dB</th> <th>cm</th> <th>deg</th> </tr> </thead> <tbody> <tr> <td>1</td> <td>4924.00</td> <td>45.55</td> <td>74.00</td> <td>-28.45</td> <td>51.09</td> <td>34.87</td> <td>11.12</td> <td>51.53</td> <td>--</td> <td>--</td> <td>Peak</td> </tr> <tr> <td>2</td> <td>7386.00</td> <td>47.02</td> <td>74.00</td> <td>-26.98</td> <td>48.72</td> <td>36.35</td> <td>13.13</td> <td>51.18</td> <td>--</td> <td>--</td> <td>Peak</td> </tr> </tbody> </table>	Limit	Read	Ant	Cable	Preamp	APos	TPos	Remark	Freq	Level	Line Margin	Level	Factor	Loss Factor			MHz	dBuV/m	dBuV/m	dB	dBuV	dB/m	dB	cm	deg	1	4924.00	45.55	74.00	-28.45	51.09	34.87	11.12	51.53	--	--	Peak	2	7386.00	47.02	74.00	-26.98	48.72	36.35	13.13	51.18	--	--	Peak
	Limit	Read	Ant	Cable	Preamp	APos	TPos	Remark																																																																																												
Freq	Level	Line Margin	Level	Factor	Loss Factor																																																																																															
MHz	dBuV/m	dBuV/m	dB	dBuV	dB/m	dB	cm	deg																																																																																												
1	4924.00	45.25	74.00	-28.75	50.79	34.87	11.12	51.53	--	--	Peak																																																																																									
2	7386.00	47.81	74.00	-26.19	49.51	36.35	13.13	51.18	--	--	Peak																																																																																									
Limit	Read	Ant	Cable	Preamp	APos	TPos	Remark																																																																																													
Freq	Level	Line Margin	Level	Factor	Loss Factor																																																																																															
MHz	dBuV/m	dBuV/m	dB	dBuV	dB/m	dB	cm	deg																																																																																												
1	4924.00	45.55	74.00	-28.45	51.09	34.87	11.12	51.53	--	--	Peak																																																																																									
2	7386.00	47.02	74.00	-26.98	48.72	36.35	13.13	51.18	--	--	Peak																																																																																									



Mode	4																																																																						
	Harmonic																																																																						
	2400-2483.5_802.11g_CH01_2412MHz																																																																						
ANT	SISO																																																																						
Pol.	Horizontal	Vertical																																																																					
Peak Avg																																																																							
	<table border="1"> <thead> <tr> <th>Limit</th> <th>Read</th> <th>Ant</th> <th>Cable</th> <th>Preamp</th> <th>Apos</th> <th>TPos</th> <th>Remark</th> </tr> <tr> <th>Freq</th> <th>Level</th> <th>Line Margin</th> <th>Level Factor</th> <th>Loss Factor</th> <th></th> <th></th> <th></th> </tr> <tr> <th>MHz</th> <th>dBuV/m</th> <th>dBuV/m</th> <th>dB</th> <th>dBuV</th> <th>dB/m</th> <th>dB</th> <th>cm</th> <th>deg</th> </tr> </thead> <tbody> <tr> <td>1 4824.00</td> <td>44.71</td> <td>74.00</td> <td>-29.29</td> <td>50.37</td> <td>34.83</td> <td>11.08</td> <td>51.57</td> <td>--</td> <td>-- Peak</td> </tr> </tbody> </table>	Limit	Read	Ant	Cable	Preamp	Apos	TPos	Remark	Freq	Level	Line Margin	Level Factor	Loss Factor				MHz	dBuV/m	dBuV/m	dB	dBuV	dB/m	dB	cm	deg	1 4824.00	44.71	74.00	-29.29	50.37	34.83	11.08	51.57	--	-- Peak	<table border="1"> <thead> <tr> <th>Limit</th> <th>Read</th> <th>Ant</th> <th>Cable</th> <th>Preamp</th> <th>Apos</th> <th>TPos</th> <th>Remark</th> </tr> <tr> <th>Freq</th> <th>Level</th> <th>Line Margin</th> <th>Level Factor</th> <th>Loss Factor</th> <th></th> <th></th> <th></th> </tr> <tr> <th>MHz</th> <th>dBuV/m</th> <th>dBuV/m</th> <th>dB</th> <th>dBuV</th> <th>dB/m</th> <th>dB</th> <th>cm</th> <th>deg</th> </tr> </thead> <tbody> <tr> <td>1 4824.00</td> <td>45.30</td> <td>74.00</td> <td>-28.70</td> <td>50.96</td> <td>34.83</td> <td>11.08</td> <td>51.57</td> <td>--</td> <td>-- Peak</td> </tr> </tbody> </table>	Limit	Read	Ant	Cable	Preamp	Apos	TPos	Remark	Freq	Level	Line Margin	Level Factor	Loss Factor				MHz	dBuV/m	dBuV/m	dB	dBuV	dB/m	dB	cm	deg	1 4824.00	45.30	74.00	-28.70	50.96	34.83	11.08	51.57	--
Limit	Read	Ant	Cable	Preamp	Apos	TPos	Remark																																																																
Freq	Level	Line Margin	Level Factor	Loss Factor																																																																			
MHz	dBuV/m	dBuV/m	dB	dBuV	dB/m	dB	cm	deg																																																															
1 4824.00	44.71	74.00	-29.29	50.37	34.83	11.08	51.57	--	-- Peak																																																														
Limit	Read	Ant	Cable	Preamp	Apos	TPos	Remark																																																																
Freq	Level	Line Margin	Level Factor	Loss Factor																																																																			
MHz	dBuV/m	dBuV/m	dB	dBuV	dB/m	dB	cm	deg																																																															
1 4824.00	45.30	74.00	-28.70	50.96	34.83	11.08	51.57	--	-- Peak																																																														



Mode	5																																																																																																										
	Harmonic																																																																																																										
	2400-2483.5_802.11g_CH06_2437MHz																																																																																																										
ANT	SISO																																																																																																										
Pol.	Horizontal	Vertical																																																																																																									
Peak Avg	<p>Date: 2024-06-13</p>	<p>Date: 2024-06-13</p>																																																																																																									
	<table border="1"> <thead> <tr> <th></th> <th>Limit</th> <th>Read</th> <th>Ant</th> <th>Cable</th> <th>Preamp</th> <th>APos</th> <th>TPos</th> <th></th> </tr> <tr> <th>Freq</th> <th>Level</th> <th>Line Margin</th> <th>Level</th> <th>Factor</th> <th>Loss Factor</th> <th></th> <th></th> <th>Remark</th> </tr> <tr> <th></th> <th>MHz</th> <th>dBuV/m</th> <th>dBuV/m</th> <th>dB</th> <th>dBuV</th> <th>dB/m</th> <th>dB</th> <th>dB</th> <th>cm</th> <th>deg</th> </tr> </thead> <tbody> <tr> <td>1</td> <td>4874.00</td> <td>45.65</td> <td>74.00</td> <td>-28.35</td> <td>51.25</td> <td>34.85</td> <td>11.10</td> <td>51.55</td> <td>--</td> <td>--</td> <td>Peak</td> </tr> <tr> <td>2</td> <td>7311.00</td> <td>47.77</td> <td>74.00</td> <td>-26.23</td> <td>49.53</td> <td>36.32</td> <td>13.08</td> <td>51.16</td> <td>--</td> <td>--</td> <td>Peak</td> </tr> </tbody> </table>		Limit	Read	Ant	Cable	Preamp	APos	TPos		Freq	Level	Line Margin	Level	Factor	Loss Factor			Remark		MHz	dBuV/m	dBuV/m	dB	dBuV	dB/m	dB	dB	cm	deg	1	4874.00	45.65	74.00	-28.35	51.25	34.85	11.10	51.55	--	--	Peak	2	7311.00	47.77	74.00	-26.23	49.53	36.32	13.08	51.16	--	--	Peak	<table border="1"> <thead> <tr> <th></th> <th>Limit</th> <th>Read</th> <th>Ant</th> <th>Cable</th> <th>Preamp</th> <th>APos</th> <th>TPos</th> <th></th> </tr> <tr> <th>Freq</th> <th>Level</th> <th>Line Margin</th> <th>Level</th> <th>Factor</th> <th>Loss Factor</th> <th></th> <th></th> <th>Remark</th> </tr> <tr> <th></th> <th>MHz</th> <th>dBuV/m</th> <th>dBuV/m</th> <th>dB</th> <th>dBuV</th> <th>dB/m</th> <th>dB</th> <th>dB</th> <th>cm</th> <th>deg</th> </tr> </thead> <tbody> <tr> <td>1</td> <td>4874.00</td> <td>45.20</td> <td>74.00</td> <td>-28.80</td> <td>50.80</td> <td>34.85</td> <td>11.10</td> <td>51.55</td> <td>--</td> <td>--</td> <td>Peak</td> </tr> <tr> <td>2</td> <td>7311.00</td> <td>47.41</td> <td>74.00</td> <td>-26.59</td> <td>49.17</td> <td>36.32</td> <td>13.08</td> <td>51.16</td> <td>--</td> <td>--</td> <td>Peak</td> </tr> </tbody> </table>		Limit	Read	Ant	Cable	Preamp	APos	TPos		Freq	Level	Line Margin	Level	Factor	Loss Factor			Remark		MHz	dBuV/m	dBuV/m	dB	dBuV	dB/m	dB	dB	cm	deg	1	4874.00	45.20	74.00	-28.80	50.80	34.85	11.10	51.55	--	--	Peak	2	7311.00	47.41	74.00	-26.59	49.17	36.32	13.08	51.16	--	--
	Limit	Read	Ant	Cable	Preamp	APos	TPos																																																																																																				
Freq	Level	Line Margin	Level	Factor	Loss Factor			Remark																																																																																																			
	MHz	dBuV/m	dBuV/m	dB	dBuV	dB/m	dB	dB	cm	deg																																																																																																	
1	4874.00	45.65	74.00	-28.35	51.25	34.85	11.10	51.55	--	--	Peak																																																																																																
2	7311.00	47.77	74.00	-26.23	49.53	36.32	13.08	51.16	--	--	Peak																																																																																																
	Limit	Read	Ant	Cable	Preamp	APos	TPos																																																																																																				
Freq	Level	Line Margin	Level	Factor	Loss Factor			Remark																																																																																																			
	MHz	dBuV/m	dBuV/m	dB	dBuV	dB/m	dB	dB	cm	deg																																																																																																	
1	4874.00	45.20	74.00	-28.80	50.80	34.85	11.10	51.55	--	--	Peak																																																																																																
2	7311.00	47.41	74.00	-26.59	49.17	36.32	13.08	51.16	--	--	Peak																																																																																																

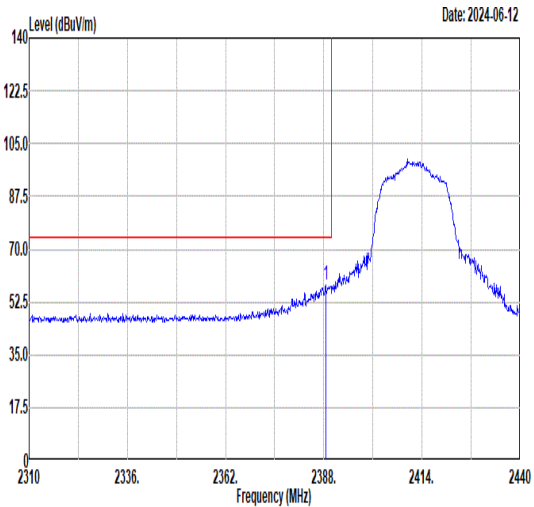
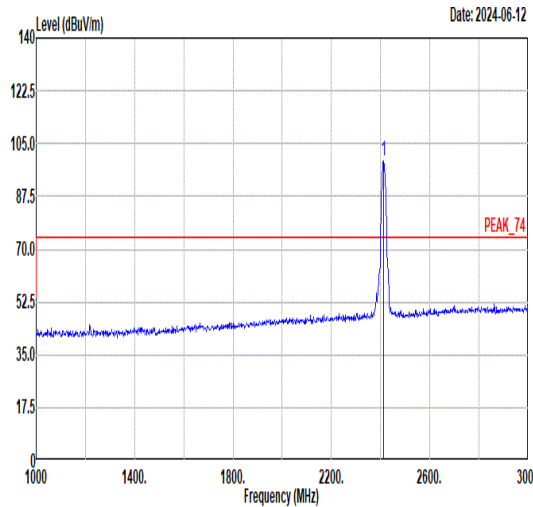
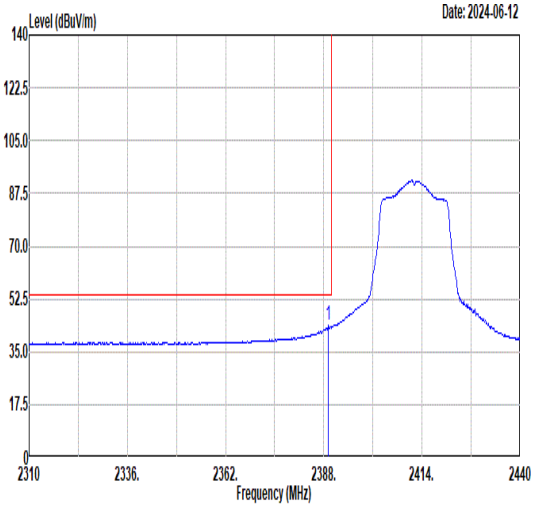
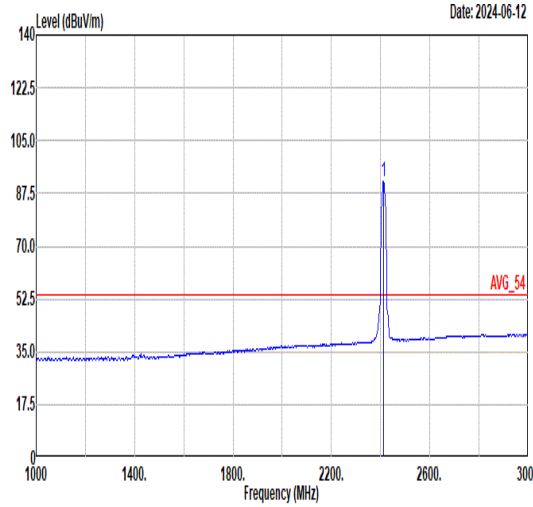


Mode	6																																																																																									
	Harmonic																																																																																									
	2400-2483.5_802.11g_CH11_2462MHz																																																																																									
ANT	SISO																																																																																									
Pol.	Horizontal	Vertical																																																																																								
Peak Avg	<table border="1"> <thead> <tr> <th>Freq</th> <th>Level</th> <th>Limit</th> <th>Line Margin</th> <th>Read Level</th> <th>Ant Factor</th> <th>Cable Loss</th> <th>Preamp Loss</th> <th>APos</th> <th>TPos</th> <th>Remark</th> </tr> <tr> <th>MHz</th> <th>dBuV/m</th> <th>dBuV/m</th> <th>dB</th> <th>dBuV</th> <th>dB/m</th> <th>dB</th> <th>dB</th> <th>cm</th> <th>deg</th> <th></th> </tr> </thead> <tbody> <tr> <td>1</td> <td>4924.00</td> <td>44.75</td> <td>74.00</td> <td>-29.25</td> <td>50.29</td> <td>34.87</td> <td>11.12</td> <td>51.53</td> <td>--</td> <td>-- Peak</td> </tr> <tr> <td>2</td> <td>7386.00</td> <td>47.98</td> <td>74.00</td> <td>-26.02</td> <td>49.68</td> <td>36.35</td> <td>13.13</td> <td>51.18</td> <td>--</td> <td>-- Peak</td> </tr> </tbody> </table>	Freq	Level	Limit	Line Margin	Read Level	Ant Factor	Cable Loss	Preamp Loss	APos	TPos	Remark	MHz	dBuV/m	dBuV/m	dB	dBuV	dB/m	dB	dB	cm	deg		1	4924.00	44.75	74.00	-29.25	50.29	34.87	11.12	51.53	--	-- Peak	2	7386.00	47.98	74.00	-26.02	49.68	36.35	13.13	51.18	--	-- Peak	<table border="1"> <thead> <tr> <th>Freq</th> <th>Level</th> <th>Limit</th> <th>Line Margin</th> <th>Read Level</th> <th>Ant Factor</th> <th>Cable Loss</th> <th>Preamp Loss</th> <th>APos</th> <th>TPos</th> <th>Remark</th> </tr> <tr> <th>MHz</th> <th>dBuV/m</th> <th>dBuV/m</th> <th>dB</th> <th>dBuV</th> <th>dB/m</th> <th>dB</th> <th>dB</th> <th>cm</th> <th>deg</th> <th></th> </tr> </thead> <tbody> <tr> <td>1</td> <td>4924.00</td> <td>45.26</td> <td>74.00</td> <td>-28.74</td> <td>50.80</td> <td>34.87</td> <td>11.12</td> <td>51.53</td> <td>--</td> <td>-- Peak</td> </tr> <tr> <td>2</td> <td>7386.00</td> <td>46.77</td> <td>74.00</td> <td>-27.23</td> <td>48.47</td> <td>36.35</td> <td>13.13</td> <td>51.18</td> <td>--</td> <td>-- Peak</td> </tr> </tbody> </table>	Freq	Level	Limit	Line Margin	Read Level	Ant Factor	Cable Loss	Preamp Loss	APos	TPos	Remark	MHz	dBuV/m	dBuV/m	dB	dBuV	dB/m	dB	dB	cm	deg		1	4924.00	45.26	74.00	-28.74	50.80	34.87	11.12	51.53	--	-- Peak	2	7386.00	46.77	74.00	-27.23	48.47	36.35	13.13	51.18	--	-- Peak
	Freq	Level	Limit	Line Margin	Read Level	Ant Factor	Cable Loss	Preamp Loss	APos	TPos	Remark																																																																															
MHz	dBuV/m	dBuV/m	dB	dBuV	dB/m	dB	dB	cm	deg																																																																																	
1	4924.00	44.75	74.00	-29.25	50.29	34.87	11.12	51.53	--	-- Peak																																																																																
2	7386.00	47.98	74.00	-26.02	49.68	36.35	13.13	51.18	--	-- Peak																																																																																
Freq	Level	Limit	Line Margin	Read Level	Ant Factor	Cable Loss	Preamp Loss	APos	TPos	Remark																																																																																
MHz	dBuV/m	dBuV/m	dB	dBuV	dB/m	dB	dB	cm	deg																																																																																	
1	4924.00	45.26	74.00	-28.74	50.80	34.87	11.12	51.53	--	-- Peak																																																																																
2	7386.00	46.77	74.00	-27.23	48.47	36.35	13.13	51.18	--	-- Peak																																																																																



	7																																																																																	
Mode	Band Edge																																																																																	
	2400-2483.5_802.11n_HT20_CH01_2412MHz																																																																																	
ANT	SISO																																																																																	
Pol.	Horizontal	Fundamental																																																																																
Peak	<p style="text-align: right;">Date: 2024-06-12</p> <table border="1"> <thead> <tr> <th>Limit</th> <th>Margin</th> <th>Read</th> <th>Ant</th> <th>Cable</th> <th>Preamp</th> <th>APos</th> <th>TPos</th> <th>Remark</th> </tr> <tr> <th>Freq</th> <th>Level</th> <th>Line</th> <th>(dB)</th> <th>Level</th> <th>Factor</th> <th>Loss</th> <th>Factor</th> <th></th> </tr> <tr> <th>MHz</th> <th>dBuV/m</th> <th>dBuV/m</th> <th>dB</th> <th>dB</th> <th>dB/m</th> <th>dB</th> <th>dB</th> <th>cm</th> <th>deg</th> </tr> </thead> <tbody> <tr> <td>1</td> <td>2389.56</td> <td>63.78</td> <td>74.00</td> <td>-10.22</td> <td>55.84</td> <td>32.26</td> <td>7.76</td> <td>32.08</td> <td>350</td> <td>89</td> <td>PEAK</td> </tr> </tbody> </table>	Limit	Margin	Read	Ant	Cable	Preamp	APos	TPos	Remark	Freq	Level	Line	(dB)	Level	Factor	Loss	Factor		MHz	dBuV/m	dBuV/m	dB	dB	dB/m	dB	dB	cm	deg	1	2389.56	63.78	74.00	-10.22	55.84	32.26	7.76	32.08	350	89	PEAK	<p style="text-align: right;">Date: 2024-06-12</p> <table border="1"> <thead> <tr> <th>Limit</th> <th>Margin</th> <th>Read</th> <th>Ant</th> <th>Cable</th> <th>Preamp</th> <th>APos</th> <th>TPos</th> <th>Remark</th> </tr> <tr> <th>Freq</th> <th>Level</th> <th>Line</th> <th>(dB)</th> <th>Level</th> <th>Factor</th> <th>Loss</th> <th>Factor</th> <th></th> </tr> <tr> <th>MHz</th> <th>dBuV/m</th> <th>dBuV/m</th> <th>dB</th> <th>dB</th> <th>dB/m</th> <th>dB</th> <th>dB</th> <th>cm</th> <th>deg</th> </tr> </thead> <tbody> <tr> <td>1</td> <td>2412.00</td> <td>104.24</td> <td>-----</td> <td>-----</td> <td>96.20</td> <td>32.31</td> <td>7.81</td> <td>32.08</td> <td>350</td> <td>89</td> <td>PEAK_74</td> </tr> </tbody> </table>	Limit	Margin	Read	Ant	Cable	Preamp	APos	TPos	Remark	Freq	Level	Line	(dB)	Level	Factor	Loss	Factor		MHz	dBuV/m	dBuV/m	dB	dB	dB/m	dB	dB	cm	deg	1	2412.00	104.24	-----	-----	96.20	32.31	7.81	32.08	350	89	PEAK_74
	Limit	Margin	Read	Ant	Cable	Preamp	APos	TPos	Remark																																																																									
Freq	Level	Line	(dB)	Level	Factor	Loss	Factor																																																																											
MHz	dBuV/m	dBuV/m	dB	dB	dB/m	dB	dB	cm	deg																																																																									
1	2389.56	63.78	74.00	-10.22	55.84	32.26	7.76	32.08	350	89	PEAK																																																																							
Limit	Margin	Read	Ant	Cable	Preamp	APos	TPos	Remark																																																																										
Freq	Level	Line	(dB)	Level	Factor	Loss	Factor																																																																											
MHz	dBuV/m	dBuV/m	dB	dB	dB/m	dB	dB	cm	deg																																																																									
1	2412.00	104.24	-----	-----	96.20	32.31	7.81	32.08	350	89	PEAK_74																																																																							
Avg	<p style="text-align: right;">Date: 2024-06-12</p> <table border="1"> <thead> <tr> <th>Limit</th> <th>Margin</th> <th>Read</th> <th>Ant</th> <th>Cable</th> <th>Preamp</th> <th>APos</th> <th>TPos</th> <th>Remark</th> </tr> <tr> <th>Freq</th> <th>Level</th> <th>Line</th> <th>(dB)</th> <th>Level</th> <th>Factor</th> <th>Loss</th> <th>Factor</th> <th></th> </tr> <tr> <th>MHz</th> <th>dBuV/m</th> <th>dBuV/m</th> <th>dB</th> <th>dB</th> <th>dB/m</th> <th>dB</th> <th>dB</th> <th>cm</th> <th>deg</th> </tr> </thead> <tbody> <tr> <td>1</td> <td>2389.69</td> <td>47.74</td> <td>54.00</td> <td>-6.26</td> <td>39.80</td> <td>32.26</td> <td>7.76</td> <td>32.08</td> <td>350</td> <td>89</td> <td>AVERAGE</td> </tr> </tbody> </table>	Limit	Margin	Read	Ant	Cable	Preamp	APos	TPos	Remark	Freq	Level	Line	(dB)	Level	Factor	Loss	Factor		MHz	dBuV/m	dBuV/m	dB	dB	dB/m	dB	dB	cm	deg	1	2389.69	47.74	54.00	-6.26	39.80	32.26	7.76	32.08	350	89	AVERAGE	<p style="text-align: right;">Date: 2024-06-12</p> <table border="1"> <thead> <tr> <th>Limit</th> <th>Margin</th> <th>Read</th> <th>Ant</th> <th>Cable</th> <th>Preamp</th> <th>APos</th> <th>TPos</th> <th>Remark</th> </tr> <tr> <th>Freq</th> <th>Level</th> <th>Line</th> <th>(dB)</th> <th>Level</th> <th>Factor</th> <th>Loss</th> <th>Factor</th> <th></th> </tr> <tr> <th>MHz</th> <th>dBuV/m</th> <th>dBuV/m</th> <th>dB</th> <th>dB</th> <th>dB/m</th> <th>dB</th> <th>dB</th> <th>cm</th> <th>deg</th> </tr> </thead> <tbody> <tr> <td>1</td> <td>2412.00</td> <td>96.80</td> <td>-----</td> <td>-----</td> <td>88.76</td> <td>32.31</td> <td>7.81</td> <td>32.08</td> <td>350</td> <td>89</td> <td>AVERAGE</td> </tr> </tbody> </table>	Limit	Margin	Read	Ant	Cable	Preamp	APos	TPos	Remark	Freq	Level	Line	(dB)	Level	Factor	Loss	Factor		MHz	dBuV/m	dBuV/m	dB	dB	dB/m	dB	dB	cm	deg	1	2412.00	96.80	-----	-----	88.76	32.31	7.81	32.08	350	89	AVERAGE
	Limit	Margin	Read	Ant	Cable	Preamp	APos	TPos	Remark																																																																									
Freq	Level	Line	(dB)	Level	Factor	Loss	Factor																																																																											
MHz	dBuV/m	dBuV/m	dB	dB	dB/m	dB	dB	cm	deg																																																																									
1	2389.69	47.74	54.00	-6.26	39.80	32.26	7.76	32.08	350	89	AVERAGE																																																																							
Limit	Margin	Read	Ant	Cable	Preamp	APos	TPos	Remark																																																																										
Freq	Level	Line	(dB)	Level	Factor	Loss	Factor																																																																											
MHz	dBuV/m	dBuV/m	dB	dB	dB/m	dB	dB	cm	deg																																																																									
1	2412.00	96.80	-----	-----	88.76	32.31	7.81	32.08	350	89	AVERAGE																																																																							



		7																																																																														
Mode	Band Edge																																																																															
	2400-2483.5_802.11n_HT20_CH01_2412MHz																																																																															
ANT	SISO																																																																															
Pol.	Vertical	Fundamental																																																																														
Peak	 <p style="text-align: right;">Date: 2024-06-12</p> <table border="1"> <thead> <tr> <th>Limit</th> <th>Margin</th> <th>Read</th> <th>Ant</th> <th>Cable</th> <th>Preamp</th> <th>APos</th> <th>TPos</th> <th>Remark</th> </tr> <tr> <th>Freq</th> <th>Level</th> <th>Line</th> <th>(dB)</th> <th>Level</th> <th>Factor</th> <th>Loss</th> <th>Factor</th> <th></th> </tr> <tr> <th>MHz</th> <th>dBuV/m</th> <th>dBuV/m</th> <th>dBuV</th> <th>dB/m</th> <th>dB</th> <th>dB</th> <th>cm</th> <th>deg</th> </tr> </thead> <tbody> <tr> <td>1</td> <td>2388.52</td> <td>58.07</td> <td>74.00</td> <td>-15.93</td> <td>50.14</td> <td>32.25</td> <td>7.76</td> <td>32.08</td> <td>259</td> <td>36</td> <td>PEAK</td> </tr> </tbody> </table>	Limit	Margin	Read	Ant	Cable	Preamp	APos	TPos	Remark	Freq	Level	Line	(dB)	Level	Factor	Loss	Factor		MHz	dBuV/m	dBuV/m	dBuV	dB/m	dB	dB	cm	deg	1	2388.52	58.07	74.00	-15.93	50.14	32.25	7.76	32.08	259	36	PEAK	 <p style="text-align: right;">Date: 2024-06-12</p> <table border="1"> <thead> <tr> <th>Limit</th> <th>Margin</th> <th>Read</th> <th>Ant</th> <th>Cable</th> <th>Preamp</th> <th>APos</th> <th>TPos</th> <th>Remark</th> </tr> <tr> <th>Freq</th> <th>Level</th> <th>Line</th> <th>(dB)</th> <th>Level</th> <th>Factor</th> <th>Loss</th> <th>Factor</th> <th></th> </tr> <tr> <th>MHz</th> <th>dBuV/m</th> <th>dBuV/m</th> <th>dBuV</th> <th>dB/m</th> <th>dB</th> <th>dB</th> <th>cm</th> <th>deg</th> </tr> </thead> <tbody> <tr> <td>1</td> <td>2412.00</td> <td>99.26</td> <td>-----</td> <td>-----</td> <td>91.22</td> <td>32.31</td> <td>7.81</td> <td>32.08</td> <td>259</td> <td>36</td> <td>PEAK_74</td> </tr> </tbody> </table>	Limit	Margin	Read	Ant	Cable	Preamp	APos	TPos	Remark	Freq	Level	Line	(dB)	Level	Factor	Loss	Factor		MHz	dBuV/m	dBuV/m	dBuV	dB/m	dB	dB	cm	deg	1	2412.00	99.26	-----	-----	91.22	32.31	7.81	32.08	259	36	PEAK_74
	Limit	Margin	Read	Ant	Cable	Preamp	APos	TPos	Remark																																																																							
Freq	Level	Line	(dB)	Level	Factor	Loss	Factor																																																																									
MHz	dBuV/m	dBuV/m	dBuV	dB/m	dB	dB	cm	deg																																																																								
1	2388.52	58.07	74.00	-15.93	50.14	32.25	7.76	32.08	259	36	PEAK																																																																					
Limit	Margin	Read	Ant	Cable	Preamp	APos	TPos	Remark																																																																								
Freq	Level	Line	(dB)	Level	Factor	Loss	Factor																																																																									
MHz	dBuV/m	dBuV/m	dBuV	dB/m	dB	dB	cm	deg																																																																								
1	2412.00	99.26	-----	-----	91.22	32.31	7.81	32.08	259	36	PEAK_74																																																																					
Avg	 <p style="text-align: right;">Date: 2024-06-12</p> <table border="1"> <thead> <tr> <th>Limit</th> <th>Margin</th> <th>Read</th> <th>Ant</th> <th>Cable</th> <th>Preamp</th> <th>APos</th> <th>TPos</th> <th>Remark</th> </tr> <tr> <th>Freq</th> <th>Level</th> <th>Line</th> <th>(dB)</th> <th>Level</th> <th>Factor</th> <th>Loss</th> <th>Factor</th> <th></th> </tr> <tr> <th>MHz</th> <th>dBuV/m</th> <th>dBuV/m</th> <th>dBuV</th> <th>dB/m</th> <th>dB</th> <th>dB</th> <th>cm</th> <th>deg</th> </tr> </thead> <tbody> <tr> <td>1</td> <td>2389.17</td> <td>43.71</td> <td>54.00</td> <td>-10.29</td> <td>35.77</td> <td>32.26</td> <td>7.76</td> <td>32.08</td> <td>259</td> <td>36</td> <td>AVERAGE</td> </tr> </tbody> </table>	Limit	Margin	Read	Ant	Cable	Preamp	APos	TPos	Remark	Freq	Level	Line	(dB)	Level	Factor	Loss	Factor		MHz	dBuV/m	dBuV/m	dBuV	dB/m	dB	dB	cm	deg	1	2389.17	43.71	54.00	-10.29	35.77	32.26	7.76	32.08	259	36	AVERAGE	 <p style="text-align: right;">Date: 2024-06-12</p> <table border="1"> <thead> <tr> <th>Limit</th> <th>Margin</th> <th>Read</th> <th>Ant</th> <th>Cable</th> <th>Preamp</th> <th>APos</th> <th>TPos</th> <th>Remark</th> </tr> <tr> <th>Freq</th> <th>Level</th> <th>Line</th> <th>(dB)</th> <th>Level</th> <th>Factor</th> <th>Loss</th> <th>Factor</th> <th></th> </tr> <tr> <th>MHz</th> <th>dBuV/m</th> <th>dBuV/m</th> <th>dBuV</th> <th>dB/m</th> <th>dB</th> <th>dB</th> <th>cm</th> <th>deg</th> </tr> </thead> <tbody> <tr> <td>1</td> <td>2412.00</td> <td>91.63</td> <td>-----</td> <td>-----</td> <td>83.59</td> <td>32.31</td> <td>7.81</td> <td>32.08</td> <td>259</td> <td>36</td> <td>AVERAGE</td> </tr> </tbody> </table>	Limit	Margin	Read	Ant	Cable	Preamp	APos	TPos	Remark	Freq	Level	Line	(dB)	Level	Factor	Loss	Factor		MHz	dBuV/m	dBuV/m	dBuV	dB/m	dB	dB	cm	deg	1	2412.00	91.63	-----	-----	83.59	32.31	7.81	32.08	259	36	AVERAGE
	Limit	Margin	Read	Ant	Cable	Preamp	APos	TPos	Remark																																																																							
Freq	Level	Line	(dB)	Level	Factor	Loss	Factor																																																																									
MHz	dBuV/m	dBuV/m	dBuV	dB/m	dB	dB	cm	deg																																																																								
1	2389.17	43.71	54.00	-10.29	35.77	32.26	7.76	32.08	259	36	AVERAGE																																																																					
Limit	Margin	Read	Ant	Cable	Preamp	APos	TPos	Remark																																																																								
Freq	Level	Line	(dB)	Level	Factor	Loss	Factor																																																																									
MHz	dBuV/m	dBuV/m	dBuV	dB/m	dB	dB	cm	deg																																																																								
1	2412.00	91.63	-----	-----	83.59	32.31	7.81	32.08	259	36	AVERAGE																																																																					



Mode	7																																																																								
	Harmonic																																																																								
	2400-2483.5_802.11n HT20_CH01_2412MHz																																																																								
ANT	SISO																																																																								
Pol.	Horizontal	Vertical																																																																							
Peak Avg																																																																									
	<table border="1"> <thead> <tr> <th>Limit</th> <th>Read</th> <th>Ant</th> <th>Cable</th> <th>Preamp</th> <th>APos</th> <th>TPos</th> <th>Remark</th> </tr> <tr> <th>Freq</th> <th>Level</th> <th>Line Margin</th> <th>Level Factor</th> <th>Loss Factor</th> <th></th> <th></th> <th></th> </tr> <tr> <th>MHz</th> <th>dBuV/m</th> <th>dBuV/m</th> <th>dB</th> <th>dBuV</th> <th>dB/m</th> <th>dB</th> <th>cm</th> <th>deg</th> </tr> </thead> <tbody> <tr> <td>1</td> <td>4824.00</td> <td>45.57</td> <td>74.00</td> <td>-28.43</td> <td>51.23</td> <td>34.83</td> <td>11.08</td> <td>51.57</td> <td>--</td> <td>Peak</td> </tr> </tbody> </table>	Limit	Read	Ant	Cable	Preamp	APos	TPos	Remark	Freq	Level	Line Margin	Level Factor	Loss Factor				MHz	dBuV/m	dBuV/m	dB	dBuV	dB/m	dB	cm	deg	1	4824.00	45.57	74.00	-28.43	51.23	34.83	11.08	51.57	--	Peak	<table border="1"> <thead> <tr> <th>Limit</th> <th>Read</th> <th>Ant</th> <th>Cable</th> <th>Preamp</th> <th>APos</th> <th>TPos</th> <th>Remark</th> </tr> <tr> <th>Freq</th> <th>Level</th> <th>Line Margin</th> <th>Level Factor</th> <th>Loss Factor</th> <th></th> <th></th> <th></th> </tr> <tr> <th>MHz</th> <th>dBuV/m</th> <th>dBuV/m</th> <th>dB</th> <th>dBuV</th> <th>dB/m</th> <th>dB</th> <th>cm</th> <th>deg</th> </tr> </thead> <tbody> <tr> <td>1</td> <td>4824.00</td> <td>44.93</td> <td>74.00</td> <td>-29.07</td> <td>50.59</td> <td>34.83</td> <td>11.08</td> <td>51.57</td> <td>--</td> <td>Peak</td> </tr> </tbody> </table>	Limit	Read	Ant	Cable	Preamp	APos	TPos	Remark	Freq	Level	Line Margin	Level Factor	Loss Factor				MHz	dBuV/m	dBuV/m	dB	dBuV	dB/m	dB	cm	deg	1	4824.00	44.93	74.00	-29.07	50.59	34.83	11.08	51.57	--
Limit	Read	Ant	Cable	Preamp	APos	TPos	Remark																																																																		
Freq	Level	Line Margin	Level Factor	Loss Factor																																																																					
MHz	dBuV/m	dBuV/m	dB	dBuV	dB/m	dB	cm	deg																																																																	
1	4824.00	45.57	74.00	-28.43	51.23	34.83	11.08	51.57	--	Peak																																																															
Limit	Read	Ant	Cable	Preamp	APos	TPos	Remark																																																																		
Freq	Level	Line Margin	Level Factor	Loss Factor																																																																					
MHz	dBuV/m	dBuV/m	dB	dBuV	dB/m	dB	cm	deg																																																																	
1	4824.00	44.93	74.00	-29.07	50.59	34.83	11.08	51.57	--	Peak																																																															

Note: Only the worst case has assessed 18G ~40GHz to test.



Mode	8																																																																																															
	Harmonic																																																																																															
	2400-2483.5_802.11n_HT20_CH06_2437MHz																																																																																															
ANT	SISO																																																																																															
Pol.	Horizontal	Vertical																																																																																														
Peak Avg	<p>Date: 2024-06-13</p> <table border="1"> <thead> <tr> <th>Limit</th> <th>Read</th> <th>Ant</th> <th>Cable</th> <th>Preamp</th> <th>APos</th> <th>TPos</th> <th>Remark</th> </tr> <tr> <th>Freq</th> <th>Level</th> <th>Line Margin</th> <th>Level</th> <th>Factor</th> <th>Loss Factor</th> <th></th> <th></th> </tr> <tr> <th>MHz</th> <th>dBuV/m</th> <th>dBuV/m</th> <th>dB</th> <th>dBuV</th> <th>dB/m</th> <th>dB</th> <th>cm</th> <th>deg</th> </tr> </thead> <tbody> <tr> <td>1</td> <td>4874.00</td> <td>44.93</td> <td>74.00</td> <td>-29.07</td> <td>50.53</td> <td>34.85</td> <td>11.10</td> <td>51.55</td> <td>--</td> <td>Peak</td> </tr> <tr> <td>2</td> <td>7311.00</td> <td>47.91</td> <td>74.00</td> <td>-26.09</td> <td>49.67</td> <td>36.32</td> <td>13.08</td> <td>51.16</td> <td>--</td> <td>Peak</td> </tr> </tbody> </table>	Limit	Read	Ant	Cable	Preamp	APos	TPos	Remark	Freq	Level	Line Margin	Level	Factor	Loss Factor			MHz	dBuV/m	dBuV/m	dB	dBuV	dB/m	dB	cm	deg	1	4874.00	44.93	74.00	-29.07	50.53	34.85	11.10	51.55	--	Peak	2	7311.00	47.91	74.00	-26.09	49.67	36.32	13.08	51.16	--	Peak	<p>Date: 2024-06-13</p> <table border="1"> <thead> <tr> <th>Limit</th> <th>Read</th> <th>Ant</th> <th>Cable</th> <th>Preamp</th> <th>APos</th> <th>TPos</th> <th>Remark</th> </tr> <tr> <th>Freq</th> <th>Level</th> <th>Line Margin</th> <th>Level</th> <th>Factor</th> <th>Loss Factor</th> <th></th> <th></th> </tr> <tr> <th>MHz</th> <th>dBuV/m</th> <th>dBuV/m</th> <th>dB</th> <th>dBuV</th> <th>dB/m</th> <th>dB</th> <th>cm</th> <th>deg</th> </tr> </thead> <tbody> <tr> <td>1</td> <td>4874.00</td> <td>44.49</td> <td>74.00</td> <td>-29.51</td> <td>50.09</td> <td>34.85</td> <td>11.10</td> <td>51.55</td> <td>--</td> <td>Peak</td> </tr> <tr> <td>2</td> <td>7311.00</td> <td>47.46</td> <td>74.00</td> <td>-26.54</td> <td>49.22</td> <td>36.32</td> <td>13.08</td> <td>51.16</td> <td>--</td> <td>Peak</td> </tr> </tbody> </table>	Limit	Read	Ant	Cable	Preamp	APos	TPos	Remark	Freq	Level	Line Margin	Level	Factor	Loss Factor			MHz	dBuV/m	dBuV/m	dB	dBuV	dB/m	dB	cm	deg	1	4874.00	44.49	74.00	-29.51	50.09	34.85	11.10	51.55	--	Peak	2	7311.00	47.46	74.00	-26.54	49.22	36.32	13.08	51.16	--	Peak
	Limit	Read	Ant	Cable	Preamp	APos	TPos	Remark																																																																																								
Freq	Level	Line Margin	Level	Factor	Loss Factor																																																																																											
MHz	dBuV/m	dBuV/m	dB	dBuV	dB/m	dB	cm	deg																																																																																								
1	4874.00	44.93	74.00	-29.07	50.53	34.85	11.10	51.55	--	Peak																																																																																						
2	7311.00	47.91	74.00	-26.09	49.67	36.32	13.08	51.16	--	Peak																																																																																						
Limit	Read	Ant	Cable	Preamp	APos	TPos	Remark																																																																																									
Freq	Level	Line Margin	Level	Factor	Loss Factor																																																																																											
MHz	dBuV/m	dBuV/m	dB	dBuV	dB/m	dB	cm	deg																																																																																								
1	4874.00	44.49	74.00	-29.51	50.09	34.85	11.10	51.55	--	Peak																																																																																						
2	7311.00	47.46	74.00	-26.54	49.22	36.32	13.08	51.16	--	Peak																																																																																						



		9																																																																																								
Mode	Band Edge																																																																																									
	2400-2483.5_802.11n_HT20_CH11_2462MHz																																																																																									
ANT	SISO																																																																																									
Pol.	Horizontal	Fundamental																																																																																								
Peak	<p style="text-align: right;">Date: 2024-06-12</p> <table border="1"> <thead> <tr> <th>Limit</th> <th>Read</th> <th>Ant</th> <th>Cable</th> <th>Preamp</th> <th>APos</th> <th>TPos</th> <th>Remark</th> </tr> <tr> <th>Freq</th> <th>Level</th> <th>Line</th> <th>Margin</th> <th>Level</th> <th>Factor</th> <th>Loss</th> <th>Factor</th> </tr> <tr> <th>MHz</th> <th>dBuV/m</th> <th>dBuV/m</th> <th>dB</th> <th>dBuV</th> <th>dB/m</th> <th>dB</th> <th>dB</th> </tr> <tr> <th>cm</th> <th>deg</th> <th colspan="6"></th> </tr> </thead> <tbody> <tr> <td>1</td> <td>2483.81</td> <td>64.33</td> <td>74.00</td> <td>-9.67</td> <td>56.09</td> <td>32.46</td> <td>7.88</td> <td>32.10</td> <td>374</td> <td>91</td> <td>PEAK</td> </tr> </tbody> </table>	Limit	Read	Ant	Cable	Preamp	APos	TPos	Remark	Freq	Level	Line	Margin	Level	Factor	Loss	Factor	MHz	dBuV/m	dBuV/m	dB	dBuV	dB/m	dB	dB	cm	deg							1	2483.81	64.33	74.00	-9.67	56.09	32.46	7.88	32.10	374	91	PEAK	<p style="text-align: right;">Date: 2024-06-12</p> <table border="1"> <thead> <tr> <th>Limit</th> <th>Read</th> <th>Ant</th> <th>Cable</th> <th>Preamp</th> <th>APos</th> <th>TPos</th> <th>Remark</th> </tr> <tr> <th>Freq</th> <th>Level</th> <th>Line</th> <th>Margin</th> <th>Level</th> <th>Factor</th> <th>Loss</th> <th>Factor</th> </tr> <tr> <th>MHz</th> <th>dBuV/m</th> <th>dBuV/m</th> <th>dB</th> <th>dBuV</th> <th>dB/m</th> <th>dB</th> <th>dB</th> </tr> <tr> <th>cm</th> <th>deg</th> <th colspan="6"></th> </tr> </thead> <tbody> <tr> <td>1</td> <td>2462.00</td> <td>104.11</td> <td>-----</td> <td>-----</td> <td>95.92</td> <td>32.42</td> <td>7.86</td> <td>32.09</td> <td>374</td> <td>91</td> <td>PEAK</td> </tr> </tbody> </table>	Limit	Read	Ant	Cable	Preamp	APos	TPos	Remark	Freq	Level	Line	Margin	Level	Factor	Loss	Factor	MHz	dBuV/m	dBuV/m	dB	dBuV	dB/m	dB	dB	cm	deg							1	2462.00	104.11	-----	-----	95.92	32.42	7.86	32.09	374	91	PEAK
	Limit	Read	Ant	Cable	Preamp	APos	TPos	Remark																																																																																		
Freq	Level	Line	Margin	Level	Factor	Loss	Factor																																																																																			
MHz	dBuV/m	dBuV/m	dB	dBuV	dB/m	dB	dB																																																																																			
cm	deg																																																																																									
1	2483.81	64.33	74.00	-9.67	56.09	32.46	7.88	32.10	374	91	PEAK																																																																															
Limit	Read	Ant	Cable	Preamp	APos	TPos	Remark																																																																																			
Freq	Level	Line	Margin	Level	Factor	Loss	Factor																																																																																			
MHz	dBuV/m	dBuV/m	dB	dBuV	dB/m	dB	dB																																																																																			
cm	deg																																																																																									
1	2462.00	104.11	-----	-----	95.92	32.42	7.86	32.09	374	91	PEAK																																																																															
Avg	<p style="text-align: right;">Date: 2024-06-12</p> <table border="1"> <thead> <tr> <th>Limit</th> <th>Read</th> <th>Ant</th> <th>Cable</th> <th>Preamp</th> <th>APos</th> <th>TPos</th> <th>Remark</th> </tr> <tr> <th>Freq</th> <th>Level</th> <th>Line</th> <th>Margin</th> <th>Level</th> <th>Factor</th> <th>Loss</th> <th>Factor</th> </tr> <tr> <th>MHz</th> <th>dBuV/m</th> <th>dBuV/m</th> <th>dB</th> <th>dBuV</th> <th>dB/m</th> <th>dB</th> <th>dB</th> </tr> <tr> <th>cm</th> <th>deg</th> <th colspan="6"></th> </tr> </thead> <tbody> <tr> <td>1</td> <td>2483.51</td> <td>47.67</td> <td>54.00</td> <td>-6.33</td> <td>39.43</td> <td>32.46</td> <td>7.88</td> <td>32.10</td> <td>374</td> <td>91</td> <td>AVERAGE</td> </tr> </tbody> </table>	Limit	Read	Ant	Cable	Preamp	APos	TPos	Remark	Freq	Level	Line	Margin	Level	Factor	Loss	Factor	MHz	dBuV/m	dBuV/m	dB	dBuV	dB/m	dB	dB	cm	deg							1	2483.51	47.67	54.00	-6.33	39.43	32.46	7.88	32.10	374	91	AVERAGE	<p style="text-align: right;">Date: 2024-06-12</p> <table border="1"> <thead> <tr> <th>Limit</th> <th>Read</th> <th>Ant</th> <th>Cable</th> <th>Preamp</th> <th>APos</th> <th>TPos</th> <th>Remark</th> </tr> <tr> <th>Freq</th> <th>Level</th> <th>Line</th> <th>Margin</th> <th>Level</th> <th>Factor</th> <th>Loss</th> <th>Factor</th> </tr> <tr> <th>MHz</th> <th>dBuV/m</th> <th>dBuV/m</th> <th>dB</th> <th>dBuV</th> <th>dB/m</th> <th>dB</th> <th>dB</th> </tr> <tr> <th>cm</th> <th>deg</th> <th colspan="6"></th> </tr> </thead> <tbody> <tr> <td>1</td> <td>2462.00</td> <td>97.34</td> <td>-----</td> <td>-----</td> <td>89.15</td> <td>32.42</td> <td>7.86</td> <td>32.09</td> <td>374</td> <td>91</td> <td>AVERAGE</td> </tr> </tbody> </table>	Limit	Read	Ant	Cable	Preamp	APos	TPos	Remark	Freq	Level	Line	Margin	Level	Factor	Loss	Factor	MHz	dBuV/m	dBuV/m	dB	dBuV	dB/m	dB	dB	cm	deg							1	2462.00	97.34	-----	-----	89.15	32.42	7.86	32.09	374	91	AVERAGE
	Limit	Read	Ant	Cable	Preamp	APos	TPos	Remark																																																																																		
Freq	Level	Line	Margin	Level	Factor	Loss	Factor																																																																																			
MHz	dBuV/m	dBuV/m	dB	dBuV	dB/m	dB	dB																																																																																			
cm	deg																																																																																									
1	2483.51	47.67	54.00	-6.33	39.43	32.46	7.88	32.10	374	91	AVERAGE																																																																															
Limit	Read	Ant	Cable	Preamp	APos	TPos	Remark																																																																																			
Freq	Level	Line	Margin	Level	Factor	Loss	Factor																																																																																			
MHz	dBuV/m	dBuV/m	dB	dBuV	dB/m	dB	dB																																																																																			
cm	deg																																																																																									
1	2462.00	97.34	-----	-----	89.15	32.42	7.86	32.09	374	91	AVERAGE																																																																															



		9																																																																																									
Mode	Band Edge																																																																																										
	2400-2483.5_802.11n_HT20_CH11_2462MHz																																																																																										
ANT	SISO																																																																																										
Pol.	Vertical	Fundamental																																																																																									
Peak																																																																																											
	<table border="1"> <thead> <tr> <th>Limit</th> <th>Read</th> <th>Ant</th> <th>Cable</th> <th>Preamp</th> <th>APos</th> <th>TPos</th> <th>Remark</th> </tr> <tr> <th>Freq</th> <th>Level</th> <th>Line</th> <th>Margin</th> <th>Level</th> <th>Factor</th> <th>Loss</th> <th>Factor</th> </tr> <tr> <th>MHz</th> <th>dBuV/m</th> <th>dBuV/m</th> <th>dB</th> <th>dBuV</th> <th>dB/m</th> <th>dB</th> <th>dB</th> </tr> <tr> <th>cm</th> <th>deg</th> <th colspan="6"></th> </tr> </thead> <tbody> <tr> <td>1</td> <td>2483.85</td> <td>60.92</td> <td>74.00</td> <td>-13.08</td> <td>52.68</td> <td>32.46</td> <td>7.88</td> <td>32.10</td> <td>279</td> <td>23</td> <td>PEAK</td> </tr> </tbody> </table>		Limit	Read	Ant	Cable	Preamp	APos	TPos	Remark	Freq	Level	Line	Margin	Level	Factor	Loss	Factor	MHz	dBuV/m	dBuV/m	dB	dBuV	dB/m	dB	dB	cm	deg							1	2483.85	60.92	74.00	-13.08	52.68	32.46	7.88	32.10	279	23	PEAK	<table border="1"> <thead> <tr> <th>Limit</th> <th>Read</th> <th>Ant</th> <th>Cable</th> <th>Preamp</th> <th>APos</th> <th>TPos</th> <th>Remark</th> </tr> <tr> <th>Freq</th> <th>Level</th> <th>Line</th> <th>Margin</th> <th>Level</th> <th>Factor</th> <th>Loss</th> <th>Factor</th> </tr> <tr> <th>MHz</th> <th>dBuV/m</th> <th>dBuV/m</th> <th>dB</th> <th>dBuV</th> <th>dB/m</th> <th>dB</th> <th>dB</th> </tr> <tr> <th>cm</th> <th>deg</th> <th colspan="6"></th> </tr> </thead> <tbody> <tr> <td>1</td> <td>2462.00</td> <td>99.41</td> <td>-----</td> <td>-----</td> <td>91.22</td> <td>32.42</td> <td>7.86</td> <td>32.09</td> <td>279</td> <td>23</td> <td>PEAK</td> </tr> </tbody> </table>		Limit	Read	Ant	Cable	Preamp	APos	TPos	Remark	Freq	Level	Line	Margin	Level	Factor	Loss	Factor	MHz	dBuV/m	dBuV/m	dB	dBuV	dB/m	dB	dB	cm	deg							1	2462.00	99.41	-----	-----	91.22	32.42	7.86	32.09	279	23
Limit	Read	Ant	Cable	Preamp	APos	TPos	Remark																																																																																				
Freq	Level	Line	Margin	Level	Factor	Loss	Factor																																																																																				
MHz	dBuV/m	dBuV/m	dB	dBuV	dB/m	dB	dB																																																																																				
cm	deg																																																																																										
1	2483.85	60.92	74.00	-13.08	52.68	32.46	7.88	32.10	279	23	PEAK																																																																																
Limit	Read	Ant	Cable	Preamp	APos	TPos	Remark																																																																																				
Freq	Level	Line	Margin	Level	Factor	Loss	Factor																																																																																				
MHz	dBuV/m	dBuV/m	dB	dBuV	dB/m	dB	dB																																																																																				
cm	deg																																																																																										
1	2462.00	99.41	-----	-----	91.22	32.42	7.86	32.09	279	23	PEAK																																																																																
Avg																																																																																											
	<table border="1"> <thead> <tr> <th>Limit</th> <th>Read</th> <th>Ant</th> <th>Cable</th> <th>Preamp</th> <th>APos</th> <th>TPos</th> <th>Remark</th> </tr> <tr> <th>Freq</th> <th>Level</th> <th>Line</th> <th>Margin</th> <th>Level</th> <th>Factor</th> <th>Loss</th> <th>Factor</th> </tr> <tr> <th>MHz</th> <th>dBuV/m</th> <th>dBuV/m</th> <th>dB</th> <th>dBuV</th> <th>dB/m</th> <th>dB</th> <th>dB</th> </tr> <tr> <th>cm</th> <th>deg</th> <th colspan="6"></th> </tr> </thead> <tbody> <tr> <td>1</td> <td>2483.55</td> <td>45.82</td> <td>54.00</td> <td>-8.18</td> <td>37.58</td> <td>32.46</td> <td>7.88</td> <td>32.10</td> <td>279</td> <td>23</td> <td>AVERAGE</td> </tr> </tbody> </table>		Limit	Read	Ant	Cable	Preamp	APos	TPos	Remark	Freq	Level	Line	Margin	Level	Factor	Loss	Factor	MHz	dBuV/m	dBuV/m	dB	dBuV	dB/m	dB	dB	cm	deg							1	2483.55	45.82	54.00	-8.18	37.58	32.46	7.88	32.10	279	23	AVERAGE	<table border="1"> <thead> <tr> <th>Limit</th> <th>Read</th> <th>Ant</th> <th>Cable</th> <th>Preamp</th> <th>APos</th> <th>TPos</th> <th>Remark</th> </tr> <tr> <th>Freq</th> <th>Level</th> <th>Line</th> <th>Margin</th> <th>Level</th> <th>Factor</th> <th>Loss</th> <th>Factor</th> </tr> <tr> <th>MHz</th> <th>dBuV/m</th> <th>dBuV/m</th> <th>dB</th> <th>dBuV</th> <th>dB/m</th> <th>dB</th> <th>dB</th> </tr> <tr> <th>cm</th> <th>deg</th> <th colspan="6"></th> </tr> </thead> <tbody> <tr> <td>1</td> <td>2462.00</td> <td>92.41</td> <td>-----</td> <td>-----</td> <td>84.22</td> <td>32.42</td> <td>7.86</td> <td>32.09</td> <td>279</td> <td>23</td> <td>AVERAGE</td> </tr> </tbody> </table>		Limit	Read	Ant	Cable	Preamp	APos	TPos	Remark	Freq	Level	Line	Margin	Level	Factor	Loss	Factor	MHz	dBuV/m	dBuV/m	dB	dBuV	dB/m	dB	dB	cm	deg							1	2462.00	92.41	-----	-----	84.22	32.42	7.86	32.09	279	23
Limit	Read	Ant	Cable	Preamp	APos	TPos	Remark																																																																																				
Freq	Level	Line	Margin	Level	Factor	Loss	Factor																																																																																				
MHz	dBuV/m	dBuV/m	dB	dBuV	dB/m	dB	dB																																																																																				
cm	deg																																																																																										
1	2483.55	45.82	54.00	-8.18	37.58	32.46	7.88	32.10	279	23	AVERAGE																																																																																
Limit	Read	Ant	Cable	Preamp	APos	TPos	Remark																																																																																				
Freq	Level	Line	Margin	Level	Factor	Loss	Factor																																																																																				
MHz	dBuV/m	dBuV/m	dB	dBuV	dB/m	dB	dB																																																																																				
cm	deg																																																																																										
1	2462.00	92.41	-----	-----	84.22	32.42	7.86	32.09	279	23	AVERAGE																																																																																



Mode	9																																																																																																										
	Harmonic																																																																																																										
	2400-2483.5_802.11n_HT20_CH11_2462MHz																																																																																																										
ANT	SISO																																																																																																										
Pol.	Horizontal	Vertical																																																																																																									
Peak Avg																																																																																																											
	<table border="1"> <thead> <tr> <th></th> <th>Limit</th> <th>Read</th> <th>Ant</th> <th>Cable</th> <th>Preamp</th> <th>APos</th> <th>TPos</th> <th></th> </tr> <tr> <th>Freq</th> <th>Level</th> <th>Line Margin</th> <th>Level</th> <th>Factor</th> <th>Loss Factor</th> <th></th> <th></th> <th>Remark</th> </tr> <tr> <th></th> <th>MHz</th> <th>dBuV/m</th> <th>dBuV/m</th> <th>dB</th> <th>dBuV</th> <th>dB/m</th> <th>dB</th> <th>dB</th> <th>cm</th> <th>deg</th> </tr> </thead> <tbody> <tr> <td>1</td> <td>4924.00</td> <td>44.77</td> <td>74.00</td> <td>-29.23</td> <td>50.31</td> <td>34.87</td> <td>11.12</td> <td>51.53</td> <td>--</td> <td>--</td> <td>Peak</td> </tr> <tr> <td>2</td> <td>7386.00</td> <td>47.59</td> <td>74.00</td> <td>-26.41</td> <td>49.29</td> <td>36.35</td> <td>13.13</td> <td>51.18</td> <td>--</td> <td>--</td> <td>Peak</td> </tr> </tbody> </table>		Limit	Read	Ant	Cable	Preamp	APos	TPos		Freq	Level	Line Margin	Level	Factor	Loss Factor			Remark		MHz	dBuV/m	dBuV/m	dB	dBuV	dB/m	dB	dB	cm	deg	1	4924.00	44.77	74.00	-29.23	50.31	34.87	11.12	51.53	--	--	Peak	2	7386.00	47.59	74.00	-26.41	49.29	36.35	13.13	51.18	--	--	Peak	<table border="1"> <thead> <tr> <th></th> <th>Limit</th> <th>Read</th> <th>Ant</th> <th>Cable</th> <th>Preamp</th> <th>APos</th> <th>TPos</th> <th></th> </tr> <tr> <th>Freq</th> <th>Level</th> <th>Line Margin</th> <th>Level</th> <th>Factor</th> <th>Loss Factor</th> <th></th> <th></th> <th>Remark</th> </tr> <tr> <th></th> <th>MHz</th> <th>dBuV/m</th> <th>dBuV/m</th> <th>dB</th> <th>dBuV</th> <th>dB/m</th> <th>dB</th> <th>dB</th> <th>cm</th> <th>deg</th> </tr> </thead> <tbody> <tr> <td>1</td> <td>4924.00</td> <td>45.09</td> <td>74.00</td> <td>-28.91</td> <td>50.63</td> <td>34.87</td> <td>11.12</td> <td>51.53</td> <td>--</td> <td>--</td> <td>Peak</td> </tr> <tr> <td>2</td> <td>7386.00</td> <td>46.96</td> <td>74.00</td> <td>-27.04</td> <td>48.66</td> <td>36.35</td> <td>13.13</td> <td>51.18</td> <td>--</td> <td>--</td> <td>Peak</td> </tr> </tbody> </table>		Limit	Read	Ant	Cable	Preamp	APos	TPos		Freq	Level	Line Margin	Level	Factor	Loss Factor			Remark		MHz	dBuV/m	dBuV/m	dB	dBuV	dB/m	dB	dB	cm	deg	1	4924.00	45.09	74.00	-28.91	50.63	34.87	11.12	51.53	--	--	Peak	2	7386.00	46.96	74.00	-27.04	48.66	36.35	13.13	51.18	--	--
	Limit	Read	Ant	Cable	Preamp	APos	TPos																																																																																																				
Freq	Level	Line Margin	Level	Factor	Loss Factor			Remark																																																																																																			
	MHz	dBuV/m	dBuV/m	dB	dBuV	dB/m	dB	dB	cm	deg																																																																																																	
1	4924.00	44.77	74.00	-29.23	50.31	34.87	11.12	51.53	--	--	Peak																																																																																																
2	7386.00	47.59	74.00	-26.41	49.29	36.35	13.13	51.18	--	--	Peak																																																																																																
	Limit	Read	Ant	Cable	Preamp	APos	TPos																																																																																																				
Freq	Level	Line Margin	Level	Factor	Loss Factor			Remark																																																																																																			
	MHz	dBuV/m	dBuV/m	dB	dBuV	dB/m	dB	dB	cm	deg																																																																																																	
1	4924.00	45.09	74.00	-28.91	50.63	34.87	11.12	51.53	--	--	Peak																																																																																																
2	7386.00	46.96	74.00	-27.04	48.66	36.35	13.13	51.18	--	--	Peak																																																																																																



Mode	10																																																																																																																																																																									
	LF																																																																																																																																																																									
	2400-2483.5_802.11n_HT20_LF_CH01_2412MHz																																																																																																																																																																									
ANT	SISO																																																																																																																																																																									
Pol.	Horizontal	Vertical																																																																																																																																																																								
Peak	<p>Date: 2024-06-13</p> <table border="1"> <thead> <tr> <th>Peak</th> <th>Freq (MHz)</th> <th>Level (dBuV/m)</th> <th>Limit (dBuV/m)</th> <th>Line Margin (dB)</th> <th>Read Level (dBuV)</th> <th>Ant Factor (dB/m)</th> <th>Cable Loss (dB)</th> <th>Preamp Loss (dB)</th> <th>APos (cm)</th> <th>TPos (deg)</th> <th>Remark</th> </tr> </thead> <tbody> <tr><td>1</td><td>74.62</td><td>19.18</td><td>40.00</td><td>-20.82</td><td>36.10</td><td>12.86</td><td>1.58</td><td>31.36</td><td>--</td><td>--</td><td>Peak</td></tr> <tr><td>2</td><td>131.85</td><td>23.19</td><td>43.50</td><td>-20.31</td><td>34.37</td><td>17.88</td><td>2.08</td><td>31.14</td><td>--</td><td>--</td><td>Peak</td></tr> <tr><td>3</td><td>219.15</td><td>25.49</td><td>46.00</td><td>-20.51</td><td>38.39</td><td>15.32</td><td>2.68</td><td>30.90</td><td>--</td><td>--</td><td>Peak</td></tr> <tr><td>4</td><td>300.63</td><td>29.59</td><td>46.00</td><td>-16.41</td><td>37.95</td><td>19.42</td><td>3.12</td><td>30.90</td><td>--</td><td>--</td><td>Peak</td></tr> <tr><td>5</td><td>399.57</td><td>30.77</td><td>46.00</td><td>-15.23</td><td>35.97</td><td>21.90</td><td>3.60</td><td>30.70</td><td>--</td><td>--</td><td>Peak</td></tr> <tr><td>6</td><td>450.01</td><td>25.94</td><td>46.00</td><td>-20.06</td><td>29.82</td><td>23.00</td><td>3.82</td><td>30.70</td><td>--</td><td>--</td><td>Peak</td></tr> </tbody> </table>	Peak	Freq (MHz)	Level (dBuV/m)	Limit (dBuV/m)	Line Margin (dB)	Read Level (dBuV)	Ant Factor (dB/m)	Cable Loss (dB)	Preamp Loss (dB)	APos (cm)	TPos (deg)	Remark	1	74.62	19.18	40.00	-20.82	36.10	12.86	1.58	31.36	--	--	Peak	2	131.85	23.19	43.50	-20.31	34.37	17.88	2.08	31.14	--	--	Peak	3	219.15	25.49	46.00	-20.51	38.39	15.32	2.68	30.90	--	--	Peak	4	300.63	29.59	46.00	-16.41	37.95	19.42	3.12	30.90	--	--	Peak	5	399.57	30.77	46.00	-15.23	35.97	21.90	3.60	30.70	--	--	Peak	6	450.01	25.94	46.00	-20.06	29.82	23.00	3.82	30.70	--	--	Peak	<p>Date: 2024-06-13</p> <table border="1"> <thead> <tr> <th>Peak</th> <th>Freq (MHz)</th> <th>Level (dBuV/m)</th> <th>Limit (dBuV/m)</th> <th>Line Margin (dB)</th> <th>Read Level (dBuV)</th> <th>Ant Factor (dB/m)</th> <th>Cable Loss (dB)</th> <th>Preamp Loss (dB)</th> <th>APos (cm)</th> <th>TPos (deg)</th> <th>Remark</th> </tr> </thead> <tbody> <tr><td>1</td><td>34.85</td><td>27.34</td><td>40.00</td><td>-12.66</td><td>35.15</td><td>22.30</td><td>1.09</td><td>31.20</td><td>--</td><td>--</td><td>Peak</td></tr> <tr><td>2</td><td>70.74</td><td>26.73</td><td>40.00</td><td>-13.27</td><td>43.96</td><td>12.57</td><td>1.54</td><td>31.34</td><td>--</td><td>--</td><td>Peak</td></tr> <tr><td>3</td><td>131.85</td><td>23.46</td><td>43.50</td><td>-20.04</td><td>34.64</td><td>17.88</td><td>2.08</td><td>31.14</td><td>--</td><td>--</td><td>Peak</td></tr> <tr><td>4</td><td>335.55</td><td>24.17</td><td>46.00</td><td>-21.83</td><td>31.52</td><td>20.18</td><td>3.30</td><td>30.83</td><td>--</td><td>--</td><td>Peak</td></tr> <tr><td>5</td><td>398.60</td><td>23.72</td><td>46.00</td><td>-22.28</td><td>28.95</td><td>21.87</td><td>3.60</td><td>30.70</td><td>--</td><td>--</td><td>Peak</td></tr> <tr><td>6</td><td>795.33</td><td>29.44</td><td>46.00</td><td>-16.56</td><td>29.38</td><td>26.08</td><td>5.07</td><td>31.09</td><td>--</td><td>--</td><td>Peak</td></tr> </tbody> </table>	Peak	Freq (MHz)	Level (dBuV/m)	Limit (dBuV/m)	Line Margin (dB)	Read Level (dBuV)	Ant Factor (dB/m)	Cable Loss (dB)	Preamp Loss (dB)	APos (cm)	TPos (deg)	Remark	1	34.85	27.34	40.00	-12.66	35.15	22.30	1.09	31.20	--	--	Peak	2	70.74	26.73	40.00	-13.27	43.96	12.57	1.54	31.34	--	--	Peak	3	131.85	23.46	43.50	-20.04	34.64	17.88	2.08	31.14	--	--	Peak	4	335.55	24.17	46.00	-21.83	31.52	20.18	3.30	30.83	--	--	Peak	5	398.60	23.72	46.00	-22.28	28.95	21.87	3.60	30.70	--	--	Peak	6	795.33	29.44	46.00	-16.56	29.38	26.08	5.07	31.09	--	--	Peak
	Peak	Freq (MHz)	Level (dBuV/m)	Limit (dBuV/m)	Line Margin (dB)	Read Level (dBuV)	Ant Factor (dB/m)	Cable Loss (dB)	Preamp Loss (dB)	APos (cm)	TPos (deg)	Remark																																																																																																																																																														
1	74.62	19.18	40.00	-20.82	36.10	12.86	1.58	31.36	--	--	Peak																																																																																																																																																															
2	131.85	23.19	43.50	-20.31	34.37	17.88	2.08	31.14	--	--	Peak																																																																																																																																																															
3	219.15	25.49	46.00	-20.51	38.39	15.32	2.68	30.90	--	--	Peak																																																																																																																																																															
4	300.63	29.59	46.00	-16.41	37.95	19.42	3.12	30.90	--	--	Peak																																																																																																																																																															
5	399.57	30.77	46.00	-15.23	35.97	21.90	3.60	30.70	--	--	Peak																																																																																																																																																															
6	450.01	25.94	46.00	-20.06	29.82	23.00	3.82	30.70	--	--	Peak																																																																																																																																																															
Peak	Freq (MHz)	Level (dBuV/m)	Limit (dBuV/m)	Line Margin (dB)	Read Level (dBuV)	Ant Factor (dB/m)	Cable Loss (dB)	Preamp Loss (dB)	APos (cm)	TPos (deg)	Remark																																																																																																																																																															
1	34.85	27.34	40.00	-12.66	35.15	22.30	1.09	31.20	--	--	Peak																																																																																																																																																															
2	70.74	26.73	40.00	-13.27	43.96	12.57	1.54	31.34	--	--	Peak																																																																																																																																																															
3	131.85	23.46	43.50	-20.04	34.64	17.88	2.08	31.14	--	--	Peak																																																																																																																																																															
4	335.55	24.17	46.00	-21.83	31.52	20.18	3.30	30.83	--	--	Peak																																																																																																																																																															
5	398.60	23.72	46.00	-22.28	28.95	21.87	3.60	30.70	--	--	Peak																																																																																																																																																															
6	795.33	29.44	46.00	-16.56	29.38	26.08	5.07	31.09	--	--	Peak																																																																																																																																																															



		11																																																																										
Mode	Band Edge																																																																											
	2400-2483.5_802.11n_HT20_CH01_2412MHz+ LTE B13 Link																																																																											
ANT	SISO																																																																											
Pol.	Horizontal	Fundamental																																																																										
Peak	<table border="1"> <thead> <tr> <th>Limit</th> <th>Read</th> <th>Ant</th> <th>Cable</th> <th>Preamp</th> <th>APos</th> <th>TPos</th> <th>Remark</th> </tr> <tr> <th>Freq</th> <th>Level</th> <th>Line Margin</th> <th>Level Factor</th> <th>Loss Factor</th> <th></th> <th></th> <th></th> </tr> <tr> <th>MHz</th> <th>dBuV/m</th> <th>dBuV/m</th> <th>dB</th> <th>dBuV</th> <th>dB/m</th> <th>dB</th> <th>cm</th> <th>deg</th> </tr> </thead> <tbody> <tr> <td>1</td> <td>2389.95</td> <td>62.73</td> <td>74.00</td> <td>-11.27</td> <td>54.79</td> <td>32.26</td> <td>7.76</td> <td>32.08</td> <td>386</td> <td>106</td> <td>PEAK</td> </tr> </tbody> </table>	Limit	Read	Ant	Cable	Preamp	APos	TPos	Remark	Freq	Level	Line Margin	Level Factor	Loss Factor				MHz	dBuV/m	dBuV/m	dB	dBuV	dB/m	dB	cm	deg	1	2389.95	62.73	74.00	-11.27	54.79	32.26	7.76	32.08	386	106	PEAK	<table border="1"> <thead> <tr> <th>Limit</th> <th>Read</th> <th>Ant</th> <th>Cable</th> <th>Preamp</th> <th>APos</th> <th>TPos</th> <th>Remark</th> </tr> <tr> <th>Freq</th> <th>Level</th> <th>Line Margin</th> <th>Level Factor</th> <th>Loss Factor</th> <th></th> <th></th> <th></th> </tr> <tr> <th>MHz</th> <th>dBuV/m</th> <th>dBuV/m</th> <th>dB</th> <th>dBuV</th> <th>dB/m</th> <th>dB</th> <th>cm</th> <th>deg</th> </tr> </thead> <tbody> <tr> <td>1</td> <td>2412.00</td> <td>103.45</td> <td>-----</td> <td>-----</td> <td>95.42</td> <td>32.30</td> <td>7.81</td> <td>32.08</td> <td>386</td> <td>106</td> <td>PEAK</td> </tr> </tbody> </table>	Limit	Read	Ant	Cable	Preamp	APos	TPos	Remark	Freq	Level	Line Margin	Level Factor	Loss Factor				MHz	dBuV/m	dBuV/m	dB	dBuV	dB/m	dB	cm	deg	1	2412.00	103.45	-----	-----	95.42	32.30	7.81	32.08	386	106	PEAK
	Limit	Read	Ant	Cable	Preamp	APos	TPos	Remark																																																																				
Freq	Level	Line Margin	Level Factor	Loss Factor																																																																								
MHz	dBuV/m	dBuV/m	dB	dBuV	dB/m	dB	cm	deg																																																																				
1	2389.95	62.73	74.00	-11.27	54.79	32.26	7.76	32.08	386	106	PEAK																																																																	
Limit	Read	Ant	Cable	Preamp	APos	TPos	Remark																																																																					
Freq	Level	Line Margin	Level Factor	Loss Factor																																																																								
MHz	dBuV/m	dBuV/m	dB	dBuV	dB/m	dB	cm	deg																																																																				
1	2412.00	103.45	-----	-----	95.42	32.30	7.81	32.08	386	106	PEAK																																																																	
Avg	<table border="1"> <thead> <tr> <th>Limit</th> <th>Read</th> <th>Ant</th> <th>Cable</th> <th>Preamp</th> <th>APos</th> <th>TPos</th> <th>Remark</th> </tr> <tr> <th>Freq</th> <th>Level</th> <th>Line Margin</th> <th>Level Factor</th> <th>Loss Factor</th> <th></th> <th></th> <th></th> </tr> <tr> <th>MHz</th> <th>dBuV/m</th> <th>dBuV/m</th> <th>dB</th> <th>dBuV</th> <th>dB/m</th> <th>dB</th> <th>cm</th> <th>deg</th> </tr> </thead> <tbody> <tr> <td>1</td> <td>2389.95</td> <td>47.69</td> <td>54.00</td> <td>-6.31</td> <td>39.75</td> <td>32.26</td> <td>7.76</td> <td>32.08</td> <td>386</td> <td>106</td> <td>AVERAGE</td> </tr> </tbody> </table>	Limit	Read	Ant	Cable	Preamp	APos	TPos	Remark	Freq	Level	Line Margin	Level Factor	Loss Factor				MHz	dBuV/m	dBuV/m	dB	dBuV	dB/m	dB	cm	deg	1	2389.95	47.69	54.00	-6.31	39.75	32.26	7.76	32.08	386	106	AVERAGE	<table border="1"> <thead> <tr> <th>Limit</th> <th>Read</th> <th>Ant</th> <th>Cable</th> <th>Preamp</th> <th>APos</th> <th>TPos</th> <th>Remark</th> </tr> <tr> <th>Freq</th> <th>Level</th> <th>Line Margin</th> <th>Level Factor</th> <th>Loss Factor</th> <th></th> <th></th> <th></th> </tr> <tr> <th>MHz</th> <th>dBuV/m</th> <th>dBuV/m</th> <th>dB</th> <th>dBuV</th> <th>dB/m</th> <th>dB</th> <th>cm</th> <th>deg</th> </tr> </thead> <tbody> <tr> <td>1</td> <td>2412.00</td> <td>96.40</td> <td>-----</td> <td>-----</td> <td>88.36</td> <td>32.31</td> <td>7.81</td> <td>32.08</td> <td>386</td> <td>106</td> <td>AVERAGE</td> </tr> </tbody> </table>	Limit	Read	Ant	Cable	Preamp	APos	TPos	Remark	Freq	Level	Line Margin	Level Factor	Loss Factor				MHz	dBuV/m	dBuV/m	dB	dBuV	dB/m	dB	cm	deg	1	2412.00	96.40	-----	-----	88.36	32.31	7.81	32.08	386	106	AVERAGE
	Limit	Read	Ant	Cable	Preamp	APos	TPos	Remark																																																																				
Freq	Level	Line Margin	Level Factor	Loss Factor																																																																								
MHz	dBuV/m	dBuV/m	dB	dBuV	dB/m	dB	cm	deg																																																																				
1	2389.95	47.69	54.00	-6.31	39.75	32.26	7.76	32.08	386	106	AVERAGE																																																																	
Limit	Read	Ant	Cable	Preamp	APos	TPos	Remark																																																																					
Freq	Level	Line Margin	Level Factor	Loss Factor																																																																								
MHz	dBuV/m	dBuV/m	dB	dBuV	dB/m	dB	cm	deg																																																																				
1	2412.00	96.40	-----	-----	88.36	32.31	7.81	32.08	386	106	AVERAGE																																																																	



		11																																																																										
Mode	Band Edge																																																																											
	2400-2483.5_802.11n_HT20_CH01_2412MHz+ LTE B13 Link																																																																											
ANT	SISO																																																																											
Pol.	Vertical	Fundamental																																																																										
Peak	<p style="text-align: right;">Date: 2024-06-13</p> <table border="1"> <thead> <tr> <th>Limit</th> <th>Read</th> <th>Ant</th> <th>Cable</th> <th>Preamp</th> <th>APos</th> <th>TPos</th> <th>Remark</th> </tr> <tr> <th>Freq</th> <th>Level</th> <th>Line Margin</th> <th>Level Factor</th> <th>Loss Factor</th> <th></th> <th></th> <th></th> </tr> <tr> <th>MHz</th> <th>dBuV/m</th> <th>dBuV/m</th> <th>dB</th> <th>dBuV</th> <th>dB/m</th> <th>dB</th> <th>cm</th> <th>deg</th> </tr> </thead> <tbody> <tr> <td>1</td> <td>2389.17</td> <td>58.56</td> <td>74.00</td> <td>-15.44</td> <td>50.62</td> <td>32.26</td> <td>7.76</td> <td>32.08</td> <td>260</td> <td>23</td> <td>PEAK</td> </tr> </tbody> </table>	Limit	Read	Ant	Cable	Preamp	APos	TPos	Remark	Freq	Level	Line Margin	Level Factor	Loss Factor				MHz	dBuV/m	dBuV/m	dB	dBuV	dB/m	dB	cm	deg	1	2389.17	58.56	74.00	-15.44	50.62	32.26	7.76	32.08	260	23	PEAK	<p style="text-align: right;">Date: 2024-06-13</p> <table border="1"> <thead> <tr> <th>Limit</th> <th>Read</th> <th>Ant</th> <th>Cable</th> <th>Preamp</th> <th>APos</th> <th>TPos</th> <th>Remark</th> </tr> <tr> <th>Freq</th> <th>Level</th> <th>Line Margin</th> <th>Level Factor</th> <th>Loss Factor</th> <th></th> <th></th> <th></th> </tr> <tr> <th>MHz</th> <th>dBuV/m</th> <th>dBuV/m</th> <th>dB</th> <th>dBuV</th> <th>dB/m</th> <th>dB</th> <th>cm</th> <th>deg</th> </tr> </thead> <tbody> <tr> <td>1</td> <td>2412.00</td> <td>99.69</td> <td>-----</td> <td>-----</td> <td>91.65</td> <td>32.31</td> <td>7.81</td> <td>32.08</td> <td>260</td> <td>23</td> <td>PEAK_74</td> </tr> </tbody> </table>	Limit	Read	Ant	Cable	Preamp	APos	TPos	Remark	Freq	Level	Line Margin	Level Factor	Loss Factor				MHz	dBuV/m	dBuV/m	dB	dBuV	dB/m	dB	cm	deg	1	2412.00	99.69	-----	-----	91.65	32.31	7.81	32.08	260	23	PEAK_74
	Limit	Read	Ant	Cable	Preamp	APos	TPos	Remark																																																																				
Freq	Level	Line Margin	Level Factor	Loss Factor																																																																								
MHz	dBuV/m	dBuV/m	dB	dBuV	dB/m	dB	cm	deg																																																																				
1	2389.17	58.56	74.00	-15.44	50.62	32.26	7.76	32.08	260	23	PEAK																																																																	
Limit	Read	Ant	Cable	Preamp	APos	TPos	Remark																																																																					
Freq	Level	Line Margin	Level Factor	Loss Factor																																																																								
MHz	dBuV/m	dBuV/m	dB	dBuV	dB/m	dB	cm	deg																																																																				
1	2412.00	99.69	-----	-----	91.65	32.31	7.81	32.08	260	23	PEAK_74																																																																	
Avg	<p style="text-align: right;">Date: 2024-06-13</p> <table border="1"> <thead> <tr> <th>Limit</th> <th>Read</th> <th>Ant</th> <th>Cable</th> <th>Preamp</th> <th>APos</th> <th>TPos</th> <th>Remark</th> </tr> <tr> <th>Freq</th> <th>Level</th> <th>Line Margin</th> <th>Level Factor</th> <th>Loss Factor</th> <th></th> <th></th> <th></th> </tr> <tr> <th>MHz</th> <th>dBuV/m</th> <th>dBuV/m</th> <th>dB</th> <th>dBuV</th> <th>dB/m</th> <th>dB</th> <th>cm</th> <th>deg</th> </tr> </thead> <tbody> <tr> <td>1</td> <td>2389.95</td> <td>43.64</td> <td>54.00</td> <td>-10.36</td> <td>35.70</td> <td>32.26</td> <td>7.76</td> <td>32.08</td> <td>260</td> <td>23</td> <td>AVERAGE</td> </tr> </tbody> </table>	Limit	Read	Ant	Cable	Preamp	APos	TPos	Remark	Freq	Level	Line Margin	Level Factor	Loss Factor				MHz	dBuV/m	dBuV/m	dB	dBuV	dB/m	dB	cm	deg	1	2389.95	43.64	54.00	-10.36	35.70	32.26	7.76	32.08	260	23	AVERAGE	<p style="text-align: right;">Date: 2024-06-13</p> <table border="1"> <thead> <tr> <th>Limit</th> <th>Read</th> <th>Ant</th> <th>Cable</th> <th>Preamp</th> <th>APos</th> <th>TPos</th> <th>Remark</th> </tr> <tr> <th>Freq</th> <th>Level</th> <th>Line Margin</th> <th>Level Factor</th> <th>Loss Factor</th> <th></th> <th></th> <th></th> </tr> <tr> <th>MHz</th> <th>dBuV/m</th> <th>dBuV/m</th> <th>dB</th> <th>dBuV</th> <th>dB/m</th> <th>dB</th> <th>cm</th> <th>deg</th> </tr> </thead> <tbody> <tr> <td>1</td> <td>2412.00</td> <td>92.51</td> <td>-----</td> <td>-----</td> <td>84.47</td> <td>32.31</td> <td>7.81</td> <td>32.08</td> <td>260</td> <td>23</td> <td>AVERAGE</td> </tr> </tbody> </table>	Limit	Read	Ant	Cable	Preamp	APos	TPos	Remark	Freq	Level	Line Margin	Level Factor	Loss Factor				MHz	dBuV/m	dBuV/m	dB	dBuV	dB/m	dB	cm	deg	1	2412.00	92.51	-----	-----	84.47	32.31	7.81	32.08	260	23	AVERAGE
Limit	Read	Ant	Cable	Preamp	APos	TPos	Remark																																																																					
Freq	Level	Line Margin	Level Factor	Loss Factor																																																																								
MHz	dBuV/m	dBuV/m	dB	dBuV	dB/m	dB	cm	deg																																																																				
1	2389.95	43.64	54.00	-10.36	35.70	32.26	7.76	32.08	260	23	AVERAGE																																																																	
Limit	Read	Ant	Cable	Preamp	APos	TPos	Remark																																																																					
Freq	Level	Line Margin	Level Factor	Loss Factor																																																																								
MHz	dBuV/m	dBuV/m	dB	dBuV	dB/m	dB	cm	deg																																																																				
1	2412.00	92.51	-----	-----	84.47	32.31	7.81	32.08	260	23	AVERAGE																																																																	



Mode	11																																																																																																																									
	Harmonic																																																																																																																									
	2400-2483.5_802.11n HT20_CH01_2412MHz+ LTE B13 Link																																																																																																																									
ANT	SISO																																																																																																																									
Pol.	Horizontal	Vertical																																																																																																																								
Peak Avg	<table border="1"> <thead> <tr> <th>Limit</th> <th>Read</th> <th>Ant</th> <th>Cable</th> <th>Preamp</th> <th>APos</th> <th>TPos</th> <th>Remark</th> </tr> <tr> <th>Freq</th> <th>Level</th> <th>Line</th> <th>Margin</th> <th>Level</th> <th>Factor</th> <th>Loss</th> <th>Factor</th> </tr> <tr> <th>MHz</th> <th>dBuV/m</th> <th>dBuV/m</th> <th>dB</th> <th>dBuV</th> <th>dB/m</th> <th>dB</th> <th>dB</th> </tr> </thead> <tbody> <tr> <td>1</td> <td>1564.50</td> <td>39.48</td> <td>74.00</td> <td>-34.52</td> <td>55.16</td> <td>29.48</td> <td>6.45</td> <td>51.61</td> <td>--</td> <td>--</td> <td>Peak</td> </tr> <tr> <td>2</td> <td>2346.75</td> <td>48.51</td> <td>74.00</td> <td>-25.49</td> <td>60.48</td> <td>32.16</td> <td>7.64</td> <td>51.77</td> <td>--</td> <td>--</td> <td>Peak</td> </tr> <tr> <td>3</td> <td>4824.00</td> <td>45.20</td> <td>74.00</td> <td>-28.80</td> <td>50.86</td> <td>34.83</td> <td>11.08</td> <td>51.57</td> <td>--</td> <td>--</td> <td>Peak</td> </tr> </tbody> </table>	Limit	Read	Ant	Cable	Preamp	APos	TPos	Remark	Freq	Level	Line	Margin	Level	Factor	Loss	Factor	MHz	dBuV/m	dBuV/m	dB	dBuV	dB/m	dB	dB	1	1564.50	39.48	74.00	-34.52	55.16	29.48	6.45	51.61	--	--	Peak	2	2346.75	48.51	74.00	-25.49	60.48	32.16	7.64	51.77	--	--	Peak	3	4824.00	45.20	74.00	-28.80	50.86	34.83	11.08	51.57	--	--	Peak	<table border="1"> <thead> <tr> <th>Limit</th> <th>Read</th> <th>Ant</th> <th>Cable</th> <th>Preamp</th> <th>APos</th> <th>TPos</th> <th>Remark</th> </tr> <tr> <th>Freq</th> <th>Level</th> <th>Line</th> <th>Margin</th> <th>Level</th> <th>Factor</th> <th>Loss</th> <th>Factor</th> </tr> <tr> <th>MHz</th> <th>dBuV/m</th> <th>dBuV/m</th> <th>dB</th> <th>dBuV</th> <th>dB/m</th> <th>dB</th> <th>dB</th> </tr> </thead> <tbody> <tr> <td>1</td> <td>1564.50</td> <td>41.00</td> <td>74.00</td> <td>-33.00</td> <td>56.68</td> <td>29.48</td> <td>6.45</td> <td>51.61</td> <td>--</td> <td>--</td> <td>Peak</td> </tr> <tr> <td>2</td> <td>2346.75</td> <td>49.93</td> <td>74.00</td> <td>-24.07</td> <td>61.90</td> <td>32.16</td> <td>7.64</td> <td>51.77</td> <td>--</td> <td>--</td> <td>Peak</td> </tr> <tr> <td>3</td> <td>4824.00</td> <td>46.14</td> <td>74.00</td> <td>-27.86</td> <td>51.80</td> <td>34.83</td> <td>11.08</td> <td>51.57</td> <td>--</td> <td>--</td> <td>Peak</td> </tr> </tbody> </table>	Limit	Read	Ant	Cable	Preamp	APos	TPos	Remark	Freq	Level	Line	Margin	Level	Factor	Loss	Factor	MHz	dBuV/m	dBuV/m	dB	dBuV	dB/m	dB	dB	1	1564.50	41.00	74.00	-33.00	56.68	29.48	6.45	51.61	--	--	Peak	2	2346.75	49.93	74.00	-24.07	61.90	32.16	7.64	51.77	--	--	Peak	3	4824.00	46.14	74.00	-27.86	51.80	34.83	11.08	51.57	--	--	Peak
	Limit	Read	Ant	Cable	Preamp	APos	TPos	Remark																																																																																																																		
Freq	Level	Line	Margin	Level	Factor	Loss	Factor																																																																																																																			
MHz	dBuV/m	dBuV/m	dB	dBuV	dB/m	dB	dB																																																																																																																			
1	1564.50	39.48	74.00	-34.52	55.16	29.48	6.45	51.61	--	--	Peak																																																																																																															
2	2346.75	48.51	74.00	-25.49	60.48	32.16	7.64	51.77	--	--	Peak																																																																																																															
3	4824.00	45.20	74.00	-28.80	50.86	34.83	11.08	51.57	--	--	Peak																																																																																																															
Limit	Read	Ant	Cable	Preamp	APos	TPos	Remark																																																																																																																			
Freq	Level	Line	Margin	Level	Factor	Loss	Factor																																																																																																																			
MHz	dBuV/m	dBuV/m	dB	dBuV	dB/m	dB	dB																																																																																																																			
1	1564.50	41.00	74.00	-33.00	56.68	29.48	6.45	51.61	--	--	Peak																																																																																																															
2	2346.75	49.93	74.00	-24.07	61.90	32.16	7.64	51.77	--	--	Peak																																																																																																															
3	4824.00	46.14	74.00	-27.86	51.80	34.83	11.08	51.57	--	--	Peak																																																																																																															

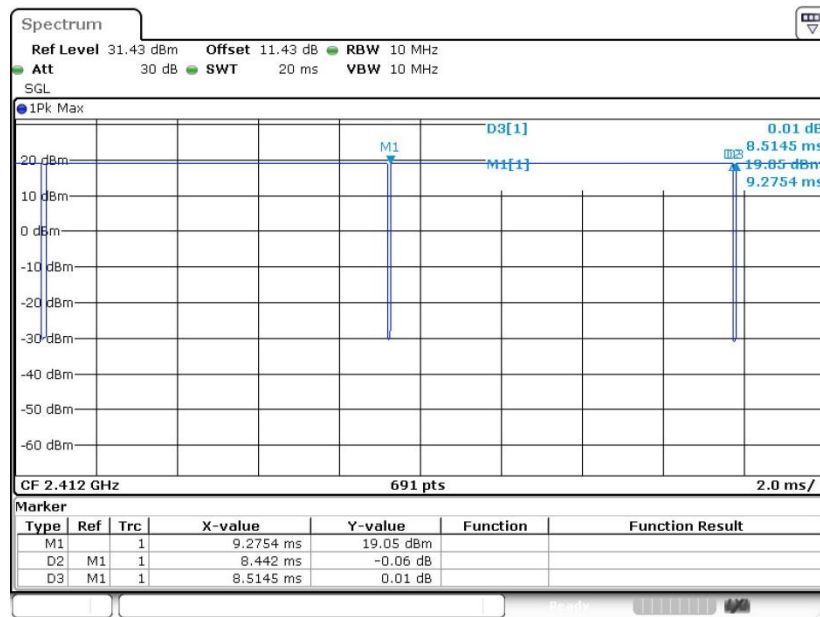
Note: For all plots above, the over limit line signals are Fundamental signal which can be ignored.



Appendix D. Duty Cycle Plots

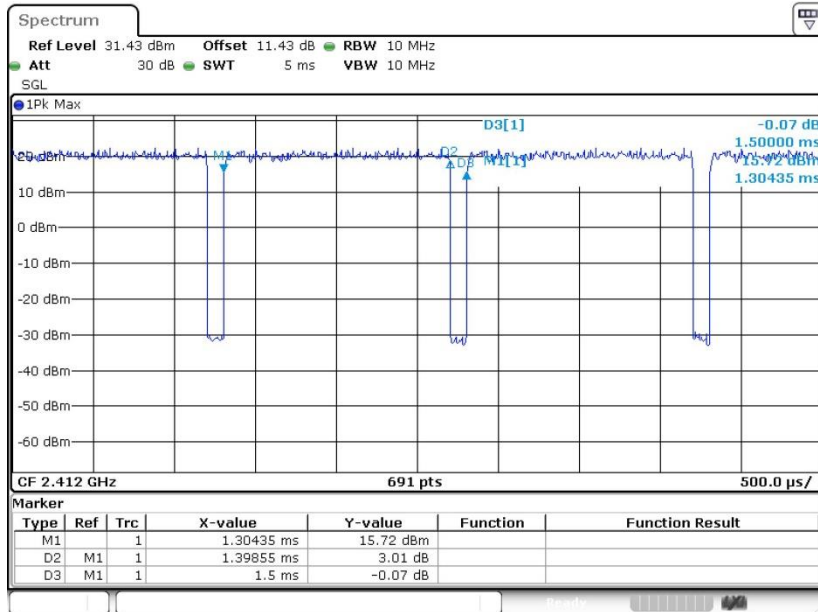
Band	Duty Cycle(%)	T(ms)	1/T(kHz)	VBW Setting
802.11b	99.15	-	-	10Hz
802.11g	93.24	1.3986	0.715	1kHz
2.4GHz 802.11n HT20	92.82	1.3116	0.762	1kHz

802.11b





802.11g



802.11n HT20

