



BUREAU  
VERITAS

Test Report No.: RF160714W002-2



Test Lab  
Cert 2951.01

# FCC TEST REPORT (PART 24)

**Product:** LTE Module  
**Model Name:** ME3630  
**FCC ID:** SRQ-ME3630  
**Applicant:** ZTE Corporation  
**Address:** ZTE Plaza, Keji Road South, Hi-Tech, Industrial Park,  
Nanshan District, Shenzhen, Guangdong, P.R.China  
**Manufacturer:** ZTE Corporation  
**Address:** ZTE Plaza, Keji Road South, Hi-Tech, Industrial Park,  
Nanshan District, Shenzhen, Guangdong, P.R.China  
**Prepared by:** Bureau Veritas Shenzhen Co., Ltd. Dongguan Branch  
**Lab Location:** No. 34, Chenwulu Section, Guantai Rd., Houjie Town,  
Dongguan City, Guangdong 523942, China  
**TEL:** +86 769 8593 5656  
**FAX:** +86 769 8593 1080  
**E-MAIL:** [customerservice.dg@cn.bureauveritas.com](mailto:customerservice.dg@cn.bureauveritas.com)  
**Report No.:** RF160714W002-2  
**Received Date:** Jul. 15, 2016  
**Test Date:** Jul. 15, 2016 ~ Jul. 26, 2016  
**Issued Date:** Jul. 27, 2016

This report should not be used by the client to claim product certification, approval, or endorsement by A2LA or any government agencies.

This report is for your exclusive use. Any copying or replication of this report to or for any other person or entity, or use of our name or trademark, is permitted only with our prior written permission. This report sets forth our findings solely with respect to the test samples identified herein. The results set forth in this report are not indicative or representative of the quality or characteristics of the lot from which a test sample was taken or any similar or identical product unless specifically and expressly noted. Our report includes all of the tests requested by you and the results thereof based upon the information that you provided to us. You have 60 days from date of issuance of this report to notify us of any material error or omission caused by our negligence, provided, however, that such notice shall be in writing and shall specifically address the issue you wish to raise. A failure to raise such issue within the prescribed time shall constitute your unqualified acceptance of the completeness of this report, the tests conducted and the correctness of the report contents. Unless specific mention, the uncertainty of measurement has been explicitly taken into account to declare the compliance or non-compliance to the specification.

Bureau Veritas Shenzhen Co., Ltd.  
Dongguan Branch

No. 34, Chenwulu Section, Guantai Rd.,  
Houjie Town, Dongguan City,  
Guangdong 523942, China

Tel: +86 769 8593 5656  
Fax: +86 769 8593 1080  
Email: [customerservice.dg@cn.bureauveritas.com](mailto:customerservice.dg@cn.bureauveritas.com)



# TABLE OF CONTENTS

**RELEASE CONTROL RECORD ..... 4**

**1 CERTIFICATION ..... 5**

**2 SUMMARY OF TEST RESULTS ..... 6**

2.1 MEASUREMENT UNCERTAINTY ..... 6

2.2 TEST SITE AND INSTRUMENTS ..... 7

**3 GENERAL INFORMATION ..... 8**

3.1 GENERAL DESCRIPTION OF EUT ..... 8

3.2 CONFIGURATION OF SYSTEM UNDER TEST ..... 10

3.3 DESCRIPTION OF SUPPORT UNITS ..... 11

3.4 TEST ITEM AND TEST CONFIGURATION ..... 11

3.5 EUT OPERATING CONDITIONS ..... 15

3.6 GENERAL DESCRIPTION OF APPLIED STANDARDS ..... 15

**4 TEST TYPES AND RESULTS ..... 16**

4.1 OUTPUT POWER MEASUREMENT ..... 16

4.1.1 LIMITS OF OUTPUT POWER MEASUREMENT ..... 16

4.1.2 TEST PROCEDURES ..... 16

4.1.3 TEST SETUP ..... 17

4.1.4 TEST RESULTS ..... 18

4.2 FREQUENCY STABILITY MEASUREMENT ..... 27

4.2.1 LIMITS OF FREQUENCY STABILITY MEASUREMENT ..... 27

4.2.2 TEST PROCEDURE ..... 27

4.2.3 TEST SETUP ..... 27

4.2.4 TEST RESULTS ..... 28

4.3 OCCUPIED BANDWIDTH MEASUREMENT ..... 29

4.3.1 TEST PROCEDURES ..... 29

4.3.2 TEST SETUP ..... 29

4.3.3 TEST RESULTS ..... 30

4.4 BAND EDGE MEASUREMENT ..... 38

4.4.1 LIMITS OF BAND EDGE MEASUREMENT ..... 38

4.4.2 TEST SETUP ..... 38

4.4.3 TEST PROCEDURES ..... 39

4.4.4 TEST RESULTS ..... 40

4.5 CONDUCTED SPURIOUS EMISSIONS ..... 47

4.5.1 LIMITS OF CONDUCTED SPURIOUS EMISSIONS MEASUREMENT ..... 47

4.5.2 TEST PROCEDURE ..... 47

4.5.3 TEST SETUP ..... 47

4.5.4 TEST RESULTS ..... 48

4.6 RADIATED EMISSION MEASUREMENT ..... 51

4.6.1 LIMITS OF RADIATED EMISSION MEASUREMENT ..... 51

4.6.2 TEST PROCEDURES ..... 51

4.6.3 DEVIATION FROM TEST STANDARD ..... 51

4.6.4 TEST SETUP ..... 52

4.6.5 TEST RESULTS ..... 53

4.7 PEAK TO AVERAGE RATIO ..... 69

4.7.1 LIMITS OF PEAK TO AVERAGE RATIO MEASUREMENT ..... 69

4.7.2 TEST SETUP ..... 69



**Test Report No.: RF160714W002-2**

|          |   |           |
|----------|---|-----------|
| 4.7.3    | TEST PROCEDURES .....   | 69        |
| 4.7.4    | TEST RESULTS .....  | 70        |
| <b>5</b> | <b>INFORMATION ON THE TESTING LABORATORIES.....</b>   | <b>74</b> |
| <b>6</b> | <b>APPENDIX A – MODIFICATIONS RECORDERS FOR ENGINEERING CHANGES TO THE<br/>EUT BY THE LAB .....</b> | <b>75</b> |



## RELEASE CONTROL RECORD

| ISSUE NO.      | REASON FOR CHANGE | DATE ISSUED   |
|----------------|-------------------|---------------|
| RF160714W002-2 | Original release  | Jul. 27, 2016 |



## 1 CERTIFICATION

**PRODUCT:** LTE Module  
**BRAND NAME:** ZTE  
**MODEL NAME:** ME3630  
**APPLICANT:** ZTE Corporation  
**TESTED:** Jul. 15, 2016 ~ Jul. 26, 2016  
**TEST SAMPLE:** Identical Prototype  
**STANDARDS:** FCC Part 24, Subpart E

The above equipment has been tested by **Bureau Veritas Shenzhen Co., Ltd. Dongguan Branch**, and found compliance with the requirement of the above standards. The test record, data evaluation & Equipment Under Test (EUT) configurations represented herein are true and accurate accounts of the measurements of the sample's EMC characteristics under the conditions specified in this report.

**PREPARED BY :** Yuqiang Yin, **DATE:** Jul. 27, 2016  
(Yuqiang Yin/ Engineer)

**APPROVED BY :** Bill Yao, **DATE:** Jul. 27, 2016  
( Bill Yao / Manager)



## 2 SUMMARY OF TEST RESULTS

The EUT has been tested according to the following specifications:

| APPLIED STANDARD: FCC Part 24 & Part 2 |                                     |        |  |
|--|-------------------------------------|--------|--|
| STANDARD SECTION                       | TEST TYPE                           | RESULT | REMARK   |
| 2.1046<br>24.232                       | Equivalent Isotropic Radiated Power | PASS   | Meet the requirement of limit.   |
| 2.1055<br>24.235                       | Frequency Stability                 | PASS   | Meet the requirement of limit.   |
| 2.1049<br>24.238(b)                    | Occupied Bandwidth                  | PASS   | Meet the requirement of limit.   |
| 24.232(d)                              | Peak to average ratio               | PASS   | Meet the requirement of limit.   |
| 24.238(b)                              | Band Edge Measurements              | PASS   | Meet the requirement of limit.   |
| 2.1051<br>24.238                       | Conducted Spurious Emissions        | PASS   | Meet the requirement of limit.   |
| 2.1053<br>24.238                       | Radiated Spurious Emissions         | PASS   | Meet the requirement of limit.<br>Minimum passing margin is -7.09dB at 43.58MHz. |

### 2.1 MEASUREMENT UNCERTAINTY

Where relevant, the following measurement uncertainty levels have been estimated for tests performed on the EUT as specified in CISPR 16-4-2:

| MEASUREMENT         | FREQUENCY     | UNCERTAINTY |
|---------------------|---------------|-------------|
| Conducted emissions | 9kHz~30MHz    | 2.66dB      |
| Radiated emissions  | 9KHz ~ 30MHz  | 2.74dB      |
|                     | 30MHz ~ 1GHz  | 3.55dB      |
|                     | 1GHz ~ 18GHz  | 4.84dB      |
|                     | 18GHz ~ 40GHz | 1.94dB      |

This uncertainty represents an expanded uncertainty expressed at approximately the 95% confidence level using a coverage factor of k=2.



## 2.2 TEST SITE AND INSTRUMENTS

| Equipment                        | Manufacturer  | Model No.                | Serial No.  | Last Cal.   | Next Cal.   |
|----------------------------------|---------------|--------------------------|-------------|-------------|-------------|
| EMI Test Receiver                | Rohde&Schwarz | ESR7                     | 101494      | Apr. 05,16  | Apr. 04,17  |
| Signal and Spectrum Analyzer     | Rohde&Schwarz | FSV7                     | 102331      | Nov. 09,15  | Nov. 08,16  |
| Bilog Antenna 1                  | Teseq         | CBL 6111D                | 30643       | Jul. 14, 16 | Jul. 13, 17 |
| Bilog Antenna 2                  | Teseq         | CBL 6111D                | 27089       | Jul. 14, 16 | Jul. 13, 17 |
| Horn Antenna (1GHz -18GHz)       | ETS -Lindgren | 3117                     | 00062558    | May 18,16   | May 17,17   |
| GPS Generator+ Antenna           | TOJOIN        | GNSS-5000A               | E1-010119   | Aug. 08, 14 | Aug. 07, 16 |
| 3m Semi-anechoic Chamber         | ETS-LINDGREN  | 9m*6m*6m                 | NSEMC003    | Mar. 12,16  | Mar. 11,18  |
| Test Software                    | ADT           | ADT_Radiated_V7.6.15.9.2 | N/A         | N/A         | N/A         |
| Horn Antenna                     | SCHWARZBECK   | BBHA 9170                | BBHA9170242 | Mar. 12,16  | Mar. 11,17  |
| Amplifier (9kHz-1GHz)            | SONOMA        | 310D                     | 186955      | Mar. 04,16  | Mar. 03, 17 |
| Pre-Amplifier(1-18G)             | HP            | 8449B                    | 3008A00409  | Apr. 25,16  | Apr. 24,17  |
| Pre-Amplifier (18GHz-40GHz)      | EMCI          | EMC 184045               | 980102      | Nov. 20,15  | Nov. 19,16  |
| Test Software                    | ADT           | ADT_Radiated_V7.6.15.9.2 | N/A         | N/A         | N/A         |
| BLUETOOTH TESTER                 | Rohde&Schwarz | CBT32                    | 100811      | Sep. 01,15  | Aug. 31,16  |
| Power Sensor                     | Keysight      | U2021XA                  | MY55060016  | May 04,16   | May 03,17   |
| Power Sensor                     | Keysight      | U2021XA                  | MY55060018  | May 04,16   | May 03,17   |
| Digital Multimeter               | FLUKE         | 15B                      | A1220010DG  | Oct. 12, 15 | Oct.11, 16  |
| Humid & Temp Programmable Tester | Haida         | HD-2257                  | 110807201   | Sep.07,15   | Sep. 06,16  |
| Oscilloscope                     | Agilent       | DSO9254A                 | MY51260160  | Nov. 28,15  | Nov. 27,16  |
| Signal Analyzer                  | Rohde Schwarz | & FSV7                   | 102331      | Nov. 09,15  | Nov. 08,16  |
| Signal Generator                 | Agilent       | N5183A                   | MY50140980  | Nov. 09,15  | Nov. 08,16  |
| ESG Vector Signal Generator      | Agilent       | E4438C                   | MY49072505  | Apr. 22, 16 | Apr. 21, 17 |
| BLUETOOTH TESTER                 | Rohde&Schwarz | CBT32                    | 100811      | Sep. 01,15  | Aug. 31,16  |

- NOTE:** 1. The calibration interval of the above test instruments is 12 months or 24 months and the calibrations are traceable to CEPREI/CHINA, GRGT/CHINA and NIM/CHINA.
2. The test was performed in Dongguan 966 Chamber.
3. The horn antenna are used only for the measurement of emission frequency above 1GHz if tested.
4. The FCC Site Registration No. is 502831.



### 3 GENERAL INFORMATION

#### 3.1 GENERAL DESCRIPTION OF EUT

|   |   |                       |
|---|---|-----------------------|
| <b>PRODUCT</b>  | LTE Module  |                       |
| <b>MODEL NAME</b>                                     | ME3630  |                       |
| <b>POWER SUPPLY</b>                                   | 3.8Vdc  |                       |
| <b>MODULATION TYPE</b>                                | <b>WCDMA</b> : BPSK                                   |                       |
|   | <b>LTE Band 2</b> : QPSK, 16QAM                       |                       |
| <b>FREQUENCY RANGE</b>                                | <b>WCDMA</b> : 1852.4MHz ~ 1907.6MHz                  |                       |
|   | <b>LTE Band 2</b><br><b>Channel Bandwidth: 1.4MHz</b> | 1850.7MHz ~ 1909.3MHz |
|   | <b>LTE Band 2</b><br><b>Channel Bandwidth: 3MHz</b>   | 1851.5MHz ~ 1908.5MHz |
|   | <b>LTE Band 2</b><br><b>Channel Bandwidth: 5MHz</b>   | 1852.5MHz ~ 1907.5MHz |
|   | <b>LTE Band 2</b><br><b>Channel Bandwidth: 10MHz</b>  | 1855.0MHz ~ 1905.0MHz |
|   | <b>LTE Band 2</b><br><b>Channel Bandwidth: 15MHz</b>  | 1857.5MHz ~ 1902.5MHz |
|   | <b>LTE Band 2</b><br><b>Channel Bandwidth: 20MHz</b>  | 1860.0MHz ~ 1900.0MHz |
|   | <b>MAX. EIRP POWER</b>                                | <b>WCDMA</b>          |
| <b>LTE Band 2</b><br><b>Channel Bandwidth: 1.4MHz</b> |   | 101mW                 |
| <b>LTE Band 2</b><br><b>Channel Bandwidth: 3MHz</b>   |   | 100mW                 |
| <b>LTE Band 2</b><br><b>Channel Bandwidth: 5MHz</b>   |   | 101mW                 |
| <b>LTE Band 2</b><br><b>Channel Bandwidth: 10MHz</b>  |   | 102mW                 |
| <b>LTE Band 2</b><br><b>Channel Bandwidth: 15MHz</b>  |   | 101mW                 |
| <b>LTE Band 2</b><br><b>Channel Bandwidth: 20MHz</b>  |   | 91mW                  |
| <b>EMISSION DESIGNATOR</b>                            | <b>WCDMA</b>  | 4M14F9W               |
|   | <b>LTE Band 2</b><br><b>Channel Bandwidth: 1.4MHz</b> | QPSK: 1M09G7D         |
|   |   | 16QAM: 1M09W7D        |
|   | <b>LTE Band 2</b><br><b>Channel Bandwidth: 3MHz</b>   | QPSK: 2M69G7D         |
|   |   | 16QAM: 2M68W7D        |





|                       |                                 |                |
|-----------------------|---------------------------------|----------------|
|                       | <b>LTE Band 2</b>               | QPSK: 4M48G7D  |
|                       | <b>Channel Bandwidth: 5MHz</b>  | 16QAM: 4M47W7D |
|                       | <b>LTE Band 2</b>               | QPSK: 8M93G7D  |
|                       | <b>Channel Bandwidth: 10MHz</b> | 16QAM: 8M93W7D |
|                       | <b>LTE Band 2</b>               | QPSK: 13M4G7D  |
|                       | <b>Channel Bandwidth: 15MHz</b> | 16QAM: 13M4W7D |
|                       | <b>LTE Band 2</b>               | QPSK: 17M9G7D  |
|                       | <b>Channel Bandwidth: 20MHz</b> | 16QAM: 17M8W7D |
| <b>ANTENNA TYPE</b>   | Other antenna with 4.8dBi gain  |                |
| <b>HW VERSION</b>     | ME3630-U1A_MB_A                 |                |
| <b>SW VERSION</b>     | ME3630U1AV1.0B02                |                |
| <b>I/O PORTS</b>      | Refer to user's manual          |                |
| <b>CABLE SUPPLIED</b> | N/A                             |                |

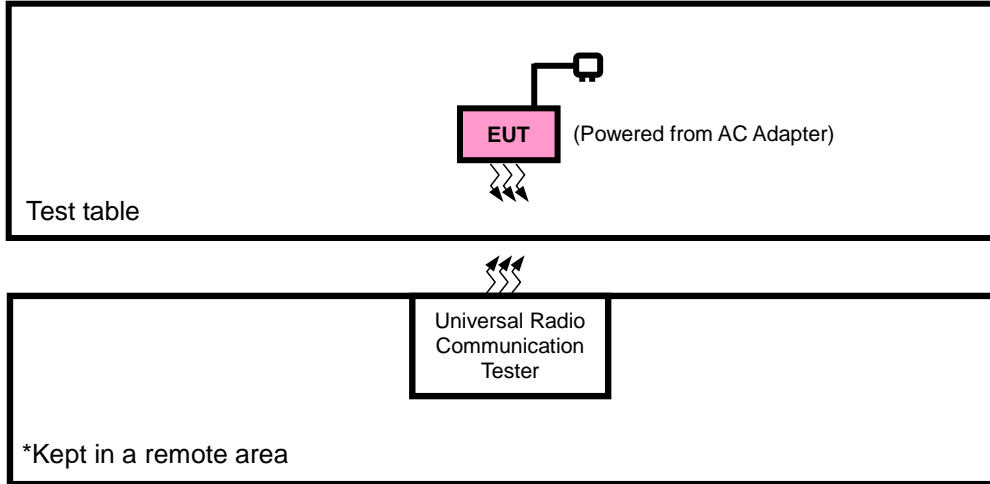
**NOTE:**

1. For a more detailed features description, please refer to the manufacturer's specifications or the user's manual.
2. For the test results, the EUT had been tested with all conditions. But only the worst case was shown in test report.

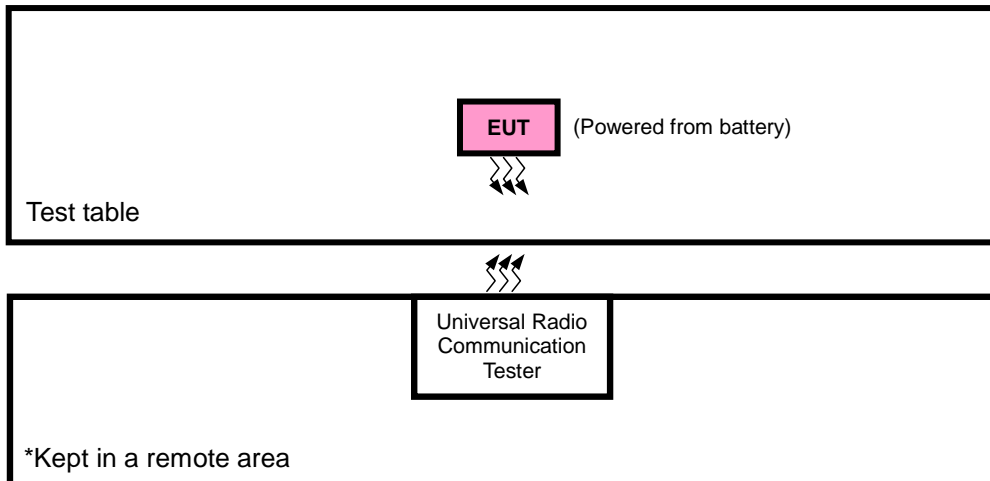


### 3.2 CONFIGURATION OF SYSTEM UNDER TEST

#### FOR RADIATION EMISSION TEST



#### FOR E.I.R.P. TEST





### 3.3 DESCRIPTION OF SUPPORT UNITS

The EUT has been tested as an independent unit together with other necessary accessories or support units. The following support units or accessories were used to form a representative test configuration during the tests.

| NO. | PRODUCT   | BRAND    | MODEL NO. | SERIAL NO. | FCC ID |
|-----|-----------|----------|-----------|------------|--------|
| 1   | DC source | LONG WEI | PS-6403D  | 010934269  | N/A    |
| 2   | PC        | HP       | A6608CN   | 3CR83825X3 | N/A    |

| NO. | SIGNAL CABLE DESCRIPTION OF THE ABOVE SUPPORT UNITS |
|-----|---|
| 1   | DC Line: Unshielded, Detachable 1.0m                |
| 2   | AC Line: Unshielded, Detachable 1.5m                |

**NOTE:**

1. All power cords of the above support units are non shielded (1.8m).

### 3.4 TEST ITEM AND TEST CONFIGURATION

Pre-Scan has been conducted to determine the worst-case mode from all possible combinations between available modulations, data rates, XYZ axis and antenna ports

The worst case in EIRP and radiated emission was found when positioned on X-plane for GSM/EDGE/WCDMA and Z-plane for LTE. Following channel(s) was (were) selected for the final test as listed below:

| EUT CONFIGURE MODE | DESCRIPTION                |
|--------------------|----------------------------|
| -                  | EUT with WCDMA or LTE link |



**WCDMA MODE**

| EUT CONFIGURE MODE | TEST ITEM             | AVAILABLE CHANNEL | TESTED CHANNEL   | MODE  |
|--------------------|-----------------------|-------------------|------------------|-------|
| -                  | EIRP                  | 9262 to 9538      | 9262, 9400, 9538 | WCDMA |
| -                  | FREQUENCY STABILITY   | 9262 to 9538      | 9400             | WCDMA |
| -                  | OCCUPIED BANDWIDTH    | 9262 to 9538      | 9262, 9400, 9538 | WCDMA |
| -                  | PEAK TO AVERAGE RATIO | 9262 to 9538      | 9400             | WCDMA |
| -                  | BAND EDGE             | 9262 to 9538      | 9262, 9538       | WCDMA |
| -                  | CONDCUETED EMISSION   | 9262 to 9538      | 9400             | WCDMA |
| -                  | RADIATED EMISSION     | 9262 to 9538      | 9400             | WCDMA |

**LTE BAND 2**

| EUT CONFIGURE MODE | TEST ITEM             | AVAILABLE CHANNEL | TESTED CHANNEL      | CHANNEL BANDWIDTH | MODULATION | MODE                 |
|--------------------|-----------------------|-------------------|---------------------|-------------------|------------|----------------------|
| -                  | EIRP                  | 18607 to 19193    | 18607, 18900, 19193 | 1.4MHz            | QPSK,16QAM | 1 RB / 0 RB Offset   |
|                    |                       | 18615 to 19185    | 18615, 18900, 19185 | 3MHz              | QPSK,16QAM | 1 RB / 0 RB Offset   |
|                    |                       | 18625 to 19175    | 18625, 18900, 19175 | 5MHz              | QPSK,16QAM | 1 RB / 0 RB Offset   |
|                    |                       | 18650 to 19150    | 18650, 18900, 19150 | 10MHz             | QPSK,16QAM | 1 RB / 0 RB Offset   |
|                    |                       | 18675 to 19125    | 18675, 18900, 19125 | 15MHz             | QPSK,16QAM | 1 RB / 0 RB Offset   |
|                    |                       | 18700 to 19100    | 18700, 18900, 19100 | 20MHz             | QPSK,16QAM | 1 RB / 0 RB Offset   |
| -                  | FREQUENCY STABILITY   | 18607 to 19193    | 18900               | 1.4MHz            | QPSK       | 1 RB / 0 RB Offset   |
|                    |                       | 18615 to 19185    | 18900               | 3MHz              | QPSK       | 1 RB / 0 RB Offset   |
|                    |                       | 18625 to 19175    | 18900               | 5MHz              | QPSK       | 1 RB / 0 RB Offset   |
|                    |                       | 18650 to 19150    | 18900               | 10MHz             | QPSK       | 1 RB / 0 RB Offset   |
|                    |                       | 18675 to 19125    | 18900               | 15MHz             | QPSK       | 1 RB / 0 RB Offset   |
|                    |                       | 18700 to 19100    | 18900               | 20MHz             | QPSK       | 1 RB / 0 RB Offset   |
| -                  | OCCUPIED BANDWIDTH    | 18607 to 19193    | 18607, 18900, 19193 | 1.4MHz            | QPSK,16QAM | 6 RB / 0 RB Offset   |
|                    |                       | 18615 to 19185    | 18615, 18900, 19185 | 3MHz              | QPSK,16QAM | 15 RB / 0 RB Offset  |
|                    |                       | 18625 to 19175    | 18625, 18900, 19175 | 5MHz              | QPSK,16QAM | 25 RB / 0 RB Offset  |
|                    |                       | 18650 to 19150    | 18650, 18900, 19150 | 10MHz             | QPSK,16QAM | 50 RB / 0 RB Offset  |
|                    |                       | 18675 to 19125    | 18675, 18900, 19125 | 15MHz             | QPSK,16QAM | 75 RB / 0 RB Offset  |
|                    |                       | 18700 to 19100    | 18700, 18900, 19100 | 20MHz             | QPSK,16QAM | 100 RB / 0 RB Offset |
| -                  | PEAK TO AVERAGE RATIO | 18607 to 19193    | 18607, 18900, 19193 | 1.4MHz            | QPSK,16QAM | 1 RB / 0 RB Offset   |
|                    |                       | 18615 to 19185    | 18615, 18900, 19185 | 3MHz              | QPSK,16QAM | 1 RB / 0 RB Offset   |
|                    |                       | 18625 to 19175    | 18625, 18900, 19175 | 5MHz              | QPSK,16QAM | 1 RB / 0 RB Offset   |
|                    |                       | 18650 to 19150    | 18650, 18900, 19150 | 10MHz             | QPSK,16QAM | 1 RB / 0 RB Offset   |
|                    |                       | 18675 to 19125    | 18675, 18900, 19125 | 15MHz             | QPSK,16QAM | 1 RB / 0 RB Offset   |
|                    |                       | 18700 to 19100    | 18700, 18900, 19100 | 20MHz             | QPSK,16QAM | 1 RB / 0 RB Offset   |



|                |                      |                |       |                      |      |                     |
|----------------|----------------------|----------------|-------|----------------------|------|---------------------|
|                | BAND EDGE            | 18607 to 19193 | 18607 | 1.4MHz               | QPSK | 1 RB / 0 RB Offset  |
|                |                      |                |       |                      |      | 6 RB / 0 RB Offset  |
|                |                      | 18615 to 19185 | 19193 | 1.4MHz               | QPSK | 1 RB / 5 RB Offset  |
|                |                      |                |       |                      |      | 6 RB / 0 RB Offset  |
|                |                      | 18625 to 19175 | 18615 | 3MHz                 | QPSK | 1 RB / 0 RB Offset  |
|                |                      |                |       |                      |      | 15 RB / 0 RB Offset |
|                |                      | 18650 to 19150 | 19185 | 3MHz                 | QPSK | 1 RB / 14 RB Offset |
|                |                      |                |       |                      |      | 15 RB / 0 RB Offset |
|                |                      | 18675 to 19125 | 18625 | 5MHz                 | QPSK | 1 RB / 0 RB Offset  |
|                |                      |                |       |                      |      | 25 RB / 0 RB Offset |
|                |                      | 18700 to 19100 | 19175 | 5MHz                 | QPSK | 1 RB / 24 RB Offset |
|                |                      |                |       |                      |      | 25 RB / 0 RB Offset |
|                |                      | 18607 to 19193 | 18650 | 10MHz                | QPSK | 1 RB / 0 RB Offset  |
|                |                      |                |       |                      |      | 50 RB / 0 RB Offset |
|                |                      | 18615 to 19185 | 19150 | 10MHz                | QPSK | 1 RB / 49 RB Offset |
|                |                      |                |       |                      |      | 50 RB / 0 RB Offset |
|                |                      | 18625 to 19175 | 18675 | 15MHz                | QPSK | 1 RB / 0 RB Offset  |
|                |                      |                |       |                      |      | 75 RB / 0 RB Offset |
| 18650 to 19150 | 19125                | 15MHz          | QPSK  | 1 RB / 74 RB Offset  |      |                     |
|                |                      |                |       | 75 RB / 0 RB Offset  |      |                     |
| 18675 to 19125 | 18700                | 20MHz          | QPSK  | 1 RB / 0 RB Offset   |      |                     |
|                |                      |                |       | 100 RB / 0 RB Offset |      |                     |
| 18700 to 19100 | 19100                | 20MHz          | QPSK  | 1 RB / 99 RB Offset  |      |                     |
|                |                      |                |       | 100 RB / 0 RB Offset |      |                     |
|                | CONDCUDETED EMISSION | 18607 to 19193 | 18900 | 1.4MHz               | QPSK | 1 RB / 0 RB Offset  |
|                |                      | 18615 to 19185 | 18900 | 3MHz                 | QPSK | 1 RB / 0 RB Offset  |
|                |                      | 18625 to 19175 | 18900 | 5MHz                 | QPSK | 1 RB / 0 RB Offset  |
|                |                      | 18650 to 19150 | 18900 | 10MHz                | QPSK | 1 RB / 0 RB Offset  |
|                |                      | 18675 to 19125 | 18900 | 15MHz                | QPSK | 1 RB / 0 RB Offset  |
|                |                      | 18700 to 19100 | 18900 | 20MHz                | QPSK | 1 RB / 0 RB Offset  |
|                | RADIATED EMISSION    | 18607 to 19193 | 18900 | 1.4MHz               | QPSK | 1 RB / 0 RB Offset  |
|                |                      | 18615 to 19185 | 18900 | 3MHz                 | QPSK | 1 RB / 0 RB Offset  |
|                |                      | 18625 to 19175 | 18900 | 5MHz                 | QPSK | 1 RB / 0 RB Offset  |
|                |                      | 18650 to 19150 | 18900 | 10MHz                | QPSK | 1 RB / 0 RB Offset  |
|                |                      | 18675 to 19125 | 18900 | 15MHz                | QPSK | 1 RB / 0 RB Offset  |
|                |                      | 18700 to 19100 | 18900 | 20MHz                | QPSK | 1 RB / 0 RB Offset  |



**TEST CONDITION:**

| TEST ITEM             | ENVIRONMENTAL CONDITIONS | INPUT POWER | TESTED BY   |
|-----------------------|--------------------------|-------------|-------------|
| EIRP                  | 25deg. C, 57%RH          | 3.8Vdc      | Alex Chen   |
| FREQUENCY STABILITY   | 23deg. C, 61%RH          | 3.8Vdc      | Yuqiang Yin |
| OCCUPIED BANDWIDTH    | 23deg. C, 61%RH          | 3.8Vdc      | Yuqiang Yin |
| PEAK TO AVERAGE RATIO | 23deg. C, 61%RH          | 3.8Vdc      | Yuqiang Yin |
| BAND EDGE             | 23deg. C, 61%RH          | 3.8Vdc      | Yuqiang Yin |
| CONDCUDED EMISSION    | 23deg. C, 61%RH          | 3.8Vdc      | Yuqiang Yin |
| RADIATED EMISSION     | 25deg. C, 57%RH          | 3.8Vdc      | Alex Chen   |



### 3.5 EUT OPERATING CONDITIONS

The EUT makes a call to the communication simulator. The communication simulator station system controlled a EUT to export maximum output power under transmission mode and specific channel frequency

### 3.6 GENERAL DESCRIPTION OF APPLIED STANDARDS

The EUT is a RF product. According to the specifications of the manufacturer, it must comply with the requirements of the following standards:

**FCC 47 CFR Part 2**

**FCC 47 CFR Part 24**

**KDB 971168 D01 Power Meas License Digital Systems v02r02**

**ANSI/TIA/EIA-603-D**

**NOTE:** All test items have been performed and recorded as per the above standards.



## 4 TEST TYPES AND RESULTS

### 4.1 OUTPUT POWER MEASUREMENT

#### 4.1.1 LIMITS OF OUTPUT POWER MEASUREMENT

Mobile and portable stations are limited to 2 watts EIRP.

#### 4.1.2 TEST PROCEDURES

##### **EIRP MEASUREMENT:**

- a. All measurements were done at low, middle and high operational frequency range. RBW and VBW is 1MHz for GSM, GPRS & EDGE, 5MHz for WCDMA mode, and 10MHz for LTE mode.
- b. Substitution method is used for E.I.R.P measurement. In the semi-anechoic chamber, EUT placed on the 0.8m height of Turn Table, rotated the table around 360 degrees to search the maximum radiation power and receiver antenna shall be rotated vertical and horizontal polarization and moved height from 1m to 4m to find the maximum polar radiated power. The “Read Value” is the spectrum reading the maximum power value.
- c. The substitution horn antenna is substituted for EUT at the same position and signals generator export the CW signal to the substitution antenna via a tx cable. Rotated the Turn Table and moved receiving antenna to find the maximum radiation power. Adjust output power level of S.G to get a Value of spectrum reading equal to “Read Value “ of step b. Record the power level of S.G
- d.  $EIRP = \text{Output power level of S.G} - \text{TX cable loss} + \text{Antenna gain of substitution horn.}$

##### **CONDUCTED POWER MEASUREMENT:**

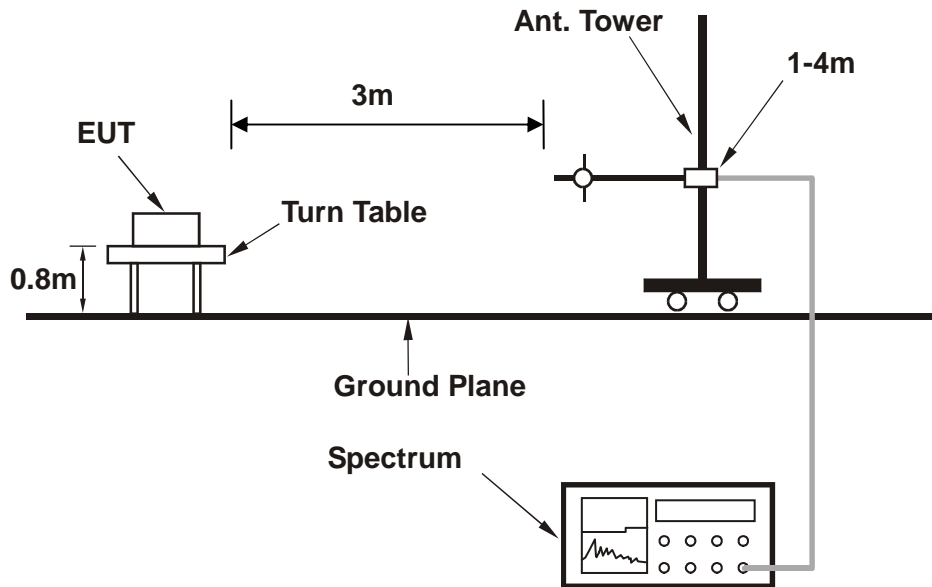
The EUT was set up for the maximum power with GSM, GPRS, EDGE & WCDMA link data modulation and link up with simulator. Set the EUT to transmit under low, middle and high channel and record the power level shown on simulator.





#### 4.1.3 TEST SETUP

##### EIRP MEASUREMENT:



For the actual test configuration, please refer to the attached file (Test Setup Photo).

##### CONDUCTED POWER MEASUREMENT:



For the actual test configuration, please refer to the attached file (Test Setup Photo).



#### 4.1.4 TEST RESULTS

##### CONDUCTED OUTPUT POWER (dBm)

| Band            | WCDMA II |        |        |
|-----------------|----------|--------|--------|
| Channel         | 9262     | 9400   | 9538   |
| Frequency (MHz) | 1852.4   | 1880.0 | 1907.6 |
| RMC 12.2K       | 22.85    | 22.67  | 22.63  |
| HSPA            |          |        |        |
| HSDPA Subtest-1 | 21.55    | 21.33  | 21.33  |
| HSDPA Subtest-2 | 21.50    | 21.31  | 21.28  |
| HSDPA Subtest-3 | 21.02    | 20.85  | 20.80  |
| HSDPA Subtest-4 | 20.99    | 20.81  | 20.77  |
| HSUPA Subtest-1 | 21.66    | 21.69  | 21.71  |
| HSUPA Subtest-2 | 19.85    | 19.88  | 19.84  |
| HSUPA Subtest-3 | 20.84    | 20.85  | 20.83  |
| HSUPA Subtest-4 | 19.72    | 19.75  | 19.66  |
| HSUPA Subtest-5 | 21.79    | 21.75  | 21.78  |



| LTE Band 2 |            |         |           |                         |                       |                         |                     |
|------------|------------|---------|-----------|-------------------------|-----------------------|-------------------------|---------------------|
| BW         | Modulation | RB Size | RB Offset | Low CH<br>18607         | Mid CH<br>18900       | High CH<br>19193        | 3GPP<br>MPR<br>(dB) |
|            |            |         |           | Frequency<br>1850.7 MHz | Frequency<br>1880 MHz | Frequency<br>1909.3 MHz |                     |
| 1.4MHz     | QPSK       | 1       | 0         | 21.69                   | 21.92                 | 21.82                   | 0                   |
|            |            | 1       | 2         | 21.61                   | 21.76                 | 21.69                   | 0                   |
|            |            | 1       | 5         | 21.51                   | 21.72                 | 21.52                   | 0                   |
|            |            | 3       | 0         | 21.68                   | 21.91                 | 21.81                   | 0                   |
|            |            | 3       | 1         | 21.60                   | 21.75                 | 21.68                   | 0                   |
|            |            | 3       | 3         | 21.50                   | 21.71                 | 21.51                   | 0                   |
|            | 16QAM      | 6       | 0         | 20.51                   | 20.74                 | 20.64                   | 1                   |
|            |            | 1       | 0         | 20.61                   | 20.76                 | 20.69                   | 1                   |
|            |            | 1       | 2         | 20.54                   | 20.75                 | 20.55                   | 1                   |
|            |            | 1       | 5         | 20.43                   | 20.66                 | 20.56                   | 1                   |
|            |            | 3       | 0         | 20.59                   | 20.74                 | 20.67                   | 1                   |
|            |            | 3       | 1         | 20.52                   | 20.73                 | 20.53                   | 1                   |
|            |            | 3       | 3         | 20.41                   | 20.64                 | 20.54                   | 1                   |
|            |            | 6       | 0         | 19.54                   | 19.69                 | 19.62                   | 2                   |
| BW         | Modulation | RB Size | RB Offset | Low CH<br>18615         | Mid CH<br>18900       | High CH<br>19185        | 3GPP<br>MPR<br>(dB) |
|            |            |         |           | Frequency<br>1851.5 MHz | Frequency<br>1880 MHz | Frequency<br>1908.5 MHz |                     |
| 3 MHz      | QPSK       | 1       | 0         | 21.72                   | 21.95                 | 21.85                   | 0                   |
|            |            | 1       | 7         | 21.64                   | 21.79                 | 21.72                   | 0                   |
|            |            | 1       | 14        | 21.54                   | 21.75                 | 21.55                   | 0                   |
|            |            | 8       | 0         | 20.58                   | 20.81                 | 20.71                   | 1                   |
|            |            | 8       | 3         | 20.62                   | 20.77                 | 20.70                   | 1                   |
|            |            | 8       | 7         | 20.51                   | 20.72                 | 20.52                   | 1                   |
|            |            | 15      | 0         | 20.54                   | 20.77                 | 20.67                   | 1                   |
|            | 16QAM      | 1       | 0         | 20.64                   | 20.79                 | 20.72                   | 1                   |
|            |            | 1       | 7         | 20.57                   | 20.78                 | 20.58                   | 1                   |
|            |            | 1       | 14        | 20.46                   | 20.69                 | 20.59                   | 1                   |
|            |            | 8       | 0         | 19.65                   | 19.80                 | 19.73                   | 2                   |
|            |            | 8       | 3         | 19.49                   | 19.70                 | 19.50                   | 2                   |
|            |            | 8       | 7         | 19.51                   | 19.74                 | 19.64                   | 2                   |
|            |            | 15      | 0         | 19.57                   | 19.72                 | 19.65                   | 2                   |



| LTE Band 2 |            |         |           |                         |                       |                         |                     |
|------------|------------|---------|-----------|-------------------------|-----------------------|-------------------------|---------------------|
| BW         | Modulation | RB Size | RB Offset | Low CH<br>18625         | Mid CH<br>18900       | High CH<br>19175        | 3GPP<br>MPR<br>(dB) |
|            |            |         |           | Frequency<br>1852.5 MHz | Frequency<br>1880 MHz | Frequency<br>1907.5 MHz |                     |
| 5 MHz      | QPSK       | 1       | 0         | 21.75                   | 21.98                 | 21.88                   | 0                   |
|            |            | 1       | 12        | 21.67                   | 21.82                 | 21.75                   | 0                   |
|            |            | 1       | 24        | 21.57                   | 21.78                 | 21.58                   | 0                   |
|            |            | 12      | 0         | 20.61                   | 20.84                 | 20.74                   | 1                   |
|            |            | 12      | 6         | 20.65                   | 20.80                 | 20.73                   | 1                   |
|            |            | 12      | 13        | 20.54                   | 20.75                 | 20.55                   | 1                   |
|            |            | 25      | 0         | 20.57                   | 20.80                 | 20.70                   | 1                   |
|            | 16QAM      | 1       | 0         | 20.67                   | 20.82                 | 20.75                   | 1                   |
|            |            | 1       | 12        | 20.60                   | 20.81                 | 20.61                   | 1                   |
|            |            | 1       | 24        | 20.49                   | 20.72                 | 20.62                   | 1                   |
|            |            | 12      | 0         | 19.68                   | 19.83                 | 19.76                   | 2                   |
|            |            | 12      | 6         | 19.52                   | 19.73                 | 19.53                   | 2                   |
|            |            | 12      | 13        | 19.54                   | 19.77                 | 19.67                   | 2                   |
|            |            | 25      | 0         | 19.60                   | 19.75                 | 19.68                   | 2                   |
| BW         | Modulation | RB Size | RB Offset | Low CH<br>18650         | Mid CH<br>18900       | High CH<br>19150        | 3GPP<br>MPR<br>(dB) |
|            |            |         |           | Frequency<br>1855 MHz   | Frequency<br>1880 MHz | Frequency<br>1905 MHz   |                     |
| 10 MHz     | QPSK       | 1       | 0         | 21.77                   | 22.00                 | 21.90                   | 0                   |
|            |            | 1       | 24        | 21.69                   | 21.84                 | 21.77                   | 0                   |
|            |            | 1       | 49        | 21.59                   | 21.80                 | 21.60                   | 0                   |
|            |            | 25      | 0         | 20.63                   | 20.86                 | 20.76                   | 1                   |
|            |            | 25      | 12        | 20.67                   | 20.82                 | 20.75                   | 1                   |
|            |            | 25      | 25        | 20.56                   | 20.77                 | 20.57                   | 1                   |
|            |            | 50      | 0         | 20.59                   | 20.82                 | 20.72                   | 1                   |
|            | 16QAM      | 1       | 0         | 20.69                   | 20.84                 | 20.77                   | 1                   |
|            |            | 1       | 24        | 20.62                   | 20.83                 | 20.63                   | 1                   |
|            |            | 1       | 49        | 20.51                   | 20.74                 | 20.64                   | 1                   |
|            |            | 25      | 0         | 19.70                   | 19.85                 | 19.78                   | 2                   |
|            |            | 25      | 12        | 19.54                   | 19.75                 | 19.55                   | 2                   |
|            |            | 25      | 25        | 19.56                   | 19.79                 | 19.69                   | 2                   |
|            |            | 50      | 0         | 19.62                   | 19.77                 | 19.70                   | 2                   |



| LTE Band 2 |            |         |           |                         |                       |                         |                     |
|------------|------------|---------|-----------|-------------------------|-----------------------|-------------------------|---------------------|
| BW         | Modulation | RB Size | RB Offset | Low CH<br>18675         | Mid CH<br>18900       | High CH<br>19125        | 3GPP<br>MPR<br>(dB) |
|            |            |         |           | Frequency<br>1857.5 MHz | Frequency<br>1880 MHz | Frequency<br>1902.5 MHz |                     |
| 15 MHz     | QPSK       | 1       | 0         | 21.80                   | 22.03                 | 21.93                   | 0                   |
|            |            | 1       | 37        | 21.72                   | 21.87                 | 21.80                   | 0                   |
|            |            | 1       | 74        | 21.62                   | 21.83                 | 21.63                   | 0                   |
|            |            | 36      | 0         | 20.66                   | 20.89                 | 20.79                   | 1                   |
|            |            | 36      | 19        | 20.70                   | 20.85                 | 20.78                   | 1                   |
|            |            | 36      | 39        | 20.59                   | 20.80                 | 20.60                   | 1                   |
|            |            | 75      | 0         | 20.62                   | 20.85                 | 20.75                   | 1                   |
|            | 16QAM      | 1       | 0         | 20.72                   | 20.87                 | 20.80                   | 1                   |
|            |            | 1       | 37        | 20.65                   | 20.86                 | 20.66                   | 1                   |
|            |            | 1       | 74        | 20.54                   | 20.77                 | 20.67                   | 1                   |
|            |            | 36      | 0         | 19.73                   | 19.88                 | 19.81                   | 2                   |
|            |            | 36      | 19        | 19.57                   | 19.78                 | 19.58                   | 2                   |
|            |            | 36      | 39        | 19.59                   | 19.82                 | 19.72                   | 2                   |
|            |            | 75      | 0         | 19.65                   | 19.80                 | 19.73                   | 2                   |
| BW         | Modulation | RB Size | RB Offset | Low CH<br>18700         | Mid CH<br>18900       | High CH<br>19100        | 3GPP<br>MPR<br>(dB) |
|            |            |         |           | Frequency<br>1860 MHz   | Frequency<br>1880 MHz | Frequency<br>1900 MHz   |                     |
| 20MHz      | QPSK       | 1       | 0         | 21.85                   | <b>22.08</b>          | 21.98                   | 0                   |
|            |            | 1       | 50        | 21.77                   | 21.92                 | 21.85                   | 0                   |
|            |            | 1       | 99        | 21.67                   | 21.88                 | 21.68                   | 0                   |
|            |            | 50      | 0         | 20.71                   | 20.94                 | 20.84                   | 1                   |
|            |            | 50      | 25        | 20.75                   | 20.90                 | 20.83                   | 1                   |
|            |            | 50      | 50        | 20.64                   | 20.85                 | 20.65                   | 1                   |
|            |            | 100     | 0         | 20.67                   | 20.90                 | 20.80                   | 1                   |
|            | 16QAM      | 1       | 0         | 20.77                   | 20.92                 | 20.85                   | 1                   |
|            |            | 1       | 50        | 20.70                   | 20.91                 | 20.71                   | 1                   |
|            |            | 1       | 99        | 20.59                   | 20.82                 | 20.72                   | 1                   |
|            |            | 50      | 0         | 19.78                   | 19.93                 | 19.86                   | 2                   |
|            |            | 50      | 25        | 19.62                   | 19.83                 | 19.63                   | 2                   |
|            |            | 50      | 50        | 19.64                   | 19.87                 | 19.77                   | 2                   |
|            |            | 100     | 0         | 19.70                   | 19.85                 | 19.78                   | 2                   |



### EIRP POWER (dBm)

#### WCDMA

| Channel | Frequency (MHz) | LVL (dBm) | Correction Factor(dB) | EIRP(dBm) | EIRP(mW)     | Polarization (H/V) |
|---------|-----------------|-----------|-----------------------|-----------|--------------|--------------------|
| 9262    | 1852.4          | -28.32    | 43.83                 | 15.51     | 35.56        | H                  |
| 9400    | 1880.0          | -27.51    | 43.57                 | 16.06     | 40.36        | H                  |
| 9538    | 1907.6          | -28.46    | 44.57                 | 16.11     | 40.83        | H                  |
| 9262    | 1852.4          | -28.49    | 46.39                 | 17.90     | 61.66        | V                  |
| 9400    | 1880.0          | -27.60    | 47.10                 | 19.50     | <b>89.08</b> | V                  |
| 9538    | 1907.6          | -28.54    | 45.98                 | 17.44     | 55.41        | V                  |

- REMARKS:** 1. EIRP Output Power (dBm) = LVL (dBm) + Correction Factor (dB).  
2. Correction factor (dB) = Free Space Loss + Antenna Factor + Cable Loss



**LTE BAND 2**

**CHANNEL BANDWIDTH: 1.4MHz QPSK**

| Channel | Frequency (MHz) | LVL (dBm) | Correction Factor(dB) | EIRP(dBm) | EIRP(mW)      | Polarization (H/V) | LIMIT (W) |
|---------|-----------------|-----------|-----------------------|-----------|---------------|--------------------|-----------|
| 18607   | 1850.7          | -27.42    | 43.83                 | 16.41     | 43.79         | H                  | 2         |
| 18900   | 1880.0          | -28.18    | 43.57                 | 15.39     | 34.59         | H                  | 2         |
| 19193   | 1909.3          | -28.15    | 44.32                 | 16.17     | 41.39         | H                  | 2         |
| 18607   | 1850.7          | -26.86    | 46.41                 | 19.55     | 90.18         | V                  | 2         |
| 18900   | 1880.0          | -27.02    | 47.07                 | 20.05     | <b>101.16</b> | V                  | 2         |
| 19193   | 1909.3          | -26.89    | 45.88                 | 18.99     | 79.32         | V                  | 2         |

**NOTE:** EIRP (dBm) = LVL (dBm) + Correction Factor (dB)

**CHANNEL BANDWIDTH: 1.4MHz 16QAM**

| Channel | Frequency (MHz) | LVL (dBm) | Correction Factor(dB) | EIRP(dBm) | EIRP(mW) | Polarization (H/V) | LIMIT (W) |
|---------|-----------------|-----------|-----------------------|-----------|----------|--------------------|-----------|
| 18607   | 1850.7          | -28.29    | 43.83                 | 15.54     | 35.84    | H                  | 2         |
| 18900   | 1880.0          | -29.11    | 43.57                 | 14.46     | 27.93    | H                  | 2         |
| 19193   | 1909.3          | -29.11    | 44.32                 | 15.21     | 33.18    | H                  | 2         |
| 18607   | 1850.7          | -27.73    | 46.41                 | 18.68     | 73.81    | V                  | 2         |
| 18900   | 1880.0          | -27.95    | 47.07                 | 19.12     | 81.66    | V                  | 2         |
| 19193   | 1909.3          | -27.85    | 45.88                 | 18.03     | 63.59    | V                  | 2         |

**NOTE:** EIRP (dBm) = LVL (dBm) + Correction Factor (dB)

**CHANNEL BANDWIDTH: 3MHz QPSK**

| Channel | Frequency (MHz) | LVL (dBm) | Correction Factor(dB) | EIRP(dBm) | EIRP(mW)     | Polarization (H/V) | LIMIT (W) |
|---------|-----------------|-----------|-----------------------|-----------|--------------|--------------------|-----------|
| 18615   | 1851.5          | -27.40    | 43.82                 | 16.42     | 43.87        | H                  | 2         |
| 18900   | 1880.0          | -28.24    | 43.57                 | 15.33     | 34.12        | H                  | 2         |
| 19185   | 1908.5          | -28.10    | 44.38                 | 16.28     | 42.42        | H                  | 2         |
| 18615   | 1851.5          | -26.84    | 46.45                 | 19.61     | 91.43        | V                  | 2         |
| 18900   | 1880.0          | -27.08    | 47.07                 | 19.99     | <b>99.77</b> | V                  | 2         |
| 19185   | 1908.5          | -26.84    | 45.88                 | 19.04     | 80.17        | V                  | 2         |

**NOTE:** EIRP (dBm) = LVL (dBm) + Correction Factor (dB)



**CHANNEL BANDWIDTH: 3MHz 16QAM**

| Channel | Frequency (MHz) | LVL (dBm) | Correction Factor(dB) | EIRP(dBm) | EIRP(mW) | Polarization (H/V) | LIMIT (W) |
|---------|-----------------|-----------|-----------------------|-----------|----------|--------------------|-----------|
| 18615   | 1851.5          | -28.47    | 43.82                 | 15.35     | 34.29    | H                  | 2         |
| 18900   | 1880.0          | -29.13    | 43.57                 | 14.44     | 27.80    | H                  | 2         |
| 19185   | 1908.5          | -29.09    | 44.38                 | 15.29     | 33.78    | H                  | 2         |
| 18615   | 1851.5          | -27.91    | 46.45                 | 18.54     | 71.47    | V                  | 2         |
| 18900   | 1880.0          | -27.97    | 47.07                 | 19.10     | 81.28    | V                  | 2         |
| 19185   | 1908.5          | -27.83    | 45.88                 | 18.05     | 63.83    | V                  | 2         |

**NOTE:** EIRP (dBm) = LVL (dBm) + Correction Factor (dB)

**CHANNEL BANDWIDTH: 5MHz QPSK**

| Channel | Frequency (MHz) | LVL (dBm) | Correction Factor(dB) | EIRP(dBm) | EIRP(mW)      | Polarization (H/V) | LIMIT (W) |
|---------|-----------------|-----------|-----------------------|-----------|---------------|--------------------|-----------|
| 18625   | 1852.5          | -27.46    | 43.83                 | 16.37     | 43.33         | H                  | 2         |
| 18900   | 1880.0          | -28.19    | 43.57                 | 15.38     | 34.51         | H                  | 2         |
| 19175   | 1907.5          | -28.05    | 44.19                 | 16.14     | 41.10         | H                  | 2         |
| 18625   | 1852.5          | -26.90    | 46.46                 | 19.56     | 90.43         | V                  | 2         |
| 18900   | 1880.0          | -27.03    | 47.07                 | 20.04     | <b>100.93</b> | V                  | 2         |
| 19175   | 1907.5          | -26.79    | 45.89                 | 19.10     | 81.30         | V                  | 2         |

**NOTE:** EIRP (dBm) = LVL (dBm) + Correction Factor (dB)

**CHANNEL BANDWIDTH: 5MHz 16QAM**

| Channel | Frequency (MHz) | LVL (dBm) | Correction Factor(dB) | EIRP(dBm) | EIRP(mW) | Polarization (H/V) | LIMIT (W) |
|---------|-----------------|-----------|-----------------------|-----------|----------|--------------------|-----------|
| 18625   | 1852.5          | -28.29    | 43.83                 | 15.54     | 35.79    | H                  | 2         |
| 18900   | 1880.0          | -29.21    | 43.57                 | 14.36     | 27.29    | H                  | 2         |
| 19175   | 1907.5          | -29.15    | 44.19                 | 15.04     | 31.90    | H                  | 2         |
| 18625   | 1852.5          | -27.73    | 46.46                 | 18.73     | 74.70    | V                  | 2         |
| 18900   | 1880.0          | -28.05    | 47.07                 | 19.02     | 79.80    | V                  | 2         |
| 19175   | 1907.5          | -27.89    | 45.89                 | 18.00     | 63.11    | V                  | 2         |

**NOTE:** EIRP (dBm) = LVL (dBm) + Correction Factor (dB)





**CHANNEL BANDWIDTH: 10MHz QPSK**

| Channel | Frequency (MHz) | LVL (dBm) | Correction Factor(dB) | EIRP(dBm) | EIRP(mW)      | Polarization (H/V) | LIMIT (W) |
|---------|-----------------|-----------|-----------------------|-----------|---------------|--------------------|-----------|
| 18650   | 1855.0          | -27.27    | 43.86                 | 16.59     | 45.61         | H                  | 2         |
| 18900   | 1880.0          | -27.20    | 43.57                 | 16.37     | 43.35         | H                  | 2         |
| 19150   | 1905.0          | -27.92    | 43.99                 | 16.07     | 40.49         | H                  | 2         |
| 18650   | 1855.0          | -26.71    | 46.28                 | 19.57     | 90.53         | V                  | 2         |
| 18900   | 1880.0          | -26.97    | 47.07                 | 20.10     | <b>102.33</b> | V                  | 2         |
| 19150   | 1905.0          | -26.66    | 45.92                 | 19.26     | 84.37         | V                  | 2         |

**NOTE:** EIRP (dBm) = LVL (dBm) + Correction Factor (dB)

**CHANNEL BANDWIDTH: 10MHz 16QAM**

| Channel | Frequency (MHz) | LVL (dBm) | Correction Factor(dB) | EIRP(dBm) | EIRP(mW) | Polarization (H/V) | LIMIT (W) |
|---------|-----------------|-----------|-----------------------|-----------|----------|--------------------|-----------|
| 18650   | 1855.0          | -28.42    | 43.86                 | 15.44     | 35.00    | H                  | 2         |
| 18900   | 1880.0          | -29.23    | 43.57                 | 14.34     | 27.16    | H                  | 2         |
| 19150   | 1905.0          | -29.08    | 43.99                 | 14.91     | 31.00    | H                  | 2         |
| 18650   | 1855.0          | -27.86    | 46.28                 | 18.42     | 69.47    | V                  | 2         |
| 18900   | 1880.0          | -28.07    | 47.07                 | 19.00     | 79.43    | V                  | 2         |
| 19150   | 1905.0          | -27.82    | 45.92                 | 18.10     | 64.60    | V                  | 2         |

**NOTE:** EIRP (dBm) = LVL (dBm) + Correction Factor (dB)

**CHANNEL BANDWIDTH: 15MHz QPSK**

| Channel | Frequency (MHz) | LVL (dBm) | Correction Factor(dB) | EIRP(dBm) | EIRP(mW)      | Polarization (H/V) | LIMIT (W) |
|---------|-----------------|-----------|-----------------------|-----------|---------------|--------------------|-----------|
| 18675   | 1857.5          | -27.28    | 43.99                 | 16.71     | 46.90         | H                  | 2         |
| 18900   | 1880.0          | -28.20    | 43.57                 | 15.37     | 34.43         | H                  | 2         |
| 19125   | 1902.5          | -27.99    | 43.66                 | 15.67     | 36.86         | H                  | 2         |
| 18675   | 1857.5          | -26.72    | 45.93                 | 19.21     | 83.31         | V                  | 2         |
| 18900   | 1880.0          | -27.04    | 47.07                 | 20.03     | <b>100.69</b> | V                  | 2         |
| 19125   | 1902.5          | -26.73    | 46.20                 | 19.47     | 88.55         | V                  | 2         |

**NOTE:** EIRP (dBm) = LVL (dBm) + Correction Factor (dB)



CHANNEL BANDWIDTH: 15MHz 16QAM

| Channel | Frequency (MHz) | LVL (dBm) | Correction Factor(dB) | EIRP(dBm) | EIRP(mW) | Polarization (H/V) | LIMIT (W) |
|---------|-----------------|-----------|-----------------------|-----------|----------|--------------------|-----------|
| 18675   | 1857.5          | -28.14    | 43.99                 | 15.85     | 38.48    | H                  | 2         |
| 18900   | 1880.0          | -29.07    | 43.57                 | 14.50     | 28.18    | H                  | 2         |
| 19125   | 1902.5          | -28.84    | 43.66                 | 14.82     | 30.30    | H                  | 2         |
| 18675   | 1857.5          | -27.58    | 45.93                 | 18.35     | 68.34    | V                  | 2         |
| 18900   | 1880.0          | -27.91    | 47.07                 | 19.16     | 82.41    | V                  | 2         |
| 19125   | 1902.5          | -27.58    | 46.20                 | 18.62     | 72.81    | V                  | 2         |

NOTE: EIRP (dBm) = LVL (dBm) + Correction Factor (dB)

CHANNEL BANDWIDTH: 20MHz QPSK

| Channel | Frequency (MHz) | LVL (dBm) | Correction Factor(dB) | EIRP(dBm) | EIRP(mW)     | Polarization (H/V) | LIMIT (W) |
|---------|-----------------|-----------|-----------------------|-----------|--------------|--------------------|-----------|
| 18700   | 1860.0          | -27.86    | 43.50                 | 15.64     | 36.64        | H                  | 2         |
| 18900   | 1880.0          | -28.65    | 43.57                 | 14.92     | 31.05        | H                  | 2         |
| 19100   | 1900.0          | -28.57    | 43.62                 | 15.05     | 31.96        | H                  | 2         |
| 18700   | 1860.0          | -27.30    | 45.57                 | 18.27     | 67.14        | V                  | 2         |
| 18900   | 1880.0          | -27.49    | 47.07                 | 19.58     | <b>90.78</b> | V                  | 2         |
| 19100   | 1900.0          | -27.31    | 46.26                 | 18.95     | 78.54        | V                  | 2         |

NOTE: EIRP (dBm) = LVL (dBm) + Correction Factor (dB)

CHANNEL BANDWIDTH: 20MHz 16QAM

| Channel | Frequency (MHz) | LVL (dBm) | Correction Factor(dB) | EIRP(dBm) | EIRP(mW) | Polarization (H/V) | LIMIT (W) |
|---------|-----------------|-----------|-----------------------|-----------|----------|--------------------|-----------|
| 18700   | 1860.0          | -28.79    | 43.50                 | 14.71     | 29.57    | H                  | 2         |
| 18900   | 1880.0          | -29.72    | 43.57                 | 13.85     | 24.27    | H                  | 2         |
| 19100   | 1900.0          | -29.40    | 43.62                 | 14.22     | 26.40    | H                  | 2         |
| 18700   | 1860.0          | -28.23    | 45.57                 | 17.34     | 54.20    | V                  | 2         |
| 18900   | 1880.0          | -28.56    | 47.07                 | 18.51     | 70.96    | V                  | 2         |
| 19100   | 1900.0          | -28.14    | 46.26                 | 18.12     | 64.88    | V                  | 2         |

NOTE: EIRP (dBm) = LVL (dBm) + Correction Factor (dB)



## 4.2 FREQUENCY STABILITY MEASUREMENT

### 4.2.1 LIMITS OF FREQUENCY STABILITY MEASUREMENT

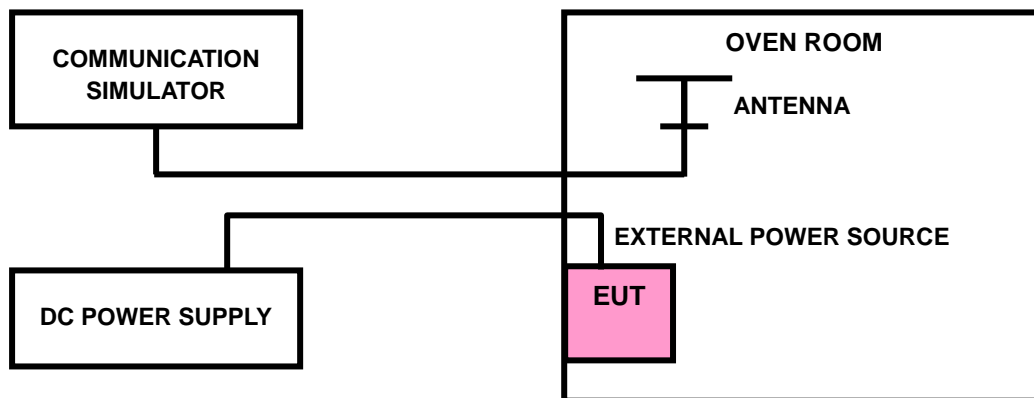
The frequency stability shall be sufficient to ensure that the fundamental emission stays within the authorized frequency block.

### 4.2.2 TEST PROCEDURE

- a. Device is placed at the oven room. The oven room could control the temperatures and humidity. Power warm up is at least 15 min and power applied should perform before recording frequency error.
- b. EUT is connected the external power supply to control the DC input power. The test voltage range is from minimum to maximum working voltage. Each step shall be record the frequency error rate.
- c. The temperature range step is 10 degrees in this test items. All temperature levels shall be hold the  $\pm 0.5^{\circ}\text{C}$  during the measurement testing. The each temperature step shall be at least 0.5 hours, consider the EUT could be test under the stability condition.

**NOTE:** The frequency error was recorded frequency error from the communication simulator.

### 4.2.3 TEST SETUP





### 4.2.4 TEST RESULTS

#### FREQUENCY ERROR VS. VOLTAGE

| AFC FREQUENCY ERROR vs. VOLTAGE |                       |            |         |         |         |         |         |             |
|---------------------------------|-----------------------|------------|---------|---------|---------|---------|---------|-------------|
| VOLTAGE (Volts)                 | FREQUENCY ERROR (ppm) |            |         |         |         |         |         | LIMIT (ppm) |
|                                 | WCDMA                 | LTE Band 2 |         |         |         |         |         |             |
|                                 |                       | 1.4MHz     | 3MHz    | 5MHz    | 10MHz   | 15MHz   | 20MHz   |             |
| 3.8                             | 0.0011                | 0.0027     | 0.0034  | 0.0031  | 0.0025  | 0.0029  | 0.0038  | 2.5         |
| 3.4                             | -0.0015               | -0.0037    | -0.0043 | -0.0041 | -0.0036 | -0.0037 | -0.0043 | 2.5         |
| 4.2                             | -0.0013               | -0.0032    | -0.0038 | -0.0038 | -0.0031 | -0.0034 | -0.0041 | 2.5         |

**NOTE:** The applicant defined the normal working voltage of the battery is from 3.4Vdc to 4.2Vdc.

#### FREQUENCY ERROR vs. TEMPERATURE.

| AFC FREQUENCY ERROR vs. TEMPERATURE |                       |            |         |         |         |         |         |             |
|-------------------------------------|-----------------------|------------|---------|---------|---------|---------|---------|-------------|
| TEMP. (°C)                          | FREQUENCY ERROR (ppm) |            |         |         |         |         |         | LIMIT (ppm) |
|                                     | WCDMA                 | LTE Band 2 |         |         |         |         |         |             |
|                                     |                       | 1.4MHz     | 3MHz    | 5MHz    | 10MHz   | 15MHz   | 20MHz   |             |
| -30                                 | -0.0058               | -0.0060    | -0.0062 | -0.0059 | -0.0058 | -0.0057 | -0.0059 | 2.5         |
| -20                                 | -0.0053               | -0.0054    | -0.0055 | -0.0052 | -0.0052 | -0.0051 | -0.0053 | 2.5         |
| -10                                 | -0.0047               | -0.0046    | -0.0048 | -0.0045 | -0.0045 | -0.0045 | -0.0045 | 2.5         |
| 0                                   | -0.0040               | -0.0039    | -0.0041 | -0.0039 | -0.0038 | -0.0039 | -0.0038 | 2.5         |
| 10                                  | -0.0034               | -0.0033    | -0.0034 | -0.0032 | -0.0033 | -0.0033 | -0.0031 | 2.5         |
| 20                                  | -0.0028               | -0.0025    | -0.0027 | -0.0025 | -0.0024 | -0.0026 | -0.0024 | 2.5         |
| 30                                  | -0.0022               | -0.0017    | -0.0020 | -0.0017 | -0.0018 | -0.0020 | -0.0017 | 2.5         |
| 40                                  | -0.0015               | -0.0011    | -0.0014 | -0.0011 | -0.0011 | -0.0013 | -0.0010 | 2.5         |
| 50                                  | -0.0009               | -0.0005    | -0.0007 | -0.0004 | -0.0004 | -0.0007 | -0.0003 | 2.5         |
| 60                                  | -0.0002               | 0.0001     | -0.0001 | 0.0003  | 0.0002  | -0.0001 | 0.0005  | 2.5         |

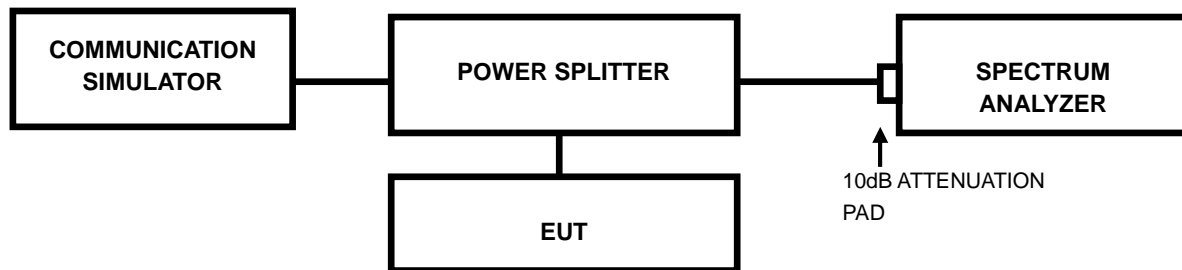


## 4.3 OCCUPIED BANDWIDTH MEASUREMENT

### 4.3.1 TEST PROCEDURES

The EUT makes a call to the communication simulator. All measurements were done at low, middle and high operational frequency range. The communication simulator station system controlled a EUT to export maximum output power under transmission mode and specific channel frequency. Use OBW measurement function of Spectrum analyzer to measure 99 % occupied bandwidth.

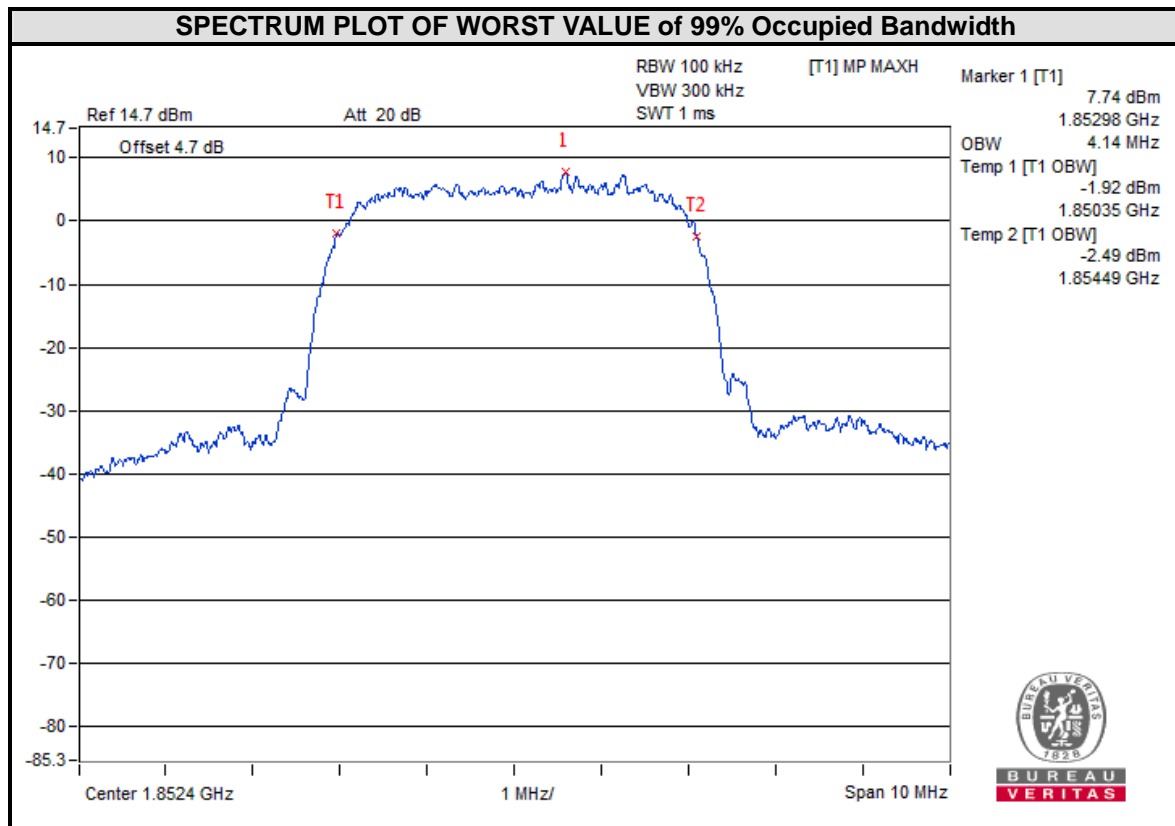
### 4.3.2 TEST SETUP





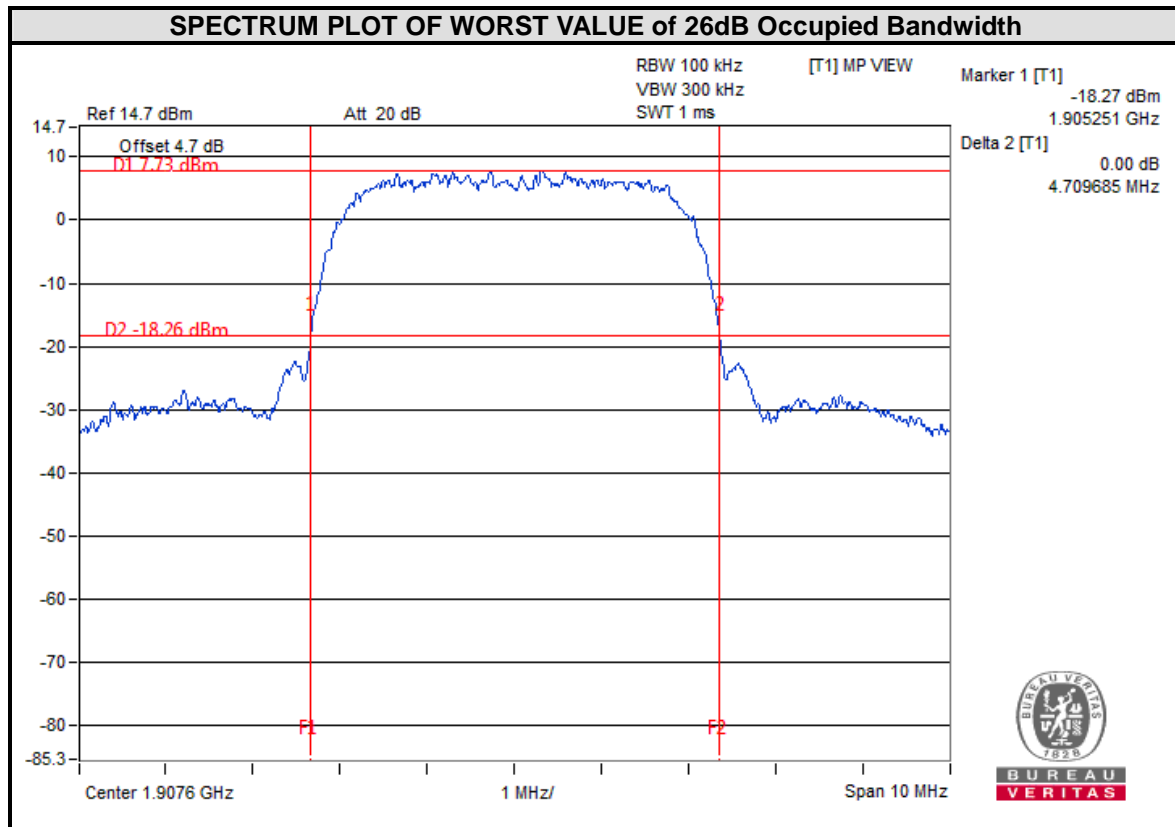
4.3.3 TEST RESULTS

| CHANNEL | Frequency (MHz) | 99% OCCUPIED Bandwidth (MHz) |
|---------|-----------------|------------------------------|
|         |                 | WCDMA                        |
| 9262    | 1852.4          | 4.14                         |
| 9400    | 1880.0          | 4.13                         |
| 9538    | 1907.6          | 4.14                         |



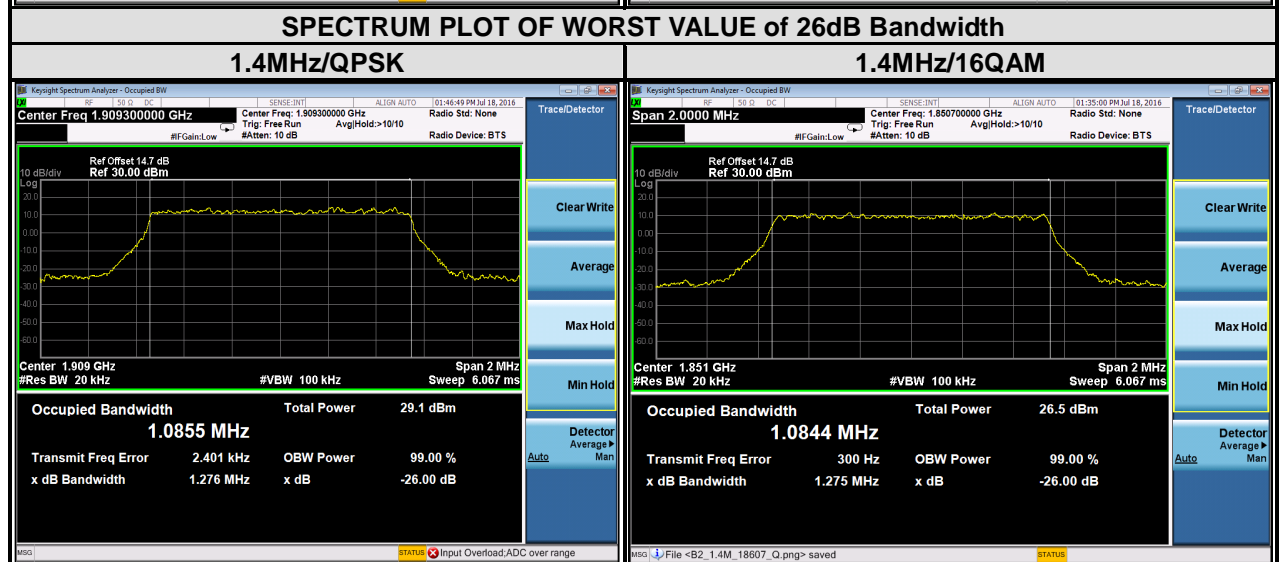
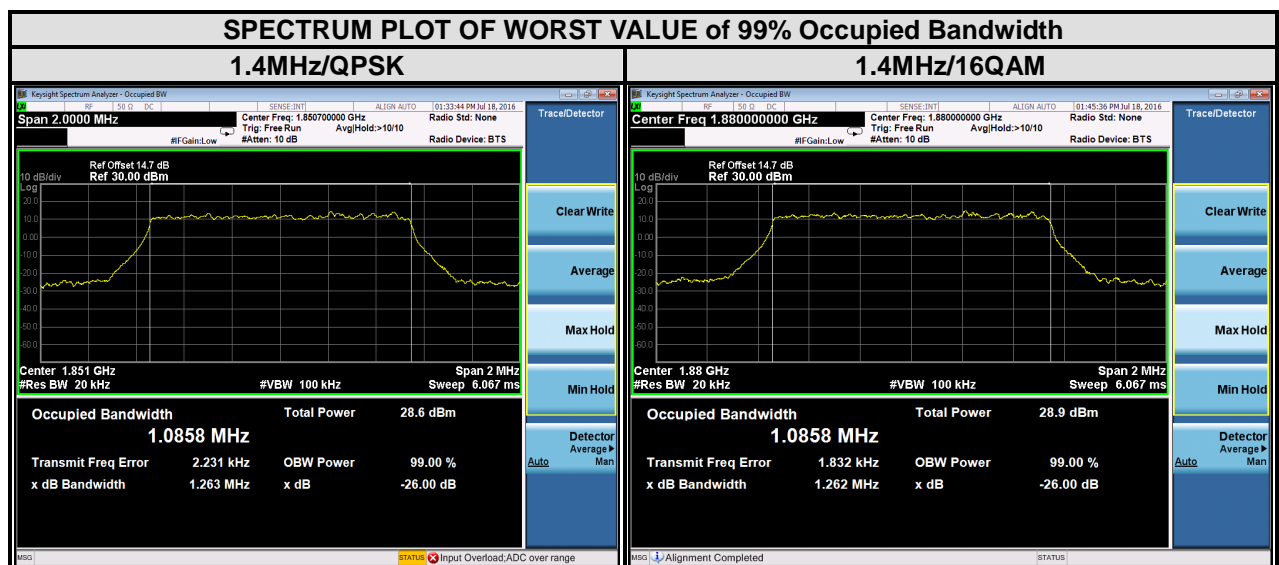


| CHANNEL | Frequency (MHz) | 26dB Bandwidth (MHz) |
|---------|-----------------|----------------------|
|         |                 | WCDMA                |
| 9262    | 1852.4          | 4.69                 |
| 9400    | 1880.0          | 4.71                 |
| 9538    | 1907.6          | 4.71                 |





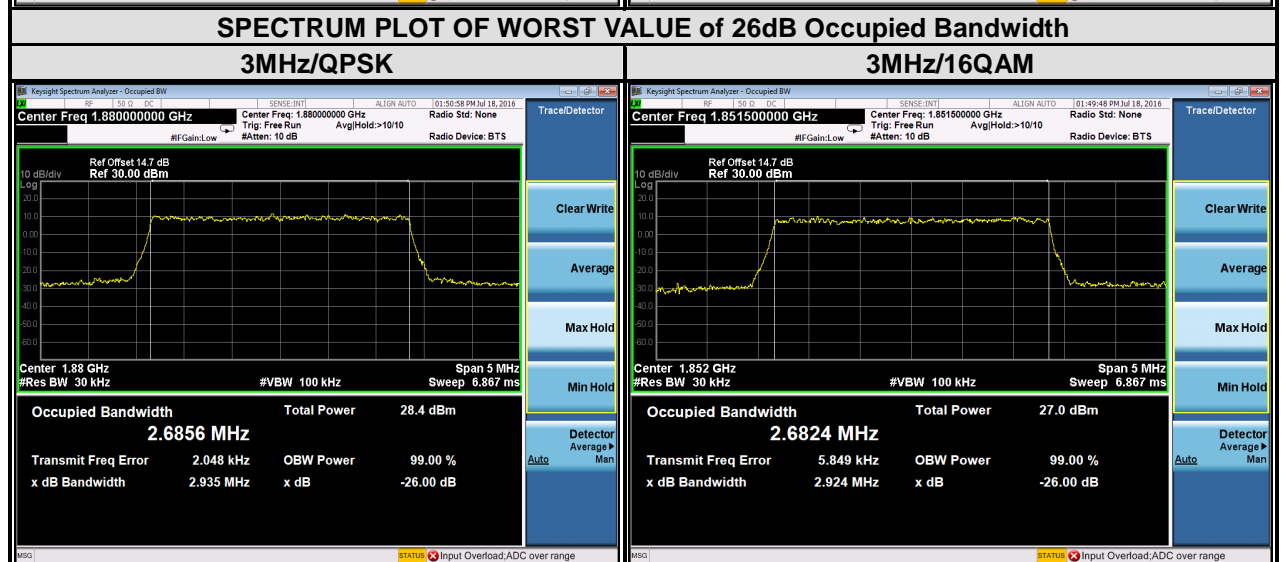
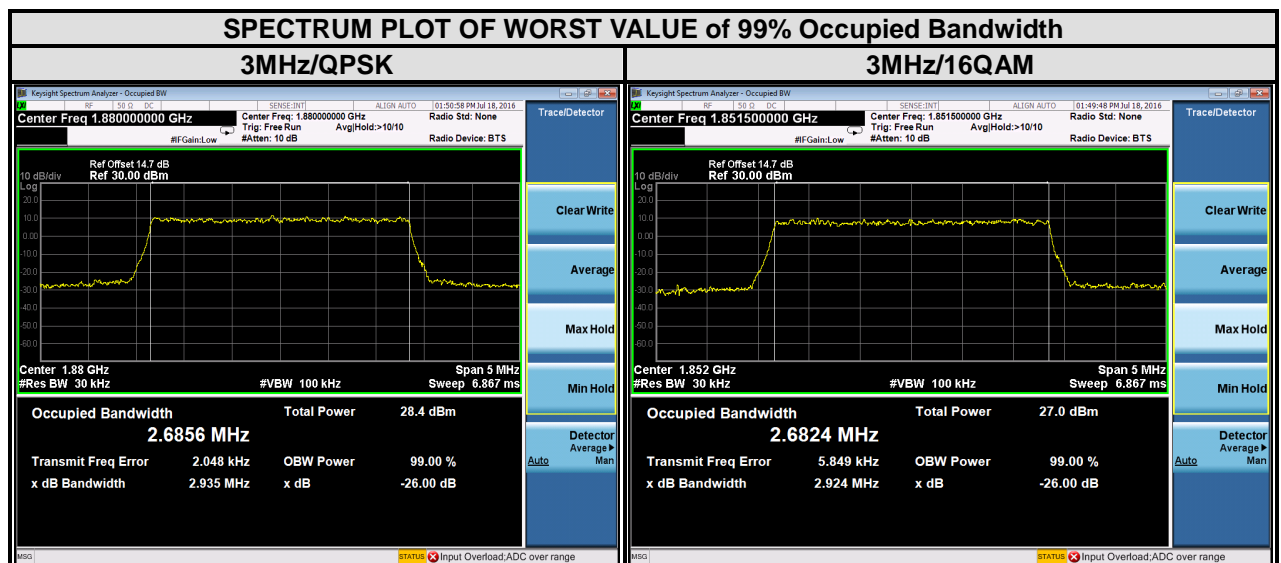
| LTE band 2                 |                 |                              |       |         |                 |                       |       |
|----------------------------|-----------------|------------------------------|-------|---------|-----------------|-----------------------|-------|
| Channel Bandwidth : 1.4MHz |                 |                              |       |         |                 |                       |       |
| Channel                    | Frequency (MHz) | 99% Occupied bandwidth (MHz) |       | Channel | Frequency (MHz) | 26 dB bandwidth (MHz) |       |
|                            |                 | QPSK                         | 16QAM |         |                 | QPSK                  | 16QAM |
| 18607                      | 1850.7          | 1.09                         | 1.08  | 18607   | 1850.7          | 1.26                  | 1.28  |
| 18900                      | 1880            | 1.09                         | 1.09  | 18900   | 1880            | 1.27                  | 1.26  |
| 19193                      | 1909.3          | 1.09                         | 1.08  | 19193   | 1909.3          | 1.28                  | 1.27  |





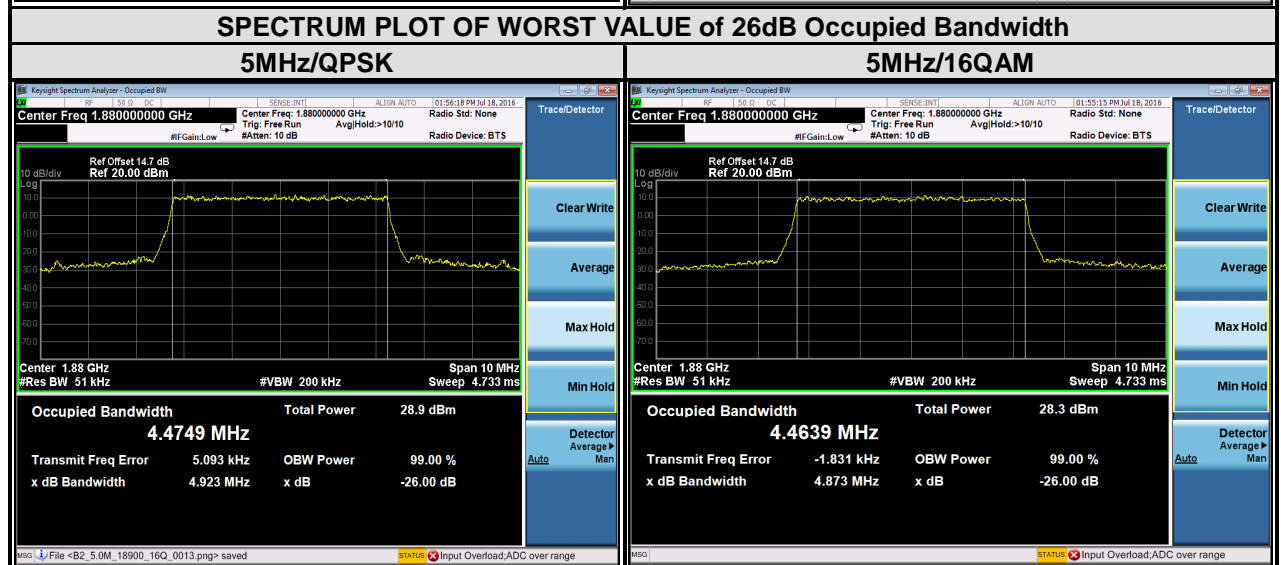
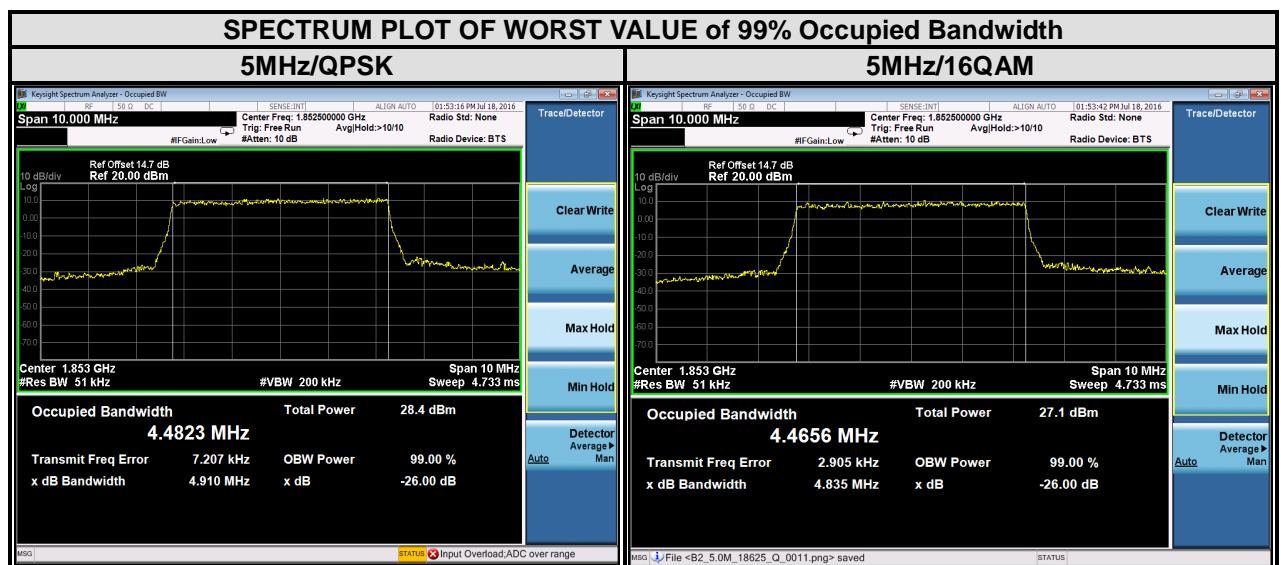


| LTE band 2               |                 |                              |       |         |                 |                       |       |
|--------------------------|-----------------|------------------------------|-------|---------|-----------------|-----------------------|-------|
| Channel Bandwidth : 3MHz |                 |                              |       |         |                 |                       |       |
| Channel                  | Frequency (MHz) | 99% Occupied bandwidth (MHz) |       | Channel | Frequency (MHz) | 26 dB bandwidth (MHz) |       |
|                          |                 | QPSK                         | 16QAM |         |                 | QPSK                  | 16QAM |
| 18615                    | 1851.5          | 2.69                         | 2.68  | 18615   | 1851.5          | 2.93                  | 2.92  |
| 18900                    | 1880            | 2.69                         | 2.68  | 18900   | 1880            | 2.94                  | 2.92  |
| 19185                    | 1908.5          | 2.68                         | 2.68  | 19185   | 1908.5          | 2.93                  | 2.92  |



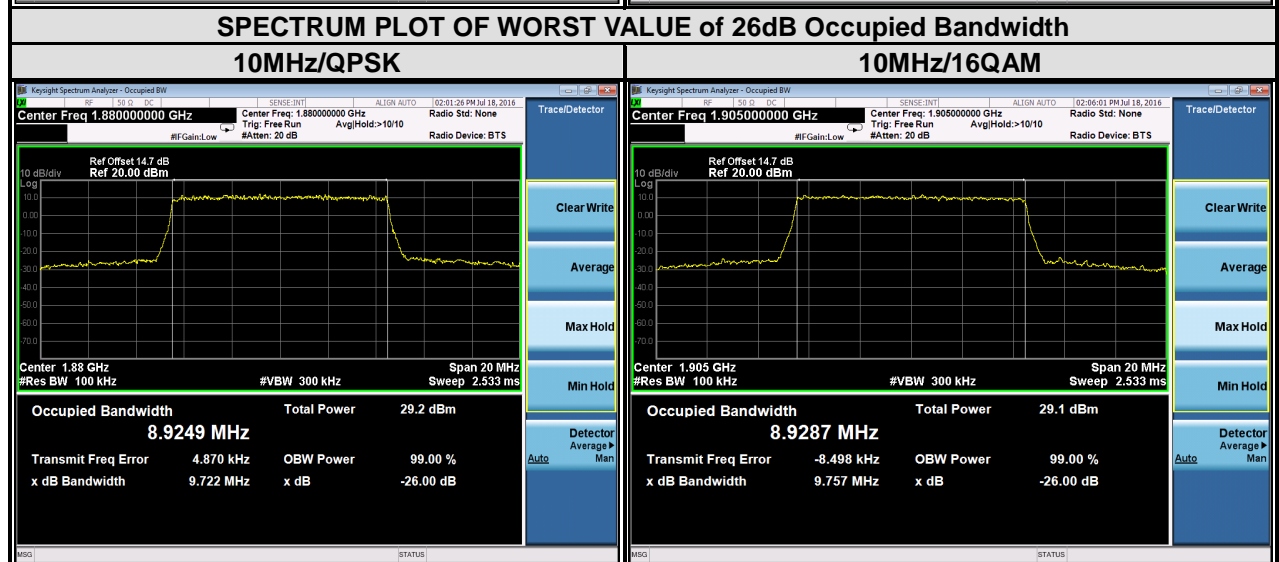
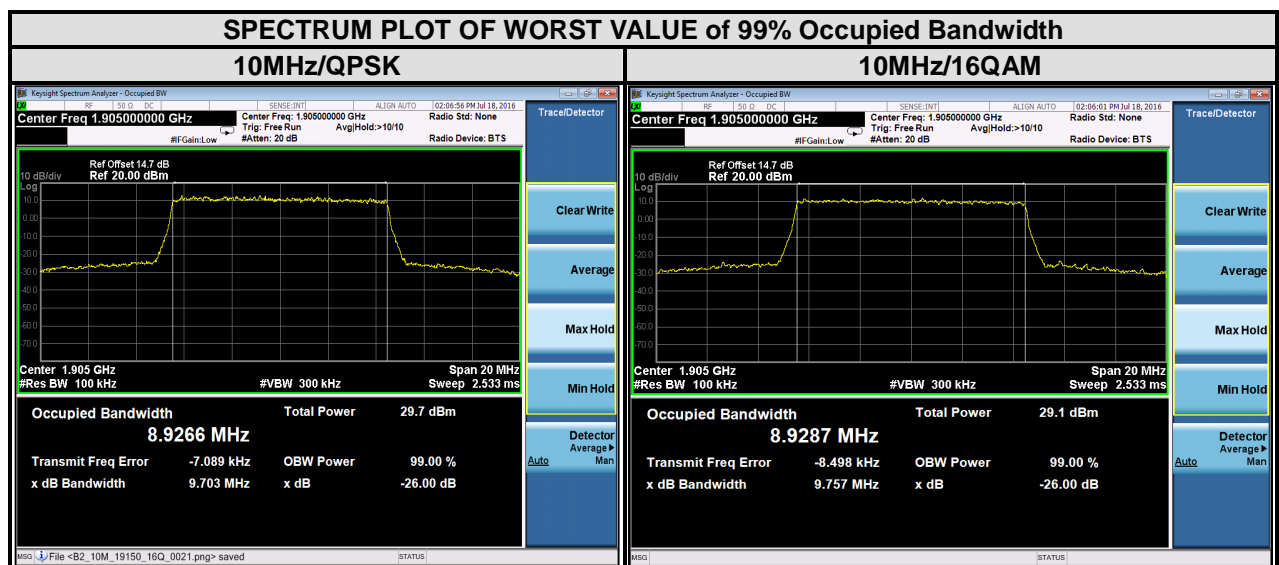


| LTE band 2                |                 |                              |       |         |                 |                       |       |
|---------------------------|-----------------|------------------------------|-------|---------|-----------------|-----------------------|-------|
| Channel Bandwidth : 5 MHz |                 |                              |       |         |                 |                       |       |
| Channel                   | Frequency (MHz) | 99% Occupied bandwidth (MHz) |       | Channel | Frequency (MHz) | 26 dB bandwidth (MHz) |       |
|                           |                 | QPSK                         | 16QAM |         |                 | QPSK                  | 16QAM |
| 18625                     | 1852.5          | 4.48                         | 4.47  | 18625   | 1852.5          | 4.91                  | 4.84  |
| 18900                     | 1880            | 4.47                         | 4.46  | 18900   | 1880            | 4.92                  | 4.87  |
| 19175                     | 1907.5          | 4.48                         | 4.47  | 19175   | 1907.5          | 4.87                  | 4.86  |



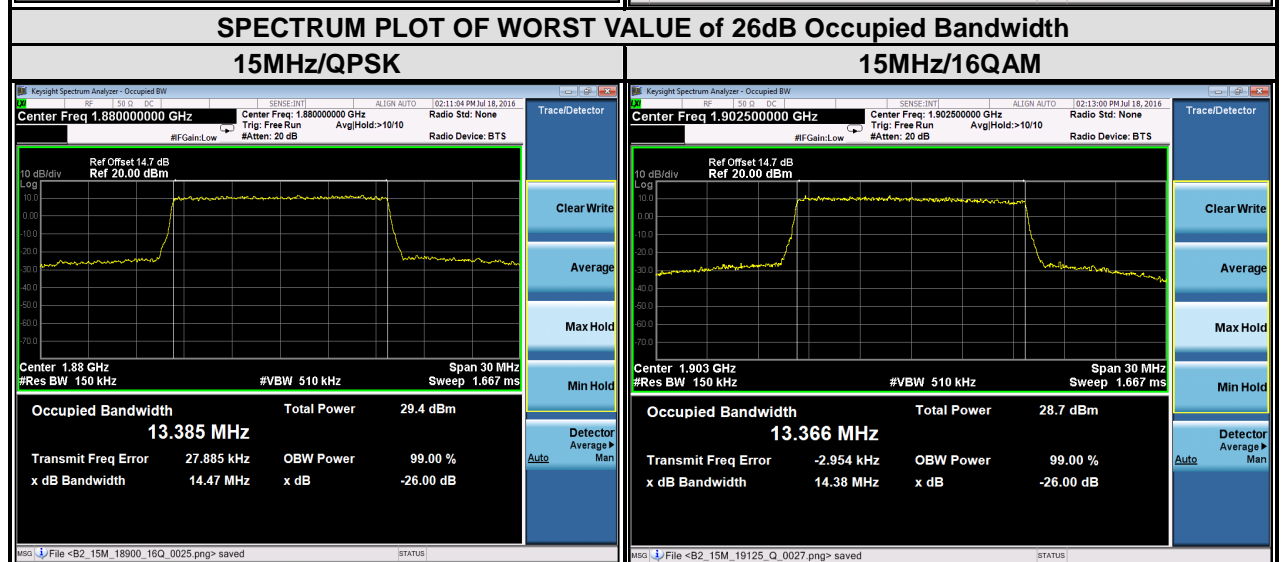
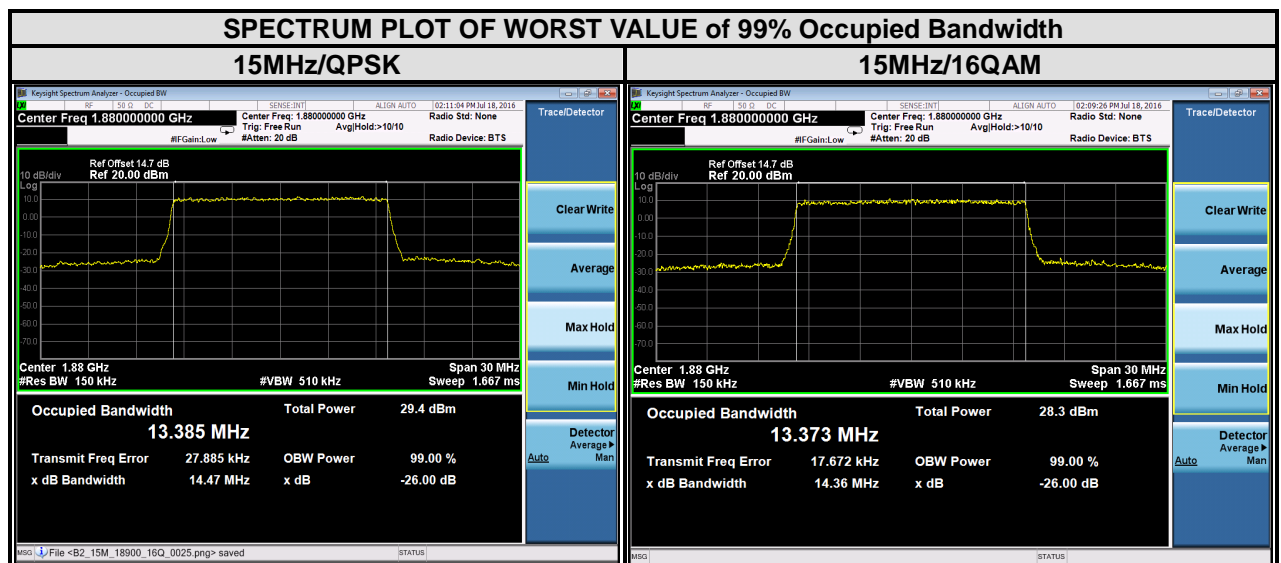


| LTE band 2                 |                 |                              |       |         |                 |                       |       |
|----------------------------|-----------------|------------------------------|-------|---------|-----------------|-----------------------|-------|
| Channel Bandwidth : 10 MHz |                 |                              |       |         |                 |                       |       |
| Channel                    | Frequency (MHz) | 99% Occupied bandwidth (MHz) |       | Channel | Frequency (MHz) | 26 dB bandwidth (MHz) |       |
|                            |                 | QPSK                         | 16QAM |         |                 | QPSK                  | 16QAM |
| 18650                      | 1855            | 8.91                         | 8.89  | 18650   | 1855            | 9.71                  | 9.62  |
| 18900                      | 1880            | 8.92                         | 8.93  | 18900   | 1880            | 9.72                  | 9.68  |
| 19150                      | 1905            | 8.93                         | 8.93  | 19150   | 1905            | 9.70                  | 9.76  |



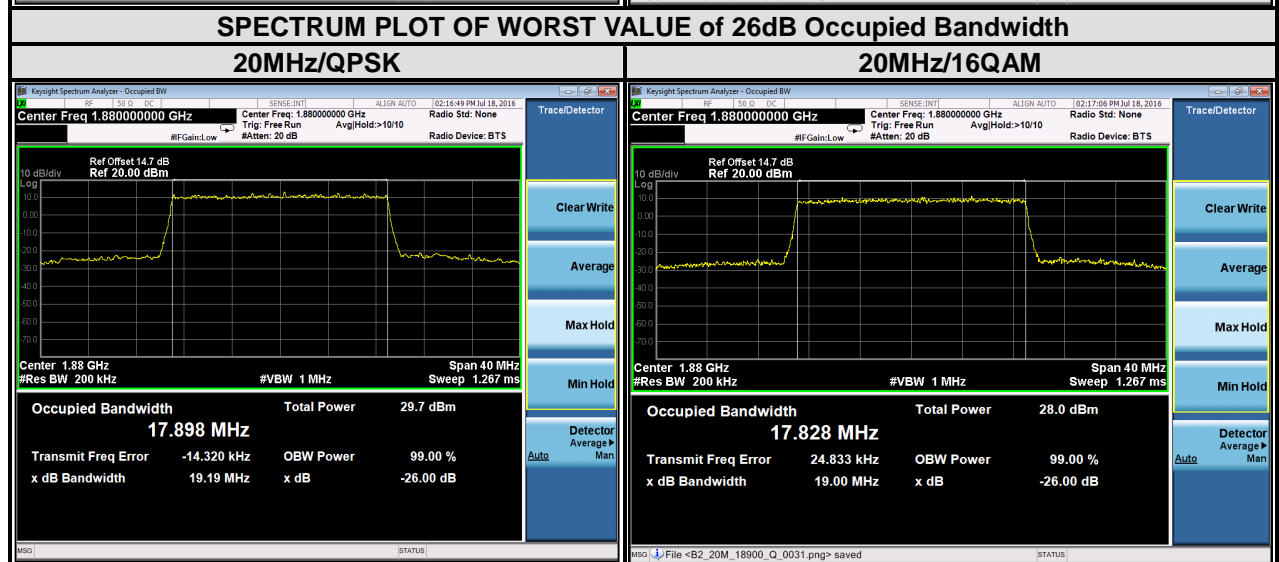
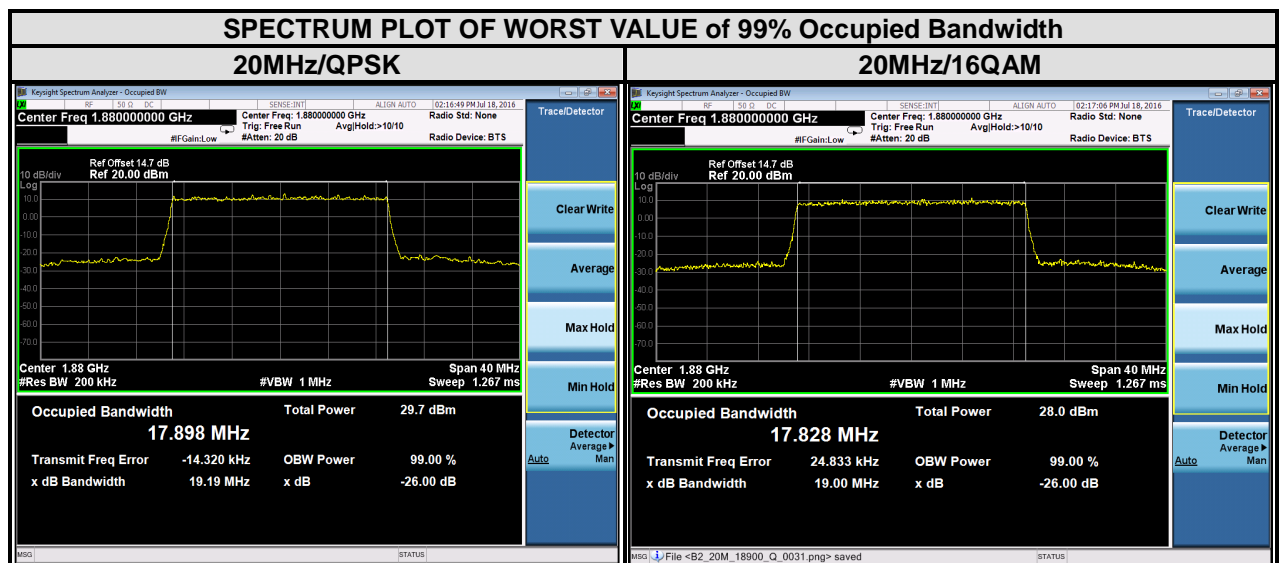


| LTE band 2                 |                 |                              |       |         |                 |                       |       |
|----------------------------|-----------------|------------------------------|-------|---------|-----------------|-----------------------|-------|
| Channel Bandwidth : 15 MHz |                 |                              |       |         |                 |                       |       |
| Channel                    | Frequency (MHz) | 99% Occupied bandwidth (MHz) |       | Channel | Frequency (MHz) | 26 dB bandwidth (MHz) |       |
|                            |                 | QPSK                         | 16QAM |         |                 | QPSK                  | 16QAM |
| 18675                      | 1857.5          | 13.33                        | 13.32 | 18675   | 1857.5          | 14.29                 | 14.32 |
| 18900                      | 1880            | 13.39                        | 13.37 | 18900   | 1880            | 14.47                 | 14.36 |
| 19125                      | 1902.5          | 13.37                        | 13.37 | 19125   | 1902.5          | 14.43                 | 14.38 |





| LTE band 2                 |                 |                              |       |         |                 |                       |       |
|----------------------------|-----------------|------------------------------|-------|---------|-----------------|-----------------------|-------|
| Channel Bandwidth : 20 MHz |                 |                              |       |         |                 |                       |       |
| Channel                    | Frequency (MHz) | 99% Occupied bandwidth (MHz) |       | Channel | Frequency (MHz) | 26 dB bandwidth (MHz) |       |
|                            |                 | QPSK                         | 16QAM |         |                 | QPSK                  | 16QAM |
| 18700                      | 1860            | 17.80                        | 17.75 | 18700   | 1860            | 18.96                 | 18.92 |
| 18900                      | 1880            | 17.90                        | 17.83 | 18900   | 1880            | 19.19                 | 19.00 |
| 19100                      | 1900            | 17.83                        | 17.74 | 19100   | 1900            | 18.96                 | 18.93 |



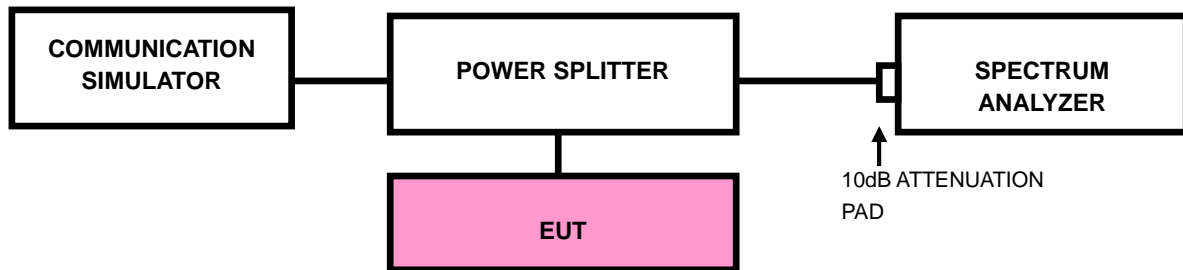


## 4.4 BAND EDGE MEASUREMENT

### 4.4.1 LIMITS OF BAND EDGE MEASUREMENT

Power of any emission outside of the authorized operating frequency ranges must be attenuated below the transmitting power (P) by a factor of at least  $43 + 10 \log(P)$  dB. In the 1 MHz bands immediately outside and adjacent to the frequency block a resolution bandwidth of at least one percent of the emission bandwidth of the fundamental emission of the transmitter may be employed.

### 4.4.2 TEST SETUP



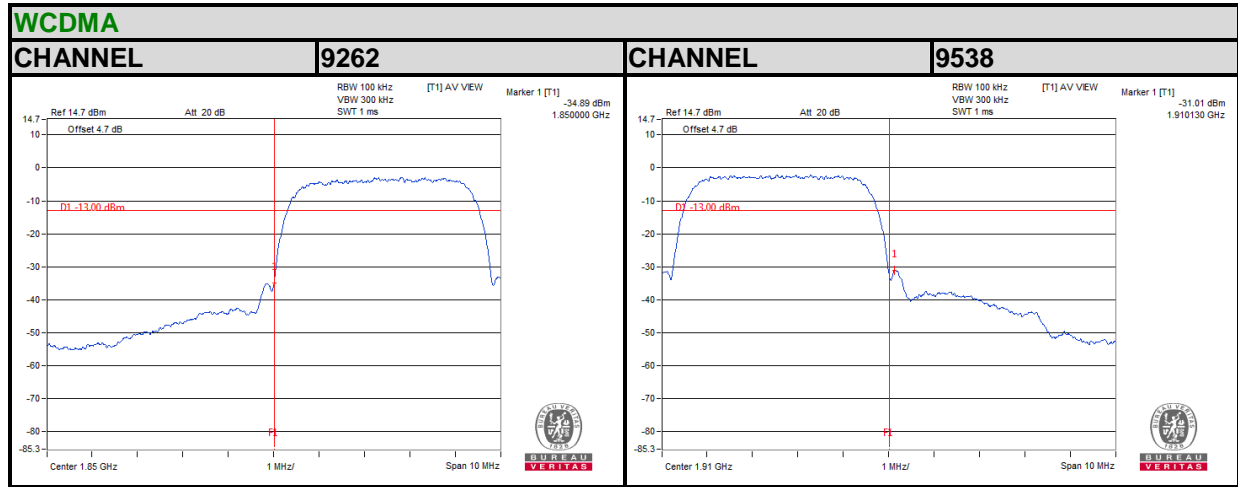


#### 4.4.3 TEST PROCEDURES

- a. All measurements were done at low and high operational frequency range.
- b. The center frequency of spectrum is the band edge frequency and span is 10MHz. RB of the spectrum is 100kHz and VB of the spectrum is 300kHz (WCDMA).
- c. The center frequency of spectrum is the band edge frequency and span is 1~5 MHz. RB of the spectrum is 20kHz and VB of the spectrum is 100 kHz. (LTE bandwidth 1.4MHz)
- d. The center frequency of spectrum is the band edge frequency and span is 1~5 MHz. RB of the spectrum is 30kHz and VB of the spectrum is 100kHz. (LTE bandwidth 3MHz)
- e. The center frequency of spectrum is the band edge frequency and span is 1~5 MHz. RB of the spectrum is 50kHz and VB of the spectrum is 200kHz. (LTE bandwidth 5MHz)
- f. The center frequency of spectrum is the band edge frequency and span is 1~5 MHz. RB of the spectrum is 100kHz and VB of the spectrum is 300kHz. (LTE bandwidth 10MHz)
- g. The center frequency of spectrum is the band edge frequency and span is 1~5 MHz. RB of the spectrum is 200kHz and VB of the spectrum is 1MHz. (LTE bandwidth 15MHz)
- h. The center frequency of spectrum is the band edge frequency and span is 1~5 MHz. RB of the spectrum is 200kHz and VB of the spectrum is 1MHz. (LTE bandwidth 20MHz)
- i. Record the max trace plot into the test report.



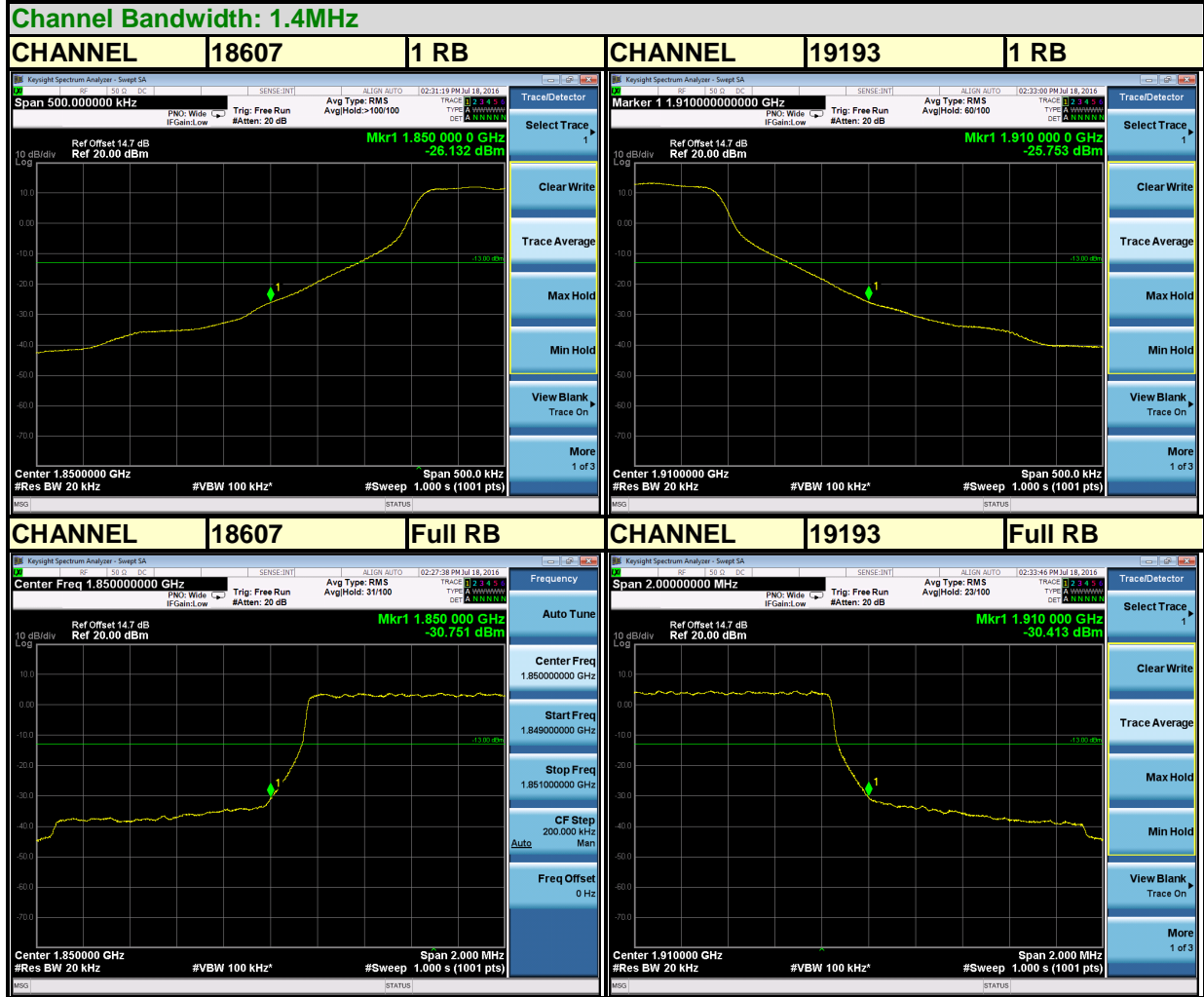
### 4.4.4 TEST RESULTS





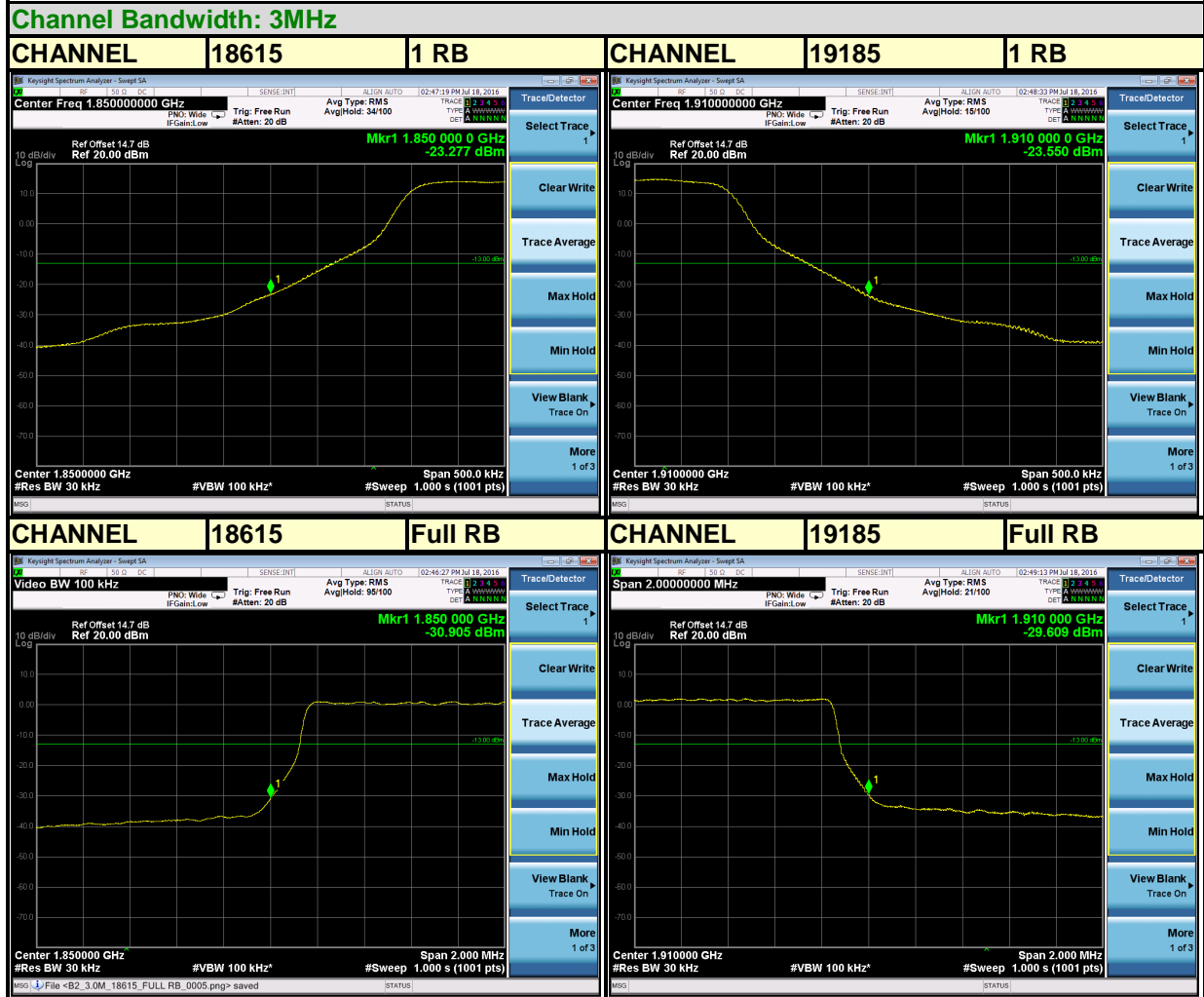


LTE BAND 2



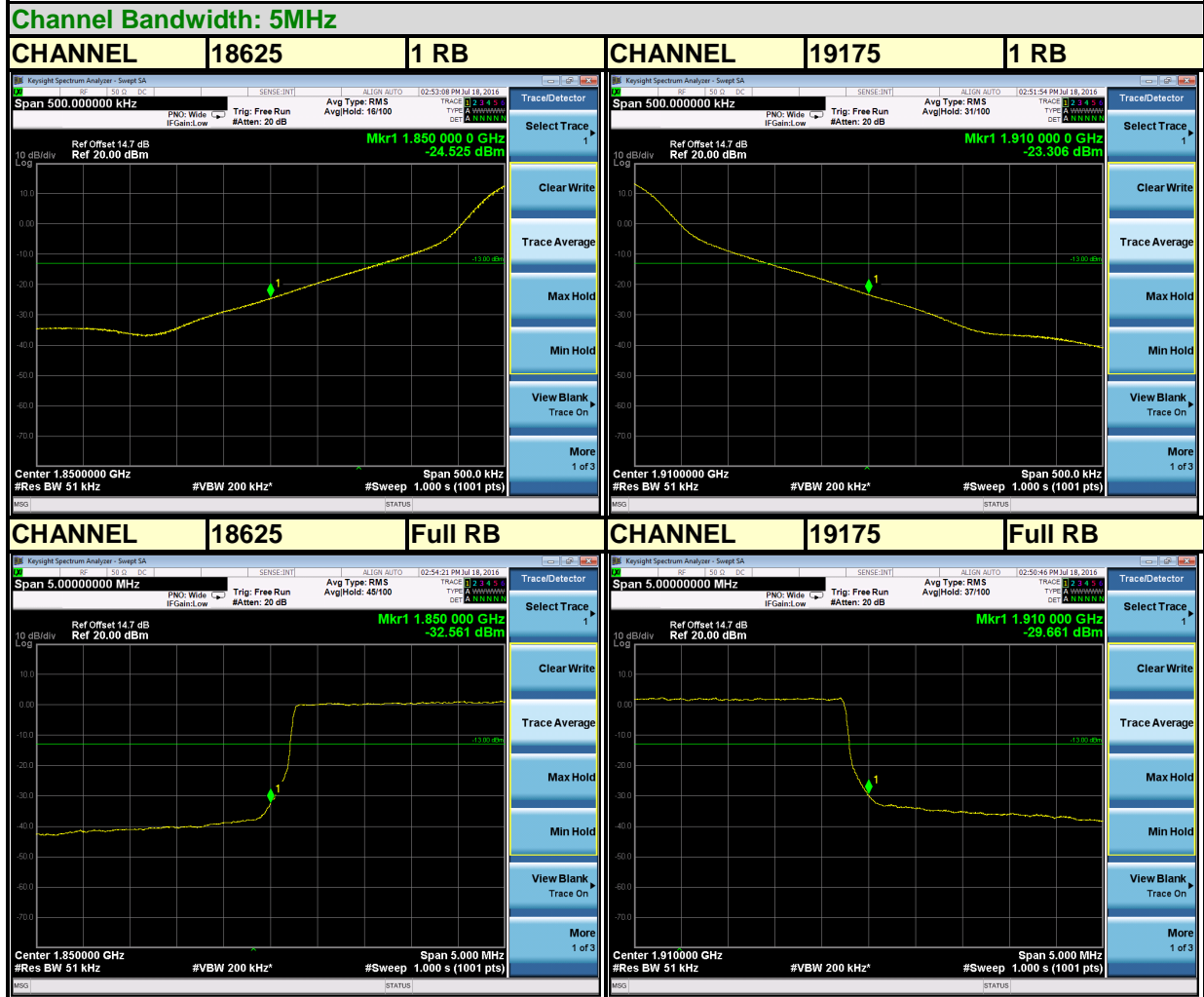


LTE BAND 2



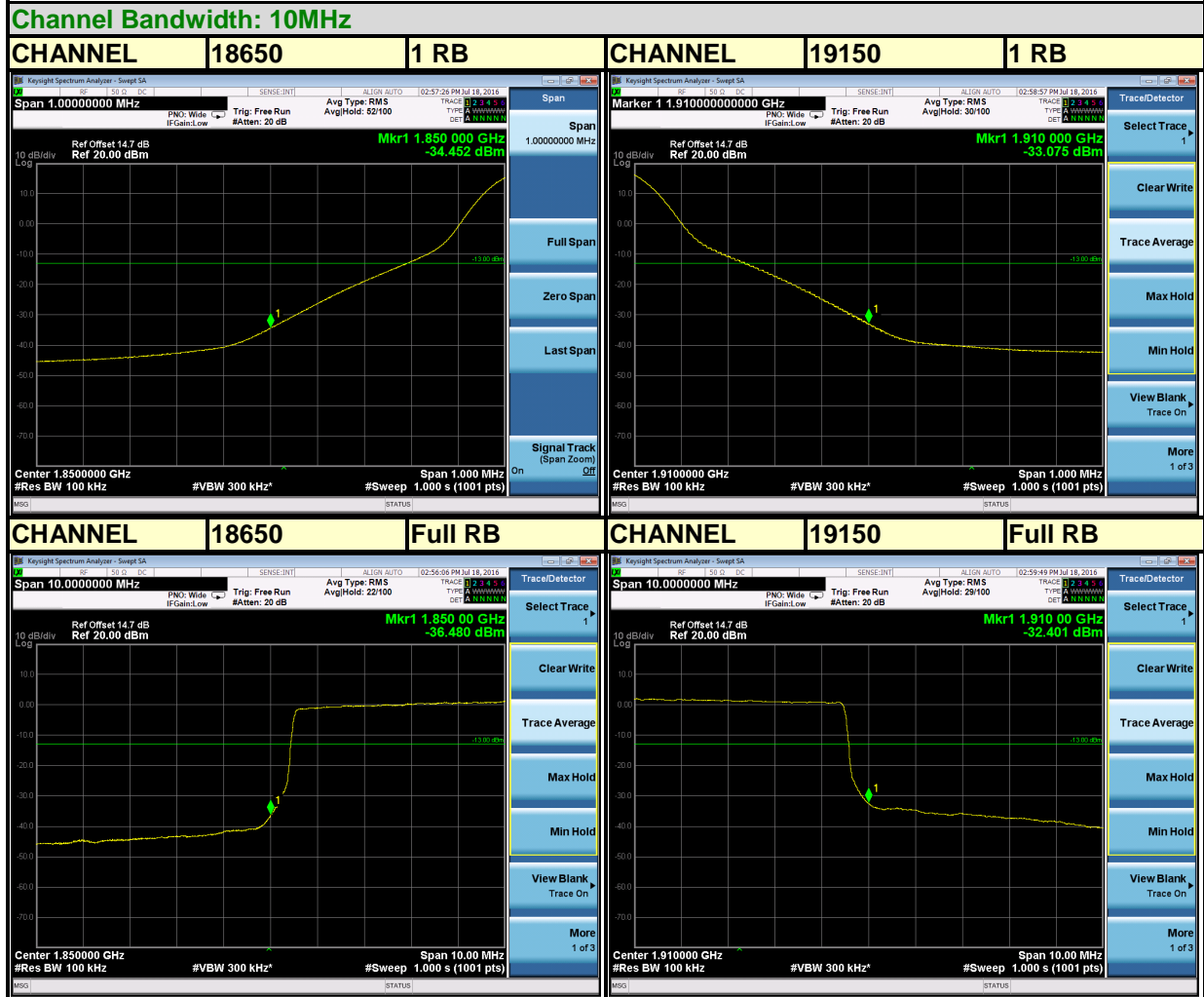


LTE BAND 2



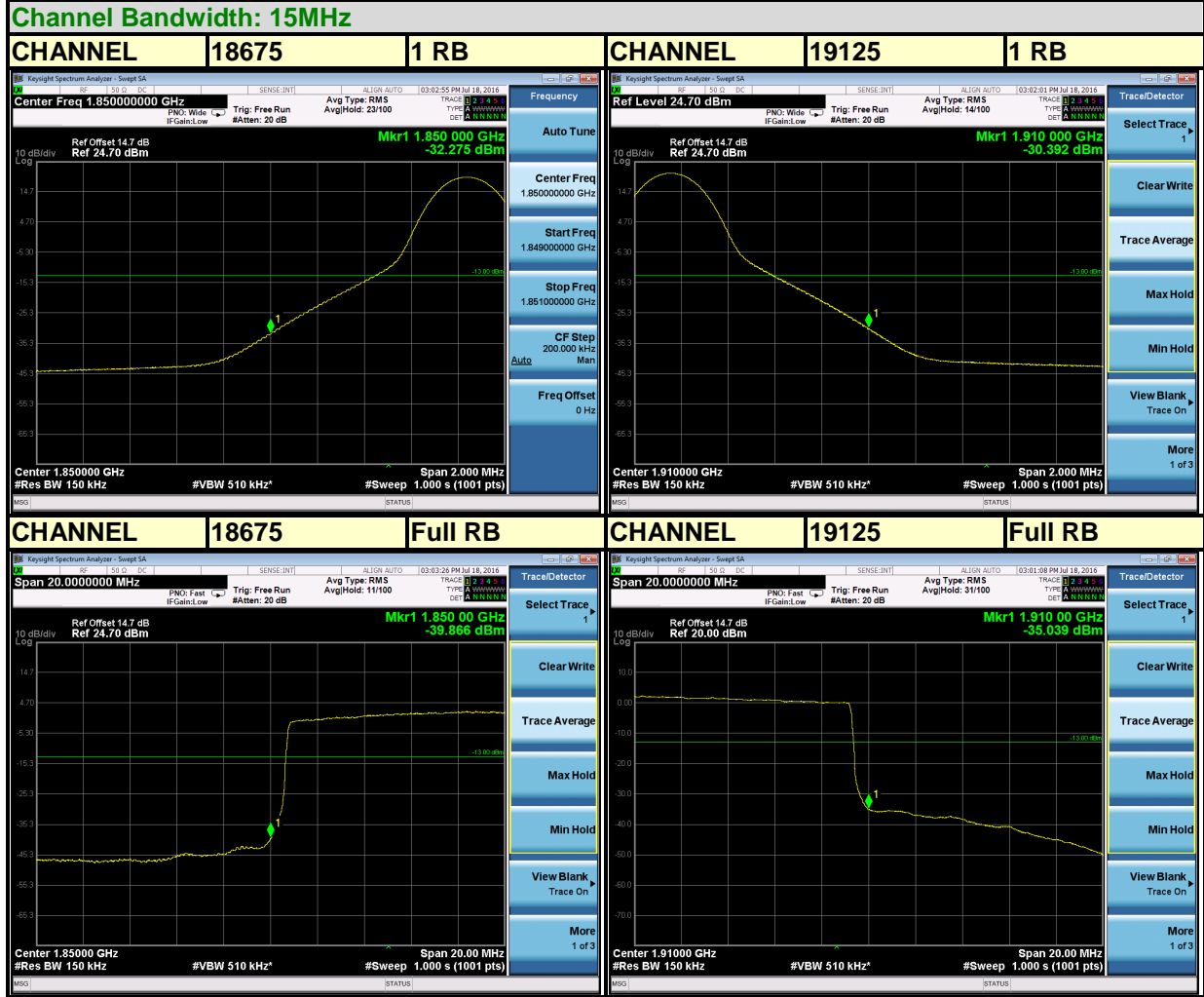


LTE BAND 2



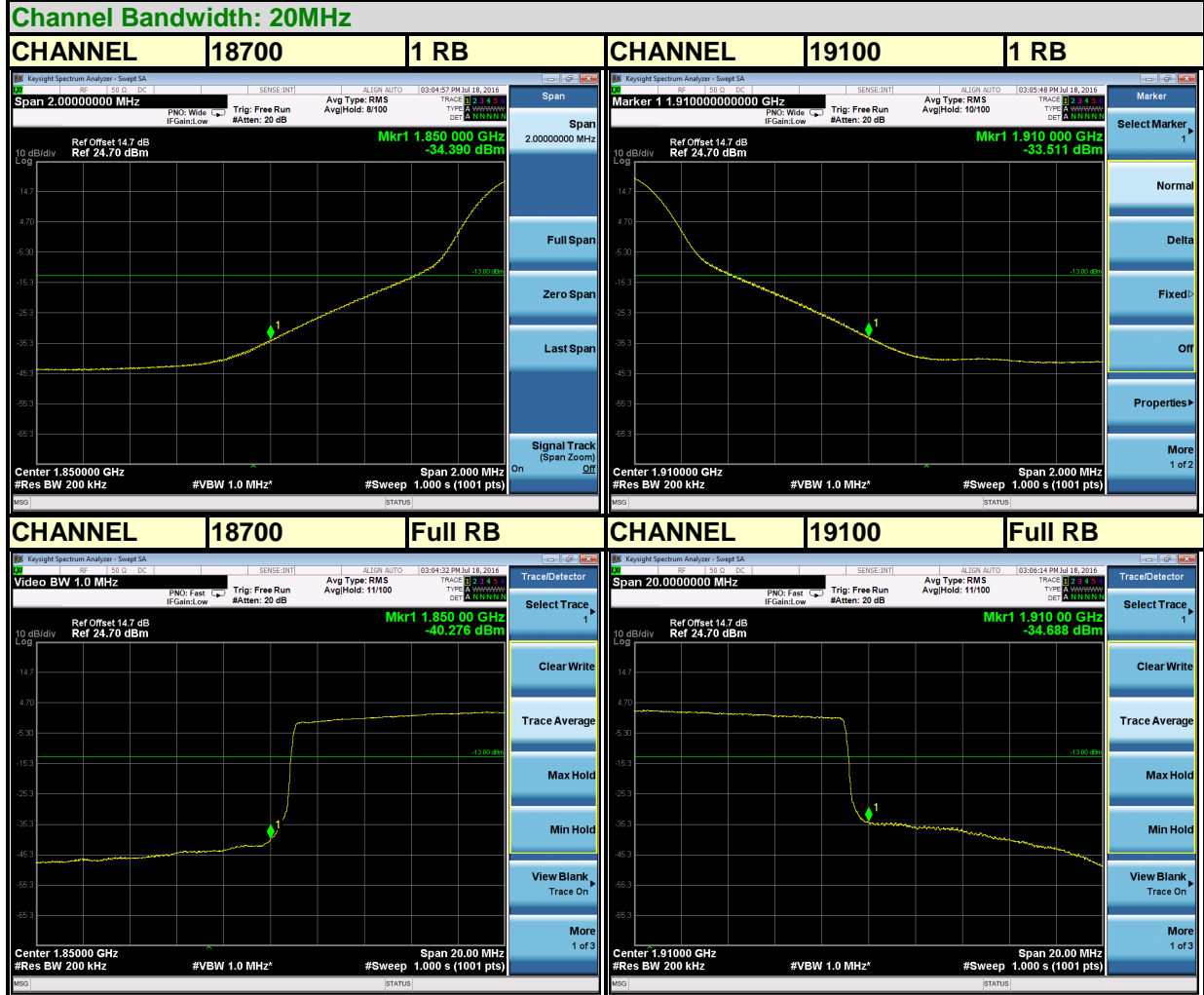


LTE BAND 2





LTE BAND 2





## 4.5 CONDUCTED SPURIOUS EMISSIONS

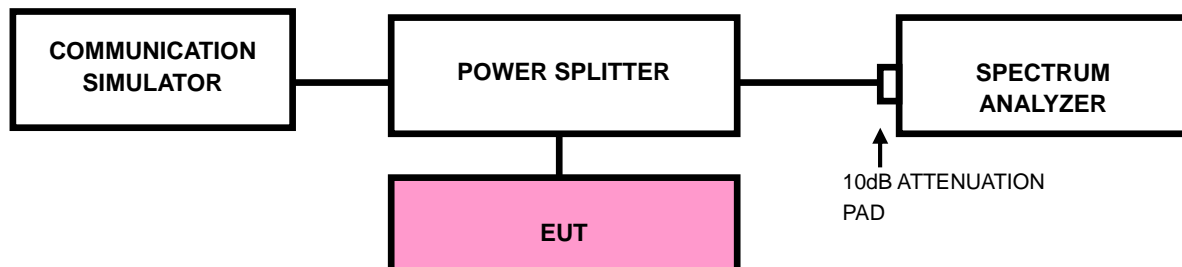
### 4.5.1 LIMITS OF CONDUCTED SPURIOUS EMISSIONS MEASUREMENT

The power of any emission outside of the authorized operating frequency ranges must be attenuated below the transmitting power (P) by a factor of at least  $43 + 10 \log(P)$  dB. The emission limit equal to  $-13$ dBm.

### 4.5.2 TEST PROCEDURE

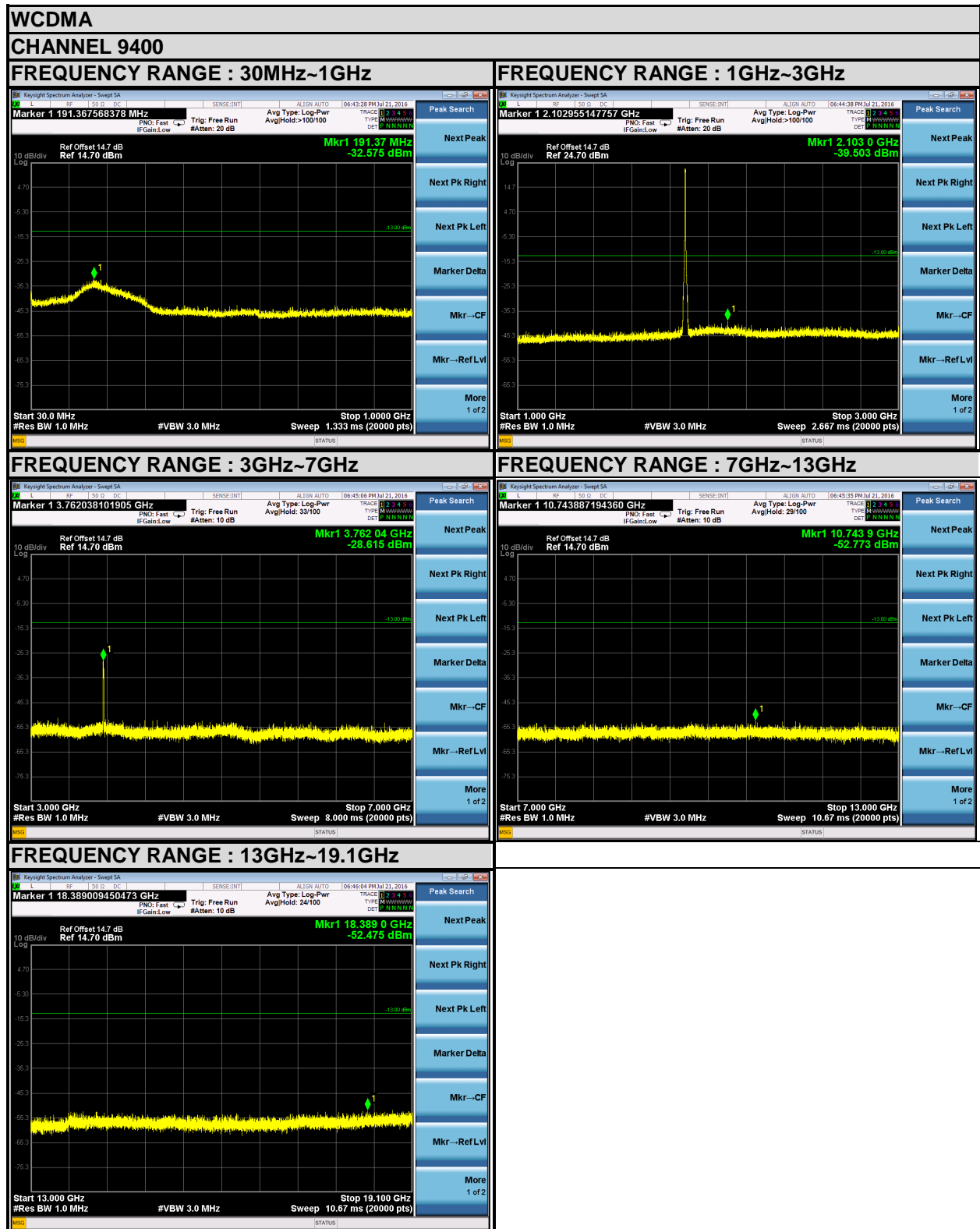
- a. The EUT makes a phone call to the communication simulator. All measurements were done at low, middle and high operational frequency range.
- b. Measuring frequency range is from 9 kHz to 19.1GHz. 20dB attenuation pad is connected with spectrum. RBW=1MHz and VBW=3MHz is used for conducted emission measurement.

### 4.5.3 TEST SETUP





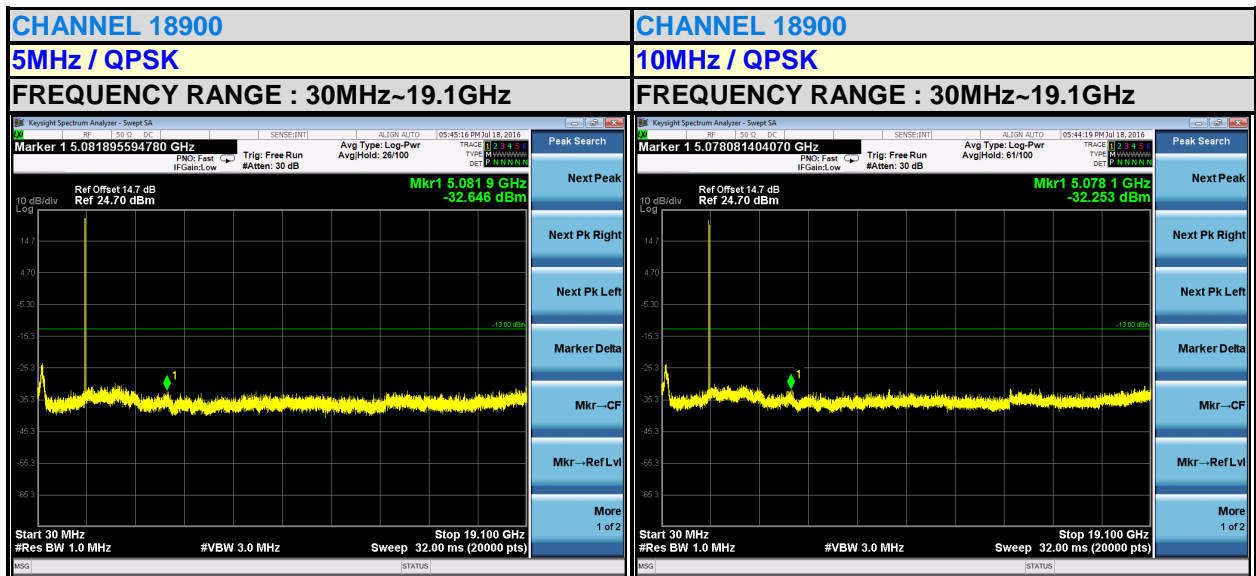
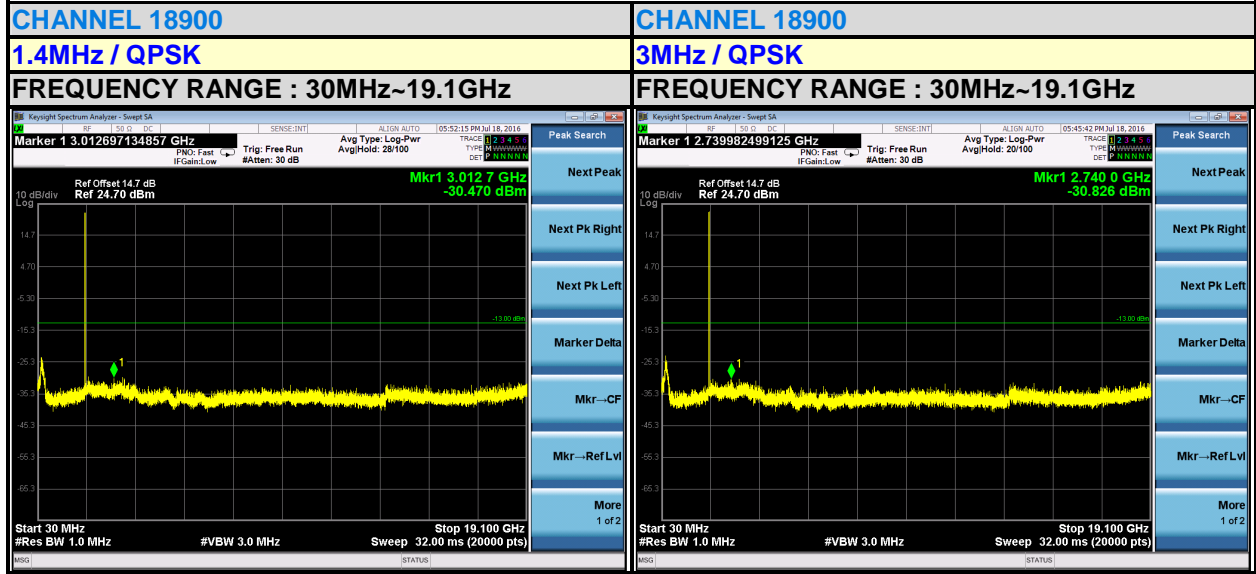
### 4.5.4 TEST RESULTS

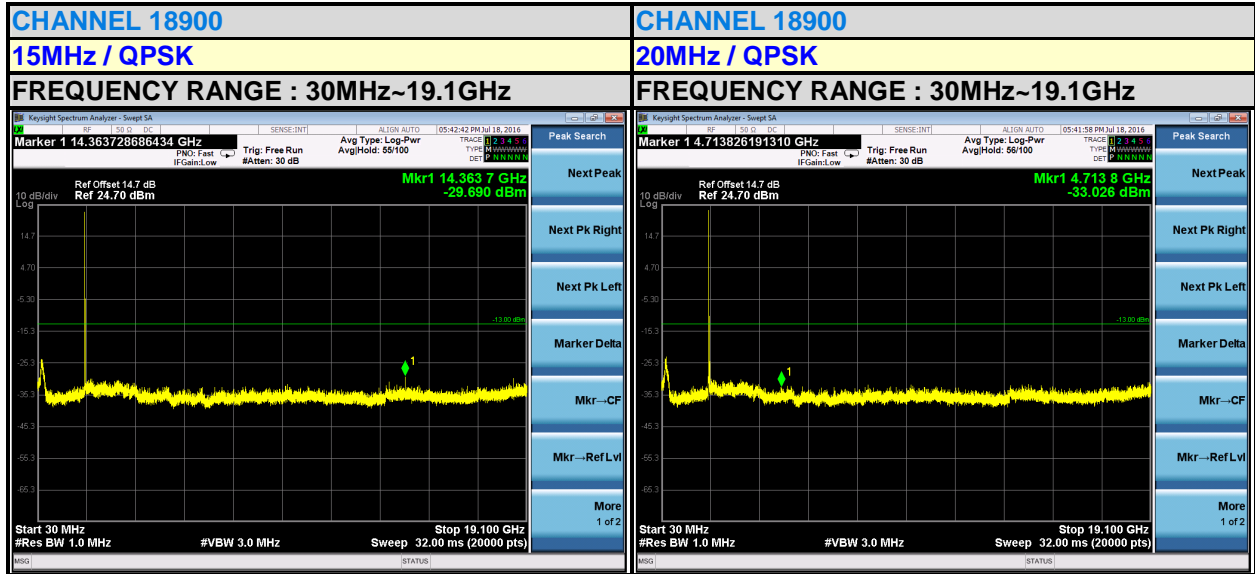






LTE BAND 2





Bureau Veritas Shenzhen Co., Ltd.  
Dongguan Branch

No. 34, Chenwulu Section, Guantai Rd.,  
Houjie Town, Dongguan City,  
Guangdong 523942, China

Tel: +86 769 8593 5656  
Fax: +86 769 8593 1080  
Email: [customerservice.dg@cn.bureauveritas.com](mailto:customerservice.dg@cn.bureauveritas.com)



## 4.6 RADIATED EMISSION MEASUREMENT

### 4.6.1 LIMITS OF RADIATED EMISSION MEASUREMENT

The power of any emission outside of the authorized operating frequency ranges must be attenuated below the transmitting power (P) by a factor of at least  $43 + 10 \log(P)$  dB. The emission limit equal to  $-13\text{dBm}$ .

### 4.6.2 TEST PROCEDURES

- a. Substitution method is used for E.I.R.P measurement. In the semi-anechoic chamber, EUT placed on the 0.8m height of Turn Table, rotated the table around 360 degrees to search the maximum radiation power and receiver antenna shall be rotated vertical and horizontal polarization and moved height from 1m to 4m to find the maximum polar radiated power. The “Read Value” is the spectrum reading the maximum power value.
- b. The substitution horn antenna is substituted for EUT at the same position and signals generator export the CW signal to the substitution antenna via a TX cable. Rotated the Turn Table and moved receiving antenna to find the maximum radiation power. Adjust output power level of S.G to get a Value of spectrum reading equal to “Read Value “ of step a. Record the power level of S.G
- c.  $\text{EIRP} = \text{Output power level of S.G} - \text{TX cable loss} + \text{Antenna gain of substitution horn.}$

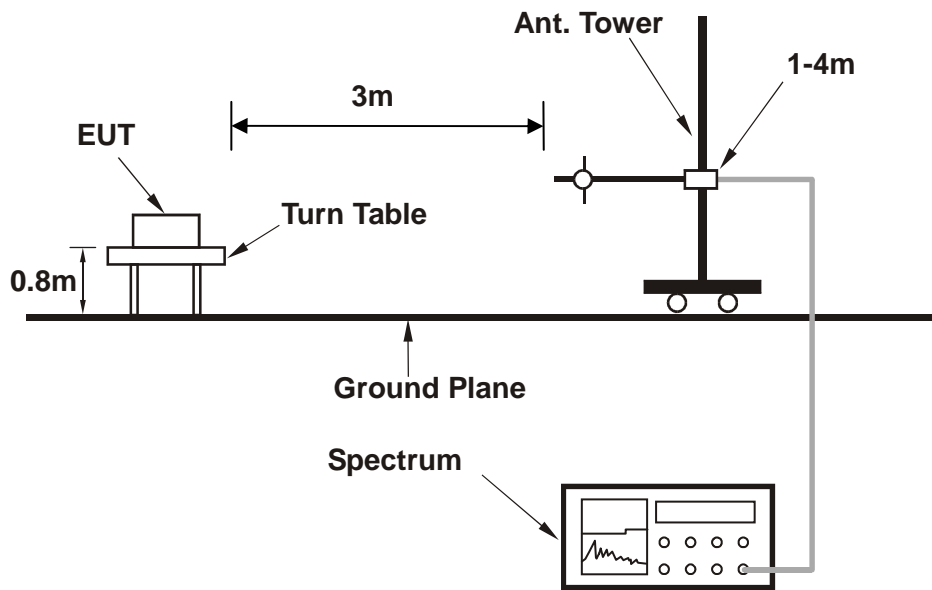
**NOTE:** The resolution bandwidth and video bandwidth of test receiver/spectrum analyzer is 1MHz/3MHz.

### 4.6.3 DEVIATION FROM TEST STANDARD

No deviation



#### 4.6.4 TEST SETUP



For the actual test configuration, please refer to the attached file (Test Setup Photo).



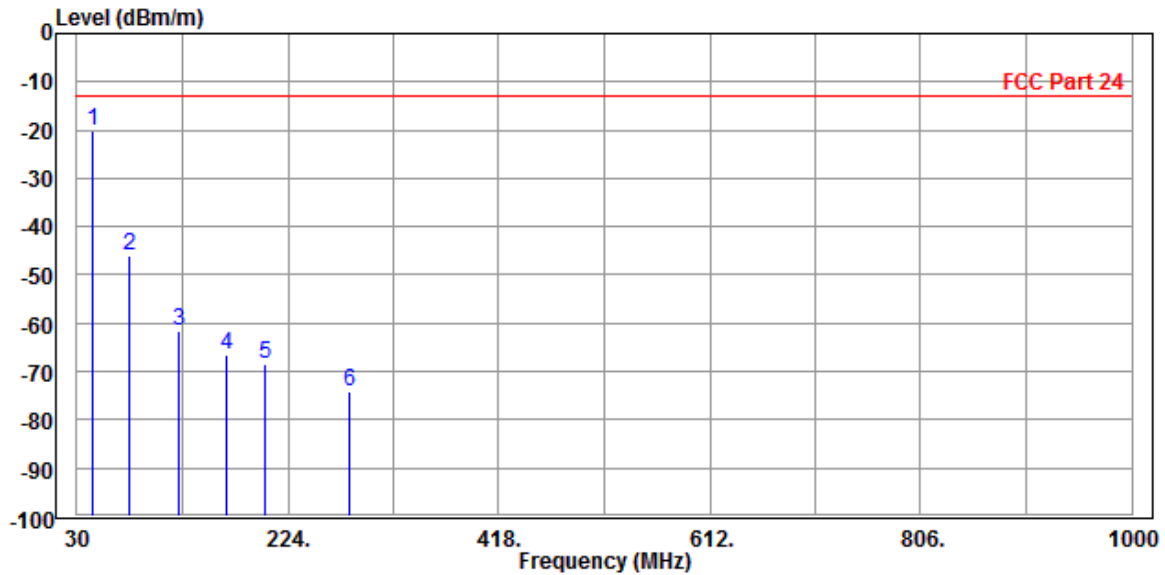
### 4.6.5 TEST RESULTS

#### BELOW 1GHz WORST-CASE DATA

##### LTE Band 2:

|  |                  |                        |               |
|--|------------------|------------------------|---------------|
| <b>MODE</b>  | TX channel 18900 | <b>FREQUENCY RANGE</b> | Below 1000MHz |
| <b>ENVIRONMENTAL CONDITIONS</b>                                | 26deg. C, 56%RH  | <b>INPUT POWER</b>     | 3.8Vdc        |
| <b>TESTED BY</b>   | Alex Chen        |                        |               |
| <b>ANTENNA POLARITY &amp; TEST DISTANCE: HORIZONTAL AT 3 M</b> |                  |                        |               |

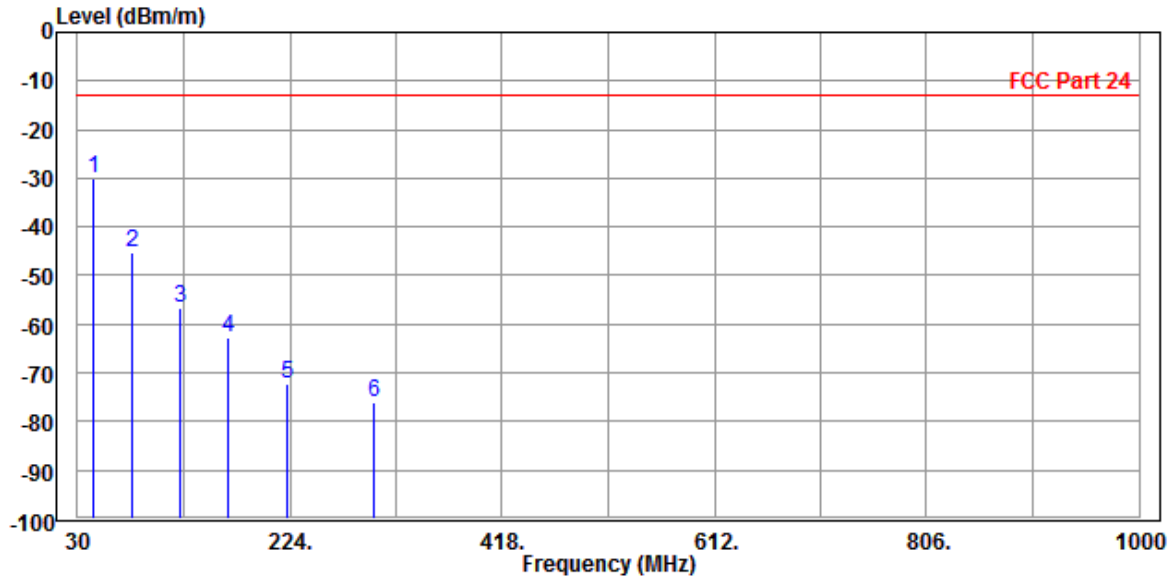
|   | Freq | Level   | Read Level | Limit Line | Over Limit | Factor | Remark      | Pol/Phase  |
|---|------|---------|------------|------------|------------|--------|-------------|------------|
|   | MHz  | dBm/m   | dBm        | dBm/m      | dB         | dB/m   |             |            |
| 1 | PP   | 43.580  | -20.09     | -29.03     | -13.00     | -7.09  | 8.94 Peak   | Horizontal |
| 2 |      | 78.500  | -46.10     | -37.75     | -13.00     | -33.10 | -8.35 Peak  | Horizontal |
| 3 |      | 124.090 | -61.52     | -45.79     | -13.00     | -48.52 | -15.73 Peak | Horizontal |
| 4 |      | 167.740 | -66.53     | -48.33     | -13.00     | -53.53 | -18.20 Peak | Horizontal |
| 5 |      | 202.660 | -68.33     | -51.15     | -13.00     | -55.33 | -17.18 Peak | Horizontal |
| 6 |      | 280.260 | -74.18     | -59.40     | -13.00     | -61.18 | -14.78 Peak | Horizontal |





|  |                  |                        |               |
|--|------------------|------------------------|---------------|
| <b>MODE</b>  | TX channel 18900 | <b>FREQUENCY RANGE</b> | Below 1000MHz |
| <b>ENVIRONMENTAL CONDITIONS</b>                              | 26deg. C, 56%RH  | <b>INPUT POWER</b>     | 3.8Vdc        |
| <b>TESTED BY</b>   | Alex Chen        |                        |               |
| <b>ANTENNA POLARITY &amp; TEST DISTANCE: VERTICAL AT 3 M</b> |                  |                        |               |

|   | Freq | Level   | Read Level | Limit Line | Over Limit | Factor | Remark | Pol/Phase |          |
|---|------|---------|------------|------------|------------|--------|--------|-----------|----------|
|   | MHz  | dBm/m   | dBm        | dBm/m      | dB         | dB/m   |        |           |          |
| 1 | PP   | 43.580  | -29.96     | -27.32     | -13.00     | -16.96 | -2.64  | Peak      | Vertical |
| 2 |      | 79.470  | -45.20     | -34.67     | -13.00     | -32.20 | -10.53 | Peak      | Vertical |
| 3 |      | 123.120 | -56.51     | -43.88     | -13.00     | -43.51 | -12.63 | Peak      | Vertical |
| 4 |      | 167.740 | -62.59     | -48.13     | -13.00     | -49.59 | -14.46 | Peak      | Vertical |
| 5 |      | 221.090 | -72.28     | -61.27     | -13.00     | -59.28 | -11.01 | Peak      | Vertical |
| 6 |      | 300.630 | -75.96     | -64.67     | -13.00     | -62.96 | -11.29 | Peak      | Vertical |



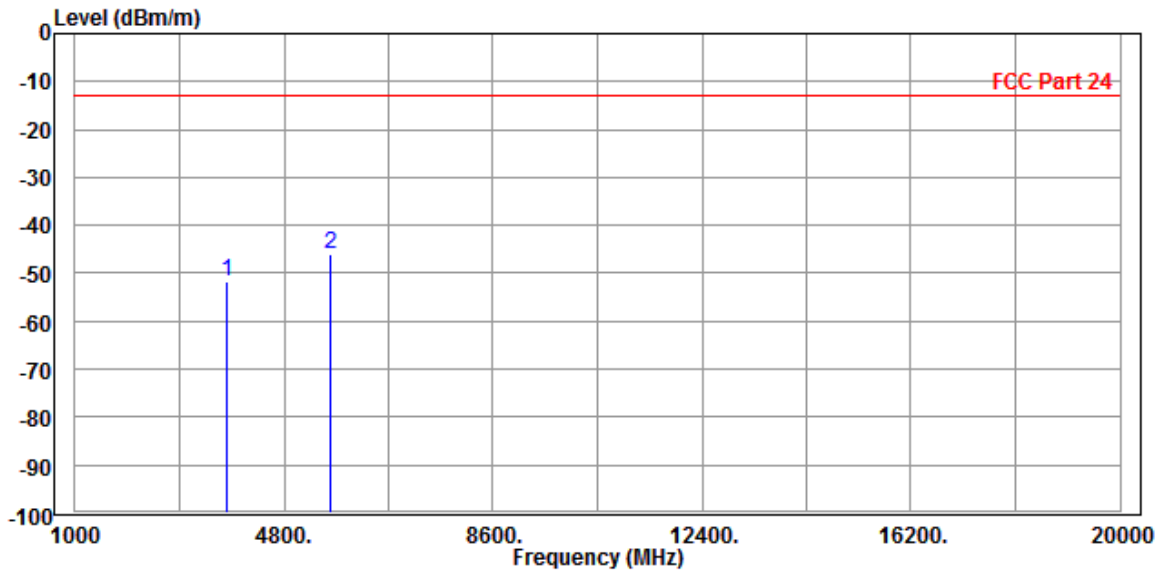


ABOVE 1GHz DATA

WCDMA Band II:

|  |                 |                 |               |
|--|-----------------|-----------------|---------------|
| MODE   | TX channel 9400 | FREQUENCY RANGE | Above 1000MHz |
| ENVIRONMENTAL CONDITIONS                                       | 26deg. C, 56%RH | INPUT POWER     | 3.8Vdc        |
| TESTED BY  | Alex Chen       |                 |               |
| <b>ANTENNA POLARITY &amp; TEST DISTANCE: HORIZONTAL AT 3 M</b> |                 |                 |               |

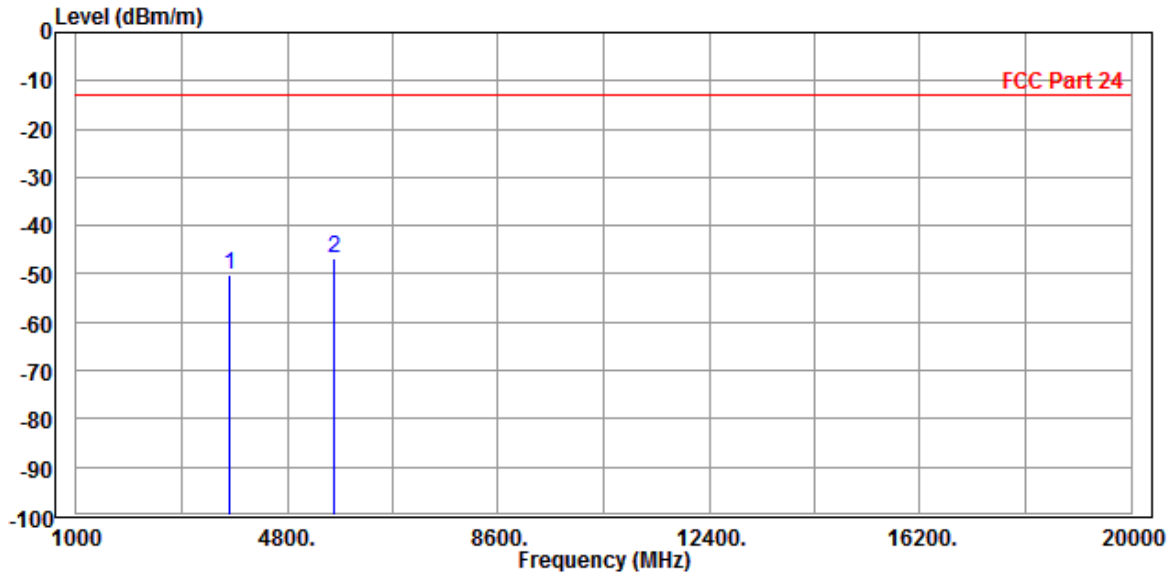
|      | Freq     | Level  | Read Level | Limit Line | Over Limit | Factor | Remark | Pol/Phase  |
|------|----------|--------|------------|------------|------------|--------|--------|------------|
|      | MHz      | dBm/m  | dBm        | dBm/m      | dB         | dB/m   |        |            |
| 1    | 3756.000 | -51.70 | -55.09     | -13.00     | -38.70     | 3.39   | Peak   | Horizontal |
| 2 PP | 5640.000 | -45.94 | -55.06     | -13.00     | -32.94     | 9.12   | Peak   | Horizontal |





|  |                 |                        |               |
|--|-----------------|------------------------|---------------|
| <b>MODE</b>  | TX channel 9400 | <b>FREQUENCY RANGE</b> | Above 1000MHz |
| <b>ENVIRONMENTAL CONDITIONS</b>                              | 26deg. C, 56%RH | <b>INPUT POWER</b>     | 3.8Vdc        |
| <b>TESTED BY</b>   | Alex Chen       |                        |               |
| <b>ANTENNA POLARITY &amp; TEST DISTANCE: VERTICAL AT 3 M</b> |                 |                        |               |

|   | Freq        | Level  | Read Level | Limit Line | Over Limit | Factor | Remark | Pol/Phase |
|---|-------------|--------|------------|------------|------------|--------|--------|-----------|
|   | MHz         | dBm/m  | dBm        | dBm/m      | dB         | dB/m   |        |           |
| 1 | 3755.000    | -50.23 | -54.08     | -13.00     | -37.23     | 3.85   | Peak   | Vertical  |
| 2 | PP 5640.000 | -46.60 | -54.86     | -13.00     | -33.60     | 8.26   | Peak   | Vertical  |





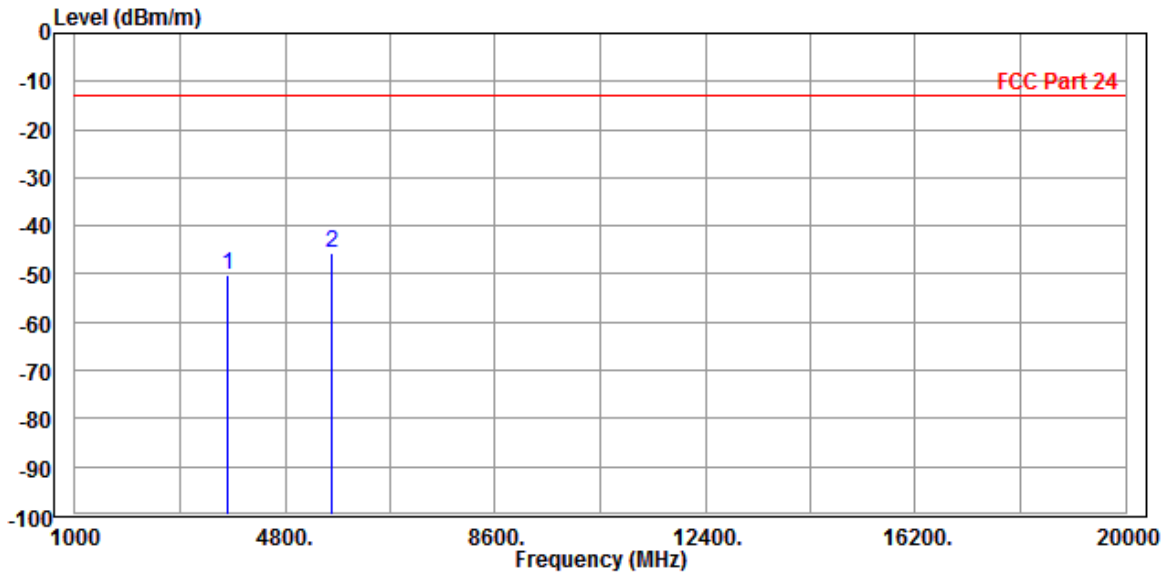


LTE Band 2

CHANNEL BANDWIDTH: 1.4MHz / QPSK

|  |                  |                 |               |
|--|------------------|-----------------|---------------|
| MODE   | TX channel 18900 | FREQUENCY RANGE | Above 1000MHz |
| ENVIRONMENTAL CONDITIONS                                       | 26deg. C, 56%RH  | INPUT POWER     | 3.8Vdc        |
| TESTED BY  | Alex Chen        |                 |               |
| <b>ANTENNA POLARITY &amp; TEST DISTANCE: HORIZONTAL AT 3 M</b> |                  |                 |               |

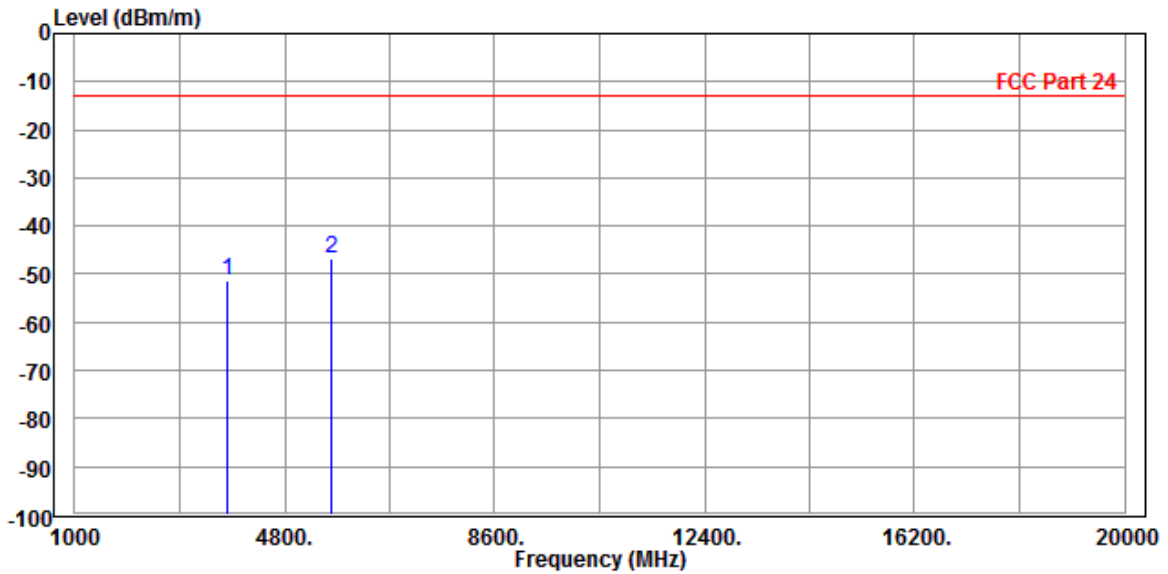
|      | Freq     | Level  | Read Level | Limit Line | Over Limit | Factor | Remark | Pol/Phase  |
|------|----------|--------|------------|------------|------------|--------|--------|------------|
|      | MHz      | dBm/m  | dBm        | dBm/m      | dB         | dB/m   |        |            |
| 1    | 3755.000 | -50.37 | -53.76     | -13.00     | -37.37     | 3.39   | Peak   | Horizontal |
| 2 PP | 5640.000 | -45.65 | -54.77     | -13.00     | -32.65     | 9.12   | Peak   | Horizontal |





|  |                  |                        |               |
|--|------------------|------------------------|---------------|
| <b>MODE</b>  | TX channel 18900 | <b>FREQUENCY RANGE</b> | Above 1000MHz |
| <b>ENVIRONMENTAL CONDITIONS</b>                              | 26deg. C, 56%RH  | <b>INPUT POWER</b>     | 3.8Vdc        |
| <b>TESTED BY</b>   | Alex Chen        |                        |               |
| <b>ANTENNA POLARITY &amp; TEST DISTANCE: VERTICAL AT 3 M</b> |                  |                        |               |

|      | Freq     | Level  | Read Level | Limit Line | Over Limit | Factor | Remark | Pol/Phase |
|------|----------|--------|------------|------------|------------|--------|--------|-----------|
|      | MHz      | dBm/m  | dBm        | dBm/m      | dB         | dB/m   |        |           |
| 1    | 3755.000 | -51.49 | -55.34     | -13.00     | -38.49     | 3.85   | Peak   | Vertical  |
| 2 PP | 5640.000 | -46.85 | -55.11     | -13.00     | -33.85     | 8.26   | Peak   | Vertical  |

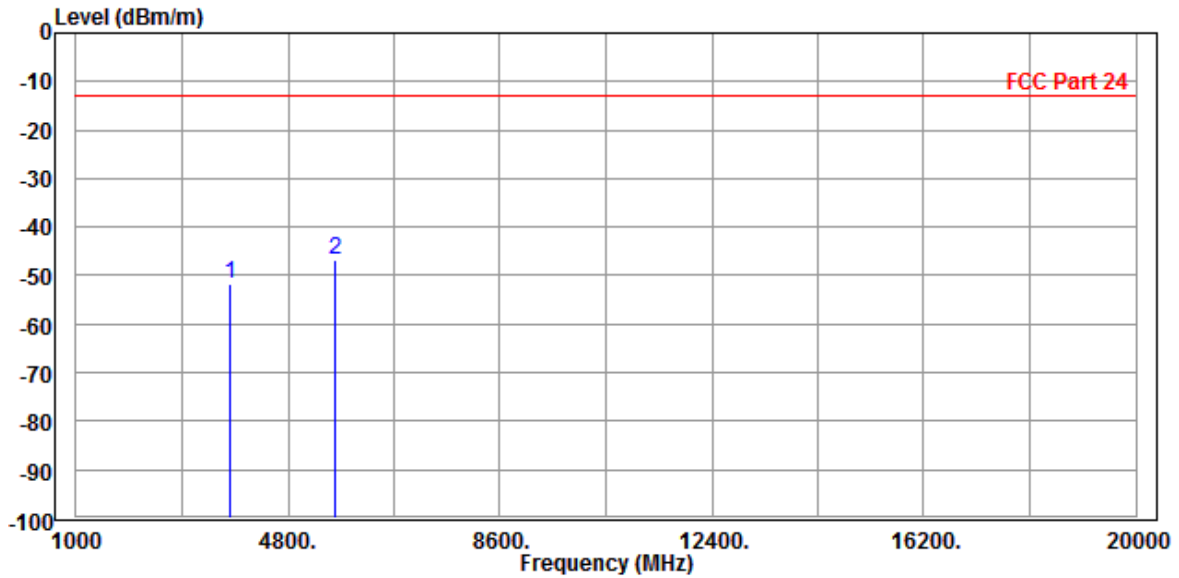




CHANNEL BANDWIDTH: 3MHz / QPSK

|  |                  |                 |               |
|--|------------------|-----------------|---------------|
| MODE   | TX channel 18900 | FREQUENCY RANGE | Above 1000MHz |
| ENVIRONMENTAL CONDITIONS                                       | 26deg. C, 56%RH  | INPUT POWER     | 3.8Vdc        |
| TESTED BY  | Alex Chen        |                 |               |
| <b>ANTENNA POLARITY &amp; TEST DISTANCE: HORIZONTAL AT 3 M</b> |                  |                 |               |

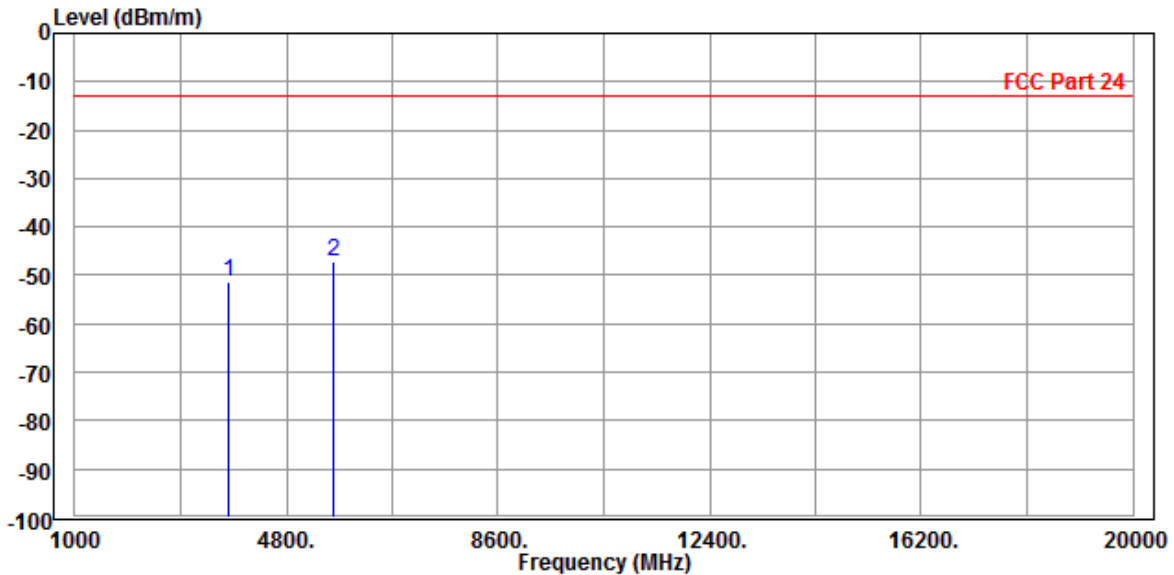
|      | Freq     | Level  | Read Level | Limit Line | Over Limit | Factor | Remark | Pol/Phase  |
|------|----------|--------|------------|------------|------------|--------|--------|------------|
|      | MHz      | dBm/m  | dBm        | dBm/m      | dB         | dB/m   |        |            |
| 1    | 3755.000 | -51.82 | -55.21     | -13.00     | -38.82     | 3.39   | Peak   | Horizontal |
| 2 PP | 5640.000 | -46.95 | -56.07     | -13.00     | -33.95     | 9.12   | Peak   | Horizontal |





|  |                  |                        |               |
|--|------------------|------------------------|---------------|
| <b>MODE</b>  | TX channel 18900 | <b>FREQUENCY RANGE</b> | Above 1000MHz |
| <b>ENVIRONMENTAL CONDITIONS</b>                              | 26deg. C, 56%RH  | <b>INPUT POWER</b>     | 3.8Vdc        |
| <b>TESTED BY</b>   | Alex Chen        |                        |               |
| <b>ANTENNA POLARITY &amp; TEST DISTANCE: VERTICAL AT 3 M</b> |                  |                        |               |

|      | Freq     | Level  | Read Level | Limit Line | Over Limit | Factor | Remark | Pol/Phase |
|------|----------|--------|------------|------------|------------|--------|--------|-----------|
|      | MHz      | dBm/m  | dBm        | dBm/m      | dB         | dB/m   |        |           |
| 1    | 3755.000 | -51.29 | -55.14     | -13.00     | -38.29     | 3.85   | Peak   | Vertical  |
| 2 PP | 5640.000 | -47.30 | -55.56     | -13.00     | -34.30     | 8.26   | Peak   | Vertical  |

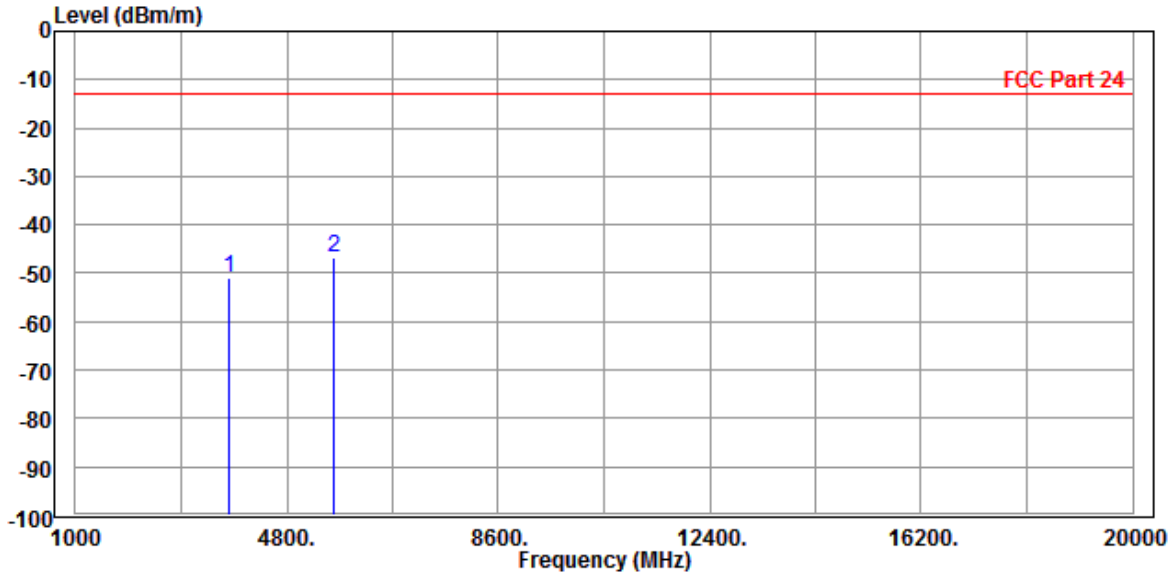




CHANNEL BANDWIDTH: 5MHz / QPSK

|  |                  |                 |               |
|--|------------------|-----------------|---------------|
| MODE   | TX channel 18900 | FREQUENCY RANGE | Above 1000MHz |
| ENVIRONMENTAL CONDITIONS                                       | 26deg. C, 56%RH  | INPUT POWER     | 3.8Vdc        |
| TESTED BY  | Alex Chen        |                 |               |
| <b>ANTENNA POLARITY &amp; TEST DISTANCE: HORIZONTAL AT 3 M</b> |                  |                 |               |

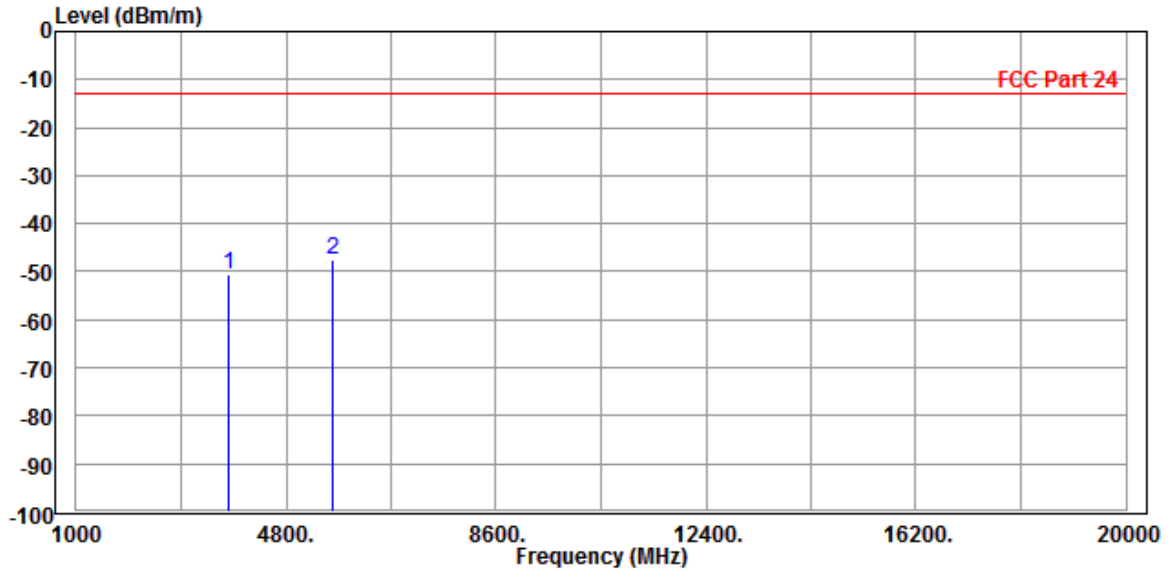
|   | Freq        | Level  | Read Level | Limit Line | Over Limit | Factor | Remark | Pol/Phase  |
|---|-------------|--------|------------|------------|------------|--------|--------|------------|
|   | MHz         | dBm/m  | dBm        | dBm/m      | dB         | dB/m   |        |            |
| 1 | 3755.000    | -51.10 | -54.49     | -13.00     | -38.10     | 3.39   | Peak   | Horizontal |
| 2 | PP 5640.000 | -46.96 | -56.08     | -13.00     | -33.96     | 9.12   | Peak   | Horizontal |





|  |                  |                 |               |
|--|------------------|-----------------|---------------|
| MODE   | TX channel 18900 | FREQUENCY RANGE | Above 1000MHz |
| ENVIRONMENTAL CONDITIONS                                     | 26deg. C, 56%RH  | INPUT POWER     | 3.8Vdc        |
| TESTED BY  | Alex Chen        |                 |               |
| <b>ANTENNA POLARITY &amp; TEST DISTANCE: VERTICAL AT 3 M</b> |                  |                 |               |

|      | Freq     | Level  | Read Level | Limit Line | Over Limit | Factor | Remark | Pol/Phase |
|------|----------|--------|------------|------------|------------|--------|--------|-----------|
|      | MHz      | dBm/m  | dBm        | dBm/m      | dB         | dB/m   |        |           |
| 1    | 3755.000 | -50.62 | -54.47     | -13.00     | -37.62     | 3.85   | Peak   | Vertical  |
| 2 PP | 5640.000 | -47.39 | -55.65     | -13.00     | -34.39     | 8.26   | Peak   | Vertical  |

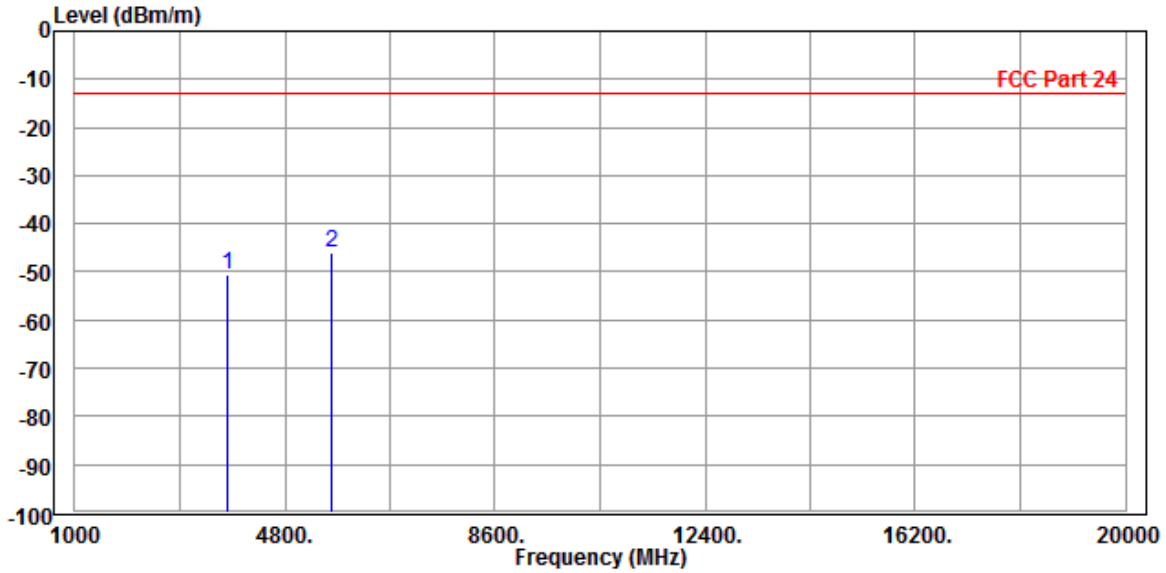




CHANNEL BANDWIDTH: 10MHz / QPSK

|   |                  |                 |               |
|---|------------------|-----------------|---------------|
| MODE  | TX channel 18900 | FREQUENCY RANGE | Above 1000MHz |
| ENVIRONMENTAL CONDITIONS                            | 26deg. C, 56%RH  | INPUT POWER     | 3.8Vdc        |
| TESTED BY   | Alex Chen        |                 |               |
| ANTENNA POLARITY & TEST DISTANCE: HORIZONTAL AT 3 M |                  |                 |               |

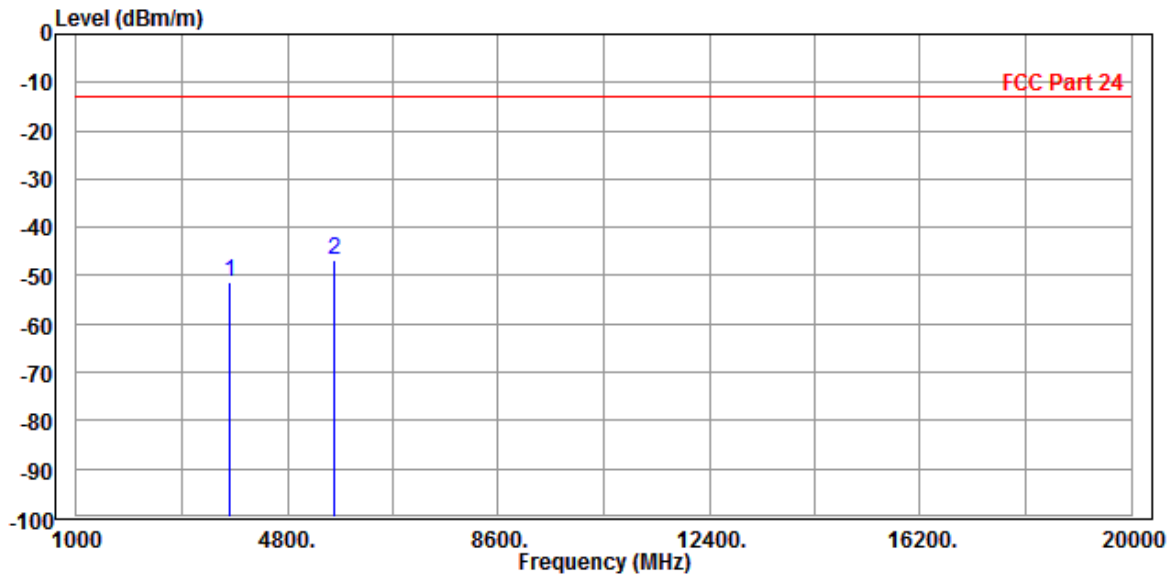
|   | Freq        | Level  | Read Level | Limit Line | Over Limit | Factor | Remark | Pol/Phase  |
|---|-------------|--------|------------|------------|------------|--------|--------|------------|
|   | MHz         | dBm/m  | dBm        | dBm/m      | dB         | dB/m   |        |            |
| 1 | 3755.000    | -50.42 | -53.81     | -13.00     | -37.42     | 3.39   | Peak   | Horizontal |
| 2 | PP 5640.000 | -46.03 | -55.15     | -13.00     | -33.03     | 9.12   | Peak   | Horizontal |





|  |                  |                        |               |
|--|------------------|------------------------|---------------|
| <b>MODE</b>  | TX channel 18900 | <b>FREQUENCY RANGE</b> | Above 1000MHz |
| <b>ENVIRONMENTAL CONDITIONS</b>                              | 26deg. C, 56%RH  | <b>INPUT POWER</b>     | 3.8Vdc        |
| <b>TESTED BY</b>   | Alex Chen        |                        |               |
| <b>ANTENNA POLARITY &amp; TEST DISTANCE: VERTICAL AT 3 M</b> |                  |                        |               |

|   | Freq        | Level  | Read Level | Limit Line | Over Limit | Factor | Remark | Pol/Phase |
|---|-------------|--------|------------|------------|------------|--------|--------|-----------|
|   | MHz         | dBm/m  | dBm        | dBm/m      | dB         | dB/m   |        |           |
| 1 | 3755.000    | -51.35 | -55.20     | -13.00     | -38.35     | 3.85   | Peak   | Vertical  |
| 2 | PP 5640.000 | -46.95 | -55.21     | -13.00     | -33.95     | 8.26   | Peak   | Vertical  |



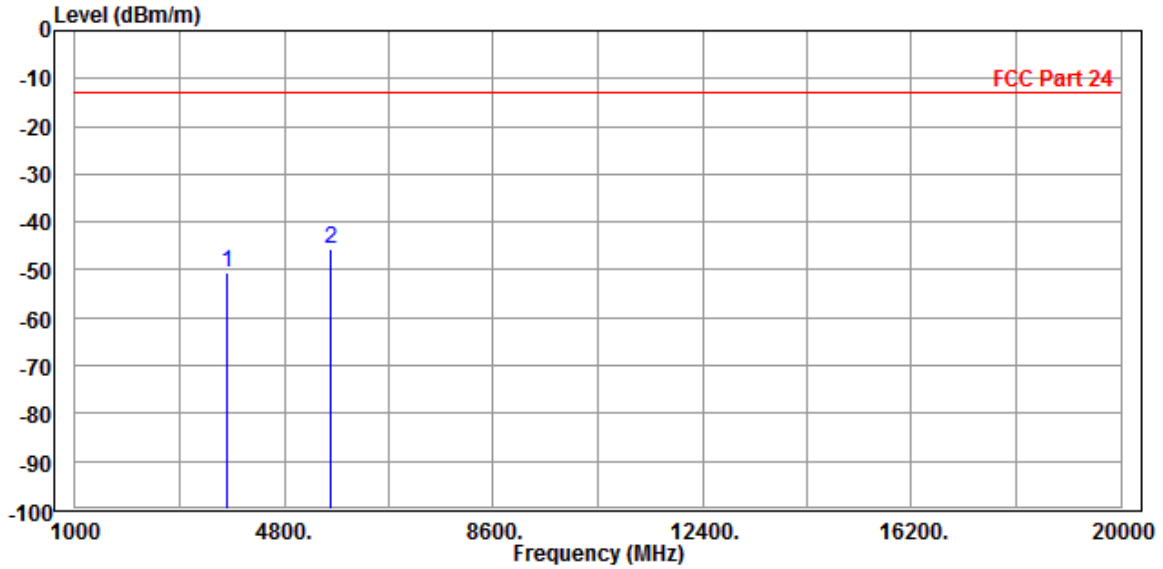




CHANNEL BANDWIDTH: 15MHz / QPSK

|  |                  |                 |               |
|--|------------------|-----------------|---------------|
| MODE   | TX channel 18900 | FREQUENCY RANGE | Above 1000MHz |
| ENVIRONMENTAL CONDITIONS                                       | 26deg. C, 56%RH  | INPUT POWER     | 3.8Vdc        |
| TESTED BY  | Alex Chen        |                 |               |
| <b>ANTENNA POLARITY &amp; TEST DISTANCE: HORIZONTAL AT 3 M</b> |                  |                 |               |

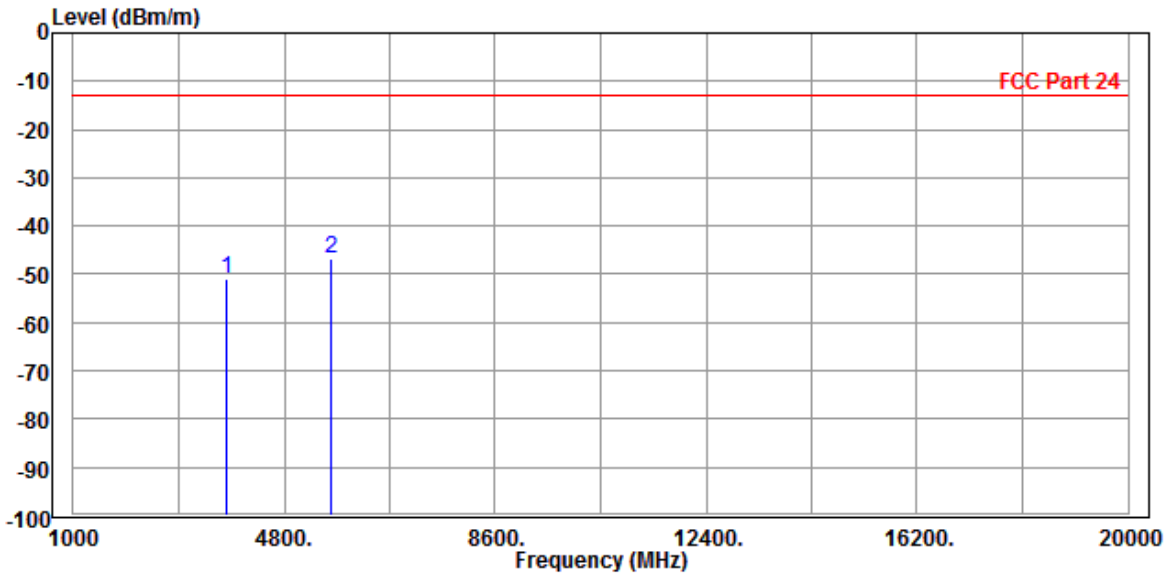
|   | Freq        | Level  | Read Level | Limit Line | Over Limit | Factor | Remark | Pol/Phase  |
|---|-------------|--------|------------|------------|------------|--------|--------|------------|
|   | MHz         | dBm/m  | dBm        | dBm/m      | dB         | dB/m   |        |            |
| 1 | 3755.000    | -50.57 | -53.96     | -13.00     | -37.57     | 3.39   | Peak   | Horizontal |
| 2 | PP 5640.000 | -45.72 | -54.84     | -13.00     | -32.72     | 9.12   | Peak   | Horizontal |





|  |                  |                        |               |
|--|------------------|------------------------|---------------|
| <b>MODE</b>  | TX channel 18900 | <b>FREQUENCY RANGE</b> | Above 1000MHz |
| <b>ENVIRONMENTAL CONDITIONS</b>                              | 26deg. C, 56%RH  | <b>INPUT POWER</b>     | 3.8Vdc        |
| <b>TESTED BY</b>   | Alex Chen        |                        |               |
| <b>ANTENNA POLARITY &amp; TEST DISTANCE: VERTICAL AT 3 M</b> |                  |                        |               |

|      | Freq     | Level  | Read Level | Limit Line | Over Limit | Factor | Remark | Pol/Phase |
|------|----------|--------|------------|------------|------------|--------|--------|-----------|
|      | MHz      | dBm/m  | dBm        | dBm/m      | dB         | dB/m   |        |           |
| 1    | 3755.000 | -51.05 | -54.90     | -13.00     | -38.05     | 3.85   | Peak   | Vertical  |
| 2 PP | 5640.000 | -46.73 | -54.99     | -13.00     | -33.73     | 8.26   | Peak   | Vertical  |

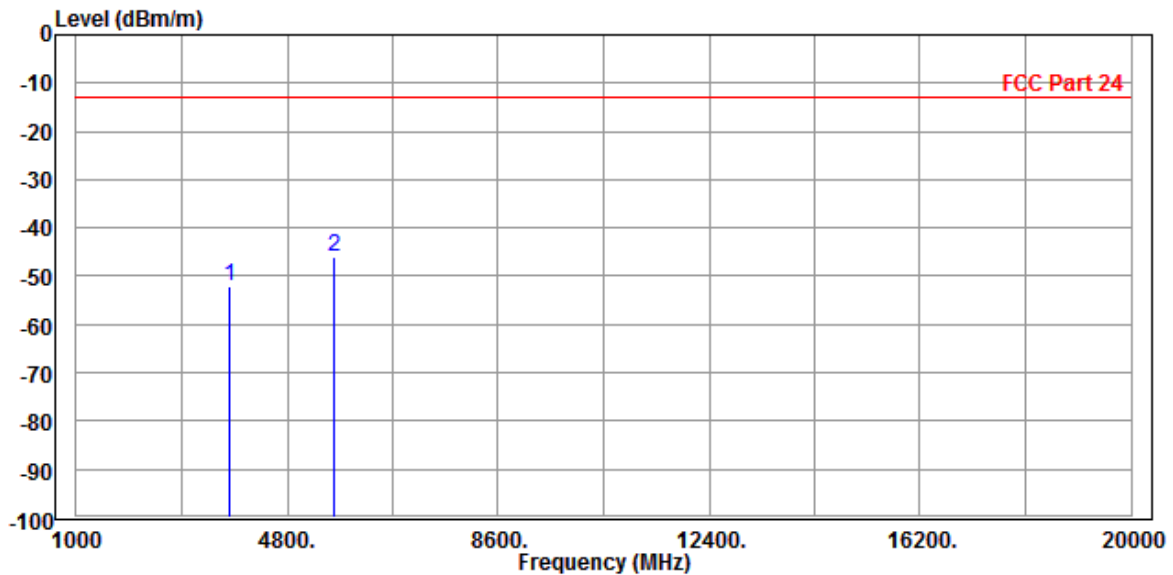




CHANNEL BANDWIDTH: 20MHz / QPSK

|  |                  |                 |               |
|--|------------------|-----------------|---------------|
| MODE   | TX channel 18900 | FREQUENCY RANGE | Above 1000MHz |
| ENVIRONMENTAL CONDITIONS                                       | 26deg. C, 56%RH  | INPUT POWER     | 3.8Vdc        |
| TESTED BY  | Alex Chen        |                 |               |
| <b>ANTENNA POLARITY &amp; TEST DISTANCE: HORIZONTAL AT 3 M</b> |                  |                 |               |

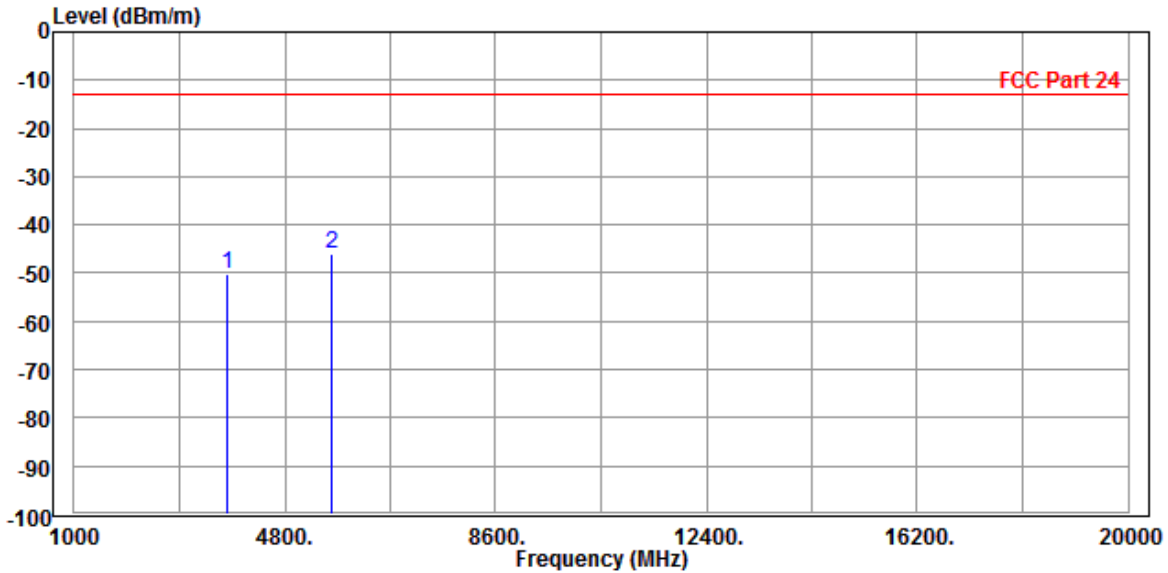
|   | Freq        | Level  | Read Level | Limit Line | Over Limit | Factor | Remark | Pol/Phase  |
|---|-------------|--------|------------|------------|------------|--------|--------|------------|
|   | MHz         | dBm/m  | dBm        | dBm/m      | dB         | dB/m   |        |            |
| 1 | 3755.000    | -52.27 | -55.66     | -13.00     | -39.27     | 3.39   | Peak   | Horizontal |
| 2 | PP 5640.000 | -45.84 | -54.96     | -13.00     | -32.84     | 9.12   | Peak   | Horizontal |





|  |                  |                 |               |
|--|------------------|-----------------|---------------|
| MODE   | TX channel 18900 | FREQUENCY RANGE | Above 1000MHz |
| ENVIRONMENTAL CONDITIONS                                     | 26deg. C, 56%RH  | INPUT POWER     | 3.8Vdc        |
| TESTED BY  | Alex Chen        |                 |               |
| <b>ANTENNA POLARITY &amp; TEST DISTANCE: VERTICAL AT 3 M</b> |                  |                 |               |

|      | Freq     | Level  | Read Level | Limit Line | Over Limit | Factor | Remark | Pol/Phase |
|------|----------|--------|------------|------------|------------|--------|--------|-----------|
|      | MHz      | dBm/m  | dBm        | dBm/m      | dB         | dB/m   |        |           |
| 1    | 3755.000 | -50.06 | -53.91     | -13.00     | -37.06     | 3.85   | Peak   | Vertical  |
| 2 PP | 5640.000 | -45.98 | -54.24     | -13.00     | -32.98     | 8.26   | Peak   | Vertical  |



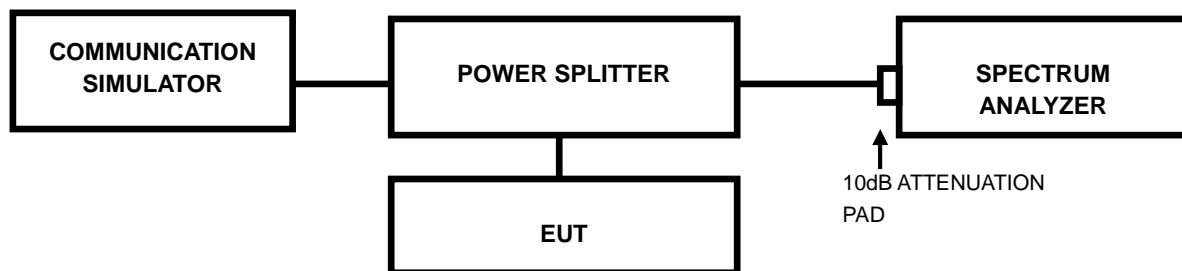


## 4.7 PEAK TO AVERAGE RATIO

### 4.7.1 LIMITS OF peak to average ratio MEASUREMENT

In measuring transmissions in this band using an average power technique, the peak to-average ratio (PAR) of the transmission may not exceed 13 dB

### 4.7.2 TEST SETUP



### 4.7.3 TEST PROCEDURES

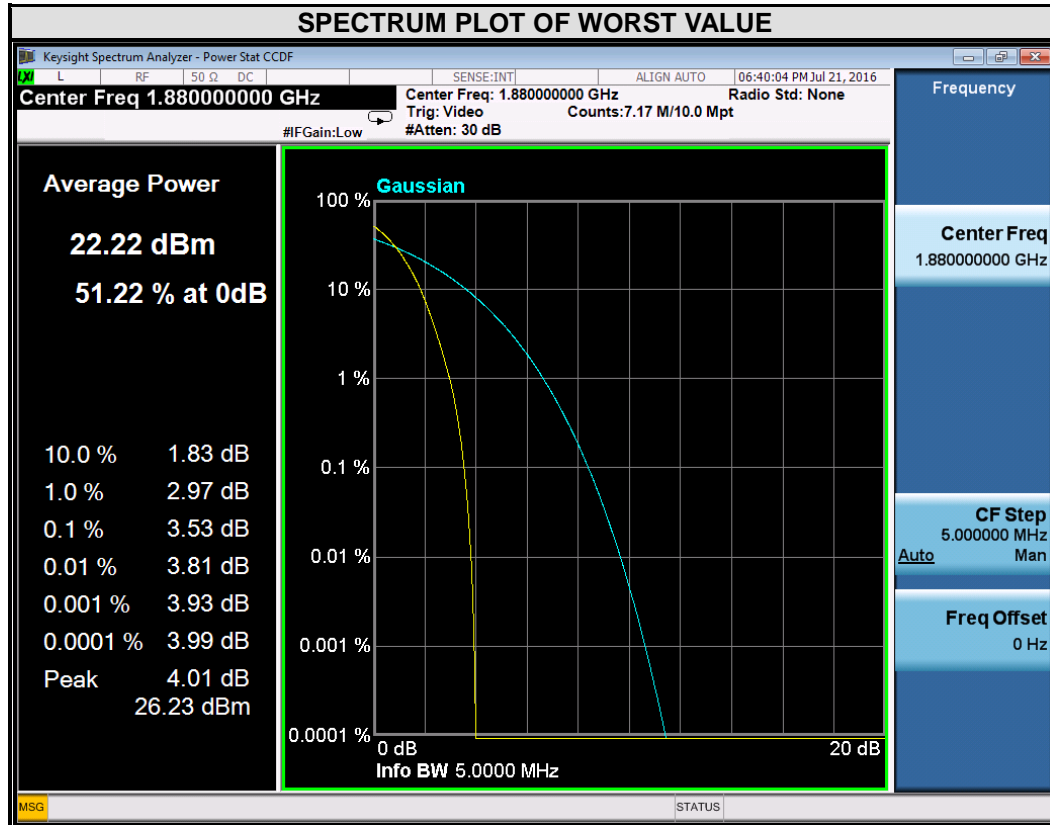
1. Set resolution/measurement bandwidth  $\geq$  signal's occupied bandwidth;
2. Set the number of counts to a value that stabilizes the measured CCDF curve;
3. Record the maximum PAPR level associated with a probability of 0.1%.



### 4.7.4 TEST RESULTS

#### WCDMA

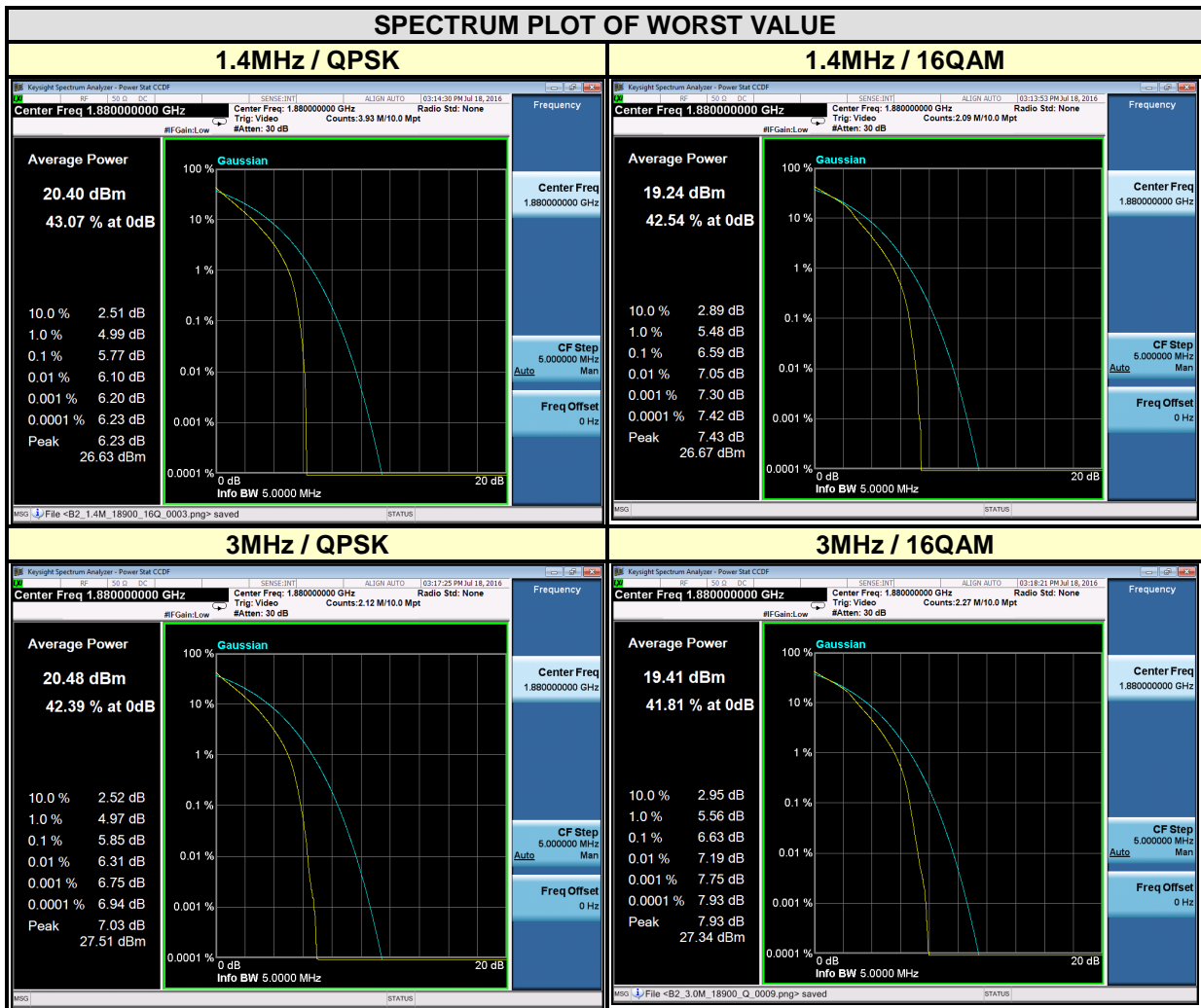
| CHANNEL | FREQUENCY (MHz) | PEAK TO AVERAGE RATIO (dB) |
|---------|-----------------|----------------------------|
| 9400    | 1880            | 3.53                       |





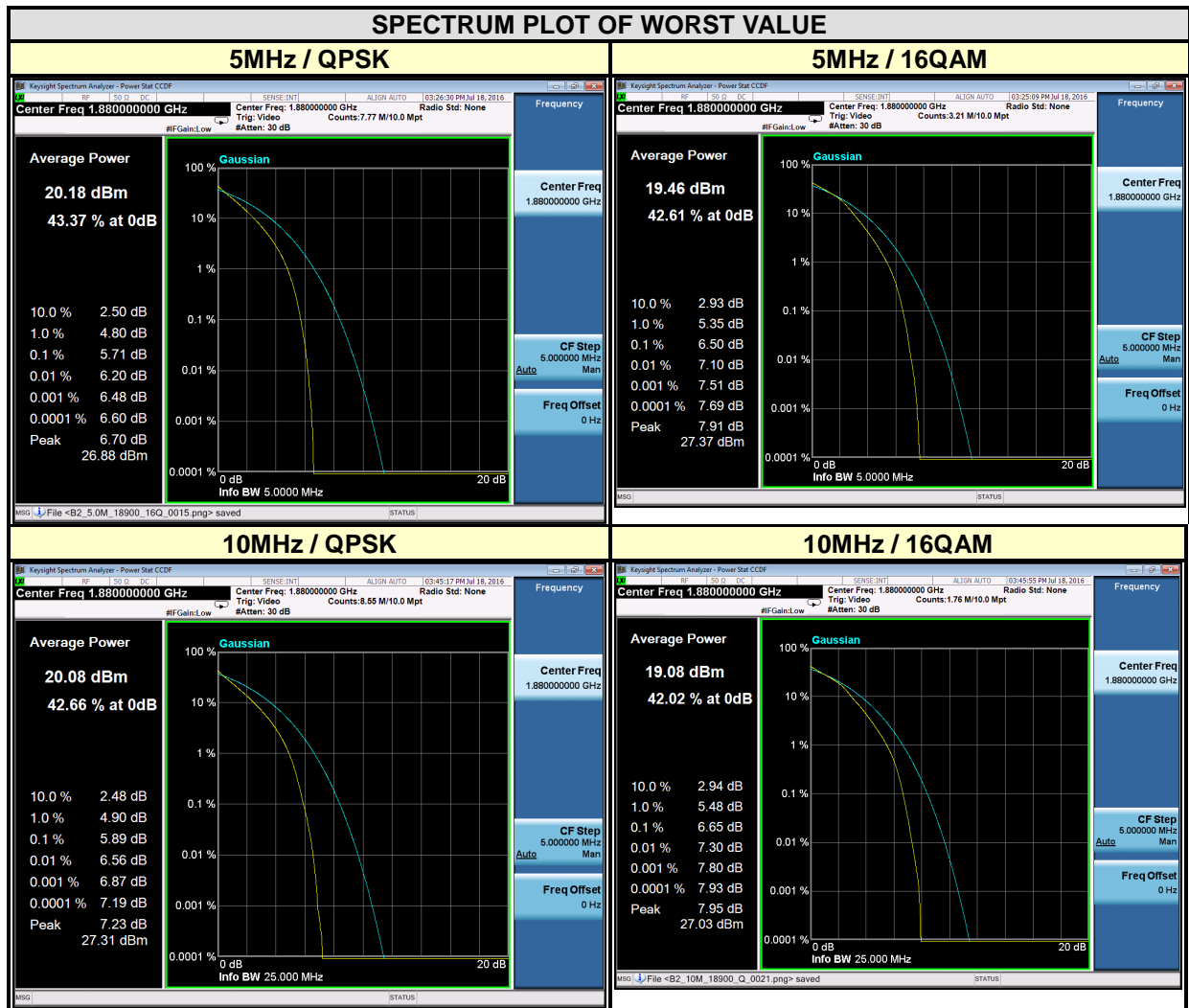
**LTE BAND 2**

| CHANNEL BANDWIDTH: 1.4MHz |                 |                            |       | CHANNEL BANDWIDTH: 3MHz |                 |                            |       |
|---------------------------|-----------------|----------------------------|-------|-------------------------|-----------------|----------------------------|-------|
| CHANNEL                   | FREQUENCY (MHz) | PEAK TO AVERAGE RATIO (dB) |       | CHANNEL                 | FREQUENCY (MHz) | PEAK TO AVERAGE RATIO (dB) |       |
|                           |                 | QPSK                       | 16QAM |                         |                 | QPSK                       | 16QAM |
| 18607                     | 1850.7          | 5.68                       | 6.49  | 18615                   | 1851.5          | 5.75                       | 6.50  |
| 18900                     | 1880            | 5.77                       | 6.59  | 18900                   | 1880            | 5.85                       | 6.63  |
| 19193                     | 1909.3          | 5.56                       | 6.39  | 19185                   | 1908.5          | 5.67                       | 6.48  |





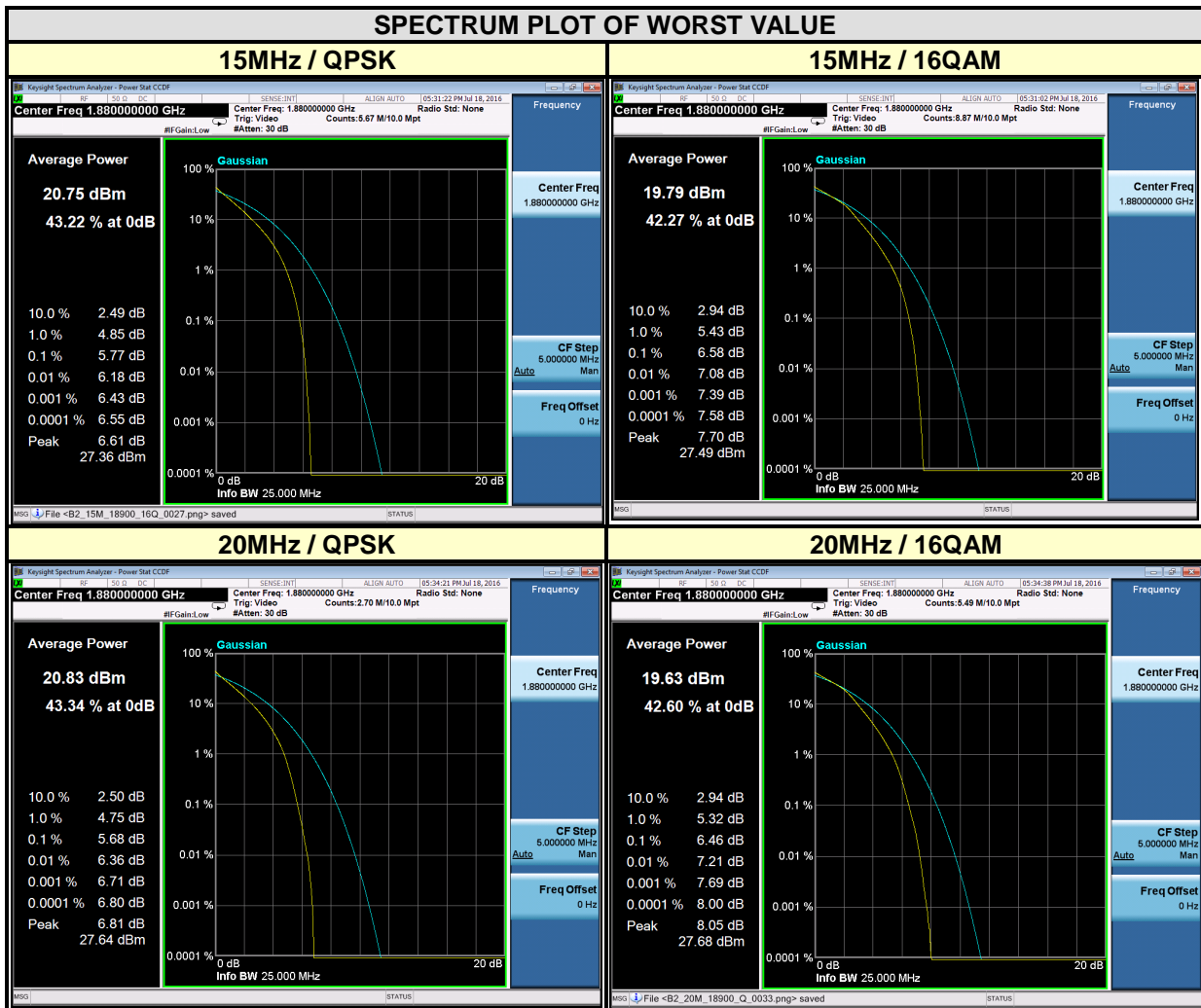
| CHANNEL BANDWIDTH: 5MHz |                 |                            |       | CHANNEL BANDWIDTH: 10MHz |                 |                            |       |
|-------------------------|-----------------|----------------------------|-------|--------------------------|-----------------|----------------------------|-------|
| CHANNEL                 | FREQUENCY (MHz) | PEAK TO AVERAGE RATIO (dB) |       | CHANNEL                  | FREQUENCY (MHz) | PEAK TO AVERAGE RATIO (dB) |       |
|                         |                 | QPSK                       | 16QAM |                          |                 | QPSK                       | 16QAM |
| 18625                   | 1852.5          | 5.56                       | 6.31  | 18650                    | 1855            | 5.52                       | 6.32  |
| 18900                   | 1880            | 5.71                       | 6.50  | 18900                    | 1880            | 5.89                       | 6.65  |
| 19175                   | 1907.5          | 5.57                       | 6.39  | 19150                    | 1905            | 5.70                       | 6.47  |







| CHANNEL BANDWIDTH: 15MHz |                 |                            |       | CHANNEL BANDWIDTH: 20MHz |                 |                            |       |
|--------------------------|-----------------|----------------------------|-------|--------------------------|-----------------|----------------------------|-------|
| CHANNEL                  | FREQUENCY (MHz) | PEAK TO AVERAGE RATIO (dB) |       | CHANNEL                  | FREQUENCY (MHz) | PEAK TO AVERAGE RATIO (dB) |       |
|                          |                 | QPSK                       | 16QAM |                          |                 | QPSK                       | 16QAM |
| 18675                    | 1857.5          | 5.24                       | 6.10  | 18700                    | 1860            | 5.12                       | 5.99  |
| 18900                    | 1880            | 5.77                       | 6.58  | 18900                    | 1880            | 5.68                       | 6.46  |
| 19125                    | 1902.5          | 5.54                       | 6.37  | 19100                    | 1900            | 5.39                       | 6.23  |





## 5 INFORMATION ON THE TESTING LABORATORIES

We, Bureau Veritas Shenzhen Co., Ltd. Dongguan Branch, were founded in 2002 to provide our best service in EMC, Radio, Telecom and Safety consultation. Our laboratories are accredited and approved according to ISO/IEC 17025.

If you have any comments, please feel free to contact us at the following:

**Dongguan EMC/RF Lab:**

Tel: +86-769-85935656

Fax: +86-769-85931080

**Email:** [customerservice.dg@cn.bureauveritas.com](mailto:customerservice.dg@cn.bureauveritas.com)

**Web Site:** [www.adt.com.tw](http://www.adt.com.tw)

The address and road map of all our labs can be found in our web site also.



## 6 APPENDIX A – MODIFICATIONS RECORDERS FOR ENGINEERING CHANGES TO THE EUT BY THE LAB

No any modifications are made to the EUT by the lab during the test.

**---END---**