




Installation Manual

E770 Integrated Smart Terminal

Note: Product images shown may be different than actual product received



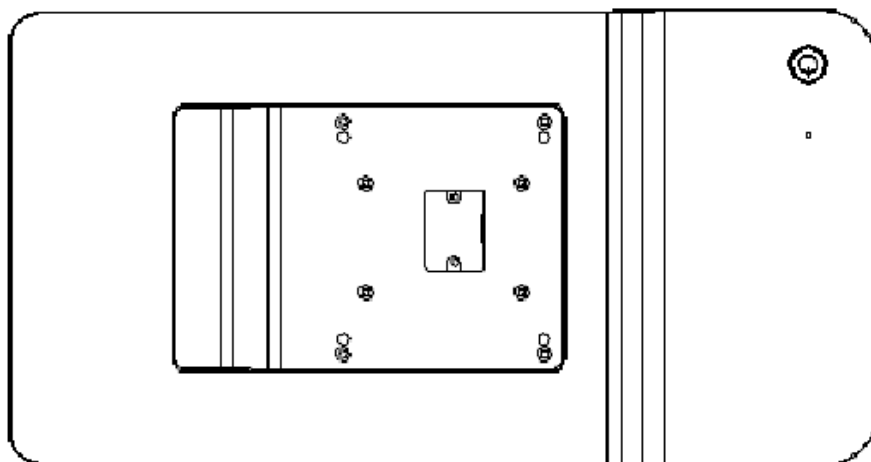

PAX TECHNOLOGY LIMITED

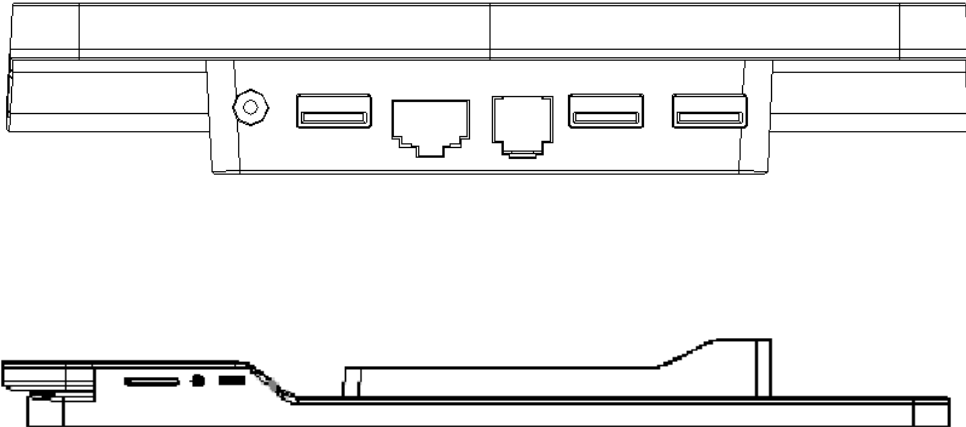
1. Contents Checklist

Please check the components after unpacking. If any are missing, please contact the dealer.

Part	Qty
E770	1
AC Power Adapter	1
AC Power Cable	1
SIM card ejector	1

2. Product Description





3. Terminal Ports

The following ports are accessible on the back of the E700 Mini:

- Power – Connect DC power supply to E770
- Cash Drawer – Insert the cable from cash drawer to connect with cashregister
- Audio Jack – Allows hearing impaired to connect assistive listening device
- USB Host – Connect USB device
- LAN – Used for bi-directional Ethernet connections

Push SIM card ejector into the needle hole on the SIM card tray to eject SIM card:

- MicroSD Card and SIM card share one card tray. SIM1 is always on SIM1 slot position. SIM2 and Micro SD card share the same slot, so SIM card tray only supports either 1 SIM and 1 Micro SD or 2 SIM cards.

4. Power ON/OFF

Power on: Press and hold the Power button for three seconds until the main screen displays normally.

Power off: Press and hold the Power button for three seconds until the shutdown menu displays. Select Power off. The terminal turns off after a few seconds.

5. Specifications

Operation System: Android 10.0

CPU: Quad-core Cortex™-A53,1.8GHz

Memory: 2GB DDR+16GB eMMC

Main Display: 10.1 inch, 1280x800 resolution, capacitive touch screen

Payment screen: 3.5"

Audio: Built-in speaker, support headphone output

L-Sensor (Ambient Light Sensor): Automatically adjusts the backlight brightness of the main display.

Wireless Communication: Supports LAN, Wi-Fi®, Bluetooth® Low Energy, 3G/4G

Peripheral Ports: Power port x 1

USB A ports x 3

LAN x 1

Cash drawer x 1

Audio jack x 1

7. Installation and Usage Tips

- Avoid exposing the device to an excessively hot, humid, dusty, or strong electromagnetic environment.

- Do not vibrate, shake, or drop the device.

- Do not plug or unplug any part of the device while it is powered on.

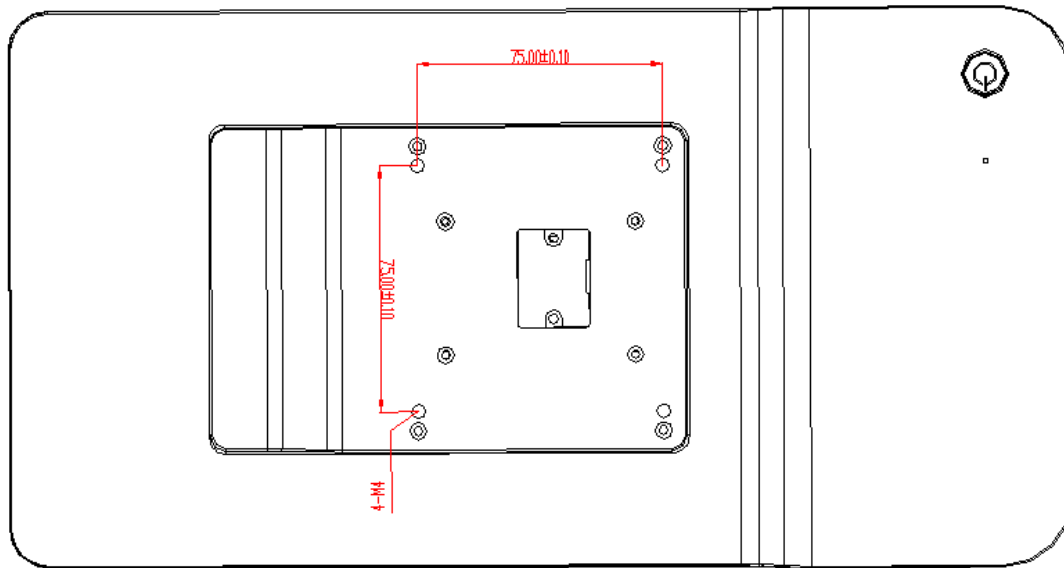
This may cause damage to an internal circuit.

- Please contact PAX technical support for assistance with the device.

Caution: Changes or modifications not expressly approved by the party responsible for compliance could void the user's authority to operate the equipment. In a domestic environment, this product may cause radio interference in which case the user may be required to take adequate measures.

Mounting steps of wall bracket

Four M4 screw holes are shown in the following Picture , fit into the corresponding holes of the standard VESA bracket with M4*12 screws



FCC Regulations:

This device complies with Part 15 of the FCC Rules. Operation is subject to the following two conditions: (1) This device may not cause harmful interference, and (2) this device must accept any interference received, including interference that may cause undesired operation.

This equipment has been tested and found to comply with the limits for a Class B digital device, pursuant to Part 15 of the FCC Rules. These limits are designed to provide reasonable protection against harmful interference in a residential installation. This equipment generates, uses and can radiate radio frequency energy and, if not installed and used in accordance with the instructions, may cause harmful interference to radio communications. However, there is no guarantee that interference will not occur in a particular installation. If this equipment does cause harmful interference to radio or television reception, which can be determined by turning the equipment off and on, the user is encouraged to try to correct the interference by one of the following measures:

- Reorient or relocate the receiving antenna.
- Increase the separation between the equipment and receiver.
- Connect the equipment into an outlet on a circuit different from that to which the receiver is connected.
- Consult the dealer or an experienced radio/TV technician for help.

FCC Caution:

- Any changes or modifications not expressly approved by the party responsible for compliance could void the user's authority to operate this equipment.
- This transmitter must not be co-located or operating in conjunction with any other antenna or transmitter.

Radiation Exposure Statement:

This equipment complies with FCC radiation exposure limits set forth for an uncontrolled environment. This equipment should be installed and operated with minimum distance 20cm between the radiator & your body.

ISED Notice

- ❶ This device complies with Industry Canada license-exempt RSS standard(s). Operation is subject to the following two conditions:
 - 1) this device may not cause interference, and
 - 2) this device must accept any interference, including interference that may cause undesired operation of the device.
- ❶ Le présent appareil est conforme aux CNR d'Industrie Canada applicables aux appareils radio exempts de licence. L'exploitation est autorisée aux deux conditions suivantes:
 - 1) l'appareil ne doit pas produire de brouillage, et
 - 2) l'utilisateur de l'appareil doit accepter tout brouillage radioélectrique subi, même si le brouillage est susceptible d'en compromettre le fonctionnement.
- ❷ This device and its antenna(s) must not be co-located or operating in conjunction with any other antenna or transmitter, except tested built-in radios.
- ❷ Cet appareil et son antenne ne doivent pas être situés ou fonctionner en conjonction avec une autre antenne ou un autre émetteur, exception faites des radios intégrées qui ont été testées.
- ❸ The County Code Selection feature is disabled for products marketed in the US/ Canada.
- ❸ La fonction de sélection de l'indicatif du pays est désactivée pour les produits commercialisés aux États-Unis et au Canada.

Radiation Exposure Statement:

This equipment complies with IC radiation exposure limits set forth for an uncontrolled environment. This equipment should be installed and operated with minimum distance 20cm between the radiator & your body.

Déclaration d'exposition aux radiations:

Cet équipement est conforme aux limites d'exposition aux rayonnements IC établies pour un environnement non contrôlé. Cet équipement doit être installé et utilisé avec un minimum de 20 cm de distance entre la source de rayonnement et votre corps.

PAX TECHNOLOGY LIMITED

Manufacturer: PAX Computer Technology (Shenzhen) Co.,Ltd.

Address:4/F, No.3 Building, Software Park, Second Central Science-Tech Road, High-Tech Industrial Park, Shenzhen, Guangdong, P.R.C.

Tel: 0755-86169630 Fax: 0755-86169634

Website: <http://www.pax.com.cn>

