

# FCC TEST REPORT

## (PART 22)



|            |                                                                   |
|------------|-------------------------------------------------------------------|
| Applicant: | PAX Technology Limited                                            |
| Address:   | Room 2416, 24/F., Sun Hung Kai Centre, 30 Harbour Hong Kong China |

|                           |                                                                                                                             |
|---------------------------|-----------------------------------------------------------------------------------------------------------------------------|
| Manufacturer or Supplier: | PAX Computer Technology (Shenzhen) Co., Ltd.                                                                                |
| Address:                  | 4/F, No.3 Building, Software Park, Second Central Science-Tech Road, High-Tech industrial Park, Shenzhen, Guangdong, P.R.C. |
| Product:                  | Integrated Smart Terminal                                                                                                   |
| Brand Name:               | PAX                                                                                                                         |
| Model Name:               | E700                                                                                                                        |
| FCC ID:                   | V5PE700GM                                                                                                                   |
| Date of tests:            | Sep. 01, 2021 ~ Sep. 26, 2021                                                                                               |

The tests have been carried out according to the requirements of the following standard:

- FCC PART 22, Subpart H**     **FCC Part 2**  
 **ANSI/TIA/EIA-603-D**     **ANSI C63.26-2015**  
 **ANSI/TIA/EIA-603-E**

**CONCLUSION:** The submitted sample was found to COMPLY with the test requirement

|                                                                                     |                                                                                       |
|-------------------------------------------------------------------------------------|---------------------------------------------------------------------------------------|
| Prepared by Simon Wang<br>Engineer / Mobile Department                              | Approved by Luke Lu<br>Manager / Mobile Department                                    |
|  |  |
| Date: Sep. 27, 2021                                                                 | Date: Sep. 27, 2021                                                                   |

This report is governed by, and incorporates by reference, CPS Conditions of Service as posted at the date of issuance of this report at <http://www.bureauveritas.com/home/about-us/our-business/cps/about-us/terms-conditions> and is intended for your exclusive use. Any copying or replication of this report to or for any other person or entity, or use of our name or trademark, is permitted only with our prior written permission. This report sets forth our findings solely with respect to the test samples identified herein. The results set forth in this report are not indicative or representative of the quality or characteristics of the lot from which a test sample was taken or any similar or identical product unless specifically and expressly noted. Our report includes all of the tests requested by you and the results thereof based upon the information that you provided to us. Measurement uncertainty is only provided upon request for accredited tests. You have 60 days from date of issuance of this report to notify us of any material error or omission caused by our negligence or if you require measurement uncertainty; provided, however, that such notice shall be in writing and shall specifically address the issue you wish to raise. A failure to raise such issue within the prescribed time shall constitute your unqualified acceptance of the completeness of this report, the tests conducted and the correctness of the report contents.



# TABLE OF CONTENTS

**RELEASE CONTROL RECORD .....4**

**1 SUMMARY OF TEST RESULTS.....5**

\* REFER TO KDB 971168 D01 POWER MEAS LICENSE DIGITAL SYSTEMS V03R01.....5

1.1 MEASUREMENT UNCERTAINTY .....6

1.2 TEST SITE AND INSTRUMENTS .....6

**2 GENERAL INFORMATION .....8**

2.1 GENERAL DESCRIPTION OF EUT .....8

2.2 CONFIGURATION OF SYSTEM UNDER TEST ..... 10

2.3 DESCRIPTION OF SUPPORT UNITS ..... 11

2.4 TEST ITEM AND TEST CONFIGURATION..... 11

2.5 EUT OPERATING CONDITIONS..... 14

2.6 GENERAL DESCRIPTION OF APPLIED STANDARDS ..... 15

**3 TEST TYPES AND RESULTS..... 16**

3.1 OUTPUT POWER MEASUREMENT ..... 16

3.1.1 LIMITS OF OUTPUT POWER MEASUREMENT ..... 16

3.1.2 TEST PROCEDURES ..... 16

3.1.3 TEST SETUP ..... 17

3.1.4 TEST RESULTS ..... 17

3.2 FREQUENCY STABILITY MEASUREMENT ..... 23

3.2.1 LIMITS OF FREQUENCY STABILITY MEASUREMENT ..... 23

3.2.2 TEST PROCEDURE ..... 23

3.2.3 TEST SETUP ..... 23

3.2.4 TEST RESULTS ..... 24

3.3 OCCUPIED BANDWIDTH MEASUREMENT ..... 25

3.3.1 TEST PROCEDURES ..... 25

3.3.2 TEST SETUP ..... 25

3.3.3 TEST RESULTS ..... 26

3.4 BAND EDGE MEASUREMENT ..... 27

3.4.1 LIMITS OF BAND EDGE MEASUREMENT ..... 27

3.4.2 TEST SETUP ..... 27

3.4.3 TEST PROCEDURES ..... 28

3.4.4 TEST RESULTS ..... 29

3.5 CONDUCTED SPURIOUS EMISSIONS..... 30

3.5.1 LIMITS OF CONDUCTED SPURIOUS EMISSIONS MEASUREMENT ..... 30

3.5.2 TEST PROCEDURE ..... 30

3.5.3 TEST SETUP ..... 30

3.5.4 TEST RESULTS ..... 31

3.6 RADIATED EMISSION MEASUREMENT..... 32

3.6.1 LIMITS OF RADIATED EMISSION MEASUREMENT ..... 32

3.6.2 TEST PROCEDURES ..... 32



**BUREAU  
VERITAS**

**Test Report No.: W7L-P21090005RF04**

|          |                                                                                                 |           |
|----------|-------------------------------------------------------------------------------------------------|-----------|
| 3.6.3    | DEVIATION FROM TEST STANDARD .....                                                              | 32        |
| 3.6.4    | TEST SETUP .....                                                                                | 33        |
| 3.6.5    | TEST RESULTS .....                                                                              | 34        |
| 3.7      | PEAK TO AVERAGE RATIO .....                                                                     | 66        |
| 3.7.1    | LIMITS OF PEAK TO AVERAGE RATIO MEASUREMENT .....                                               | 66        |
| 3.7.2    | TEST SETUP .....                                                                                | 66        |
| 3.7.3    | TEST PROCEDURES .....                                                                           | 66        |
| 3.7.4    | TEST RESULTS .....                                                                              | 67        |
| <b>4</b> | <b>PHOTOGRAPHS OF THE TEST CONFIGURATION .....</b>                                              | <b>68</b> |
| <b>5</b> | <b>INFORMATION ON THE TESTING LABORATORIES .....</b>                                            | <b>69</b> |
| <b>6</b> | <b>APPENDIX A – MODIFICATIONS RECORDERS FOR ENGINEERING CHANGES TO THE EUT BY THE LAB .....</b> | <b>70</b> |



**BUREAU**  
**VERITAS**

Test Report No.: W7L-P21090005RF04

## RELEASE CONTROL RECORD

| ISSUE NO.         | REASON FOR CHANGE | DATE ISSUED   |
|-------------------|-------------------|---------------|
| W7L-P21090005RF04 | Original release  | Sep. 27, 2021 |



## 1 SUMMARY OF TEST RESULTS

The EUT has been tested according to the following specifications:

| APPLIED STANDARD: FCC Part 22 & Part 2 |                              |            |
|----------------------------------------|------------------------------|------------|
| STANDARD SECTION                       | TEST TYPE                    | RESULT     |
| 2.1046<br>22.913 (a)                   | Effective Radiated Power     | Compliance |
| 2.1055<br>22.355                       | Frequency Stability          | N/A        |
| 2.1049<br>22.917 (b)                   | Occupied Bandwidth           | N/A        |
| 22.913 (d)                             | Peak to average ratio*       | N/A        |
| 22.917                                 | Band Edge Measurements       | N/A        |
| 2.1051<br>22.917                       | Conducted Spurious Emissions | N/A        |
| 2.1053<br>22.917                       | Radiated Spurious Emissions  | Compliance |

\* Refer to KDB 971168 D01 Power Meas License Digital Systems v03r01.

NOTE: N/A refer to original report RF180521W014-1

## 1.1 MEASUREMENT UNCERTAINTY

Where relevant, the following measurement uncertainty levels have been estimated for tests performed on the EUT as specified in CISPR 16-4-2:

| MEASUREMENT                         | UNCERTAINTY |
|-------------------------------------|-------------|
| Maximum Peak Output Power           | ±2.06dB     |
| Frequency Stability                 | ±76.97Hz    |
| Radiated emissions (30MHz~1GMHz)    | ±4.98dB     |
| Radiated emissions (1GMHz ~6GMHz)   | ±4.70dB     |
| Radiated emissions (6GMHz ~18GMHz)  | ±4.60dB     |
| Radiated emissions (18GMHz ~40GMHz) | ±4.12dB     |
| Conducted emissions                 | ±4.01dB     |
| Occupied Channel Bandwidth          | ±43.58KHz   |
| Band Edge Measurements              | ±4.70dB     |
| Peak to average ratio               | ±0.76dB     |

This uncertainty represents an expanded uncertainty expressed at approximately the 95% confidence level using a coverage factor of k=2.

## 1.2 TEST SITE AND INSTRUMENTS

| Equipment                    | Manufacturer | Model No.                   | Serial No.                  | Last Cal.   | Next Cal.   |
|------------------------------|--------------|-----------------------------|-----------------------------|-------------|-------------|
| MXE EMI Receiver             | KEYSIGHT     | N9038A-544                  | MY54450026                  | Apr. 22,21  | Apr. 21,22  |
| EXA Signal Analyzer          | KEYSIGHT     | N9010A-544                  | MY54510355                  | Jun. 03,21  | Jun. 02,22  |
| Bilog Antenna                | ETS-LINDGREN | 3143B                       | 00161965                    | Mar. 05,21  | Mar. 04,22  |
| Horn Antenna                 | ETS-LINDGREN | 3117                        | 00168728                    | Apr. 02,21  | Apr. 01,22  |
| Horn Antenna (18GHz-40GHz)   | N/A          | QWH-SL-18-40-K-SG/QMS-00361 | 15433                       | Aug. 25, 21 | Aug. 24, 22 |
| Radio Communication Analyzer | ANRITSU      | MT8820C                     | 6201465426                  | Feb. 25,21  | Feb. 24,22  |
| Signal Pre-Amplifier         | EMSI         | EMC 9135                    | 980249                      | Jun. 02,21  | Jun. 01,22  |
| Signal Pre-Amplifier         | EMSI         | EMC 012645B                 | 980257                      | Jun. 03,21  | Jun. 02,22  |
| Signal Pre-Amplifier         | EMSI         | EMC 184045B                 | 980259                      | Apr. 22,21  | Apr. 21,22  |
| 3m Semi-anechoic Chamber     | ETS-LINDGREN | 9m*6m*6m                    | Euroshieldpn-CT0001143-1216 | May. 19,20  | May. 18,23  |
| Test Software                | E3           | V 9.160323                  | N/A                         | N/A         | N/A         |
| Test Software                | ADT          | ADT_Radiated_V 7.6.15.9.2   | N/A                         | N/A         | N/A         |
| 10dB Attenuator              | JFW/USA      | 50HF-010-SMA                | 1505                        | Jun. 03,21  | Jun. 02,22  |
| Power Meter                  | Anritsu      | ML2495A                     | 1506002                     | Apr. 07,21  | Apr. 06,22  |
| Power Sensor                 | Anritsu      | MA2411B                     | 1339352                     | May. 07,21  | May. 06,22  |
| Temperature                  | ESPEC        | SH-242                      | 93000855                    | Jun. 02,21  | Jun. 01,22  |



BUREAU  
VERITAS

Test Report No.: W7L-P21090005RF04

|                                             |          |        |            |            |            |
|---------------------------------------------|----------|--------|------------|------------|------------|
| Chamber                                     |          |        |            |            |            |
| MXG Analog<br>Microvave<br>Signal Generator | KEYSIGHT | N5183A | MY50143024 | Mar. 05,21 | Mar. 04,22 |
| Power Divider                               | MCLI/USA | PS2-15 | 24880      | N/A        | N/A        |

- NOTE:**
1. The calibration interval of the above test instruments is 12 months or 36 months and the calibrations are traceable to CEPREI/CHINA, GRGT/CHINA and NIM/CHINA.
  2. The test was performed in 3m Semi-anechoic Chamber and RF Oven Room.
  3. The horn antenna is used only for the measurement of emission frequency above 1GHz if tested.
  4. The FCC Site Registration No. is 525120; The Designation No. is CN1171.



## 2 GENERAL INFORMATION

### 2.1 GENERAL DESCRIPTION OF EUT

|                                 |                                                                           |                     |
|---------------------------------|---------------------------------------------------------------------------|---------------------|
| <b>PRODUCT</b>                  | Integrated Smart Terminal                                                 |                     |
| <b>BRAND NAME</b>               | PAX                                                                       |                     |
| <b>MODEL NAME</b>               | E700                                                                      |                     |
| <b>NOMINAL VOLTAGE</b>          | 24Vdc (adapter)<br>3.63Vdc (Li-ion, battery)<br>3.6 Vdc (Li-ion, battery) |                     |
| <b>MODULATION TYPE</b>          | <b>GPRS/EDGE</b>                                                          | GMSK, 8PSK          |
|                                 | <b>WCDMA</b>                                                              | BPSK,QPSK           |
|                                 | <b>LTE</b>                                                                | QPSK, 16QAM         |
| <b>FREQUENCY RANGE</b>          | <b>GPRS/EDGE</b>                                                          | 824.2MHz ~ 848.8MHz |
|                                 | <b>WCDMA</b>                                                              | 826.4MHz ~ 846.6MHz |
|                                 | <b>LTE Band 5<br/>(Channel Bandwidth: 1.4MHz)</b>                         | 824.7MHz ~ 848.3MHz |
|                                 | <b>LTE Band 5<br/>(Channel Bandwidth: 3MHz)</b>                           | 825.5MHz ~ 847.5MHz |
|                                 | <b>LTE Band 5<br/>(Channel Bandwidth: 5MHz)</b>                           | 826.5MHz ~ 846.5MHz |
|                                 | <b>LTE Band 5<br/>(Channel Bandwidth: 10MHz)</b>                          | 829MHz ~ 844MHz     |
| <b>MAX. ERP POWER</b>           | <b>GPRS</b>                                                               | 1531.09mW           |
|                                 | <b>EDGE</b>                                                               | 299.23mW            |
|                                 | <b>WCDMA</b>                                                              | 160.32mW            |
|                                 | <b>LTE Band 5<br/>(Channel Bandwidth: 1.4MHz)</b>                         | 144.58mW            |
|                                 | <b>LTE Band 5<br/>(Channel Bandwidth: 3MHz)</b>                           | 144.21mW            |
|                                 | <b>LTE Band 5<br/>(Channel Bandwidth: 5MHz)</b>                           | 143.22mW            |
|                                 | <b>LTE Band 5<br/>(Channel Bandwidth: 10MHz)</b>                          | 145.88mW            |
| <b>EMISSION DESIGNATOR GOGN</b> | <b>GPRS</b>                                                               | 245KGXW             |
|                                 | <b>EDGE</b>                                                               | 247KG7W             |
|                                 | <b>WCDMA</b>                                                              | 4M14F9W             |
|                                 | <b>LTE Band 5<br/>(Channel Bandwidth: 1.4MHz)</b>                         | QPSK: 1M09G7D       |
|                                 |                                                                           | 16QAM: 1M09W7D      |
|                                 | <b>LTE Band 5<br/>(Channel Bandwidth: 3MHz)</b>                           | QPSK: 2M70G7D       |
| 16QAM: 2M68W7D                  |                                                                           |                     |
| <b>LTE Band 5</b>               | QPSK: 4M47G7D                                                             |                     |





|                            |                                                                       |                |
|----------------------------|-----------------------------------------------------------------------|----------------|
|                            | <b>(Channel Bandwidth: 5MHz)</b>                                      | 16QAM: 4M47W7D |
|                            | <b>LTE Band 5<br/>(Channel Bandwidth: 10MHz)</b>                      | QPSK: 8M95G7D  |
|                            |                                                                       | 16QAM: 8M94W7D |
| <b>ANTENNA TYPE</b>        | Fixed Internal Antenna with 1dBi gain for GPRS 850/ WCDMA5/LTE band 5 |                |
| <b>I/O PORTS</b>           | Refer to user's manual                                                |                |
| <b>CABLE SUPPLIED</b>      | N/A                                                                   |                |
| <b>EXTREME TEMPERATURE</b> | 0-50 °C                                                               |                |
| <b>EXTREME VOLTAGE</b>     | 22.8V- 25.2V                                                          |                |

**NOTE:**

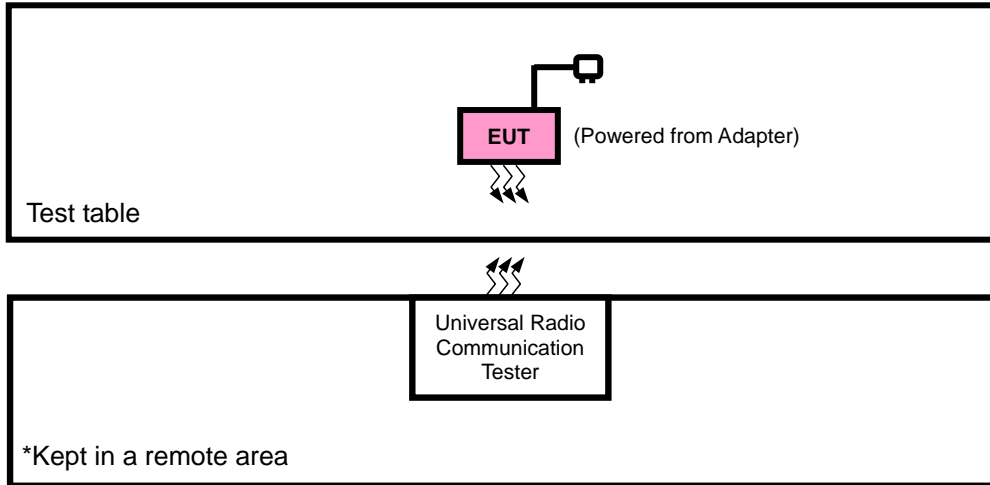
1. For a more detailed features description, please refer to the manufacturer's specifications or the user's manual.
2. For the test results, the EUT had been tested with all conditions. But only the worst case was shown in test report.

**List of Accessory:**

| <b>ACCESSORIES</b> | <b>BRAND</b> | <b>MODEL</b>             | <b>SPECIFICATION</b>                     |
|--------------------|--------------|--------------------------|------------------------------------------|
| Battery1           | EVE          | A0671-LE                 | Capacity : 3.63vdc 2550mAh               |
| Battery2           | EVE          | A0671B                   | Capacity : 3.6vdc 2550mAh                |
| AC Adapter         | HONOTO       | ADS-65HI-19A-3<br>24065E | I/P:100-240Vac, 1.5A<br>O/P: 24Vdc, 2.7A |



## 2.2 CONFIGURATION OF SYSTEM UNDER TEST FOR RADIATION EMISSION





### 2.3 DESCRIPTION OF SUPPORT UNITS

The EUT has been tested as an independent unit together with other necessary accessories or support units. The following support units or accessories were used to form a representative test configuration during the tests.

| NO. | PRODUCT   | BRAND      | MODEL NO. | SERIAL NO. | FCC ID |
|-----|-----------|------------|-----------|------------|--------|
| 1   | DC source | Kikusui/JP | PMX18-5A  | 0000001    | N/A    |

| NO. | SIGNAL CABLE DESCRIPTION OF THE ABOVE SUPPORT UNITS |
|-----|-----------------------------------------------------|
| 1   | DC Line: Unshielded, Detachable 1.0m                |

### 2.4 TEST ITEM AND TEST CONFIGURATION

Pre-Scan has been conducted to determine the worst-case mode from all possible combinations between available modulations, data rates, XYZ axis and antenna ports. The worst case in ERP and radiated emission was found when positioned on X-plane for GPRS/EDGE /LTE. Following channel(s) was (were) selected for the final test as listed below:

| EUT CONFIGURE MODE | DESCRIPTION                                    |
|--------------------|------------------------------------------------|
| A                  | EUT + DC Source with GPRS or WCDMA or LTE link |



BUREAU  
VERITAS

Test Report No.: W7L-P21090005RF04

### GPRS MODE

| EUT CONFIGURE MODE | TEST ITEM             | AVAILABLE CHANNEL | TESTED CHANNEL | MODE      |
|--------------------|-----------------------|-------------------|----------------|-----------|
| B                  | ERP                   | 128 to 251        | 128, 189, 251  | GPRS,EDGE |
| B                  | FREQUENCY STABILITY   | 128 to 251        | 128, 251       | GPRS,EDGE |
| B                  | OCCUPIED BANDWIDTH    | 128 to 251        | 128, 189, 251  | GPRS,EDGE |
| B                  | BAND EDGE             | 128 to 251        | 128, 251       | GPRS,EDGE |
| B                  | CONDCUDETED EMISSION  | 128 to 251        | 128, 189, 251  | GPRS,EDGE |
| A                  | RADIATED EMISSION     | 128 to 251        | 128, 189, 251  | GPRS,EDGE |
| B                  | PEAK TO AVERAGE RATIO | 128 to 251        | 128, 189, 251  | GPRS,EDGE |

### WCDMA MODE

| EUT CONFIGURE MODE | TEST ITEM             | AVAILABLE CHANNEL | TESTED CHANNEL   | MODE  |
|--------------------|-----------------------|-------------------|------------------|-------|
| B                  | ERP                   | 4132 to 4233      | 4132, 4182, 4233 | WCDMA |
| B                  | FREQUENCY STABILITY   | 4132 to 4233      | 4132, 4233       | WCDMA |
| B                  | OCCUPIED BANDWIDTH    | 4132 to 4233      | 4132, 4182, 4233 | WCDMA |
| B                  | BAND EDGE             | 4132 to 4233      | 4132, 4182, 4233 | WCDMA |
| B                  | CONDCUDETED EMISSION  | 4132 to 4233      | 4132, 4233       | WCDMA |
| A                  | RADIATED EMISSION     | 4132 to 4233      | 4132, 4182, 4233 | WCDMA |
| B                  | PEAK TO AVERAGE RATIO | 4132 to 4233      | 4132, 4182, 4233 | WCDMA |



**LTE BAND 5 MODE**

| TEST ITEM           | Available Channel | Tested Channel      | Channel bandwidth | modulation          | mode                |
|---------------------|-------------------|---------------------|-------------------|---------------------|---------------------|
| ERP                 | 20407 to 20643    | 20407, 20525, 20643 | 1.4MHz            | QPSK,16QAM          | 1 RB / 0 RB Offset  |
|                     | 20415 to 20635    | 20415, 20525, 20635 | 3MHz              | QPSK,16QAM          | 1 RB / 0 RB Offset  |
|                     | 20425 to 20625    | 20425, 20525, 20625 | 5MHz              | QPSK,16QAM          | 1 RB / 0 RB Offset  |
|                     | 20450 to 20600    | 20450, 20525, 20600 | 10MHz             | QPSK,16QAM          | 1 RB / 0 RB Offset  |
| FREQUENCY STABILITY | 20407 to 20643    | 20407, 20643        | 1.4MHz            | QPSK                | 1 RB / 0 RB Offset  |
|                     | 20415 to 20635    | 20415, 20635        | 3MHz              | QPSK                | 1 RB / 0 RB Offset  |
|                     | 20425 to 20625    | 20425, 20625        | 5MHz              | QPSK                | 1 RB / 0 RB Offset  |
|                     | 20450 to 20600    | 20450, 20600        | 10MHz             | QPSK                | 1 RB / 0 RB Offset  |
| OCCUPIED BANDWIDTH  | 20407 to 20643    | 20407, 20525, 20643 | 1.4MHz            | QPSK,16QAM          | 6 RB / 0 RB Offset  |
|                     | 20415 to 20635    | 20415, 20525, 20635 | 3MHz              | QPSK,16QAM          | 15 RB / 0 RB Offset |
|                     | 20425 to 20625    | 20425, 20525, 20625 | 5MHz              | QPSK,16QAM          | 25 RB / 0 RB Offset |
|                     | 20450 to 20600    | 20450, 20525, 20600 | 10MHz             | QPSK,16QAM          | 50 RB / 0 RB Offset |
| BAND EDGE           | 20407 to 20643    | 20407               | 1.4 MHz           | QPSK,16QAM          | 1 RB / 0 RB Offset  |
|                     |                   |                     |                   |                     | 6 RB / 0 RB Offset  |
|                     | 20407 to 20643    | 20643               | 1.4 MHz           | QPSK,16QAM          | 1 RB / 5 RB Offset  |
|                     |                   |                     |                   |                     | 6 RB / 0 RB Offset  |
|                     | 20415 to 20635    | 20415               | 3 MHz             | QPSK,16QAM          | 1 RB / 0 RB Offset  |
|                     |                   |                     |                   |                     | 15 RB / 0 RB Offset |
|                     | 20415 to 20635    | 20635               | 3 MHz             | QPSK,16QAM          | 1 RB / 14 RB Offset |
|                     |                   |                     |                   |                     | 15 RB / 0 RB Offset |
|                     | 20425 to 20625    | 20425               | 5MHz              | QPSK,16QAM          | 1 RB / 0 RB Offset  |
|                     |                   |                     |                   |                     | 25 RB / 0 RB Offset |
|                     | 20425 to 20625    | 20625               | 5MHz              | QPSK,16QAM          | 1 RB / 24 RB Offset |
|                     |                   |                     |                   |                     | 25 RB / 0 RB Offset |
| 20450 to 20600      | 20450             | 10MHz               | QPSK,16QAM        | 1 RB / 0 RB Offset  |                     |
|                     |                   |                     |                   | 50 RB / 0 RB Offset |                     |
| 20450 to 20600      | 20600             | 10MHz               | QPSK,16QAM        | 1 RB / 49 RB Offset |                     |
|                     |                   |                     |                   | 50 RB / 0 RB Offset |                     |



|                       |                |                     |        |            |                    |
|-----------------------|----------------|---------------------|--------|------------|--------------------|
| CONDCUDED EMISSION    | 20407 to 20643 | 20407, 20525, 20643 | 1.4MHz | QPSK       | 1 RB / 0 RB Offset |
|                       | 20415 to 20635 | 20415, 20525, 20635 | 3MHz   | QPSK       | 1 RB / 0 RB Offset |
|                       | 20425 to 20625 | 20425, 20525, 20625 | 5MHz   | QPSK       | 1 RB / 0 RB Offset |
|                       | 20450 to 20600 | 20450, 20525, 20600 | 10MHz  | QPSK       | 1 RB / 0 RB Offset |
| RADIATED EMISSION     | 20407 to 20643 | 20525               | 1.4MHz | QPSK       | 1 RB / 0 RB Offset |
|                       | 20415 to 20635 | 20415, 20525, 20635 | 3MHz   | QPSK       | 1 RB / 0 RB Offset |
|                       | 20425 to 20625 | 20525               | 5MHz   | QPSK       | 1 RB / 0 RB Offset |
|                       | 20450 to 20600 | 20525               | 10MHz  | QPSK       | 1 RB / 0 RB Offset |
| PEAK TO AVERAGE RATIO | 20407 to 20643 | 20407, 20525, 20643 | 1.4MHz | QPSK,16QAM | 1 RB / 0 RB Offset |
|                       | 20415 to 20635 | 20415, 20525, 20635 | 3MHz   | QPSK,16QAM | 1 RB / 0 RB Offset |
|                       | 20425 to 20625 | 20425, 20525, 20625 | 5MHz   | QPSK,16QAM | 1 RB / 0 RB Offset |
|                       | 20450 to 20600 | 20450, 20525, 20600 | 10MHz  | QPSK,16QAM | 1 RB / 0 RB Offset |

**TEST CONDITION:**

| TEST ITEM         | ENVIRONMENTAL CONDITIONS | INPUT POWER | TESTED BY |
|-------------------|--------------------------|-------------|-----------|
| ERP               | 23deg. C, 70%RH          | DC 24V      | Jace Hu   |
| RADIATED EMISSION | 23deg. C, 70%RH          | DC 24V      | Jace Hu   |

**2.5 EUT OPERATING CONDITIONS**

The EUT makes a call to the communication simulator. The communication simulator station system controlled a EUT to export maximum output power under transmission mode and specific channel frequency



Test Report No.: W7L-P21090005RF04

## 2.6 GENERAL DESCRIPTION OF APPLIED STANDARDS

The EUT is a RF product. According to the specifications of the manufacturer, it must comply with the requirements of the following standards:

**FCC 47 CFR Part 2**

**FCC 47 CFR Part 22**

**KDB 971168 D01 Power Meas License Digital Systems v03r01**

**ANSI/TIA/EIA-603-D**

**ANSI/TIA/EIA-603-E**

**ANSI C63.26-2015**

**NOTE:** All test items have been performed and recorded as per the above standards.



### 3 TEST TYPES AND RESULTS

#### 3.1 OUTPUT POWER MEASUREMENT

##### 3.1.1 LIMITS OF OUTPUT POWER MEASUREMENT

Mobile / Portable station are limited to 7 watts e.r.p.

##### 3.1.2 TEST PROCEDURES

###### **EIRP / ERP MEASUREMENT:**

Per KDB 971168 D01 Power Meas License Digital Systems v03r01 or subclause 5.2.5.5 of ANSI C63.26-2015, the relevant equation for determining the ERP or EIRP from the conducted RF output power measured using the guidance provided above is:

$$\text{ERP or EIRP} = P_{\text{Meas}} + G_{\text{T}} - L_{\text{C}}$$

Where:

ERP or EIRP = effective radiated power or equivalent isotropically radiated power, respectively

(expressed in the same units as  $P_{\text{Meas}}$ , typically dBW or dBm);

$P_{\text{Meas}}$  = measured transmitter output power or PSD, in dBm or dBW;

$G_{\text{T}}$  = gain of the transmitting antenna, in dBd (ERP) or dBi (EIRP);

$L_{\text{C}}$  = signal attenuation in the connecting cable between the transmitter and antenna, in dB.

###### **CONDUCTED POWER MEASUREMENT:**

The EUT was set up for the maximum power with WCDMA link data modulation and link up with simulator. Set the EUT to transmit under low, middle and high channel and record the power level shown on simulator.

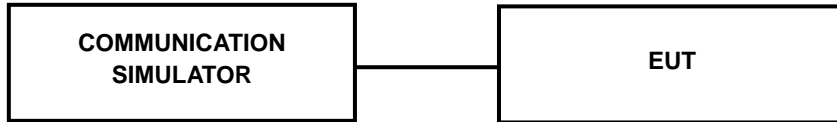




### 3.1.3 TEST SETUP

EIRP / ERP Measurement:

CONDUCTED POWER MEASUREMENT:



### 3.1.4 TEST RESULTS

#### CONDUCTED OUTPUT POWER (dBm)

| Band                  | GPRS 850 |       |       | Max. Tune-up Power |
|-----------------------|----------|-------|-------|--------------------|
|                       | Channel  | 128   | 189   |                    |
| Frequency             | 824.2    | 836.4 | 848.8 |                    |
| GPRS (GMSK, 1Tx-slot) | 33.00    | 32.88 | 32.93 | 34.0               |
| GPRS (GMSK, 2Tx-slot) | 32.61    | 32.45 | 32.57 | 33.0               |
| GPRS (GMSK, 3Tx-slot) | 32.10    | 32.00 | 32.10 | 33.0               |
| GPRS (GMSK, 4Tx-slot) | 31.46    | 31.50 | 31.47 | 33.0               |
| EDGE (8PSK, 1Tx-slot) | 25.91    | 25.85 | 25.89 | 27.0               |
| EDGE (8PSK, 2Tx-slot) | 25.44    | 25.45 | 25.34 | 26.0               |
| EDGE (8PSK, 3Tx-slot) | 24.97    | 24.73 | 24.71 | 25.5               |
| EDGE (8PSK, 4Tx-slot) | 24.38    | 24.34 | 24.20 | 25.0               |

| Band            | WCDMA V |       |       | Max. Tune-up Power |
|-----------------|---------|-------|-------|--------------------|
|                 | Channel | 4132  | 4182  |                    |
| Frequency       | 826.4   | 836.4 | 846.6 |                    |
| RMC 12.2K       | 23.09   | 23.07 | 23.20 | 24.0               |
| HSDPA Subtest-1 | 22.18   | 22.05 | 22.09 | 23.0               |
| HSDPA Subtest-2 | 22.09   | 21.98 | 22.04 | 23.0               |
| HSDPA Subtest-3 | 21.59   | 21.46 | 21.62 | 22.5               |
| HSDPA Subtest-4 | 21.61   | 21.47 | 21.56 | 22.5               |
| HSUPA Subtest-1 | 22.11   | 21.97 | 22.11 | 23.0               |
| HSUPA Subtest-2 | 20.10   | 19.97 | 20.01 | 21.0               |
| HSUPA Subtest-3 | 21.13   | 20.98 | 21.10 | 22.0               |
| HSUPA Subtest-4 | 20.10   | 20.01 | 20.06 | 21.0               |
| HSUPA Subtest-5 | 22.10   | 22.01 | 22.06 | 23.0               |



**BUREAU  
VERITAS**

**Test Report No.: W7L-P21090005RF04**

**LTE Band 5**

| Band/BW | Modulation | RB Size | RB Offset | Low CH<br>20407        | Mid CH<br>20525        | High CH<br>20643       | MPR |
|---------|------------|---------|-----------|------------------------|------------------------|------------------------|-----|
|         |            |         |           | Frequency<br>824.7 MHz | Frequency<br>836.5 MHz | Frequency<br>848.3 MHz |     |
| 5/ 1.4  | QPSK       | 1       | 0         | 21.75                  | 22.51                  | 22.07                  | 0   |
|         |            | 1       | 2         | 22.12                  | 22.53                  | 22.42                  | 0   |
|         |            | 1       | 5         | 21.28                  | 21.94                  | 21.58                  | 0   |
|         |            | 3       | 0         | 22.00                  | 22.51                  | 22.32                  | 0   |
|         |            | 3       | 1         | 22.06                  | 22.66                  | 22.31                  | 0   |
|         |            | 3       | 3         | 21.75                  | 22.45                  | 22.06                  | 0   |
|         |            | 6       | 0         | 20.89                  | 21.42                  | 21.18                  | 1   |
|         | 16QAM      | 1       | 0         | 20.35                  | 21.09                  | 20.69                  | 1   |
|         |            | 1       | 2         | 20.56                  | 21.30                  | 20.88                  | 1   |
|         |            | 1       | 5         | 19.80                  | 20.45                  | 20.13                  | 1   |
|         |            | 3       | 0         | 20.95                  | 21.60                  | 21.23                  | 1   |
|         |            | 3       | 1         | 20.96                  | 21.61                  | 21.28                  | 1   |
|         |            | 3       | 3         | 20.67                  | 21.42                  | 21.04                  | 1   |
|         |            | 6       | 0         | 19.71                  | 20.48                  | 20.02                  | 2   |

| Band/BW | Modulation | RB Size | RB Offset | Low CH<br>20415        | Mid CH<br>20525        | High CH<br>20635       | MPR |
|---------|------------|---------|-----------|------------------------|------------------------|------------------------|-----|
|         |            |         |           | Frequency<br>825.5 MHz | Frequency<br>836.5 MHz | Frequency<br>847.5 MHz |     |
| 5/ 3    | QPSK       | 1       | 0         | 21.97                  | 22.73                  | 22.26                  | 0   |
|         |            | 1       | 7         | 22.28                  | 22.74                  | 22.62                  | 0   |
|         |            | 1       | 14        | 21.44                  | 22.14                  | 21.78                  | 0   |
|         |            | 8       | 0         | 21.19                  | 21.74                  | 21.52                  | 1   |
|         |            | 8       | 3         | 21.19                  | 21.86                  | 21.53                  | 1   |
|         |            | 8       | 7         | 20.92                  | 21.72                  | 21.30                  | 1   |
|         |            | 15      | 0         | 21.06                  | 21.63                  | 21.32                  | 1   |
|         | 16QAM      | 1       | 0         | 20.52                  | 21.35                  | 20.92                  | 1   |
|         |            | 1       | 7         | 20.73                  | 21.53                  | 21.06                  | 1   |
|         |            | 1       | 14        | 20.03                  | 20.65                  | 20.33                  | 1   |
|         |            | 8       | 0         | 20.11                  | 20.81                  | 20.43                  | 2   |
|         |            | 8       | 3         | 20.21                  | 20.76                  | 20.51                  | 2   |
|         |            | 8       | 7         | 19.89                  | 20.60                  | 20.20                  | 2   |
|         |            | 15      | 0         | 19.91                  | 20.62                  | 20.25                  | 2   |



| Band/BW | Modulation | RB Size | RB Offset | Low CH<br>20425        | Mid CH<br>20525        | High CH<br>20625       | MPR |
|---------|------------|---------|-----------|------------------------|------------------------|------------------------|-----|
|         |            |         |           | Frequency<br>826.5 MHz | Frequency<br>836.5 MHz | Frequency<br>846.5 MHz |     |
| 5/5     | QPSK       | 1       | 0         | 21.98                  | 22.68                  | 22.27                  | 0   |
|         |            | 1       | 12        | 22.33                  | 22.71                  | 22.62                  | 0   |
|         |            | 1       | 24        | 21.45                  | 22.13                  | 21.82                  | 0   |
|         |            | 12      | 0         | 21.22                  | 21.74                  | 21.49                  | 1   |
|         |            | 12      | 6         | 21.19                  | 21.87                  | 21.54                  | 1   |
|         |            | 12      | 13        | 20.96                  | 21.68                  | 21.31                  | 1   |
|         |            | 25      | 0         | 21.04                  | 21.66                  | 21.35                  | 1   |
|         | 16QAM      | 1       | 0         | 20.53                  | 21.31                  | 20.92                  | 1   |
|         |            | 1       | 12        | 20.70                  | 21.56                  | 21.05                  | 1   |
|         |            | 1       | 24        | 20.03                  | 20.65                  | 20.32                  | 1   |
|         |            | 12      | 0         | 20.11                  | 20.79                  | 20.40                  | 2   |
|         |            | 12      | 6         | 20.18                  | 20.80                  | 20.47                  | 2   |
|         |            | 12      | 13        | 19.84                  | 20.62                  | 20.23                  | 2   |
|         |            | 25      | 0         | 19.91                  | 20.63                  | 20.22                  | 2   |

| Band/BW | Modulation | RB Size | RB Offset | Low CH<br>20450      | Mid CH<br>20525        | High CH<br>20600     | MPR |
|---------|------------|---------|-----------|----------------------|------------------------|----------------------|-----|
|         |            |         |           | Frequency<br>829 MHz | Frequency<br>836.5 MHz | Frequency<br>844 MHz |     |
| 5/10    | QPSK       | 1       | 0         | 22.03                | 22.75                  | 22.32                | 0   |
|         |            | 1       | 24        | 22.35                | <b>22.79</b>           | 22.64                | 0   |
|         |            | 1       | 49        | 21.50                | 22.21                  | 21.83                | 0   |
|         |            | 25      | 0         | 21.26                | 21.79                  | 21.54                | 1   |
|         |            | 25      | 12        | 21.27                | 21.88                  | 21.59                | 1   |
|         |            | 25      | 25        | 21.00                | 21.73                  | 21.32                | 1   |
|         |            | 50      | 0         | 21.10                | 21.68                  | 21.40                | 1   |
|         | 16QAM      | 1       | 0         | 20.60                | 21.36                  | 20.94                | 1   |
|         |            | 1       | 24        | 20.78                | 21.58                  | 21.10                | 1   |
|         |            | 1       | 49        | 20.05                | 20.73                  | 20.34                | 1   |
|         |            | 25      | 0         | 20.19                | 20.85                  | 20.48                | 2   |
|         |            | 25      | 12        | 20.24                | 20.82                  | 20.53                | 2   |
|         |            | 25      | 25        | 19.91                | 20.67                  | 20.25                | 2   |
|         |            | 50      | 0         | 19.97                | 20.70                  | 20.27                | 2   |



ERP POWER (dBm)

GPRS

| Channel | Frequency (MHz) | Conducted Power (dBm) | G <sub>T</sub> -L <sub>c</sub> (dB) | ERP (dBm) | ERP (mW)       | Limit (W) |
|---------|-----------------|-----------------------|-------------------------------------|-----------|----------------|-----------|
| 128     | 824.2           | 33                    | 1                                   | 31.85     | <b>1531.09</b> | 7         |
| 189     | 836.4           | 32.88                 | 1                                   | 31.73     | 1489.36        | 7         |
| 251     | 848.8           | 32.93                 | 1                                   | 31.78     | 1506.61        | 7         |

REMARKS: ERP Output Power (dBm) = EIRP (dBm) -2.15(dB).

EDGE

| Channel | Frequency (MHz) | Conducted Power (dBm) | G <sub>T</sub> -L <sub>c</sub> (dB) | ERP (dBm) | ERP (mW)      | Limit (W) |
|---------|-----------------|-----------------------|-------------------------------------|-----------|---------------|-----------|
| 128     | 824.2           | 25.91                 | 1                                   | 24.76     | <b>299.23</b> | 7         |
| 189     | 836.4           | 25.85                 | 1                                   | 24.7      | 295.12        | 7         |
| 251     | 848.8           | 25.89                 | 1                                   | 24.74     | 297.85        | 7         |

REMARKS: ERP Output Power (dBm) = EIRP (dBm) -2.15(dB).

WCDMA

| Channel | Frequency (MHz) | Conducted Power (dBm) | G <sub>T</sub> -L <sub>c</sub> (dB) | ERP (dBm) | ERP (mW)      | Limit (W) |
|---------|-----------------|-----------------------|-------------------------------------|-----------|---------------|-----------|
| 4132    | 826.4           | 23.09                 | 1                                   | 21.94     | 156.31        | 7         |
| 4182    | 836.4           | 23.07                 | 1                                   | 21.92     | 155.6         | 7         |
| 4233    | 846.6           | 23.2                  | 1                                   | 22.05     | <b>160.32</b> | 7         |

REMARKS: ERP Output Power (dBm) = EIRP (dBm) -2.15(dB).



**LTE BAND 5**

**CHANNEL BANDWIDTH: 1.4MHz QPSK**

| Channel | Frequency (MHz) | Conducted Power (dBm) | G <sub>T</sub> -L <sub>C</sub> (dB) | ERP (dBm) | ERP (mW)      | Limit (W) |
|---------|-----------------|-----------------------|-------------------------------------|-----------|---------------|-----------|
| 20407   | 824.7           | 22.12                 | 1                                   | 20.97     | 125.03        | 7         |
| 20525   | 836.5           | 22.66                 | 1                                   | 21.51     | <b>141.58</b> | 7         |
| 20643   | 848.3           | 22.42                 | 1                                   | 21.27     | 133.97        | 7         |

**CHANNEL BANDWIDTH: 1.4MHz 16QAM**

| Channel | Frequency (MHz) | Conducted Power (dBm) | G <sub>T</sub> -L <sub>C</sub> (dB) | ERP (dBm) | ERP (mW) | Limit (W) |
|---------|-----------------|-----------------------|-------------------------------------|-----------|----------|-----------|
| 20407   | 824.7           | 20.96                 | 1                                   | 19.81     | 95.72    | 7         |
| 20525   | 836.5           | 21.61                 | 1                                   | 20.46     | 111.17   | 7         |
| 20643   | 848.3           | 21.28                 | 1                                   | 20.13     | 103.04   | 7         |

**CHANNEL BANDWIDTH: 3MHz QPSK**

| Channel | Frequency (MHz) | Conducted Power (dBm) | G <sub>T</sub> -L <sub>C</sub> (dB) | ERP (dBm) | ERP (mW)      | Limit (W) |
|---------|-----------------|-----------------------|-------------------------------------|-----------|---------------|-----------|
| 20415   | 825.5           | 22.28                 | 1                                   | 21.13     | 129.72        | 7         |
| 20525   | 836.5           | 22.74                 | 1                                   | 21.59     | <b>144.21</b> | 7         |
| 20635   | 847.5           | 22.62                 | 1                                   | 21.47     | 140.28        | 7         |

**CHANNEL BANDWIDTH: 3MHz 16QAM**

| Channel | Frequency (MHz) | Conducted Power (dBm) | G <sub>T</sub> -L <sub>C</sub> (dB) | ERP (dBm) | ERP (mW) | Limit (W) |
|---------|-----------------|-----------------------|-------------------------------------|-----------|----------|-----------|
| 20415   | 825.5           | 20.73                 | 1                                   | 19.58     | 90.78    | 7         |
| 20525   | 836.5           | 21.53                 | 1                                   | 20.38     | 109.14   | 7         |
| 20635   | 847.5           | 21.06                 | 1                                   | 19.91     | 97.95    | 7         |



**CHANNEL BANDWIDTH: 5MHz QPSK**

| Channel | Frequency (MHz) | Conducted Power (dBm) | G <sub>T-Lc</sub> (dB) | ERP (dBm) | ERP (mW)      | Limit (W) |
|---------|-----------------|-----------------------|------------------------|-----------|---------------|-----------|
| 20425   | 826.5           | 22.33                 | 1                      | 21.18     | 131.22        | 7         |
| 20525   | 836.5           | 22.71                 | 1                      | 21.56     | <b>143.22</b> | 7         |
| 20625   | 846.5           | 22.62                 | 1                      | 21.47     | 140.28        | 7         |

**CHANNEL BANDWIDTH: 5MHz 16QAM**

| Channel | Frequency (MHz) | Conducted Power (dBm) | G <sub>T-Lc</sub> (dB) | ERP (dBm) | ERP (mW) | Limit (W) |
|---------|-----------------|-----------------------|------------------------|-----------|----------|-----------|
| 20425   | 826.5           | 20.7                  | 1                      | 19.55     | 90.16    | 7         |
| 20525   | 836.5           | 21.56                 | 1                      | 20.41     | 109.9    | 7         |
| 20625   | 846.5           | 21.05                 | 1                      | 19.9      | 97.72    | 7         |

**CHANNEL BANDWIDTH: 10MHz QPSK**

| Channel | Frequency (MHz) | Conducted Power (dBm) | G <sub>T-Lc</sub> (dB) | ERP (dBm) | ERP (mW)      | Limit (W) |
|---------|-----------------|-----------------------|------------------------|-----------|---------------|-----------|
| 20450   | 829.0           | 22.35                 | 1                      | 21.2      | 131.83        | 7         |
| 20525   | 836.5           | 22.79                 | 1                      | 21.64     | <b>145.88</b> | 7         |
| 20600   | 844.0           | 22.64                 | 1                      | 21.49     | 140.93        | 7         |

**CHANNEL BANDWIDTH: 10MHz 16QAM**

| Channel | Frequency (MHz) | Conducted Power (dBm) | G <sub>T-Lc</sub> (dB) | ERP (dBm) | ERP (mW) | Limit (W) |
|---------|-----------------|-----------------------|------------------------|-----------|----------|-----------|
| 20450   | 829.0           | 20.78                 | 1                      | 19.63     | 91.83    | 7         |
| 20525   | 836.5           | 21.58                 | 1                      | 20.43     | 110.41   | 7         |
| 20600   | 844.0           | 21.1                  | 1                      | 19.95     | 98.86    | 7         |

**REMARKS:** ERP Output Power (dBm) = EIRP (dBm) -2.15(dB).

## 3.2 FREQUENCY STABILITY MEASUREMENT

### 3.2.1 LIMITS OF FREQUENCY STABILITY MEASUREMENT

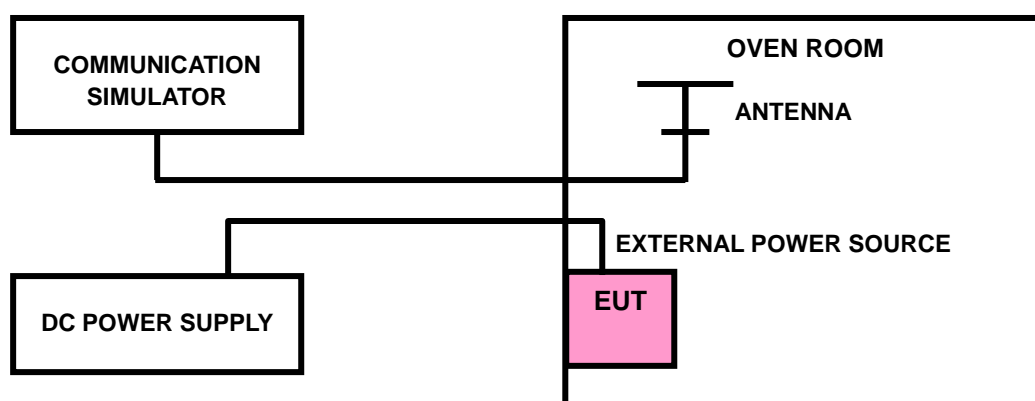
1.5 ppm is for base and fixed station. 2.5 ppm is for mobile station.

### 3.2.2 TEST PROCEDURE

- a. Device is placed at the oven room. The oven room could control the temperatures and humidity. Power warm up is at least 15 min and power applied should perform before recording frequency error.
- b. EUT is connected the external power supply to control the DC input power. The test voltage range is from minimum to maximum working voltage. Each step shall be record the frequency error rate.
- c. The temperature range step is 10 degrees in this test items. All temperature levels shall be hold the  $\pm 0.5^{\circ}\text{C}$  during the measurement testing. The each temperature step shall be at least 0.5 hours, consider the EUT could be test under the stability condition.

**NOTE:** The frequency error was recorded frequency error from the communication simulator.

### 3.2.3 TEST SETUP





Test Report No.: W7L-P21090005RF04

### 3.2.4 TEST RESULTS

NOTE: N/A refer to original report RF180521W014-1

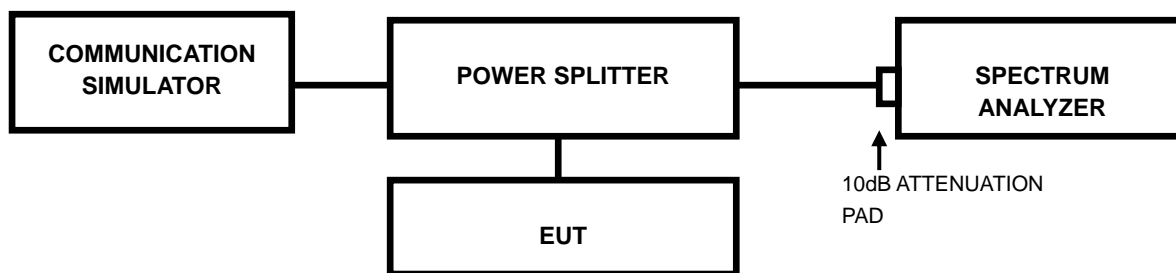


### 3.3 OCCUPIED BANDWIDTH MEASUREMENT

#### 3.3.1 TEST PROCEDURES

The EUT makes a call to the communication simulator. All measurements were done at low, middle and high operational frequency range. The communication simulator station system controlled a EUT to export maximum output power under transmission mode and specific channel frequency. Use OBW measurement function of Spectrum analyzer to measure 99 % occupied bandwidth.

#### 3.3.2 TEST SETUP





**BUREAU  
VERITAS**

**Test Report No.: W7L-P21090005RF04**

### 3.3.3 TEST RESULTS

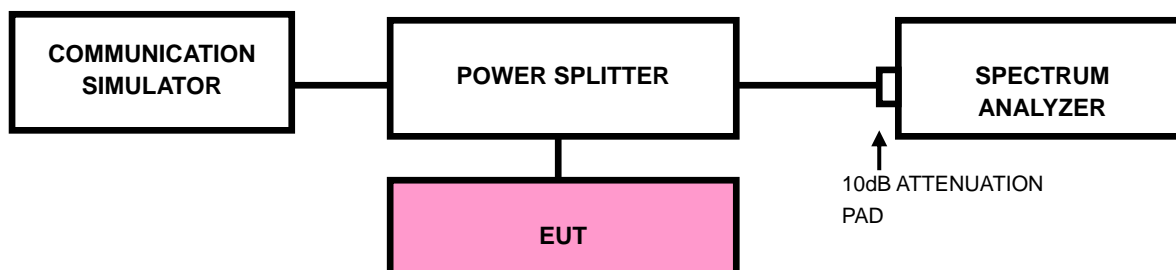
NOTE: N/A refer to original report RF180521W014-1

### 3.4 BAND EDGE MEASUREMENT

#### 3.4.1 LIMITS OF BAND EDGE MEASUREMENT

Power of any emission outside of the authorized operating frequency ranges must be attenuated below the transmitting power (P) by a factor of at least  $43 + 10 \log(P)$  dB. In the 1 MHz bands immediately outside and adjacent to the frequency block a resolution bandwidth of at least one percent of the emission bandwidth of the fundamental emission of the transmitter may be employed.

#### 3.4.2 TEST SETUP





### 3.4.3 TEST PROCEDURES

- a. All measurements were done at low and high operational frequency range.
- b. The center frequency of spectrum is the band edge frequency and span is 1.5MHz. RBW of the spectrum is 10kHz and VBW of the spectrum is 30kHz (GPRS/ EDGE).
- c. The center frequency of spectrum is the band edge frequency and span is 10MHz. RBW of the spectrum is 100kHz and VBW of the spectrum is 300kHz (WCDMA).
- d. The center frequency of spectrum is the band edge frequency and span is 1~5 MHz. RBW of the spectrum is 20kHz and VBW of the spectrum is 100 kHz. (LTE bandwidth 1.4MHz).
- e. The center frequency of spectrum is the band edge frequency and span is 1~5 MHz. RBW of the spectrum is 30kHz and VBW of the spectrum is 100kHz. (LTE bandwidth 3MHz)
- f. The center frequency of spectrum is the band edge frequency and span is 1~5 MHz. RBW of the spectrum is 50kHz and VBW of the spectrum is 200kHz. (LTE bandwidth 5MHz)
- g. The center frequency of spectrum is the band edge frequency and span is 1~5 MHz. RBW of the spectrum is 100kHz and VBW of the spectrum is 300kHz. (LTE bandwidth 10MHz)
- h. Record the max trace plot into the test report.



**BUREAU  
VERITAS**

**Test Report No.: W7L-P21090005RF04**

### 3.4.4 TEST RESULTS

NOTE: N/A refer to original report RF180521W014-1

### 3.5 CONDUCTED SPURIOUS EMISSIONS

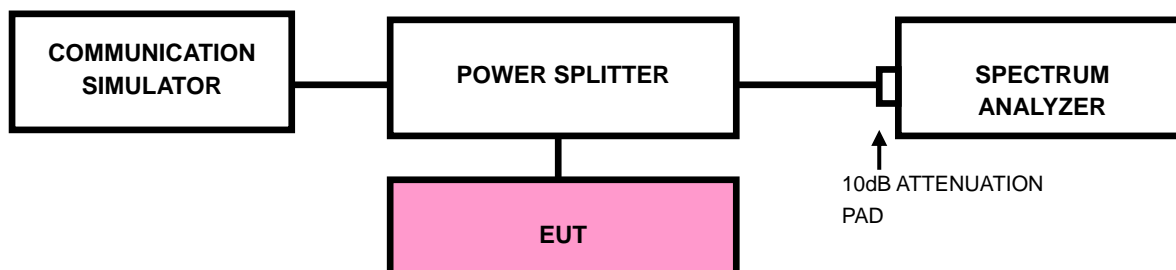
#### 3.5.1 LIMITS OF CONDUCTED SPURIOUS EMISSIONS MEASUREMENT

The power of any emission outside of the authorized operating frequency ranges must be attenuated below the transmitting power (P) by a factor of at least  $43 + 10 \log(P)$  dB. The emission limit equal to  $-13\text{dBm}$ .

#### 3.5.2 TEST PROCEDURE

- a. The EUT makes a phone call to the communication simulator. All measurements were done at low, middle and high operational frequency range.
- b. Measuring frequency range is from 9 kHz to 9GHz. 10dB attenuation pad is connected with spectrum. RBW=1MHz and VBW=3MHz is used for conducted emission measurement.

#### 3.5.3 TEST SETUP





**BUREAU  
VERITAS**

**Test Report No.: W7L-P21090005RF04**

### 3.5.4 TEST RESULTS

NOTE: N/A refer to original report RF180521W014-1

### 3.6 RADIATED EMISSION MEASUREMENT

#### 3.6.1 LIMITS OF RADIATED EMISSION MEASUREMENT

The power of any emission outside of the authorized operating frequency ranges must be attenuated below the transmitting power (P) by a factor of at least  $43 + 10 \log(P)$  dB. The emission limit equal to  $-13\text{dBm}$ .

#### 3.6.2 TEST PROCEDURES

- a. Substitution method is used for E.I.R.P measurement. In the semi-anechoic chamber, EUT placed on the 0.8m height of Turn Table, rotated the table around 360 degrees to search the maximum radiation power and receiver antenna shall be rotated vertical and horizontal polarization and moved height from 1m to 4m to find the maximum polar radiated power. The "Read Value" is the spectrum reading the maximum power value.
- b. The substitution horn antenna is substituted for EUT at the same position and signals generator export the CW signal to the substitution antenna via a TX cable. Rotated the Turn Table and moved receiving antenna to find the maximum radiation power. Adjust output power level of S.G to get a Value of spectrum reading equal to "Read Value" of step a. Record the power level of S.G
- c.  $\text{EIRP} = \text{Output power level of S.G} - \text{TX cable loss} + \text{Antenna gain of substitution horn}$ .
- d. E.R.P power can be calculated form E.I.R.P power by subtracting the gain of dipole,  $\text{E.R.P power} = \text{E.I.P.R power} - 2.15\text{dBi}$ .

**NOTE:** The resolution bandwidth and video bandwidth of test receiver/spectrum analyzer is 1MHz/3MHz.

#### 3.6.3 DEVIATION FROM TEST STANDARD

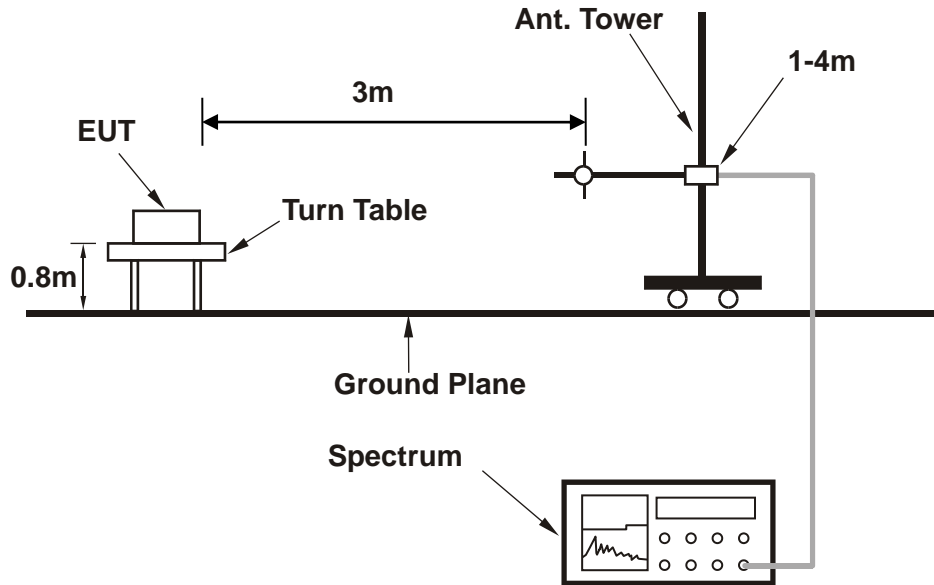
No deviation



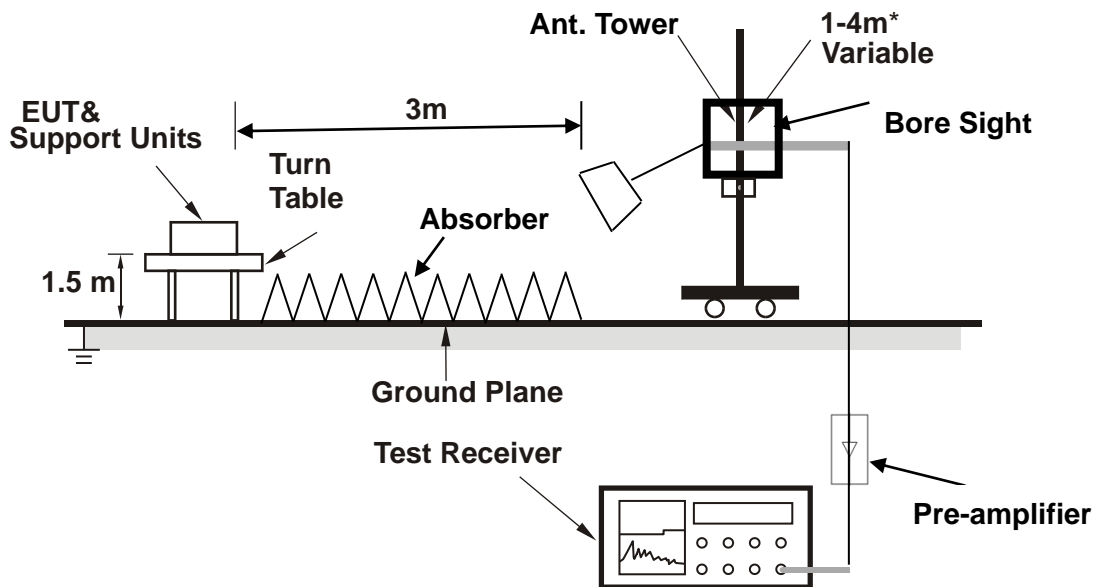


### 3.6.4 TEST SETUP

#### < Frequency Range 30MHz~1GHz >



#### <Frequency Range above 1GHz>



**Note:** Above 1G is a directional antenna

Depends on the EUT height and the antenna 3dB beamwidth both, refer to section 7.3 of CISPR 16-2-3.

For the actual test configuration, please refer to the attached file (Test Setup Photo).



**BUREAU  
VERITAS**

Test Report No.: W7L-P21090005RF04

### 3.6.5 TEST RESULTS

#### BELOW 1GHz WORST-CASE DATA

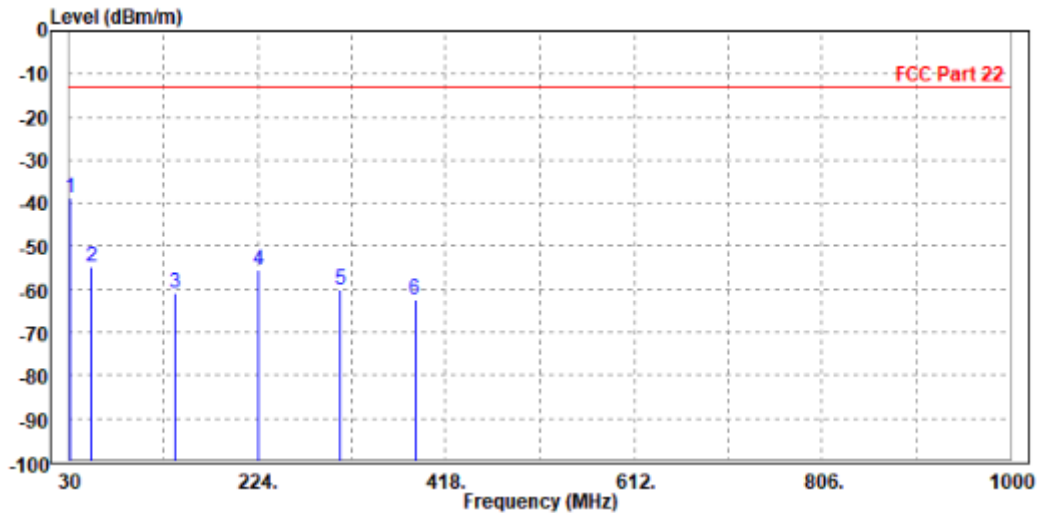
30 MHz – 1GHz data:

WCDMA Band V:

CHANNEL BANDWIDTH: 4132 ~ 4233

|                                                                |                 |                        |               |
|----------------------------------------------------------------|-----------------|------------------------|---------------|
| <b>MODE</b>                                                    | TX channel 4233 | <b>FREQUENCY RANGE</b> | Below 1000MHz |
| <b>ENVIRONMENTAL CONDITIONS</b>                                | 23deg. C, 70%RH | <b>INPUT POWER</b>     | AC 120V/60Hz  |
| <b>TESTED BY</b>                                               | Jace Hu         |                        |               |
| <b>ANTENNA POLARITY &amp; TEST DISTANCE: HORIZONTAL AT 3 M</b> |                 |                        |               |

|      | Freq    | Level  | Read Level | Limit Line | Over Limit | Factor | Remark | Pol/Phase  |
|------|---------|--------|------------|------------|------------|--------|--------|------------|
|      | MHz     | dBm/m  | dBm        | dBm/m      | dB         | dB/m   |        |            |
| 1 PP | 30.970  | -38.94 | -56.95     | -13.00     | -25.94     | 18.01  | Peak   | Horizontal |
| 2    | 52.310  | -54.72 | -55.46     | -13.00     | -41.72     | 0.74   | Peak   | Horizontal |
| 3    | 138.640 | -60.74 | -41.91     | -13.00     | -47.74     | -18.83 | Peak   | Horizontal |
| 4    | 224.970 | -55.35 | -38.59     | -13.00     | -42.35     | -16.76 | Peak   | Horizontal |
| 5    | 309.360 | -59.93 | -46.44     | -13.00     | -46.93     | -13.49 | Peak   | Horizontal |
| 6    | 385.990 | -62.29 | -51.36     | -13.00     | -49.29     | -10.93 | Peak   | Horizontal |



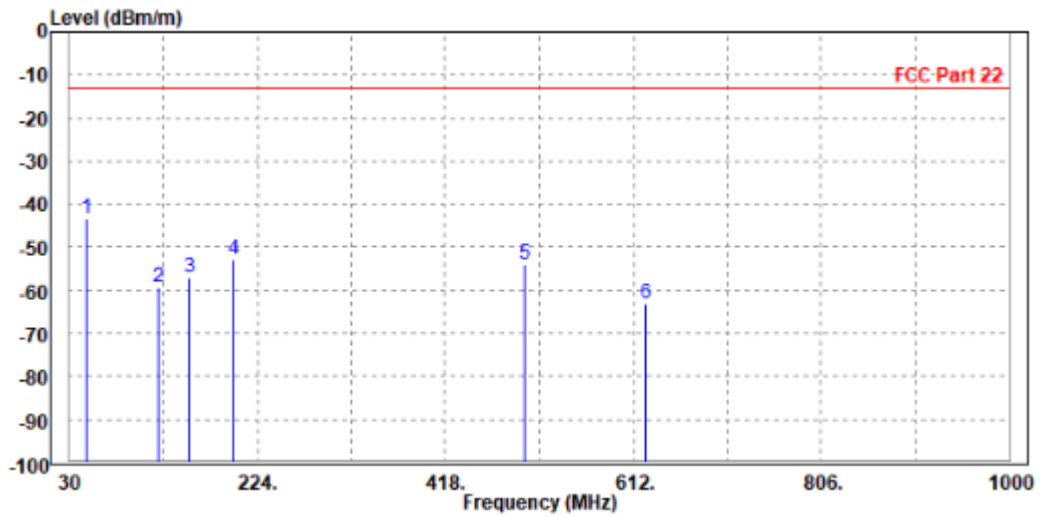


**BUREAU  
VERITAS**

**Test Report No.: W7L-P21090005RF04**

|                                                              |                 |                        |               |
|--------------------------------------------------------------|-----------------|------------------------|---------------|
| <b>MODE</b>                                                  | TX channel 4233 | <b>FREQUENCY RANGE</b> | Below 1000MHz |
| <b>ENVIRONMENTAL CONDITIONS</b>                              | 23deg. C, 70%RH | <b>INPUT POWER</b>     | AC 120V/60Hz  |
| <b>TESTED BY</b>                                             | Jace Hu         |                        |               |
| <b>ANTENNA POLARITY &amp; TEST DISTANCE: VERTICAL AT 3 M</b> |                 |                        |               |

|   | Freq | Level   | Read Level | Limit Line | Over Limit | Factor | Remark      | Pol/Phase |
|---|------|---------|------------|------------|------------|--------|-------------|-----------|
|   | MHz  | dBm/m   | dBm        | dBm/m      | dB         | dB/m   |             |           |
| 1 | PP   | 48.430  | -43.28     | -39.05     | -13.00     | -30.28 | -4.23 Peak  | Vertical  |
| 2 |      | 122.150 | -59.16     | -46.32     | -13.00     | -46.16 | -12.84 Peak | Vertical  |
| 3 |      | 154.160 | -57.05     | -41.36     | -13.00     | -44.05 | -15.69 Peak | Vertical  |
| 4 |      | 198.780 | -53.04     | -42.25     | -13.00     | -40.04 | -10.79 Peak | Vertical  |
| 5 |      | 499.480 | -54.15     | -46.88     | -13.00     | -41.15 | -7.27 Peak  | Vertical  |
| 6 |      | 624.610 | -63.18     | -56.12     | -13.00     | -50.18 | -7.06 Peak  | Vertical  |





BUREAU  
VERITAS

Test Report No.: W7L-P21090005RF04

ABOVE 1GHz DATA

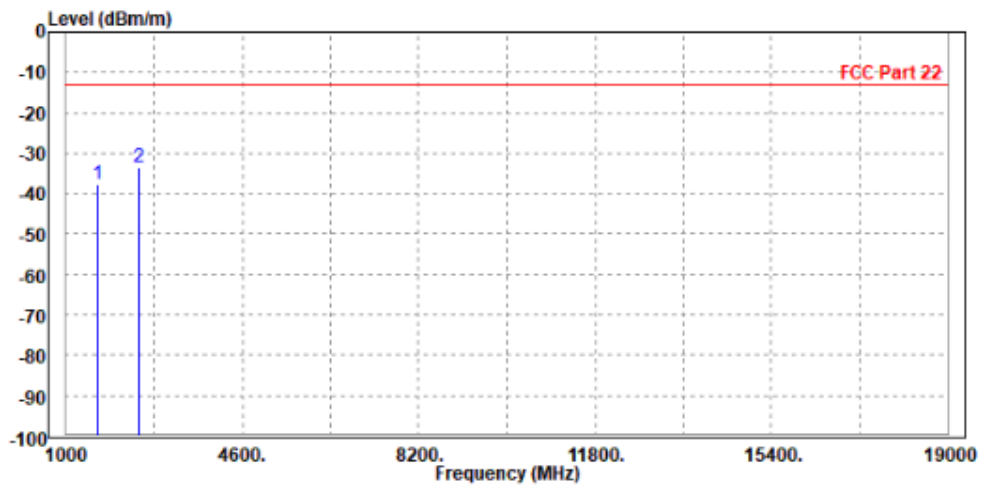
Note: For higher frequency, the emission is too low to be detected.

GPRS 850

CH 128:

|                                                                |                 |                 |               |
|----------------------------------------------------------------|-----------------|-----------------|---------------|
| MODE                                                           | TX channel 128  | FREQUENCY RANGE | Above 1000MHz |
| ENVIRONMENTAL CONDITIONS                                       | 23deg. C, 70%RH | INPUT POWER     | AC 120V/60Hz  |
| TESTED BY                                                      | Jace Hu         |                 |               |
| <b>ANTENNA POLARITY &amp; TEST DISTANCE: HORIZONTAL AT 3 M</b> |                 |                 |               |

|   | Freq        | Level  | Read Level | Limit Line | Over Limit | Factor | Remark | Pol/Phase  |
|---|-------------|--------|------------|------------|------------|--------|--------|------------|
|   | MHz         | dBm/m  | dBm        | dBm/m      | dB         | dB/m   |        |            |
| 1 | 1648.000    | -37.66 | -40.91     | -13.00     | -24.66     | 3.25   | Peak   | Horizontal |
| 2 | PP 2476.000 | -33.54 | -41.57     | -13.00     | -20.54     | 8.03   | Peak   | Horizontal |



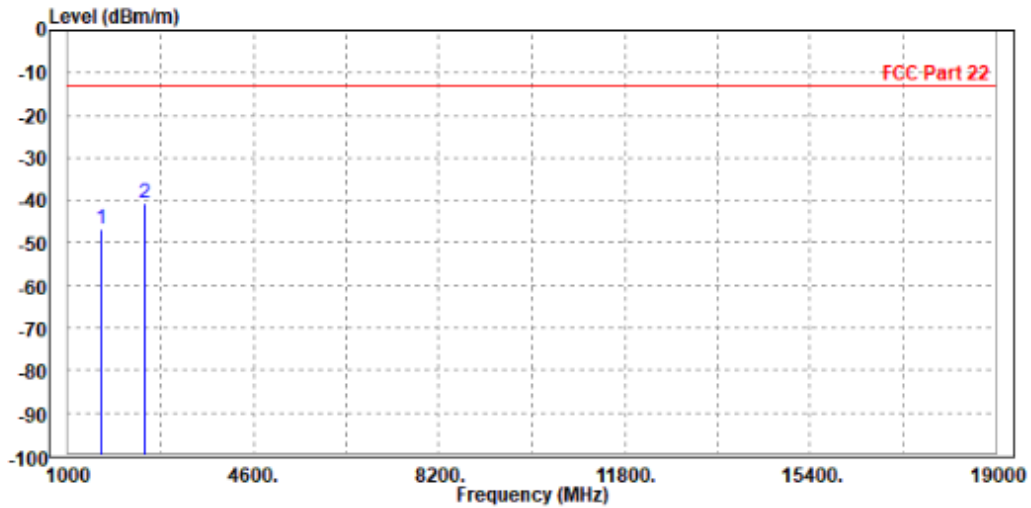


**BUREAU  
VERITAS**

**Test Report No.: W7L-P21090005RF04**

|                                                              |                 |                        |               |
|--------------------------------------------------------------|-----------------|------------------------|---------------|
| <b>MODE</b>                                                  | TX channel 128  | <b>FREQUENCY RANGE</b> | Above 1000MHz |
| <b>ENVIRONMENTAL CONDITIONS</b>                              | 23deg. C, 70%RH | <b>INPUT POWER</b>     | AC 120V/60Hz  |
| <b>TESTED BY</b>                                             | Jace Hu         |                        |               |
| <b>ANTENNA POLARITY &amp; TEST DISTANCE: VERTICAL AT 3 M</b> |                 |                        |               |

|      | Freq     | Level  | Read Level | Limit Line | Over Limit | Factor | Remark | Pol/Phase |
|------|----------|--------|------------|------------|------------|--------|--------|-----------|
|      | MHz      | dBm/m  | dBm        | dBm/m      | dB         | dB/m   |        |           |
| 1    | 1648.000 | -46.69 | -50.07     | -13.00     | -33.69     | 3.38   | Peak   | Vertical  |
| 2 PP | 2476.000 | -40.82 | -47.86     | -13.00     | -27.82     | 7.04   | Peak   | Vertical  |





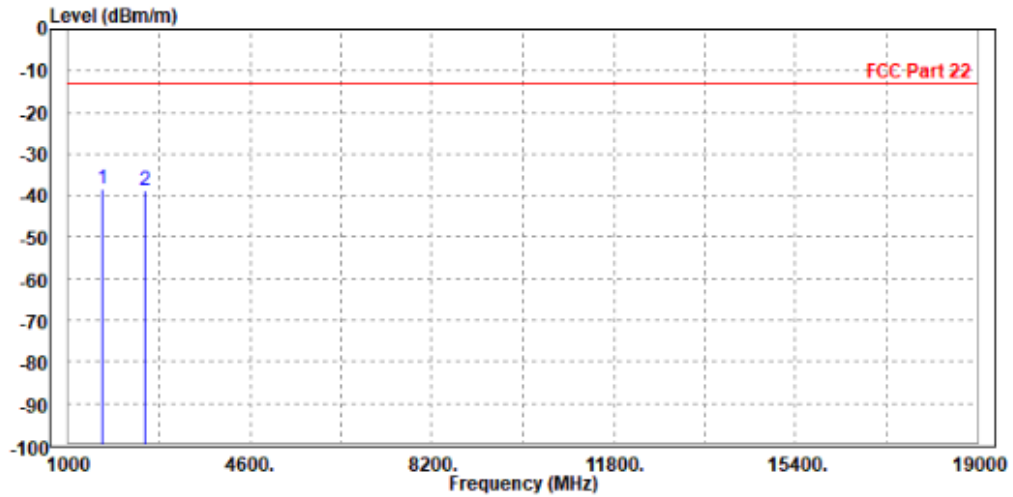
**BUREAU  
VERITAS**

Test Report No.: W7L-P21090005RF04

**CH 189:**

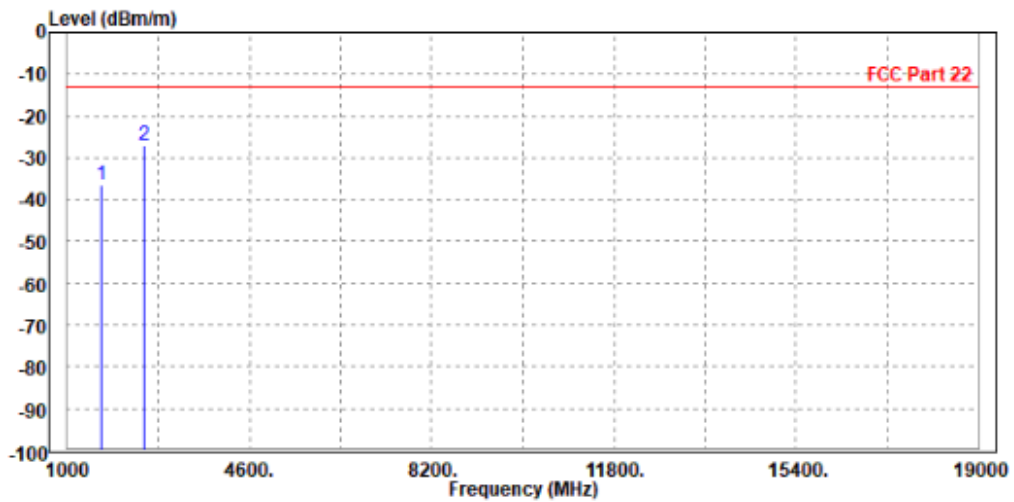
|                                                                |                 |                        |               |
|----------------------------------------------------------------|-----------------|------------------------|---------------|
| <b>MODE</b>                                                    | TX channel 189  | <b>FREQUENCY RANGE</b> | Above 1000MHz |
| <b>ENVIRONMENTAL CONDITIONS</b>                                | 23deg. C, 70%RH | <b>INPUT POWER</b>     | AC 120V/60Hz  |
| <b>TESTED BY</b>                                               | Jace Hu         |                        |               |
| <b>ANTENNA POLARITY &amp; TEST DISTANCE: HORIZONTAL AT 3 M</b> |                 |                        |               |

|   | Freq        | Level  | Read Level | Limit Line | Over Limit | Factor | Remark | Pol/Phase  |
|---|-------------|--------|------------|------------|------------|--------|--------|------------|
|   | MHz         | dBm/m  | dBm        | dBm/m      | dB         | dB/m   |        |            |
| 1 | PP 1666.000 | -38.37 | -41.84     | -13.00     | -25.37     | 3.47   | Peak   | Horizontal |
| 2 | 2512.000    | -38.96 | -47.02     | -13.00     | -25.96     | 8.06   | Peak   | Horizontal |



|                                                              |                 |                        |               |
|--------------------------------------------------------------|-----------------|------------------------|---------------|
| <b>MODE</b>                                                  | TX channel 189  | <b>FREQUENCY RANGE</b> | Above 1000MHz |
| <b>ENVIRONMENTAL CONDITIONS</b>                              | 23deg. C, 70%RH | <b>INPUT POWER</b>     | AC 120V/60Hz  |
| <b>TESTED BY</b>                                             | Jace Hu         |                        |               |
| <b>ANTENNA POLARITY &amp; TEST DISTANCE: VERTICAL AT 3 M</b> |                 |                        |               |

|      | Freq     | Level  | Read Level | Limit Line | Over Limit | Factor | Remark | Pol/Phase |
|------|----------|--------|------------|------------|------------|--------|--------|-----------|
|      | MHz      | dBm/m  | dBm        | dBm/m      | dB         | dB/m   |        |           |
| 1    | 1666.000 | -36.39 | -39.93     | -13.00     | -23.39     | 3.54   | Peak   | Vertical  |
| 2 PP | 2512.000 | -26.95 | -34.06     | -13.00     | -13.95     | 7.11   | Peak   | Vertical  |





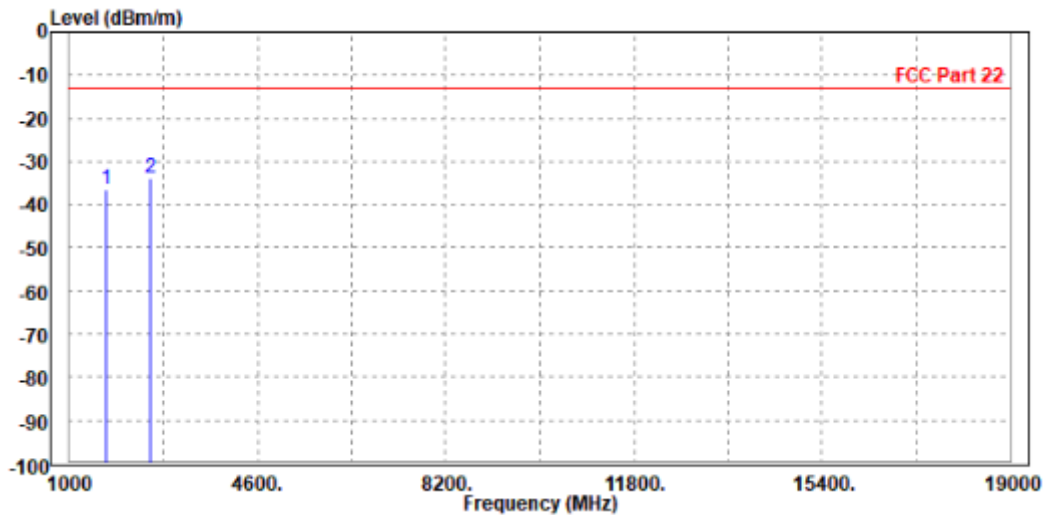
BUREAU  
VERITAS

Test Report No.: W7L-P21090005RF04

CH 251:

|                                                                |                 |                        |               |
|----------------------------------------------------------------|-----------------|------------------------|---------------|
| <b>MODE</b>                                                    | TX channel 251  | <b>FREQUENCY RANGE</b> | Above 1000MHz |
| <b>ENVIRONMENTAL CONDITIONS</b>                                | 23deg. C, 70%RH | <b>INPUT POWER</b>     | AC 120V/60Hz  |
| <b>TESTED BY</b>                                               | Jace Hu         |                        |               |
| <b>ANTENNA POLARITY &amp; TEST DISTANCE: HORIZONTAL AT 3 M</b> |                 |                        |               |

|      | Freq     | Level  | Read Level | Limit Line | Over Limit | Factor | Remark | Pol/Phase  |
|------|----------|--------|------------|------------|------------|--------|--------|------------|
|      | MHz      | dBm/m  | dBm        | dBm/m      | dB         | dB/m   |        |            |
| 1    | 1702.000 | -36.32 | -40.23     | -13.00     | -23.32     | 3.91   | Peak   | Horizontal |
| 2 PP | 2546.000 | -33.66 | -41.77     | -13.00     | -20.66     | 8.11   | Peak   | Horizontal |





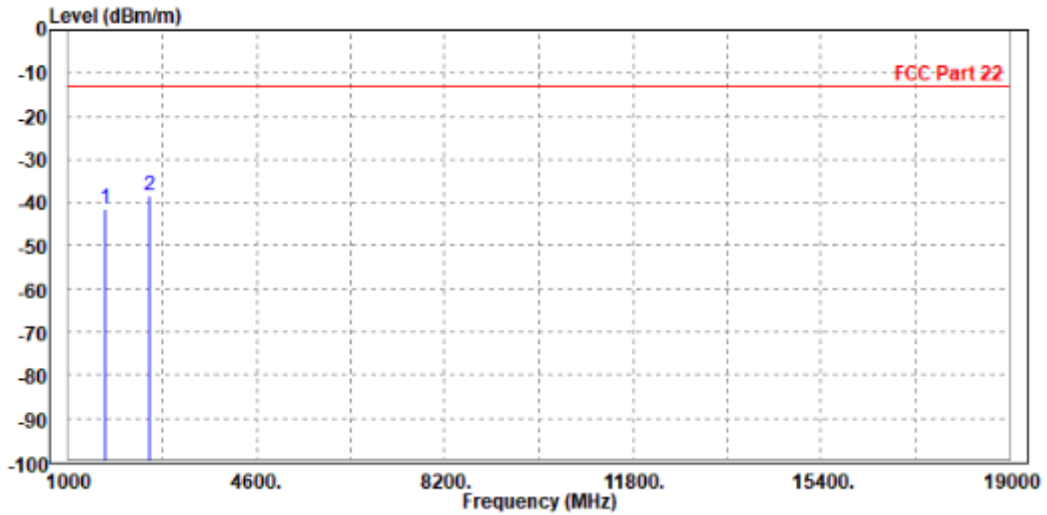


**BUREAU  
VERITAS**

**Test Report No.: W7L-P21090005RF04**

|                                                              |                 |                        |               |
|--------------------------------------------------------------|-----------------|------------------------|---------------|
| <b>MODE</b>                                                  | TX channel 251  | <b>FREQUENCY RANGE</b> | Above 1000MHz |
| <b>ENVIRONMENTAL CONDITIONS</b>                              | 23deg. C, 70%RH | <b>INPUT POWER</b>     | AC 120V/60Hz  |
| <b>TESTED BY</b>                                             | Jace Hu         |                        |               |
| <b>ANTENNA POLARITY &amp; TEST DISTANCE: VERTICAL AT 3 M</b> |                 |                        |               |

|   | Freq        | Level  | Read Level | Limit Line | Over Limit | Factor | Remark | Pol/Phase |
|---|-------------|--------|------------|------------|------------|--------|--------|-----------|
|   | MHz         | dBm/m  | dBm        | dBm/m      | dB         | dB/m   |        |           |
| 1 | 1697.000    | -41.48 | -45.31     | -13.00     | -28.48     | 3.83   | Peak   | Vertical  |
| 2 | PP 2548.000 | -38.43 | -45.65     | -13.00     | -25.43     | 7.22   | Peak   | Vertical  |





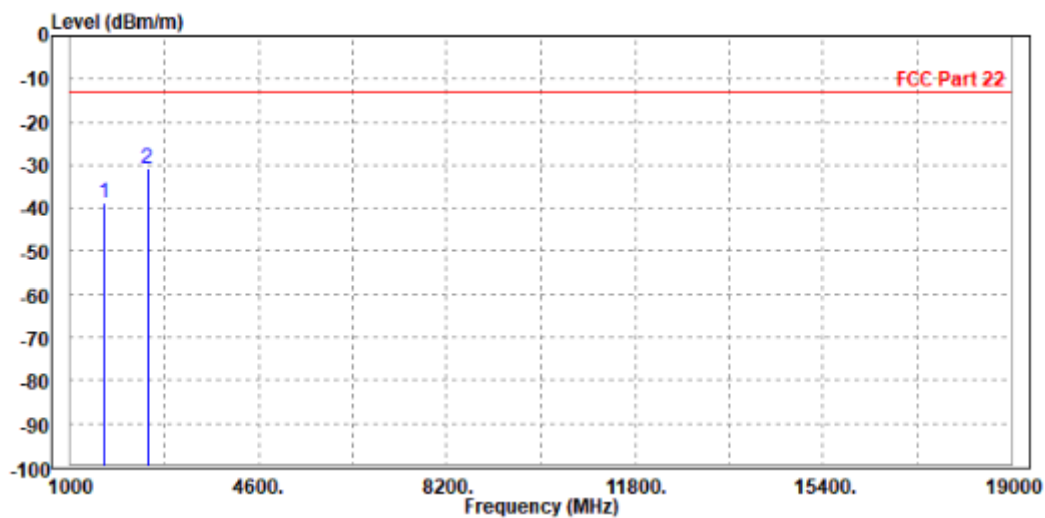
Test Report No.: W7L-P21090005RF04

EDGE 850:

CH 128:

|                                                                |                 |                        |               |
|----------------------------------------------------------------|-----------------|------------------------|---------------|
| <b>MODE</b>                                                    | TX channel 128  | <b>FREQUENCY RANGE</b> | Above 1000MHz |
| <b>ENVIRONMENTAL CONDITIONS</b>                                | 23deg. C, 70%RH | <b>INPUT POWER</b>     | AC 120V/60Hz  |
| <b>TESTED BY</b>                                               | Jace Hu         |                        |               |
| <b>ANTENNA POLARITY &amp; TEST DISTANCE: HORIZONTAL AT 3 M</b> |                 |                        |               |

|      | Freq     | Level  | Read Level | Limit Line | Over Limit | Factor | Remark | Pol/Phase  |
|------|----------|--------|------------|------------|------------|--------|--------|------------|
|      | MHz      | dBm/m  | dBm        | dBm/m      | dB         | dB/m   |        |            |
| 1    | 1648.000 | -38.77 | -42.02     | -13.00     | -25.77     | 3.25   | Peak   | Horizontal |
| 2 PP | 2472.000 | -30.95 | -38.97     | -13.00     | -17.95     | 8.02   | Peak   | Horizontal |



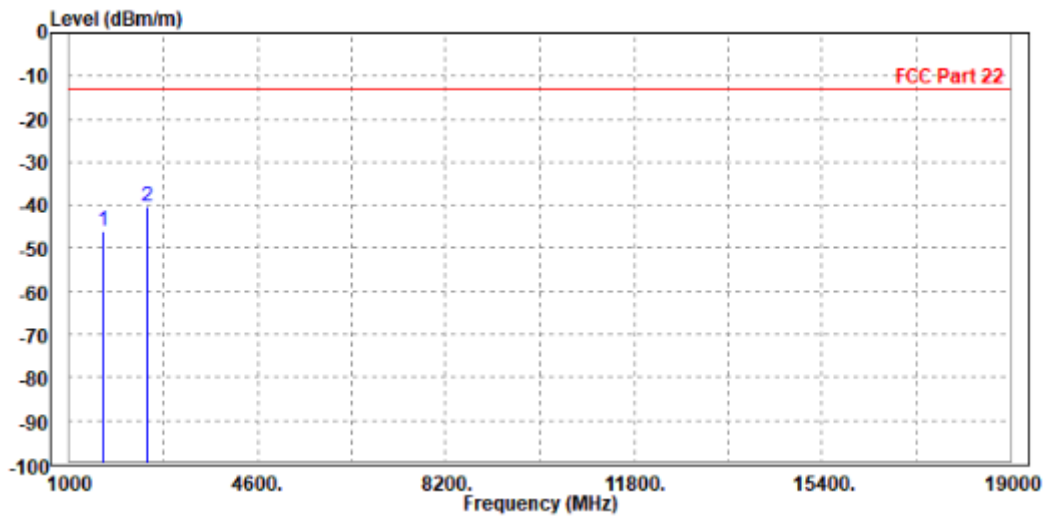


**BUREAU  
VERITAS**

Test Report No.: W7L-P21090005RF04

|                                                              |                 |                        |               |
|--------------------------------------------------------------|-----------------|------------------------|---------------|
| <b>MODE</b>                                                  | TX channel 128  | <b>FREQUENCY RANGE</b> | Above 1000MHz |
| <b>ENVIRONMENTAL CONDITIONS</b>                              | 23deg. C, 70%RH | <b>INPUT POWER</b>     | AC 120V/60Hz  |
| <b>TESTED BY</b>                                             | Jace Hu         |                        |               |
| <b>ANTENNA POLARITY &amp; TEST DISTANCE: VERTICAL AT 3 M</b> |                 |                        |               |

|      | Freq     | Level  | Read Level | Limit  | Over Limit | Factor | Remark | Pol/Phase |
|------|----------|--------|------------|--------|------------|--------|--------|-----------|
|      | MHz      | dBm/m  | dBm        | dBm/m  | dB         | dB/m   |        |           |
| 1    | 1648.000 | -45.88 | -49.26     | -13.00 | -32.88     | 3.38   | Peak   | Vertical  |
| 2 PP | 2476.000 | -40.28 | -47.32     | -13.00 | -27.28     | 7.04   | Peak   | Vertical  |





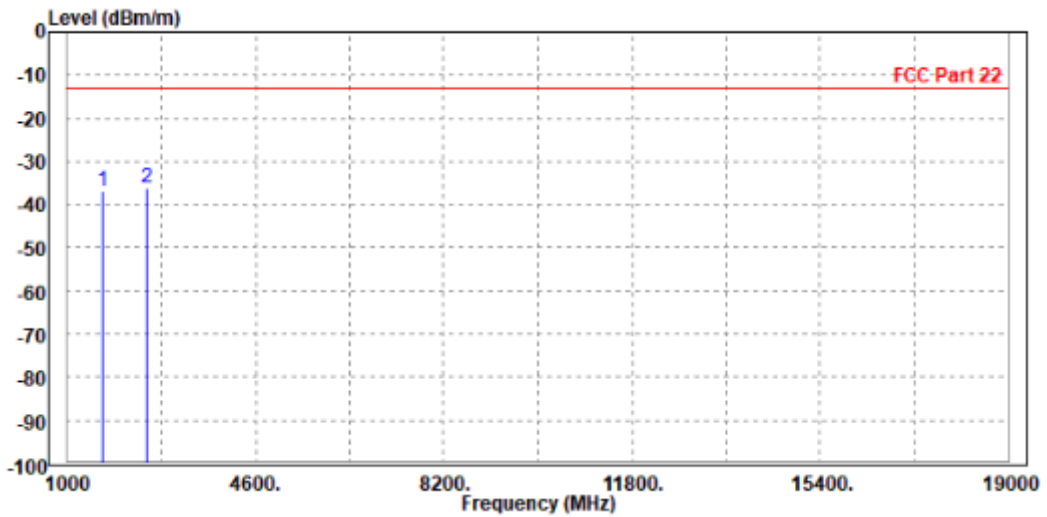
**BUREAU  
VERITAS**

Test Report No.: W7L-P21090005RF04

**CH 189:**

|                                                                |                 |                        |               |
|----------------------------------------------------------------|-----------------|------------------------|---------------|
| <b>MODE</b>                                                    | TX channel 189  | <b>FREQUENCY RANGE</b> | Above 1000MHz |
| <b>ENVIRONMENTAL CONDITIONS</b>                                | 23deg. C, 70%RH | <b>INPUT POWER</b>     | AC 120V/60Hz  |
| <b>TESTED BY</b>                                               | Jace Hu         |                        |               |
| <b>ANTENNA POLARITY &amp; TEST DISTANCE: HORIZONTAL AT 3 M</b> |                 |                        |               |

|      | Freq     | Level  | Read Level | Limit Line | Over Limit | Factor | Remark | Pol/Phase  |
|------|----------|--------|------------|------------|------------|--------|--------|------------|
|      | MHz      | dBm/m  | dBm        | dBm/m      | dB         | dB/m   |        |            |
| 1    | 1666.000 | -36.79 | -40.26     | -13.00     | -23.79     | 3.47   | Peak   | Horizontal |
| 2 PP | 2512.000 | -36.20 | -44.26     | -13.00     | -23.20     | 8.06   | Peak   | Horizontal |



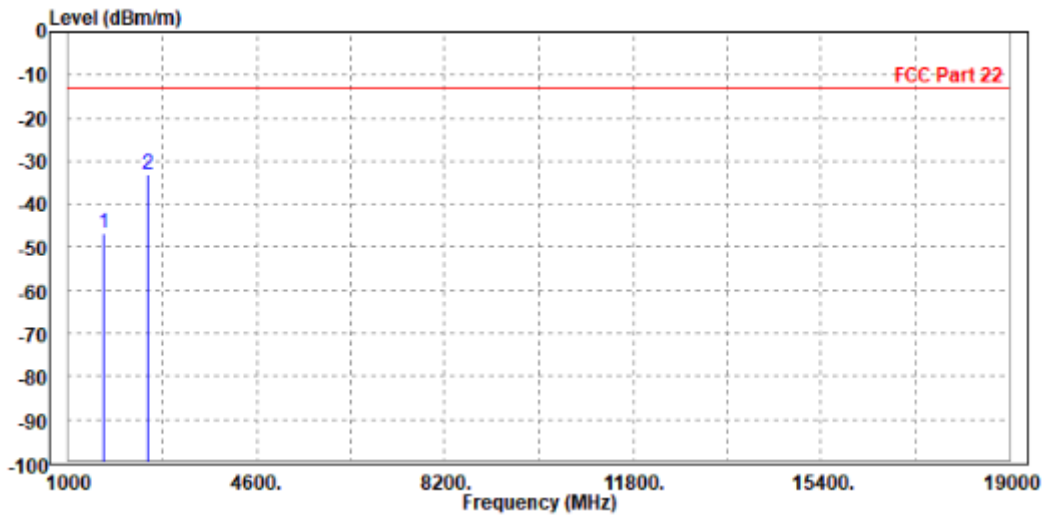


**BUREAU  
VERITAS**

**Test Report No.: W7L-P21090005RF04**

|                                                              |                 |                        |               |
|--------------------------------------------------------------|-----------------|------------------------|---------------|
| <b>MODE</b>                                                  | TX channel 189  | <b>FREQUENCY RANGE</b> | Above 1000MHz |
| <b>ENVIRONMENTAL CONDITIONS</b>                              | 23deg. C, 70%RH | <b>INPUT POWER</b>     | AC 120V/60Hz  |
| <b>TESTED BY</b>                                             | Jace Hu         |                        |               |
| <b>ANTENNA POLARITY &amp; TEST DISTANCE: VERTICAL AT 3 M</b> |                 |                        |               |

|   | Freq        | Level  | Read Level | Limit Line | Over Limit | Factor | Remark | Pol/Phase |
|---|-------------|--------|------------|------------|------------|--------|--------|-----------|
|   | MHz         | dBm/m  | dBm        | dBm/m      | dB         | dB/m   |        |           |
| 1 | 1666.000    | -46.77 | -50.31     | -13.00     | -33.77     | 3.54   | Peak   | Vertical  |
| 2 | PP 2512.000 | -33.00 | -40.11     | -13.00     | -20.00     | 7.11   | Peak   | Vertical  |





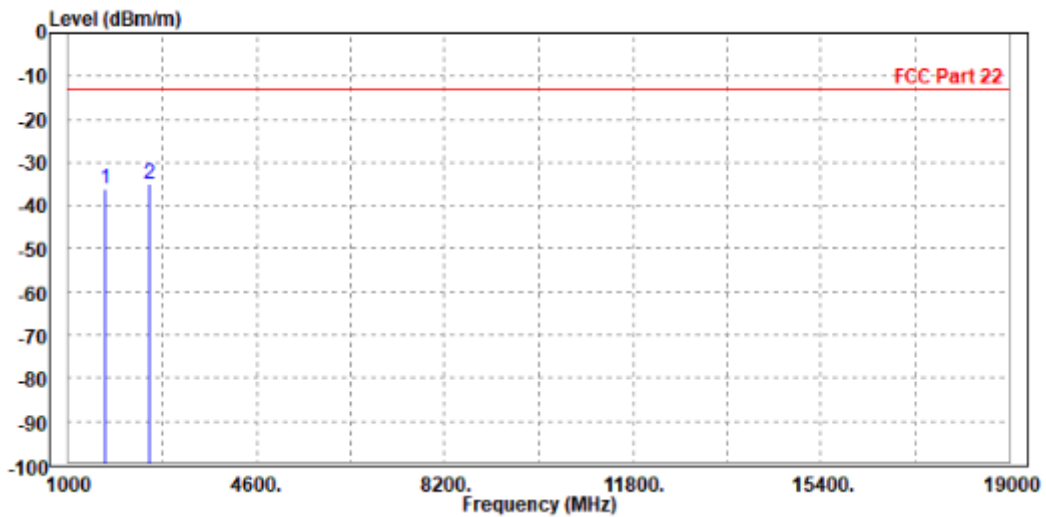
**BUREAU  
VERITAS**

Test Report No.: W7L-P21090005RF04

**CH 251:**

|                                                                |                 |                        |               |
|----------------------------------------------------------------|-----------------|------------------------|---------------|
| <b>MODE</b>                                                    | TX channel 251  | <b>FREQUENCY RANGE</b> | Above 1000MHz |
| <b>ENVIRONMENTAL CONDITIONS</b>                                | 23deg. C, 70%RH | <b>INPUT POWER</b>     | AC 120V/60Hz  |
| <b>TESTED BY</b>                                               | Jace Hu         |                        |               |
| <b>ANTENNA POLARITY &amp; TEST DISTANCE: HORIZONTAL AT 3 M</b> |                 |                        |               |

|      | Freq     | Level  | Read Level | Limit Line | Over Limit | Factor | Remark | Pol/Phase  |
|------|----------|--------|------------|------------|------------|--------|--------|------------|
|      | MHz      | dBm/m  | dBm        | dBm/m      | dB         | dB/m   |        |            |
| 1    | 1697.000 | -35.96 | -39.81     | -13.00     | -22.96     | 3.85   | Peak   | Horizontal |
| 2 PP | 2548.000 | -35.12 | -43.23     | -13.00     | -22.12     | 8.11   | Peak   | Horizontal |



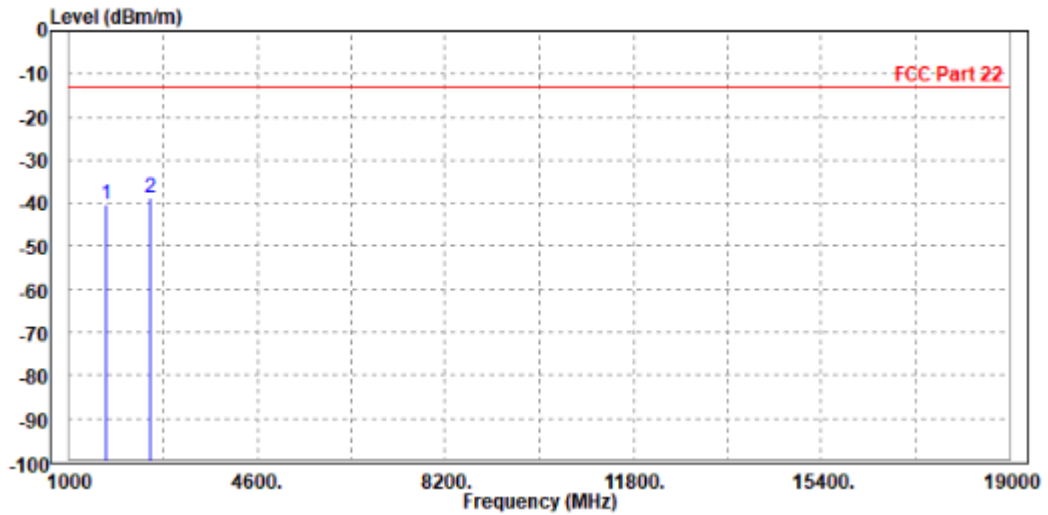


BUREAU  
VERITAS

Test Report No.: W7L-P21090005RF04

|                                                              |                 |                 |               |
|--------------------------------------------------------------|-----------------|-----------------|---------------|
| MODE                                                         | TX channel 251  | FREQUENCY RANGE | Above 1000MHz |
| ENVIRONMENTAL CONDITIONS                                     | 23deg. C, 70%RH | INPUT POWER     | AC 120V/60Hz  |
| TESTED BY                                                    | Jace Hu         |                 |               |
| <b>ANTENNA POLARITY &amp; TEST DISTANCE: VERTICAL AT 3 M</b> |                 |                 |               |

|      | Freq     | Level  | Read Level | Limit Line | Over Limit | Factor | Remark | Pol/Phase |
|------|----------|--------|------------|------------|------------|--------|--------|-----------|
|      | MHz      | dBm/m  | dBm        | dBm/m      | dB         | dB/m   |        |           |
| 1    | 1702.000 | -40.41 | -44.28     | -13.00     | -27.41     | 3.87   | Peak   | Vertical  |
| 2 PP | 2546.000 | -38.97 | -46.19     | -13.00     | -25.97     | 7.22   | Peak   | Vertical  |





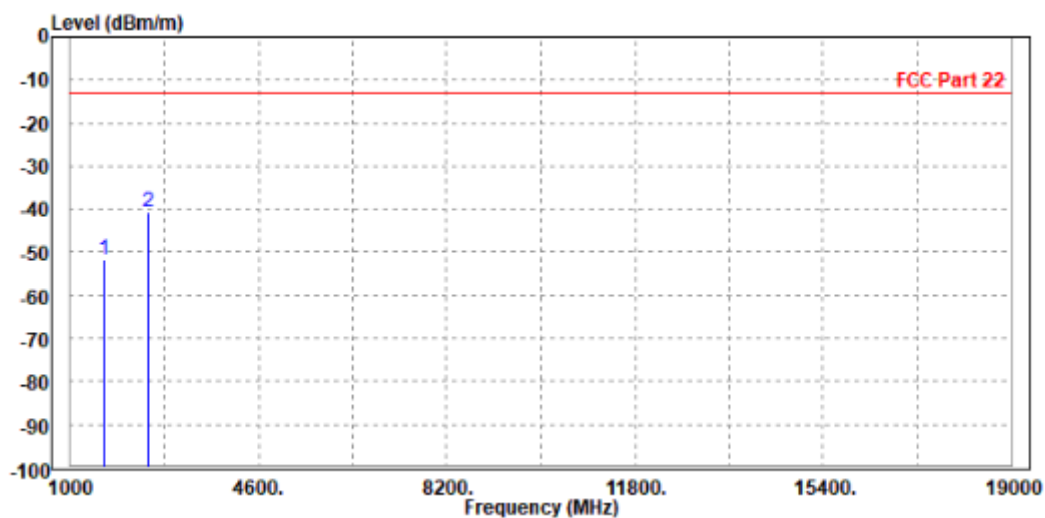
Test Report No.: W7L-P21090005RF04

WCDMA Band V:

CH 4132:

|                                                                |                 |                        |               |
|----------------------------------------------------------------|-----------------|------------------------|---------------|
| <b>MODE</b>                                                    | TX channel 4132 | <b>FREQUENCY RANGE</b> | Above 1000MHz |
| <b>ENVIRONMENTAL CONDITIONS</b>                                | 23deg. C, 70%RH | <b>INPUT POWER</b>     | AC 120V/60Hz  |
| <b>TESTED BY</b>                                               | Jace Hu         |                        |               |
| <b>ANTENNA POLARITY &amp; TEST DISTANCE: HORIZONTAL AT 3 M</b> |                 |                        |               |

|      | Freq     | Level  | Read Level | Limit Line | Over Limit | Factor | Remark | Pol/Phase  |
|------|----------|--------|------------|------------|------------|--------|--------|------------|
|      | MHz      | dBm/m  | dBm        | dBm/m      | dB         | dB/m   |        |            |
| 1    | 1648.000 | -51.89 | -55.14     | -13.00     | -38.89     | 3.25   | Peak   | Horizontal |
| 2 PP | 2479.000 | -40.63 | -48.66     | -13.00     | -27.63     | 8.03   | Peak   | Horizontal |





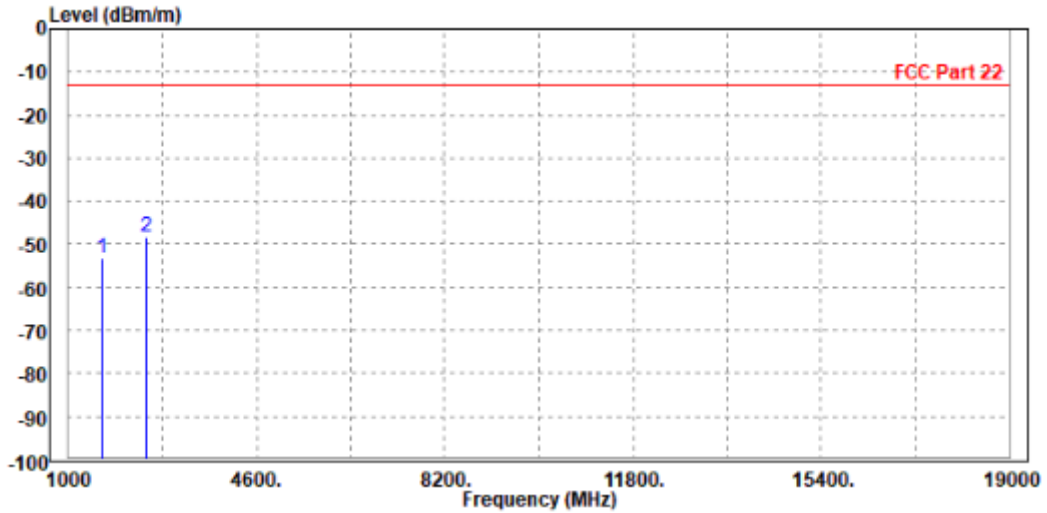


**BUREAU  
VERITAS**

**Test Report No.: W7L-P21090005RF04**

|                                                              |                 |                        |               |
|--------------------------------------------------------------|-----------------|------------------------|---------------|
| <b>MODE</b>                                                  | TX channel 4132 | <b>FREQUENCY RANGE</b> | Above 1000MHz |
| <b>ENVIRONMENTAL CONDITIONS</b>                              | 23deg. C, 70%RH | <b>INPUT POWER</b>     | AC 120V/60Hz  |
| <b>TESTED BY</b>                                             | Jace Hu         |                        |               |
| <b>ANTENNA POLARITY &amp; TEST DISTANCE: VERTICAL AT 3 M</b> |                 |                        |               |

|      | Freq     | Level  | Read Level | Limit Line | Over Limit | Factor | Remark | Pol/Phase |
|------|----------|--------|------------|------------|------------|--------|--------|-----------|
|      | MHz      | dBm/m  | dBm        | dBm/m      | dB         | dB/m   |        |           |
| 1    | 1653.000 | -53.07 | -56.50     | -13.00     | -40.07     | 3.43   | Peak   | Vertical  |
| 2 PP | 2476.000 | -48.43 | -55.47     | -13.00     | -35.43     | 7.04   | Peak   | Vertical  |

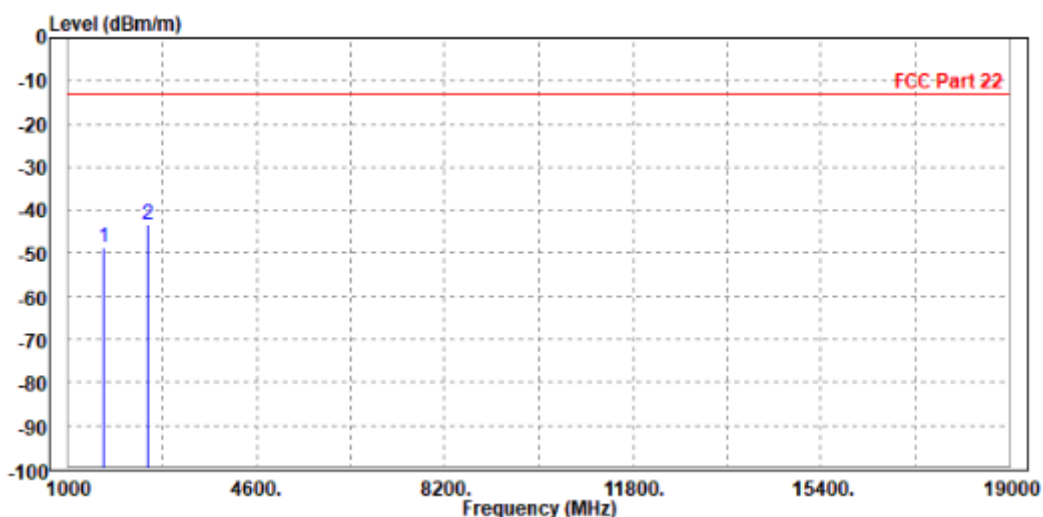




CH 4182:

|                                                                |                 |                        |               |
|----------------------------------------------------------------|-----------------|------------------------|---------------|
| <b>MODE</b>                                                    | TX channel 4182 | <b>FREQUENCY RANGE</b> | Above 1000MHz |
| <b>ENVIRONMENTAL CONDITIONS</b>                                | 23deg. C, 70%RH | <b>INPUT POWER</b>     | AC 120V/60Hz  |
| <b>TESTED BY</b>                                               | Jace Hu         |                        |               |
| <b>ANTENNA POLARITY &amp; TEST DISTANCE: HORIZONTAL AT 3 M</b> |                 |                        |               |

|      | Freq     | Level  | Read Level | Limit Line | Over Limit | Factor | Remark | Pol/Phase  |
|------|----------|--------|------------|------------|------------|--------|--------|------------|
|      | MHz      | dBm/m  | dBm        | dBm/m      | dB         | dB/m   |        |            |
| 1    | 1666.000 | -48.78 | -52.25     | -13.00     | -35.78     | 3.47   | Peak   | Horizontal |
| 2 PP | 2512.000 | -43.34 | -51.40     | -13.00     | -30.34     | 8.06   | Peak   | Horizontal |



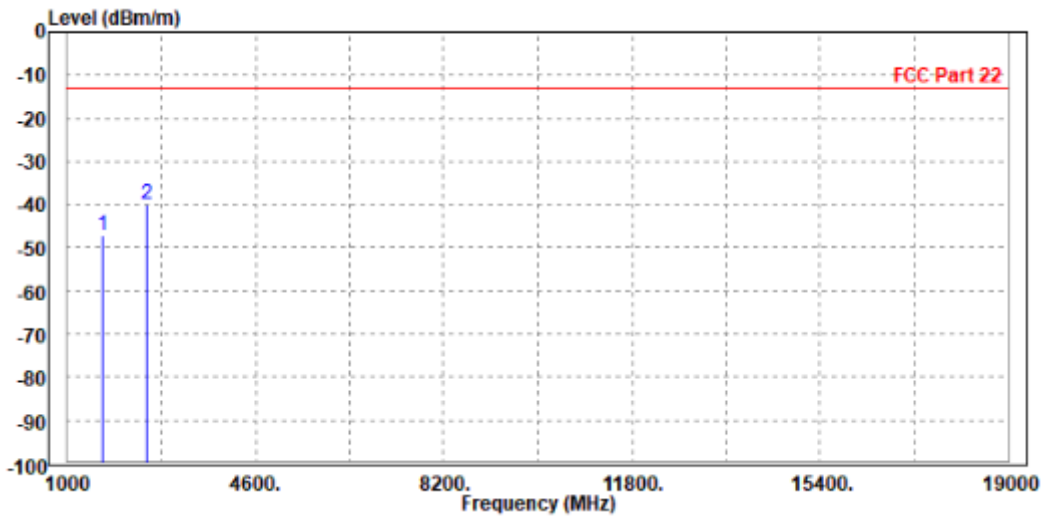


**BUREAU  
VERITAS**

**Test Report No.: W7L-P21090005RF04**

|                                                              |                 |                        |               |
|--------------------------------------------------------------|-----------------|------------------------|---------------|
| <b>MODE</b>                                                  | TX channel 4182 | <b>FREQUENCY RANGE</b> | Above 1000MHz |
| <b>ENVIRONMENTAL CONDITIONS</b>                              | 23deg. C, 70%RH | <b>INPUT POWER</b>     | AC 120V/60Hz  |
| <b>TESTED BY</b>                                             | Jace Hu         |                        |               |
| <b>ANTENNA POLARITY &amp; TEST DISTANCE: VERTICAL AT 3 M</b> |                 |                        |               |

|      | Freq     | Level  | Read Level | Limit Line | Over Limit | Factor | Remark | Pol/Phase |
|------|----------|--------|------------|------------|------------|--------|--------|-----------|
|      | MHz      | dBm/m  | dBm        | dBm/m      | dB         | dB/m   |        |           |
| 1    | 1666.000 | -47.23 | -50.77     | -13.00     | -34.23     | 3.54   | Peak   | Vertical  |
| 2 PP | 2512.000 | -39.99 | -47.10     | -13.00     | -26.99     | 7.11   | Peak   | Vertical  |





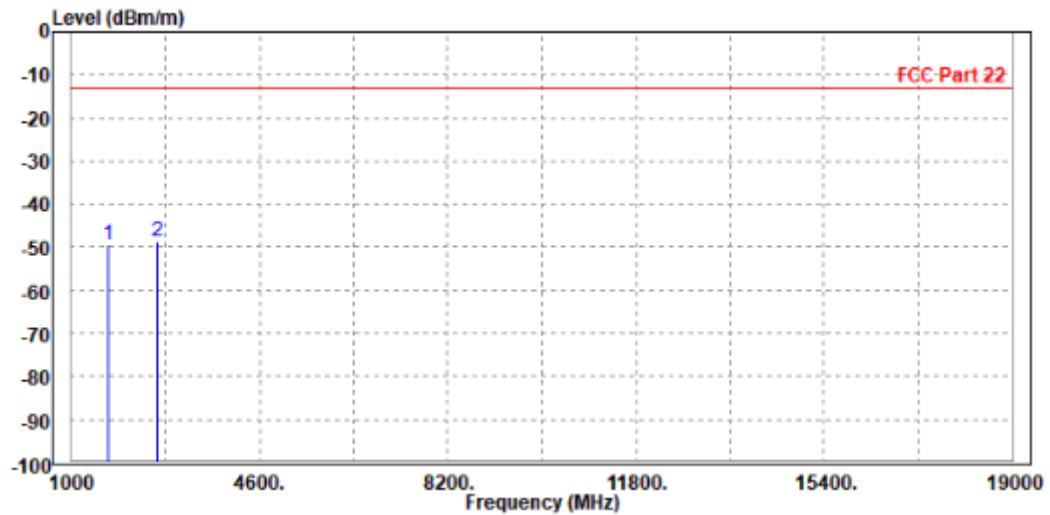
BUREAU VERITAS

Test Report No.: W7L-P21090005RF04

CH 4233:

|                                                                |                 |                 |               |
|----------------------------------------------------------------|-----------------|-----------------|---------------|
| MODE                                                           | TX channel 4233 | FREQUENCY RANGE | Above 1000MHz |
| ENVIRONMENTAL CONDITIONS                                       | 23deg. C, 70%RH | INPUT POWER     | AC 120V/60Hz  |
| TESTED BY                                                      | Jace Hu         |                 |               |
| <b>ANTENNA POLARITY &amp; TEST DISTANCE: HORIZONTAL AT 3 M</b> |                 |                 |               |

|      | Freq     | Level  | Read Level | Limit Line | Over Limit | Factor | Remark | Pol/Phase  |
|------|----------|--------|------------|------------|------------|--------|--------|------------|
|      | MHz      | dBm/m  | dBm        | dBm/m      | dB         | dB/m   |        |            |
| 1    | 1693.000 | -49.58 | -53.38     | -13.00     | -36.58     | 3.80   | Peak   | Horizontal |
| 2 PP | 2638.000 | -48.65 | -56.87     | -13.00     | -35.65     | 8.22   | Peak   | Horizontal |



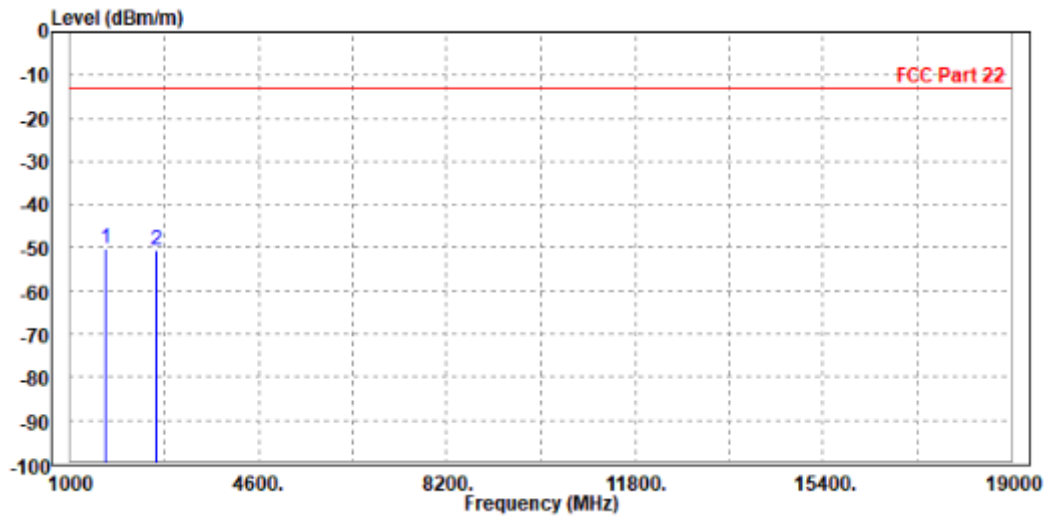


**BUREAU  
VERITAS**

Test Report No.: W7L-P21090005RF04

|                                                              |                 |                        |               |
|--------------------------------------------------------------|-----------------|------------------------|---------------|
| <b>MODE</b>                                                  | TX channel 4233 | <b>FREQUENCY RANGE</b> | Above 1000MHz |
| <b>ENVIRONMENTAL CONDITIONS</b>                              | 23deg. C, 70%RH | <b>INPUT POWER</b>     | AC 120V/60Hz  |
| <b>TESTED BY</b>                                             | Jace Hu         |                        |               |
| <b>ANTENNA POLARITY &amp; TEST DISTANCE: VERTICAL AT 3 M</b> |                 |                        |               |

|   | Freq        | Level  | Read Level | Limit Line | Over Limit | Factor | Remark | Pol/Phase |
|---|-------------|--------|------------|------------|------------|--------|--------|-----------|
|   | MHz         | dBm/m  | dBm        | dBm/m      | dB         | dB/m   |        |           |
| 1 | PP 1684.000 | -50.06 | -53.77     | -13.00     | -37.06     | 3.71   | Peak   | Vertical  |
| 2 | 2640.000    | -50.50 | -58.03     | -13.00     | -37.50     | 7.53   | Peak   | Vertical  |





BUREAU VERITAS

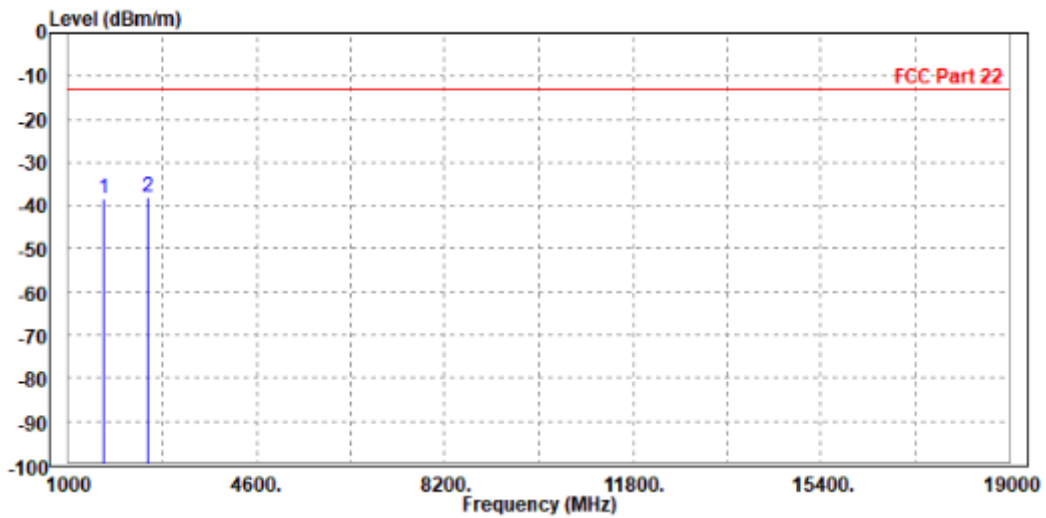
Test Report No.: W7L-P21090005RF04

LTE Band 5

CHANNEL BANDWIDTH: 1.4MHz / QPSK

|                                                                |                  |                 |               |
|----------------------------------------------------------------|------------------|-----------------|---------------|
| MODE                                                           | TX channel 20525 | FREQUENCY RANGE | Above 1000MHz |
| ENVIRONMENTAL CONDITIONS                                       | 23deg. C, 70%RH  | INPUT POWER     | AC 120V/60Hz  |
| TESTED BY                                                      | Jace Hu          |                 |               |
| <b>ANTENNA POLARITY &amp; TEST DISTANCE: HORIZONTAL AT 3 M</b> |                  |                 |               |

|      | Freq     | Level  | Read Level | Limit Line | Over Limit | Factor | Remark | Pol/Phase  |
|------|----------|--------|------------|------------|------------|--------|--------|------------|
|      | MHz      | dBm/m  | dBm        | dBm/m      | dB         | dB/m   |        |            |
| 1    | 1666.000 | -38.42 | -41.89     | -13.00     | -25.42     | 3.47   | Peak   | Horizontal |
| 2 PP | 2509.500 | -38.07 | -46.13     | -13.00     | -25.07     | 8.06   | Peak   | Horizontal |



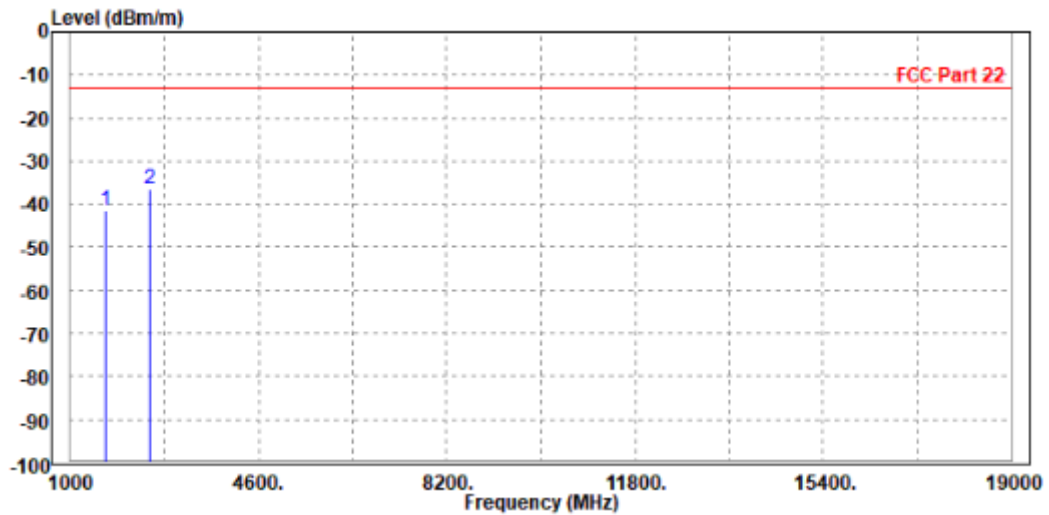


**BUREAU  
VERITAS**

**Test Report No.: W7L-P21090005RF04**

|                                                              |                  |                        |               |
|--------------------------------------------------------------|------------------|------------------------|---------------|
| <b>MODE</b>                                                  | TX channel 20525 | <b>FREQUENCY RANGE</b> | Above 1000MHz |
| <b>ENVIRONMENTAL CONDITIONS</b>                              | 23deg. C, 70%RH  | <b>INPUT POWER</b>     | AC 120V/60Hz  |
| <b>TESTED BY</b>                                             | Jace Hu          |                        |               |
| <b>ANTENNA POLARITY &amp; TEST DISTANCE: VERTICAL AT 3 M</b> |                  |                        |               |

|      | Freq     | Level  | Read Level | Limit Line | Over Limit | Factor | Remark | Pol/Phase |
|------|----------|--------|------------|------------|------------|--------|--------|-----------|
|      | MHz      | dBm/m  | dBm        | dBm/m      | dB         | dB/m   |        |           |
| 1    | 1666.000 | -41.31 | -44.85     | -13.00     | -28.31     | 3.54   | Peak   | Vertical  |
| 2 PP | 2509.500 | -36.41 | -43.51     | -13.00     | -23.41     | 7.10   | Peak   | Vertical  |





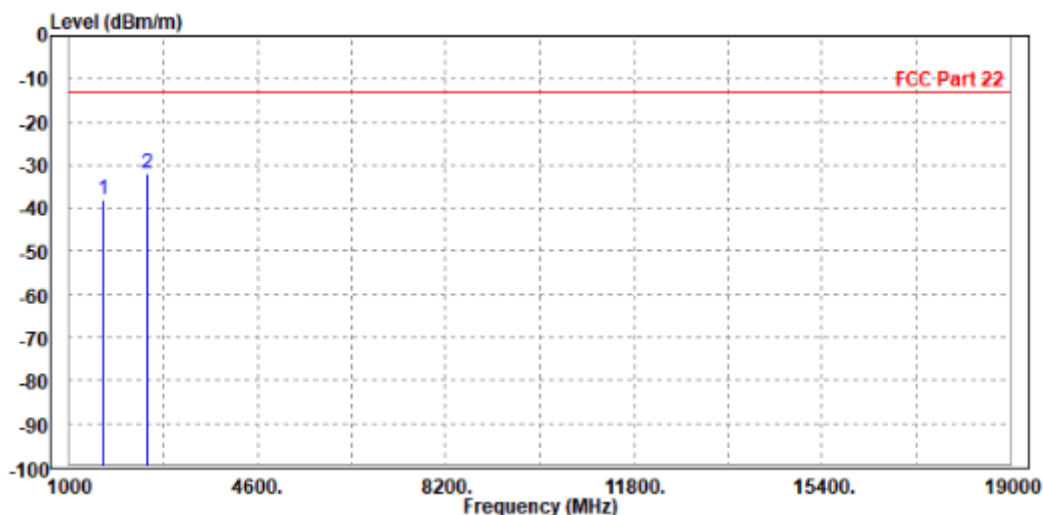
Test Report No.: W7L-P21090005RF04

CHANNEL BANDWIDTH: 3MHz / QPSK

CH20415

|                                                                |                  |                 |               |
|----------------------------------------------------------------|------------------|-----------------|---------------|
| MODE                                                           | TX channel 20415 | FREQUENCY RANGE | Above 1000MHz |
| ENVIRONMENTAL CONDITIONS                                       | 23deg. C, 70%RH  | INPUT POWER     | AC 120V/60Hz  |
| TESTED BY                                                      | Jace Hu          |                 |               |
| <b>ANTENNA POLARITY &amp; TEST DISTANCE: HORIZONTAL AT 3 M</b> |                  |                 |               |

|      | Freq     | Level  | Read Level | Limit Line | Over Limit | Factor | Remark | Pol/Phase  |
|------|----------|--------|------------|------------|------------|--------|--------|------------|
|      | MHz      | dBm/m  | dBm        | dBm/m      | dB         | dB/m   |        |            |
| 1    | 1651.000 | -38.21 | -41.50     | -13.00     | -25.21     | 3.29   | Peak   | Horizontal |
| 2 PP | 2476.000 | -31.91 | -39.94     | -13.00     | -18.91     | 8.03   | Peak   | Horizontal |





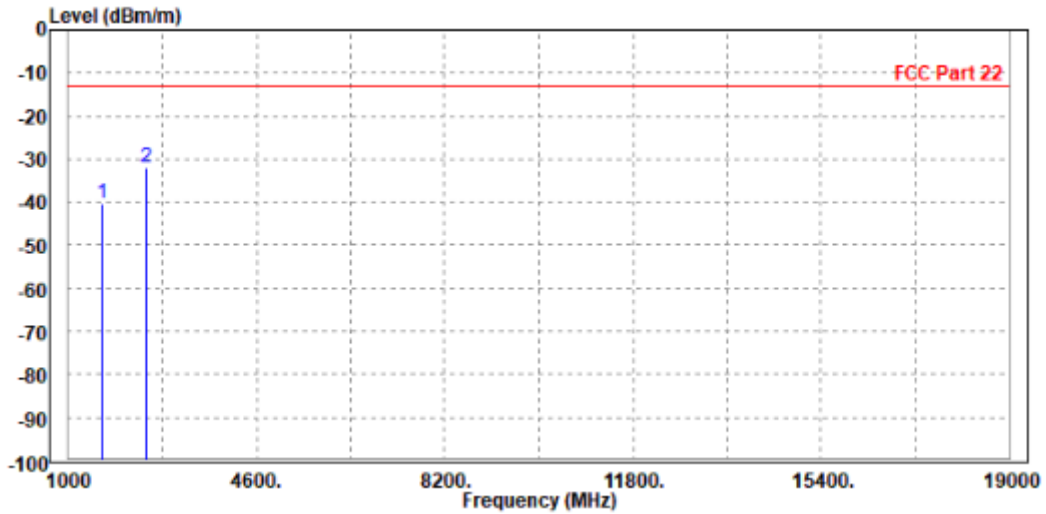


**BUREAU  
VERITAS**

**Test Report No.: W7L-P21090005RF04**

|                                                              |                  |                        |               |
|--------------------------------------------------------------|------------------|------------------------|---------------|
| <b>MODE</b>                                                  | TX channel 20415 | <b>FREQUENCY RANGE</b> | Above 1000MHz |
| <b>ENVIRONMENTAL CONDITIONS</b>                              | 23deg. C, 70%RH  | <b>INPUT POWER</b>     | AC 120V/60Hz  |
| <b>TESTED BY</b>                                             | Jace Hu          |                        |               |
| <b>ANTENNA POLARITY &amp; TEST DISTANCE: VERTICAL AT 3 M</b> |                  |                        |               |

|      | Freq     | Level  | Read Level | Limit Line | Over Limit | Factor | Remark | Pol/Phase |
|------|----------|--------|------------|------------|------------|--------|--------|-----------|
|      | MHz      | dBm/m  | dBm        | dBm/m      | dB         | dB/m   |        |           |
| 1    | 1648.000 | -40.43 | -43.81     | -13.00     | -27.43     | 3.38   | Peak   | Vertical  |
| 2 PP | 2476.000 | -32.04 | -39.08     | -13.00     | -19.04     | 7.04   | Peak   | Vertical  |





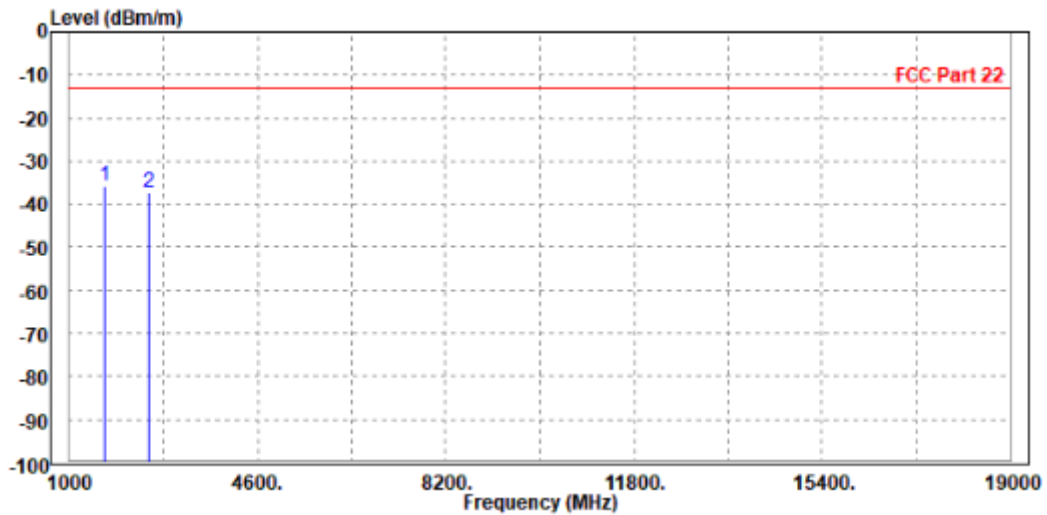
**BUREAU  
VERITAS**

Test Report No.: W7L-P21090005RF04

**CH20525**

|                                                                |                  |                        |               |
|----------------------------------------------------------------|------------------|------------------------|---------------|
| <b>MODE</b>                                                    | TX channel 20525 | <b>FREQUENCY RANGE</b> | Above 1000MHz |
| <b>ENVIRONMENTAL CONDITIONS</b>                                | 23deg. C, 70%RH  | <b>INPUT POWER</b>     | AC 120V/60Hz  |
| <b>TESTED BY</b>                                               | Jace Hu          |                        |               |
| <b>ANTENNA POLARITY &amp; TEST DISTANCE: HORIZONTAL AT 3 M</b> |                  |                        |               |

|   | Freq        | Level  | Read Level | Limit Line | Over Limit | Factor | Remark | Pol/Phase  |
|---|-------------|--------|------------|------------|------------|--------|--------|------------|
|   | MHz         | dBm/m  | dBm        | dBm/m      | dB         | dB/m   |        |            |
| 1 | PP 1666.000 | -35.89 | -39.36     | -13.00     | -22.89     | 3.47   | Peak   | Horizontal |
| 2 | 2509.500    | -37.21 | -45.27     | -13.00     | -24.21     | 8.06   | Peak   | Horizontal |



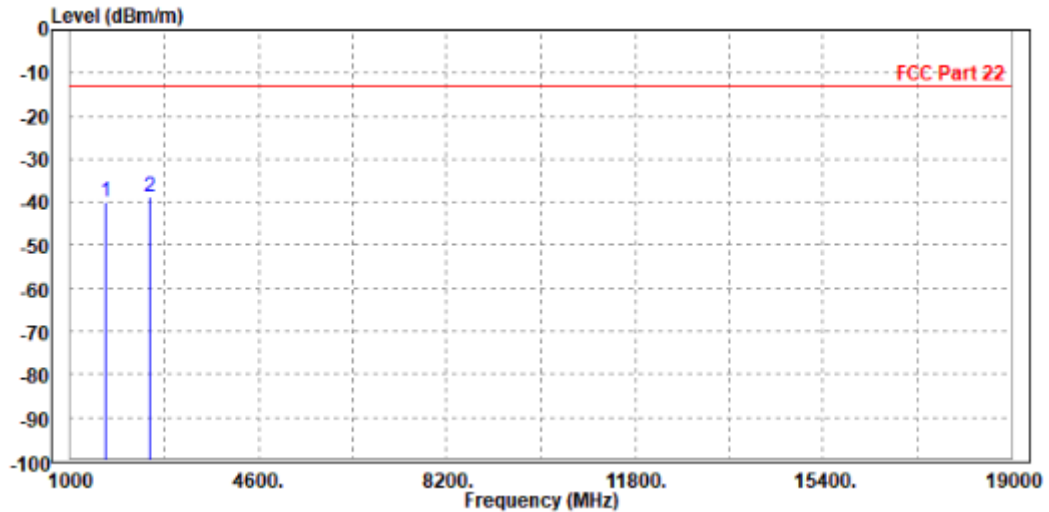


BUREAU VERITAS

Test Report No.: W7L-P21090005RF04

|                                                              |                  |                 |               |
|--------------------------------------------------------------|------------------|-----------------|---------------|
| MODE                                                         | TX channel 20525 | FREQUENCY RANGE | Above 1000MHz |
| ENVIRONMENTAL CONDITIONS                                     | 23deg. C, 70%RH  | INPUT POWER     | AC 120V/60Hz  |
| TESTED BY                                                    | Jace Hu          |                 |               |
| <b>ANTENNA POLARITY &amp; TEST DISTANCE: VERTICAL AT 3 M</b> |                  |                 |               |

|   | Freq        | Level  | Read Level | Limit Line | Over Limit | Factor | Remark | Pol/Phase |
|---|-------------|--------|------------|------------|------------|--------|--------|-----------|
|   | MHz         | dBm/m  | dBm        | dBm/m      | dB         | dB/m   |        |           |
| 1 | 1673.000    | -39.95 | -43.56     | -13.00     | -26.95     | 3.61   | Peak   | Vertical  |
| 2 | PP 2512.000 | -38.73 | -45.84     | -13.00     | -25.73     | 7.11   | Peak   | Vertical  |





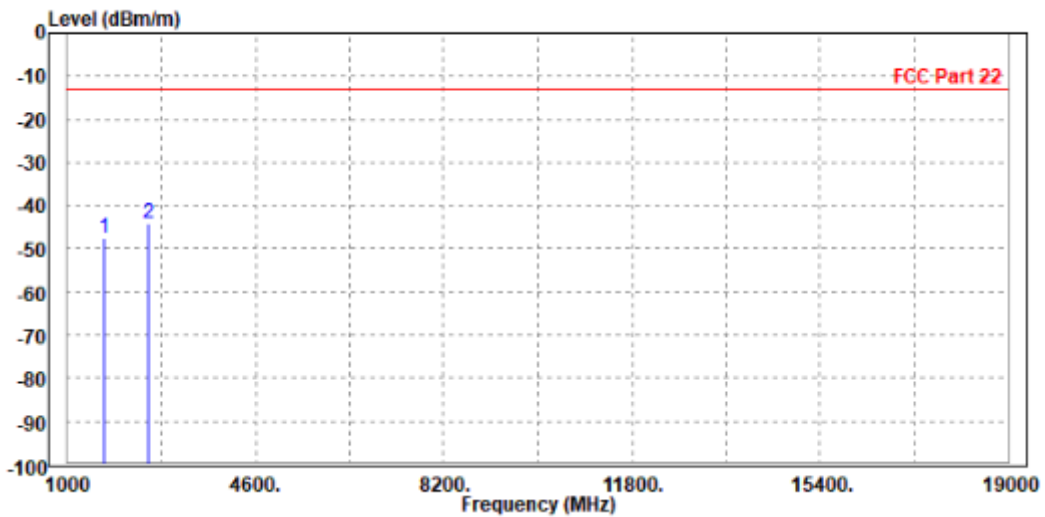
**BUREAU  
VERITAS**

Test Report No.: W7L-P21090005RF04

**CH20635**

|                                                                |                  |                        |               |
|----------------------------------------------------------------|------------------|------------------------|---------------|
| <b>MODE</b>                                                    | TX channel 20635 | <b>FREQUENCY RANGE</b> | Above 1000MHz |
| <b>ENVIRONMENTAL CONDITIONS</b>                                | 23deg. C, 70%RH  | <b>INPUT POWER</b>     | AC 120V/60Hz  |
| <b>TESTED BY</b>                                               | Jace Hu          |                        |               |
| <b>ANTENNA POLARITY &amp; TEST DISTANCE: HORIZONTAL AT 3 M</b> |                  |                        |               |

|      | Freq     | Level  | Read Level | Limit Line | Over Limit | Factor | Remark | Pol/Phase  |
|------|----------|--------|------------|------------|------------|--------|--------|------------|
|      | MHz      | dBm/m  | dBm        | dBm/m      | dB         | dB/m   |        |            |
| 1    | 1702.000 | -47.51 | -51.42     | -13.00     | -34.51     | 3.91   | Peak   | Horizontal |
| 2 PP | 2542.500 | -44.22 | -52.32     | -13.00     | -31.22     | 8.10   | Peak   | Horizontal |



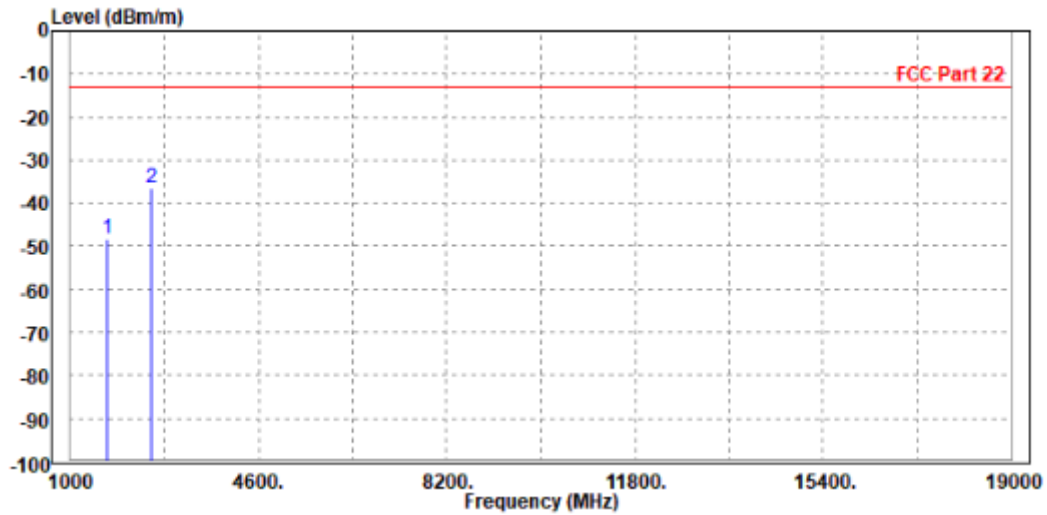


**BUREAU  
VERITAS**

**Test Report No.: W7L-P21090005RF04**

|                                                              |                  |                        |               |
|--------------------------------------------------------------|------------------|------------------------|---------------|
| <b>MODE</b>                                                  | TX channel 20635 | <b>FREQUENCY RANGE</b> | Above 1000MHz |
| <b>ENVIRONMENTAL CONDITIONS</b>                              | 23deg. C, 70%RH  | <b>INPUT POWER</b>     | AC 120V/60Hz  |
| <b>TESTED BY</b>                                             | Jace Hu          |                        |               |
| <b>ANTENNA POLARITY &amp; TEST DISTANCE: VERTICAL AT 3 M</b> |                  |                        |               |

|      | Freq     | Level  | Read Level | Limit Line | Over Limit | Factor | Remark | Pol/Phase |
|------|----------|--------|------------|------------|------------|--------|--------|-----------|
|      | MHz      | dBm/m  | dBm        | dBm/m      | dB         | dB/m   |        |           |
| 1    | 1702.000 | -48.48 | -52.35     | -13.00     | -35.48     | 3.87   | Peak   | Vertical  |
| 2 PP | 2542.500 | -36.36 | -43.57     | -13.00     | -23.36     | 7.21   | Peak   | Vertical  |





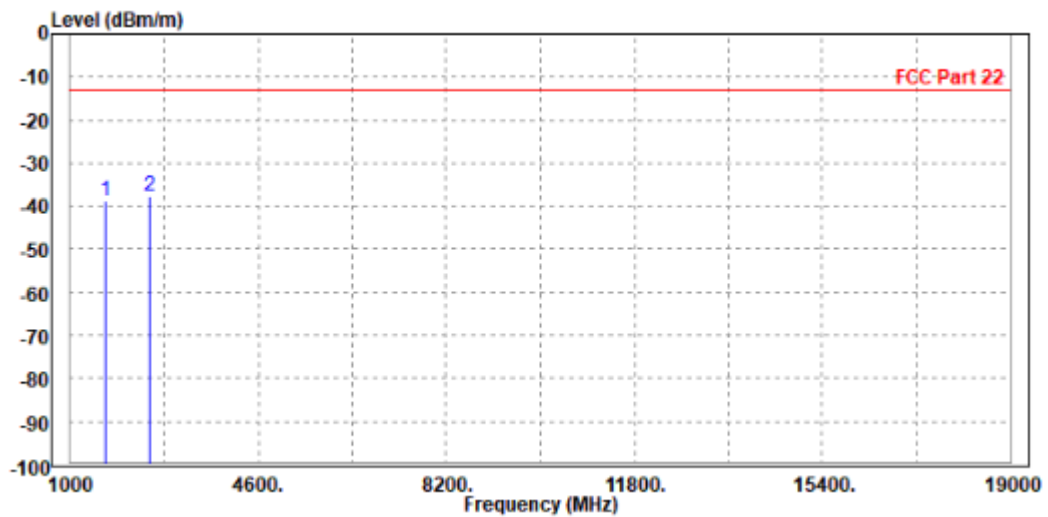
**BUREAU  
VERITAS**

Test Report No.: W7L-P21090005RF04

**CHANNEL BANDWIDTH: 5MHz / QPSK**

|                                                                |                  |                        |               |
|----------------------------------------------------------------|------------------|------------------------|---------------|
| <b>MODE</b>                                                    | TX channel 20525 | <b>FREQUENCY RANGE</b> | Above 1000MHz |
| <b>ENVIRONMENTAL CONDITIONS</b>                                | 23deg. C, 70%RH  | <b>INPUT POWER</b>     | AC 120V/60Hz  |
| <b>TESTED BY</b>                                               | Jace Hu          |                        |               |
| <b>ANTENNA POLARITY &amp; TEST DISTANCE: HORIZONTAL AT 3 M</b> |                  |                        |               |

|      | Freq     | Level  | Read Level | Limit Line | Over Limit | Factor | Remark | Pol/Phase  |
|------|----------|--------|------------|------------|------------|--------|--------|------------|
|      | MHz      | dBm/m  | dBm        | dBm/m      | dB         | dB/m   |        |            |
| 1    | 1673.000 | -38.81 | -42.37     | -13.00     | -25.81     | 3.56   | Peak   | Horizontal |
| 2 PP | 2512.000 | -37.83 | -45.89     | -13.00     | -24.83     | 8.06   | Peak   | Horizontal |



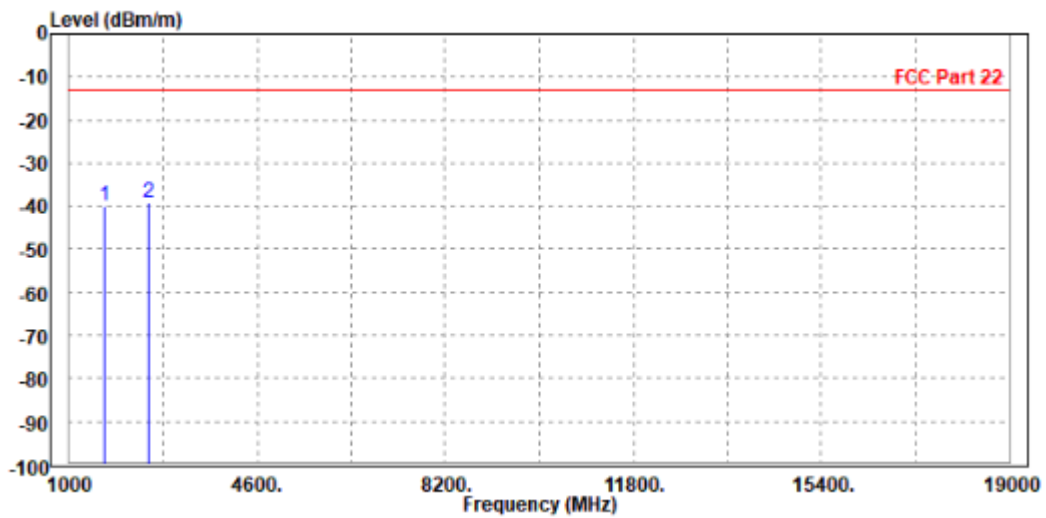


**BUREAU  
VERITAS**

**Test Report No.: W7L-P21090005RF04**

|                                                              |                  |                        |               |
|--------------------------------------------------------------|------------------|------------------------|---------------|
| <b>MODE</b>                                                  | TX channel 20525 | <b>FREQUENCY RANGE</b> | Above 1000MHz |
| <b>ENVIRONMENTAL CONDITIONS</b>                              | 23deg. C, 70%RH  | <b>INPUT POWER</b>     | AC 120V/60Hz  |
| <b>TESTED BY</b>                                             | Jace Hu          |                        |               |
| <b>ANTENNA POLARITY &amp; TEST DISTANCE: VERTICAL AT 3 M</b> |                  |                        |               |

|      | Freq     | Level  | Read Level | Limit Line | Over Limit | Factor | Remark | Pol/Phase |
|------|----------|--------|------------|------------|------------|--------|--------|-----------|
|      | MHz      | dBm/m  | dBm        | dBm/m      | dB         | dB/m   |        |           |
| 1    | 1666.000 | -40.04 | -43.58     | -13.00     | -27.04     | 3.54   | Peak   | Vertical  |
| 2 PP | 2509.500 | -39.05 | -46.15     | -13.00     | -26.05     | 7.10   | Peak   | Vertical  |





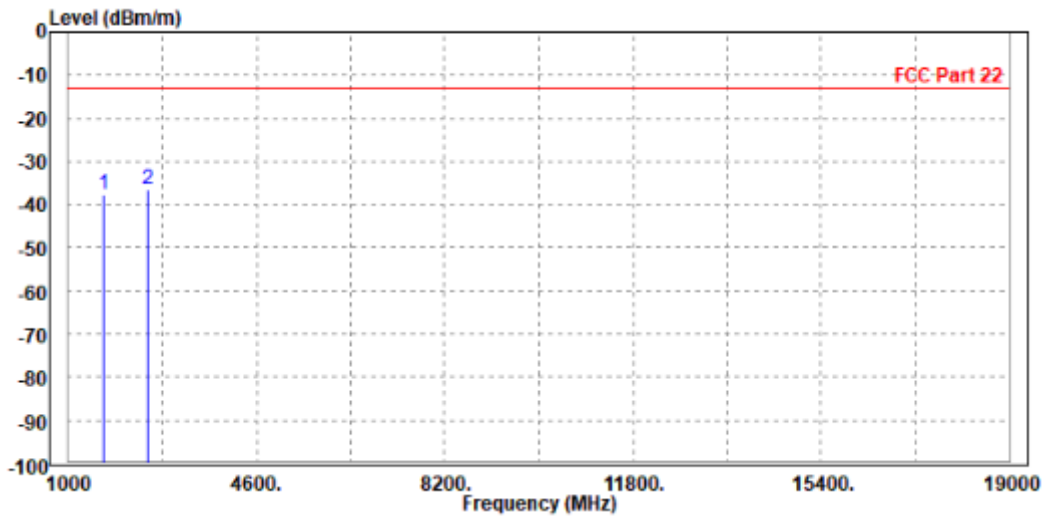
**BUREAU  
VERITAS**

**Test Report No.: W7L-P21090005RF04**

**CHANNEL BANDWIDTH: 10MHz / QPSK**

|                                                                |                  |                        |               |
|----------------------------------------------------------------|------------------|------------------------|---------------|
| <b>MODE</b>                                                    | TX channel 20525 | <b>FREQUENCY RANGE</b> | Above 1000MHz |
| <b>ENVIRONMENTAL CONDITIONS</b>                                | 23deg. C, 70%RH  | <b>INPUT POWER</b>     | AC 120V/60Hz  |
| <b>TESTED BY</b>                                               | Jace Hu          |                        |               |
| <b>ANTENNA POLARITY &amp; TEST DISTANCE: HORIZONTAL AT 3 M</b> |                  |                        |               |

|   | Freq        | Level  | Read Level | Limit Line | Over Limit | Factor | Remark | Pol/Phase  |
|---|-------------|--------|------------|------------|------------|--------|--------|------------|
|   | MHz         | dBm/m  | dBm        | dBm/m      | dB         | dB/m   |        |            |
| 1 | 1666.000    | -37.49 | -40.96     | -13.00     | -24.49     | 3.47   | Peak   | Horizontal |
| 2 | PP 2509.500 | -36.32 | -44.38     | -13.00     | -23.32     | 8.06   | Peak   | Horizontal |





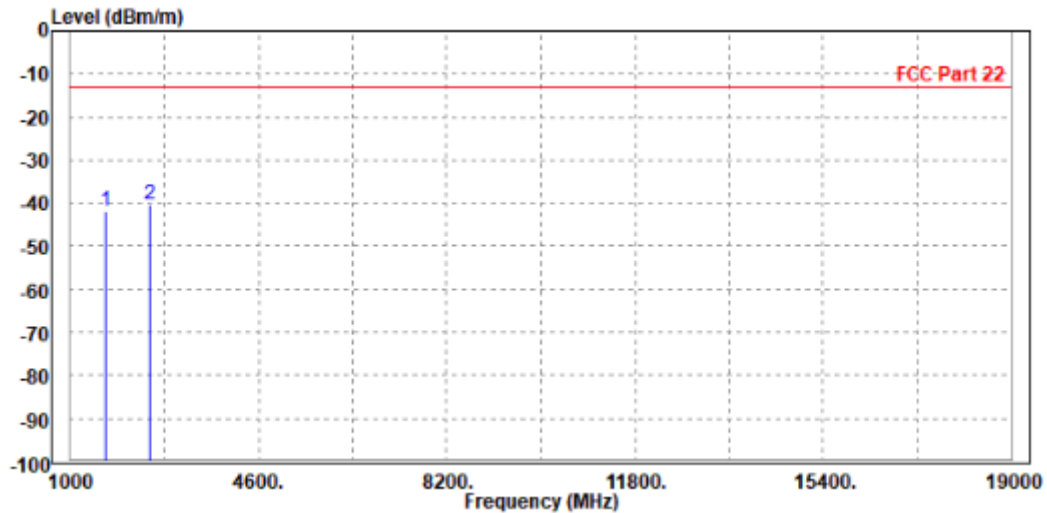


**BUREAU  
VERITAS**

**Test Report No.: W7L-P21090005RF04**

|                                                              |                  |                        |               |
|--------------------------------------------------------------|------------------|------------------------|---------------|
| <b>MODE</b>                                                  | TX channel 20525 | <b>FREQUENCY RANGE</b> | Above 1000MHz |
| <b>ENVIRONMENTAL CONDITIONS</b>                              | 23deg. C, 70%RH  | <b>INPUT POWER</b>     | AC 120V/60Hz  |
| <b>TESTED BY</b>                                             | Jace Hu          |                        |               |
| <b>ANTENNA POLARITY &amp; TEST DISTANCE: VERTICAL AT 3 M</b> |                  |                        |               |

|   | Freq        | Level  | Read Level | Limit Line | Over Limit | Factor | Remark | Pol/Phase |
|---|-------------|--------|------------|------------|------------|--------|--------|-----------|
|   | MHz         | dBm/m  | dBm        | dBm/m      | dB         | dB/m   |        |           |
| 1 | 1666.000    | -41.95 | -45.49     | -13.00     | -28.95     | 3.54   | Peak   | Vertical  |
| 2 | PP 2509.500 | -40.31 | -47.41     | -13.00     | -27.31     | 7.10   | Peak   | Vertical  |

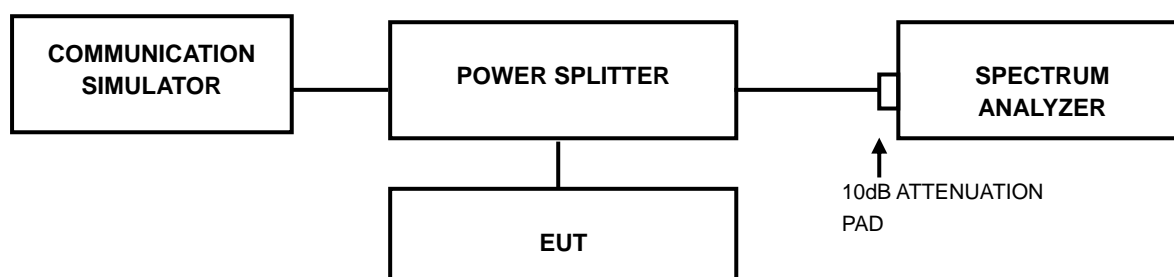


### 3.7 PEAK TO AVERAGE RATIO

#### 3.7.1 LIMITS OF PEAK TO AVERAGE RATIO MEASUREMENT

In measuring transmissions in this band using an average power technique, the peak to-average ratio (PAR) of the transmission may not exceed 13 dB

#### 3.7.2 TEST SETUP



#### 3.7.3 TEST PROCEDURES

1. Set resolution/measurement bandwidth  $\geq$  signal's occupied bandwidth;
2. Set the number of counts to a value that stabilizes the measured CCDF curve;
3. Record the maximum PAPR level associated with a probability of 0.1%.



**BUREAU**  
**VERITAS**

**Test Report No.: W7L-P21090005RF04**

### 3.7.4 TEST RESULTS

NOTE: N/A refer to original report RF180521W014-1



Test Report No.: W7L-P21090005RF04

## 4 PHOTOGRAPHS OF THE TEST CONFIGURATION

Please refer to the attached file (Test Setup Photo).



Test Report No.: W7L-P21090005RF04

## 5 INFORMATION ON THE TESTING LABORATORIES

We, BV 7LAYERS COMMUNICATIONS TECHNOLOGY (SHENZHEN) CO. LTD., were founded in 2015 to provide our best service in EMC, Radio, Telecom and Safety consultation. Our laboratories are accredited and approved according to ISO/IEC 17025.

If you have any comments, please feel free to contact us at the following:

**Shenzhen EMC/RF Lab:**

Tel: +86-755-88696566

Fax: +86-755-88696577

**Email:** [customerservice.dg@cn.bureauveritas.com](mailto:customerservice.dg@cn.bureauveritas.com)

**Web Site:** [www.adt.com.tw](http://www.adt.com.tw)

The address and road map of all our labs can be found in our web site also.



**BUREAU  
VERITAS**

Test Report No.: W7L-P21090005RF04

## **6 APPENDIX A – MODIFICATIONS RECORDERS FOR ENGINEERING CHANGES TO THE EUT BY THE LAB**

No any modifications are made to the EUT by the lab during the test.

**---END---**