



FCC RF Test Report

APPLICANT : PAX Technology Limited
EQUIPMENT : Integrated Smart Terminal
BRAND NAME : PAX
MODEL NAME : E600
FCC ID : V5PE600
STANDARD : 47 CFR Part 2, 22(H), 24(E), 27(L), 27(H), 27(F)
CLASSIFICATION : PCS Licensed Transmitter (PCB)

The product was installed a WWAN module during the test (Brand Name: MeiG Smart Technology Co., Ltd, Model Name: SLM757A, FCC ID: 2APJ4-SLM757A).

This is a data re-used report which is only valid together with the original test report. The product was received on Oct. 29, 2018 and testing was completed on Nov. 13, 2018. We, Sporton International (Shenzhen) Inc., would like to declare that the tested sample has been evaluated in accordance with the test procedures and has been in compliance with the applicable technical standards.

The test results in this report apply exclusively to the tested model / sample. Without written approval of Sporton International (Shenzhen) Inc., the test report shall not be reproduced except in full.



Approved by: Eric Shih / Manager

Sporton International (Shenzhen) Inc.

**1/F, 2/F, Bldg 5, Shiling Industrial Zone, Xinwei Village, Xili, Nanshan Shenzhen City
Guangdong Province 518055 China**



TABLE OF CONTENTS

REVISION HISTORY..... 3
SUMMARY OF TEST RESULT 4
1 GENERAL DESCRIPTION 5
1.1 Applicant 5
1.2 Manufacturer 5
1.3 Product Feature of Equipment Under Test..... 5
1.4 Product Specification of Equipment Under Test..... 6
1.5 Modification of EUT 6
1.6 Maximum ERP/EIRP Power, Frequency Tolerance, and Emission Designator 7
1.7 Testing Location 9
1.8 Applicable Standards..... 9
2 TEST CONFIGURATION OF EQUIPMENT UNDER TEST 10
2.1 Test Mode 10
2.2 Connection Diagram of Test System 11
2.3 Support Unit used in test configuration and system 11
2.4 Frequency List of Low/Middle/High Channels 12
3 CONDUCTED TEST ITEMS 14
3.1 Measuring Instruments 14
3.2 Test Setup 14
3.3 Test Result of Conducted Test 14
3.4 Conducted Output Power and ERP/EIRP 15
4 RADIATED TEST ITEMS 16
4.1 Measuring Instruments 16
4.2 Test Setup 16
4.3 Test Result of Radiated Test 16
4.4 Radiated Spurious Emission 17
5 LIST OF MEASURING EQUIPMENT 18
6 UNCERTAINTY OF EVALUATION 19
APPENDIX A. TEST RESULTS OF CONDUCTED TEST
APPENDIX B. TEST RESULTS OF RADIATED TEST
APPENDIX C. TEST SETUP PHOTOGRAPHS



SUMMARY OF TEST RESULT

Report Section	FCC Rule	Description	Limit	Result	Remark
3.4	§2.1046	Conducted Output Power	Reporting Only	PASS	-
	§22.913(a)(5)	Effective Radiated Power (Band 5)	ERP < 7 Watt	PASS	-
	§27.50(b)(10) §27.50(c)(10)	Effective Radiated Power (Band 12) (Band 13) (Band 17)	ERP < 3 Watt	PASS	-
	§24.232(c)	Equivalent Isotropic Radiated Power (Band 2)	EIRP < 2Watt	PASS	-
	§27.50(d)(4)	Equivalent Isotropic Radiated Power (Band 4)	EIRP < 1Watt	PASS	-
-	§24.232(d)	Peak-to-Average Ratio	<13 dB	PASS	1
-	§2.1049	Occupied Bandwidth	Reporting Only	PASS	1
-	§2.1051 §22.917(a) §24.238(a) §27.53(c)(2)(4) §27.53(g) §27.53(h)	Conducted Band Edge Measurement (Band 2) (Band 4) (Band 5) (Band 12) (Band 13) (Band 17)	< 43+10log ₁₀ (P[Watts])	PASS	1
-	§2.1051 §22.917(a) §24.238(a) §27.53(c)(2) §27.53(g) §27.53(h)	Conducted Spurious Emission (Band 2) (Band 4) (Band 5) (Band 12) (Band 13) (Band 17)	< 43+10log ₁₀ (P[Watts])	PASS	1
-	§2.1055 §22.355	Frequency Stability Temperature & Voltage	< 2.5 ppm for Part 22H	PASS	1
	§2.1055 §24.235 §27.54		Within Authorized Band		
4.4	§2.1053 §22.917(a) §24.238(a) §27.53(c)(2) §27.53(f) §27.53(g) §27.53(h)	Radiated Spurious Emission (Band 2) (Band 4) (Band 5) (Band 12) (Band 13) (Band 17)	< 43+10log ₁₀ (P[Watts])	PASS	Under limit 11.37 dB at 5195.610 MHz

Remark 1: Test items are performed on module RF report which can be referred to Sporton report number FG891203B.



1 General Description

1.1 Applicant

PAX Technology Limited

Room 2416, 24/F., Sun Hung Kai Centre, 30 Harbour Road, Wanchai, Hong Kong

1.2 Manufacturer

PAX Computer Technology (Shenzhen) Co., Ltd.

4/F, No.3 Building, Software Park, Second Central Science-Tech Road, High-Tech industrial Park, Shenzhen, Guangdong, P.R.C.

1.3 Product Feature of Equipment Under Test

Product Feature	
Equipment	Integrated Smart Terminal
Brand Name	PAX
Model Name	E600
FCC ID	V5PE600
EUT supports Radios application	WCDMA/HSPA/HSPA+(16QAM uplink is not supported)LTE/NFC WLAN 2.4GHz 802.11b/g/n HT20/HT40 WLAN 5GHz 802.11a/n HT20/HT40 Bluetooth BR/EDR/LE
IMEI Code	Radiation: 868621028932196
HW Version	N/A
SW Version	N/A
EUT Stage	Production Unit



1.4 Product Specification of Equipment Under Test

Standards-related Product Specification	
Tx Frequency	LTE Band 2 : 1850.7 MHz ~ 1909.3 MHz LTE Band 4 : 1710.7 MHz ~ 1754.3 MHz LTE Band 5 : 824.7 MHz ~ 848.3 MHz LTE Band 12 : 699.7 MHz ~ 715.3 MHz LTE Band 13 : 779.5 MHz ~ 784.5 MHz LTE Band 17 : 706.5 MHz ~ 713.5 MHz
Rx Frequency	LTE Band 2 : 1930.7 MHz ~ 1989.3 MHz LTE Band 4 : 2110.7 MHz ~ 2154.3 MHz LTE Band 5 : 869.7 MHz ~ 893.3 MHz LTE Band 12 : 729.7 MHz ~ 745.3 MHz LTE Band 13 : 748.5 MHz ~ 753.5 MHz LTE Band 17 : 736.5 MHz ~ 743.5 MHz
Bandwidth	LTE Band 2 : 1.4MHz / 3MHz / 5MHz / 10MHz / 15MHz / 20MHz LTE Band 4 : 1.4MHz / 3MHz / 5MHz / 10MHz / 15MHz / 20MHz LTE Band 5 : 1.4MHz / 3MHz / 5MHz / 10MHz LTE Band 12 : 1.4MHz / 3MHz / 5MHz / 10MHz LTE Band 13 : 5MHz / 10MHz LTE Band 17 : 5MHz / 10MHz
Maximum Output Power to Antenna	LTE Band 2 : 22.64 dBm LTE Band 4 : 23.55 dBm LTE Band 5 : 22.30 dBm LTE Band 13 : 22.81 dBm LTE Band 12 : 23.26 dBm LTE Band 17 : 22.80 dBm
Antenna Gain	LTE Band 2 : 1.50 dBi LTE Band 4 : 1.50 dBi LTE Band 5 : 1.50 dBi LTE Band 12 : 1.50 dBi LTE Band 13 : 1.50 dBi LTE Band 17 : 1.50 dBi
Type of Modulation	QPSK / 16QAM

1.5 Modification of EUT

No modifications are made to the EUT during all test items.



1.6 Maximum ERP/EIRP Power, Frequency Tolerance, and Emission Designator

LTE Band 2		QPSK	16QAM
BW (MHz)	Frequency Range (MHz)	Maximum EIRP(W)	Maximum EIRP(W)
1.4	1850.7 ~ 1909.3	0.2443	0.2208
3	1851.5 ~ 1908.5	0.2495	0.2228
5	1852.5 ~ 1907.5	0.2564	0.2046
10	1855.0 ~ 1905.0	0.2570	0.2254
15	1857.5 ~ 1902.5	0.2477	0.1995
20	1860.0 ~ 1900.0	0.2594	0.1936
LTE Band 4		QPSK	16QAM
BW (MHz)	Frequency Range (MHz)	Maximum EIRP(W)	Maximum EIRP(W)
1.4	1710.7 ~ 1754.3	0.3133	0.2600
3	1711.5 ~ 1753.5	0.3119	0.2350
5	1712.5 ~ 1752.5	0.3062	0.2377
10	1715.0 ~ 1750.0	0.3148	0.2360
15	1717.5 ~ 1747.5	0.3141	0.2339
20	1720.0 ~ 1745.0	0.3199	0.2455
LTE Band 5		QPSK	16QAM
BW (MHz)	Frequency Range (MHz)	Maximum ERP(W)	Maximum ERP(W)
1.4	824.7 ~ 848.3	0.1449	0.1114
3	825.5 ~ 847.5	0.1429	0.1028
5	826.5 ~ 846.5	0.1455	0.1089
10	829.0 ~ 844.0	0.1462	0.1183



LTE Band 12		QPSK	16QAM
BW (MHz)	Frequency Range (MHz)	Maximum ERP(W)	Maximum ERP(W)
1.4	699.7 ~ 715.3	0.1811	0.1528
3	700.5 ~ 714.5	0.1824	0.1442
5	701.5 ~ 713.5	0.1799	0.1445
10	704.0 ~ 711.0	0.1824	0.1496
LTE Band 13		QPSK	16QAM
BW (MHz)	Frequency Range (MHz)	Maximum ERP(W)	Maximum ERP(W)
5	779.5 ~ 784.5	0.1641	0.1343
10	782.0	0.1644	0.1306
LTE Band 17		QPSK	16QAM
BW (MHz)	Frequency Range (MHz)	Maximum ERP(W)	Maximum ERP(W)
5	706.5 ~ 713.5	0.1574	0.1291
10	709.0 ~ 711.0	0.1641	0.1340



1.7 Testing Location

Sporton International (Shenzhen) Inc. is accredited to ISO 17025 by National Voluntary Laboratory Accreditation Program (NVLAP code: 600156-0).

Test Site	Sporton International (Shenzhen) Inc.		
Test Site Location	No. 3 Bldg the third floor of south, Shahe River west, Fengzeyuan Warehouse, Nanshan District, Shenzhen City, Guangdong Province 518055, China TEL: +86-755- 3320-2398		
Test Site No.	Sporton Site No.	FCC designation No.	FCC Test Firm Registration No.
	03CH02-SZ	CN5019	577730

1.8 Applicable Standards

According to the specifications of the manufacturer, the EUT must comply with the requirements of the following standards:

- 47 CFR Part 2, 22(H), 24(E), 27(L), 27(H), 27(F)
- ANSI C63.26-2015
- FCC KDB 971168 D01 Power Meas License Digital Systems v03r01
- FCC KDB 412172 D01 Determining ERP and EIRP v01r01

Remark:

1. All test items were verified and recorded according to the standards and without any deviation during the test.
2. This EUT has also been tested and complied with the requirements of FCC Part 15, Subpart B, recorded in a separate test report.



2 Test Configuration of Equipment Under Test

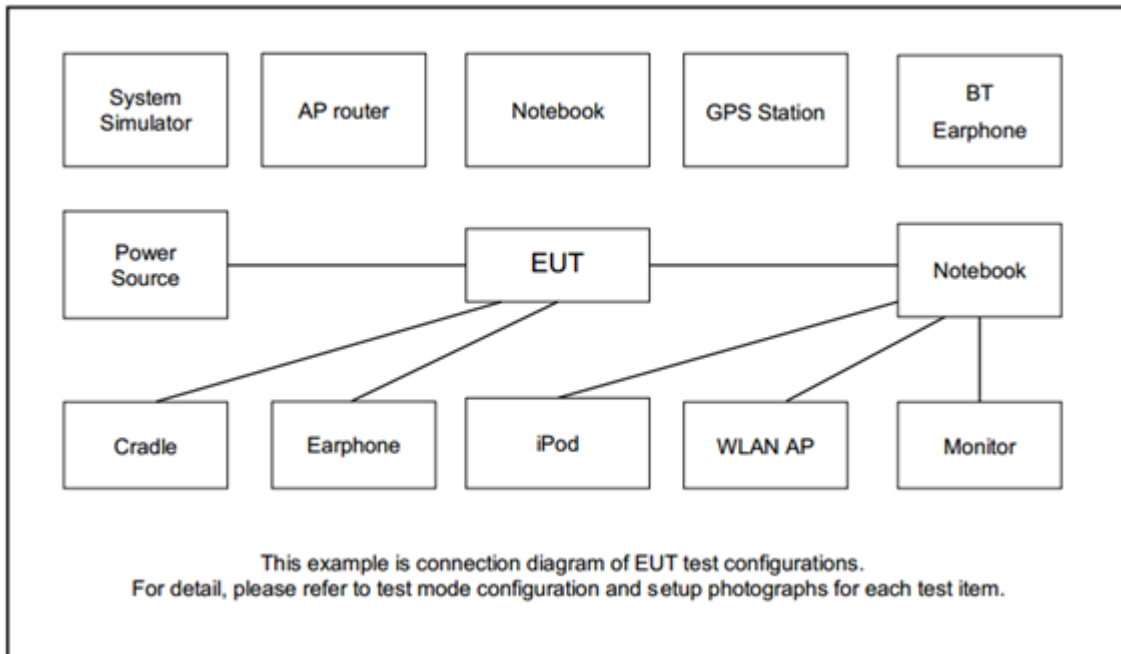
2.1 Test Mode

Antenna port conducted and radiated test items listed below are performed according to KDB 971168 D01 Power Meas License Digital Systems v03r01 with maximum output power.

Radiated measurements are performed by rotating the EUT in three different orthogonal test planes to find the maximum emission.

Test Items	Band	Bandwidth (MHz)						Modulation			RB #			Test Channel		
		1.4	3	5	10	15	20	QPSK	16QAM	64QAM	1	Half	Full	L	M	H
Max. Output Power	2	v	v	v	v	v	v	v	v	-	v	v	v	v	v	v
	4	v	v	v	v	v	v	v	v	-	v	v	v	v	v	v
	5	v	v	v	v	-	-	v	v	-	v	v	v	v	v	v
	12	v	v	v	v	-	-	v	v	-	v	v	v	v	v	v
	13	-	-	v	v	-	-	v	v	-	v	v	v	v	v	v
	17	-	-	v	v	-	-	v	v	-	v	v	v	v	v	v
E.R.P/E.I.R.P	2	v	v	v	v	v	v	v	v	-	v			v	v	v
	4	v	v	v	v	v	v	v	v	-	v			v	v	v
	5	v	v	v	v	-	-	v	v	-	v			v	v	v
	12	v	v	v	v	-	-	v	v	-	v			v	v	v
	13	-	-	v		-	-	v	v	-	v			v	v	v
		-	-		v	-	-	v	v	-	v			v	v	v
17	-	-	v	v	-	-	v	v	-	v			v	v	v	
Radiated Spurious Emission	2	v	v	v	v	v	v	v	v	-	v			v	v	v
	4	v	v	v	v	v	v	v	v	-	v			v	v	v
	5	v	v	v	v	-	-	v	v	-	v			v	v	v
	12	v	v	v	v	-	-	v	v	-	v			v	v	v
	13	-	-	v		-	-	v	v	-	v			v	v	v
		-	-		v	-	-	v	v	-	v			v	v	v
17	-	-	v	v	-	-	v	v	-	v			v	v	v	
Note	<ol style="list-style-type: none"> The mark "v" means that this configuration is chosen for testing The mark "-" means that this bandwidth is not supported. The device is investigated from 30MHz to 10 times of fundamental signal for radiated spurious emission test under different RB size/offset and modulations in exploratory test. Subsequently, only the worst case emissions are reported. 															

2.2 Connection Diagram of Test System



2.3 Support Unit used in test configuration and system

Item	Equipment	Trade Name	Model No.	FCC ID	Data Cable	Power Cord
1.	LTE Base Station	Anritsu	MT8820C	N/A	Unshielded,1.8m	LTE Base Station
2.	Earphone	Apple	MC690ZP/A	N/A	Shielded,1.0m	N/A



2.4 Frequency List of Low/Middle/High Channels

LTE Band 2 Channel and Frequency List				
BW [MHz]	Channel/Frequency(MHz)	Lowest	Middle	Highest
20	Channel	18700	18900	19100
	Frequency	1860	1880	1900
15	Channel	18675	18900	19125
	Frequency	1857.5	1880	1902.5
10	Channel	18650	18900	19150
	Frequency	1855	1880	1905
5	Channel	18625	18900	19175
	Frequency	1852.5	1880	1907.5
3	Channel	18615	18900	19185
	Frequency	1851.5	1880	1908.5
1.4	Channel	18607	18900	19193
	Frequency	1850.7	1880	1909.3

LTE Band 4 Channel and Frequency List				
BW [MHz]	Channel/Frequency(MHz)	Lowest	Middle	Highest
20	Channel	20050	20175	20300
	Frequency	1720	1732.5	1745
15	Channel	20025	20175	20325
	Frequency	1717.5	1732.5	1747.5
10	Channel	20000	20175	20350
	Frequency	1715	1732.5	1750
5	Channel	19975	20175	20375
	Frequency	1712.5	1732.5	1752.5
3	Channel	19965	20175	20385
	Frequency	1711.5	1732.5	1753.5
1.4	Channel	19957	20175	20393
	Frequency	1710.7	1732.5	1754.3



LTE Band 5 Channel and Frequency List				
BW [MHz]	Channel/Frequency(MHz)	Lowest	Middle	Highest
10	Channel	20450	20525	20600
	Frequency	829	836.5	844
5	Channel	20425	20525	20625
	Frequency	826.5	836.5	846.5
3	Channel	20415	20525	20635
	Frequency	825.5	836.5	847.5
1.4	Channel	20407	20525	20643
	Frequency	824.7	836.5	848.3

LTE Band 12 Channel and Frequency List				
BW [MHz]	Channel/Frequency(MHz)	Lowest	Middle	Highest
10	Channel	23060	23095	23130
	Frequency	704	707.5	711
5	Channel	23035	23095	23155
	Frequency	701.5	707.5	713.5
3	Channel	23025	23095	23165
	Frequency	700.5	707.5	714.5
1.4	Channel	23017	23095	23173
	Frequency	699.7	707.5	715.3

LTE Band 13 Channel and Frequency List				
BW [MHz]	Channel/Frequency(MHz)	Lowest	Middle	Highest
10	Channel	-	23230	-
	Frequency	-	782	-
5	Channel	23205	23230	23255
	Frequency	779.5	782	784.5

LTE Band 17 Channel and Frequency List				
BW [MHz]	Channel/Frequency(MHz)	Lowest	Middle	Highest
10	Channel	23780	23790	23800
	Frequency	709	710	711
5	Channel	23755	23790	23825
	Frequency	706.5	710	713.5

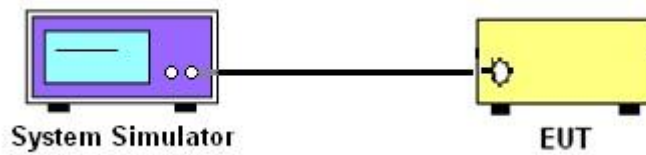
3 Conducted Test Items

3.1 Measuring Instruments

See list of measuring instruments of this test report.

3.2 Test Setup

3.2.1 Conducted Output Power



3.3 Test Result of Conducted Test

Please refer to Appendix A.



3.4 Conducted Output Power and ERP/EIRP

3.4.1 Description of the Conducted Output Power Measurement and ERP/EIRP Measurement

A system simulator was used to establish communication with the EUT. Its parameters were set to force the EUT transmitting at maximum output power. The measured power in the radio frequency on the transmitter output terminals shall be reported.

The ERP of mobile transmitters must not exceed 7 Watts for LTE Band 5.

The ERP of mobile transmitters must not exceed 3 Watts for LTE Band 12, Band 13 and Band 17

The EIRP of mobile transmitters must not exceed 2 Watts for LTE Band 2.

The EIRP of mobile transmitters must not exceed 1 Watts for LTE Band 4.

According to KDB 412172 D01 Power Approach,

$EIRP = P_T + G_T - L_C$, $ERP = EIRP - 2.15$, where

P_T = transmitter output power in dBm

G_T = gain of the transmitting antenna in dBi

L_C = signal attenuation in the connecting cable between the transmitter and antenna in dB

3.4.2 Test Procedures

1. The testing follows ANSI C63.26 Section 5.2
2. The transmitter output port was connected to the system simulator.
3. Set EUT at maximum power through the system simulator.
4. Select lowest, middle, and highest channels for each band and different modulation.
5. Measure and record the power level from the system simulator.

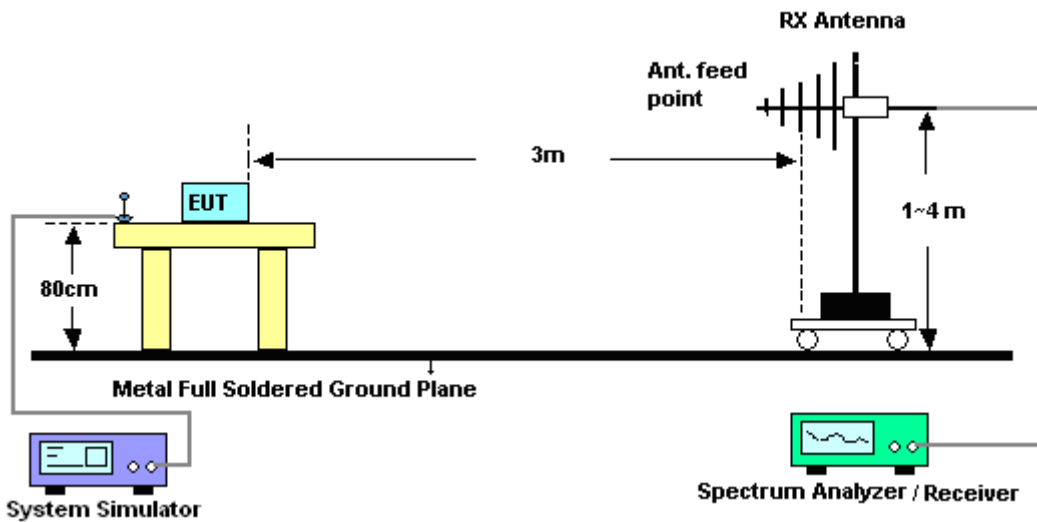
4 Radiated Test Items

4.1 Measuring Instruments

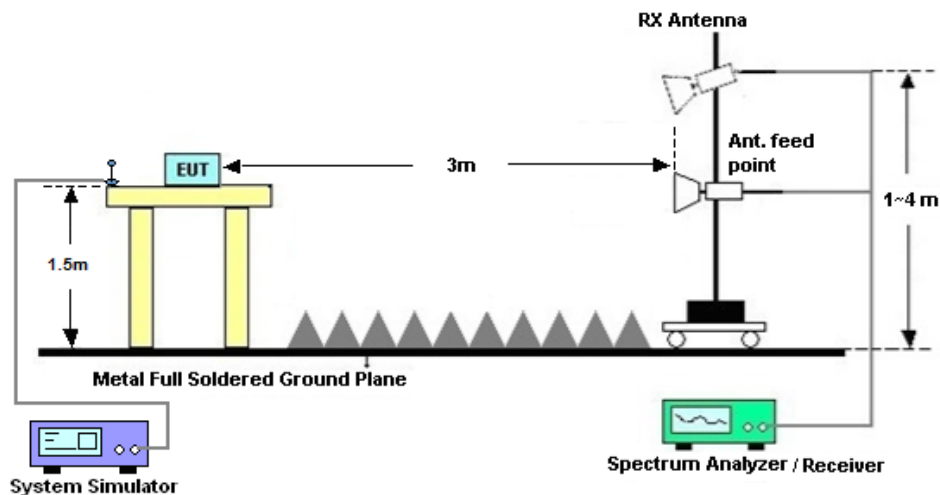
See list of measuring instruments of this test report.

4.2 Test Setup

4.2.1 For radiated test from 30MHz to 1GHz



4.2.2 For radiated test above 1GHz



4.3 Test Result of Radiated Test

Please refer to Appendix B.



4.4 Radiated Spurious Emission

4.4.1 Description of Radiated Spurious Emission

The radiated spurious emission was measured by substitution method according to ANSI C63.26. The power of any emission outside of the authorized operating frequency ranges must be attenuated below the transmitter power (P) by a factor of at least $43 + 10 \log (P)$ dB.

For LTE Band 13

For operations in the 746-758 MHz, 775-788 MHz, and 805-806 MHz bands, emissions in the band 1559-1610 MHz shall be limited to -70 dBW/MHz equivalent isotropically radiated power (EIRP) for wideband signals, and -80 dBW EIRP for discrete emissions of less than 700 Hz bandwidth.

The spectrum is scanned from 30 MHz up to a frequency including its 10th harmonic.

4.4.2 Test Procedures

1. The testing follows ANSI C63.26 Section 5.5
2. The EUT was placed on a turntable with 0.8 meter height for frequency below 1GHz and 1.5 meter height for frequency above 1GHz respectively above ground.
3. The EUT was set 3 meters from the receiving antenna mounted on the antenna tower.
4. The table was rotated 360 degrees to determine the position of the highest spurious emission.
5. The height of the receiving antenna is varied between 1m to 4m to search the maximum spurious emission for both horizontal and vertical polarizations.
6. During the measurement, the system simulator parameters were set to force the EUT transmitting at maximum output power.
7. Make the measurement with the spectrum analyzer's RBW = 1MHz, VBW = 3MHz, taking the record of maximum spurious emission.
8. A horn antenna was substituted in place of the EUT and was driven by a signal generator.
9. Tune the output power of signal generator to the same emission level with EUT maximum spurious emission.
10. $EIRP \text{ (dBm)} = S.G. \text{ Power} - Tx \text{ Cable Loss} + Tx \text{ Antenna Gain}$
11. $ERP \text{ (dBm)} = EIRP - 2.15$
12. The RF fundamental frequency should be excluded against the limit line in the operating frequency band.

The limit line is derived from $43 + 10\log(P)$ dB below the transmitter power P(Watts)
 $= P(W) - [43 + 10\log(P)] \text{ (dB)}$
 $= [30 + 10\log(P)] \text{ (dBm)} - [43 + 10\log(P)] \text{ (dB)}$
 $= -13\text{dBm}.$



5 List of Measuring Equipment

Instrument	Manufacturer	Model No.	Serial No.	Characteristics	Calibration Date	Test Date	Due Date	Remark
EXA Spectrum Analyzer	KEYSIGHT	N9010A	MY55150213	10Hz~44GHz	Apr. 19, 2018	Nov. 13, 2018	Apr. 18, 2019	Radiation (03CH02-SZ)
Bilog Antenna	TeseQ	CBL6112D	35407	30MHz~2GHz	May 10, 2018	Nov. 13, 2018	May 09, 2019	Radiation (03CH02-SZ)
Double Ridge Horn Antenna	SCHWARZBECK	BBHA	9120D-1285	1GHz~18GHz	Dec. 13, 2017	Nov. 13, 2018	Dec. 12, 2018	Radiation (03CH02-SZ)
HF Amplifier	MITEQ	TTA1840-35-HG	1871923	18GHz~40GHz	Jul. 30, 2018	Nov. 13, 2018	Jul. 29, 2019	Radiation (03CH02-SZ)
SHF-EHF Horn	com-power	AH-840	101071	18Ghz-40GHz	Mar. 30, 2018	Nov. 13, 2018	Mar. 29, 2019	Radiation (03CH02-SZ)
LF Amplifier	Burgeon	BPA-530	102211	0.01~3000Mhz	Oct. 20, 2018	Nov. 13, 2018	Oct. 19, 2019	Radiation (03CH02-SZ)
HF Amplifier	Agilent	8449B	3008A01023	1GHz~26.5GHz	Oct. 20, 2018	Nov. 13, 2018	Oct. 19, 2019	Radiation (03CH02-SZ)
AC Power Source	Chroma	61601	616010002470	N/A	NCR	Nov. 13, 2018	NCR	Radiation (03CH02-SZ)
Turn Table	Chaintek	T-200	N/A	0~360 degree	NCR	Nov. 13, 2018	NCR	Radiation (03CH02-SZ)
Antenna Mast	Chaintek	MBS-400	N/A	1 m~4 m	NCR	Nov. 13, 2018	NCR	Radiation (03CH02-SZ)

NCR: No Calibration Required



6 Uncertainty of Evaluation

Uncertainty of Radiated Emission Measurement (30 MHz ~ 1000 MHz)

Measuring Uncertainty for a Level of Confidence of 95% ($U = 2Uc(y)$)	2.5dB
---	-------

Uncertainty of Radiated Emission Measurement (1 GHz ~ 18 GHz)

Measuring Uncertainty for a Level of Confidence of 95% ($U = 2Uc(y)$)	3.3dB
---	-------

Uncertainty of Radiated Emission Measurement (18 GHz ~ 40 GHz)

Measuring Uncertainty for a Level of Confidence of 95% ($U = 2Uc(y)$)	3.7dB
---	-------



Appendix A. Test Results of Conducted Test

Conducted Output Power(Average power)

LTE Band 2 Maximum Average Power [dBm]						
BW [MHz]	RB Size	RB Offset	Mod	Lowest	Middle	Highest
20	1	0	QPSK	22.22	22.16	22.20
20	1	49		22.50	22.44	22.64
20	1	99		22.29	22.24	22.30
20	50	0		21.20	21.37	21.42
20	50	24		21.15	21.30	21.29
20	50	50		21.15	21.33	21.36
20	100	0		21.06	21.43	21.44
20	1	0	16-QAM	21.07	21.13	21.10
20	1	49		21.10	21.17	21.37
20	1	99		21.09	21.34	21.08
20	50	0		20.57	20.84	20.64
20	50	24		20.64	20.78	20.77
20	50	50		20.69	20.89	20.80
20	100	0		20.59	20.81	20.76
15	1	0	QPSK	22.17	22.32	22.16
15	1	37		22.22	22.29	22.44
15	1	74		22.08	22.20	22.18
15	36	0		21.13	21.33	21.35
15	36	20		21.08	21.31	21.31
15	36	39		21.00	21.31	21.28
15	75	0		21.00	21.36	21.25
15	1	0	16-QAM	21.27	21.15	21.42
15	1	37		21.32	21.19	21.45
15	1	74		21.02	21.16	21.50
15	36	0		20.48	20.62	20.71
15	36	20		20.43	20.62	20.67
15	36	39		20.36	20.64	20.66
15	75	0		20.53	20.75	20.73



LTE Band 2 Maximum Average Power [dBm]						
BW [MHz]	RB Size	RB Offset	Mod	Lowest	Middle	Highest
10	1	0	QPSK	22.34	22.60	22.53
10	1	25		22.34	22.57	22.32
10	1	49		22.25	22.53	22.42
10	25	0		21.51	21.60	21.68
10	25	12		21.37	21.63	21.69
10	25	25		21.44	21.58	21.67
10	50	0		21.30	21.66	21.71
10	1	0	16-QAM	21.89	21.69	21.63
10	1	25		22.03	21.99	21.80
10	1	49		21.67	21.66	21.67
10	25	0		20.71	20.99	21.04
10	25	12		20.80	21.03	21.07
10	25	25		20.86	20.98	21.15
10	50	0		20.89	20.97	21.20
5	1	0	QPSK	22.42	22.46	22.52
5	1	12		22.59	22.32	22.47
5	1	24		22.38	22.47	22.45
5	12	0		21.47	21.57	21.61
5	12	7		21.46	21.54	21.72
5	12	13		21.38	21.54	21.63
5	25	0		21.48	21.58	21.60
5	1	0	16-QAM	21.37	21.49	21.29
5	1	12		21.45	21.61	21.50
5	1	24		21.18	21.41	21.33
5	12	0		20.74	20.67	20.80
5	12	7		20.74	20.73	20.75
5	12	13		20.70	20.90	20.69
5	25	0		20.77	20.88	20.93



LTE Band 2 Maximum Average Power [dBm]						
BW [MHz]	RB Size	RB Offset	Mod	Lowest	Middle	Highest
3	1	0	QPSK	22.42	22.03	22.47
3	1	8		22.46	22.14	22.40
3	1	14		22.39	22.08	22.43
3	8	0		21.79	21.84	21.94
3	8	4		21.79	21.89	21.88
3	8	7		21.73	21.83	21.89
3	15	0		21.74	21.87	21.96
3	1	0	16-QAM	21.80	21.91	21.68
3	1	8		21.74	21.98	21.60
3	1	14		21.70	21.80	21.53
3	8	0		20.69	20.97	20.97
3	8	4		20.89	20.94	20.93
3	8	7		20.91	20.96	20.86
3	15	0		20.90	20.97	20.98
1.4	1	0	QPSK	22.25	22.24	22.24
1.4	1	3		22.26	22.32	22.28
1.4	1	5		22.24	22.21	22.16
1.4	3	0		22.26	22.27	22.34
1.4	3	1		22.38	22.29	22.38
1.4	3	3		22.28	22.28	22.32
1.4	6	0		21.51	21.61	21.72
1.4	1	0	16-QAM	21.65	21.76	21.73
1.4	1	3		21.70	21.62	21.84
1.4	1	5		21.61	21.67	21.66
1.4	3	0		21.56	21.58	21.67
1.4	3	1		21.58	21.53	21.63
1.4	3	3		21.94	21.86	21.93
1.4	6	0		20.87	20.78	20.79



LTE Band 4 Maximum Average Power [dBm]						
BW [MHz]	RB Size	RB Offset	Mod	Lowest	Middle	Highest
20	1	0	QPSK	23.40	23.55	23.42
20	1	49		23.35	23.26	23.31
20	1	99		23.33	23.07	23.30
20	50	0		22.48	22.48	22.45
20	50	24		22.46	22.37	22.36
20	50	50		22.47	22.33	22.37
20	100	0		22.51	22.53	22.37
20	1	0	16-QAM	22.07	22.40	22.35
20	1	49		22.05	22.25	22.15
20	1	99		22.00	22.01	21.95
20	50	0		21.51	21.45	21.46
20	50	24		21.45	21.37	21.28
20	50	50		21.61	21.33	21.38
20	100	0		21.46	21.33	21.37
15	1	0	QPSK	23.13	23.47	23.14
15	1	37		23.45	23.23	23.45
15	1	74		23.46	23.12	23.35
15	36	0		22.36	22.52	22.29
15	36	20		22.52	22.39	22.49
15	36	39		22.42	22.29	22.43
15	75	0		22.48	22.47	22.42
15	1	0	16-QAM	21.97	21.97	22.11
15	1	37		22.13	21.70	22.19
15	1	74		22.10	21.99	21.92
15	36	0		21.39	21.43	21.29
15	36	20		21.51	21.39	21.41
15	36	39		21.47	21.27	21.42
15	75	0		21.54	21.30	21.42



LTE Band 4 Maximum Average Power [dBm]						
BW [MHz]	RB Size	RB Offset	Mod	Lowest	Middle	Highest
10	1	0	QPSK	23.04	23.41	23.13
10	1	25		23.32	23.23	23.48
10	1	49		23.17	23.09	23.45
10	25	0		22.32	22.52	22.43
10	25	12		22.45	22.34	22.43
10	25	25		22.48	22.29	22.42
10	50	0		22.39	22.43	22.47
10	1	0	16-QAM	22.06	21.86	21.94
10	1	25		22.23	22.04	21.87
10	1	49		22.16	22.07	22.08
10	25	0		21.37	21.52	21.43
10	25	12		21.42	21.45	21.53
10	25	25		21.46	21.31	21.51
10	50	0		21.45	21.45	21.57
5	1	0	QPSK	23.00	23.20	23.10
5	1	12		23.32	23.36	23.07
5	1	24		23.15	23.14	23.33
5	12	0		22.24	22.43	22.26
5	12	7		22.38	22.42	22.28
5	12	13		22.43	22.31	22.40
5	25	0		22.40	22.41	22.36
5	1	0	16-QAM	22.16	22.08	22.13
5	1	12		22.26	22.08	22.06
5	1	24		22.00	22.04	22.23
5	12	0		21.29	21.53	21.44
5	12	7		21.36	21.25	21.37
5	12	13		21.41	21.42	21.37
5	25	0		21.47	21.43	21.37



LTE Band 4 Maximum Average Power [dBm]						
BW [MHz]	RB Size	RB Offset	Mod	Lowest	Middle	Highest
3	1	0	QPSK	23.15	23.43	23.01
3	1	8		23.30	23.34	23.01
3	1	14		23.44	23.23	23.29
3	8	0		22.33	22.48	22.37
3	8	4		22.41	22.37	22.41
3	8	7		22.42	22.28	22.38
3	15	0		22.35	22.41	22.33
3	1	0	16-QAM	22.05	22.21	21.96
3	1	8		22.14	22.10	22.19
3	1	14		22.02	22.12	21.96
3	8	0		21.31	21.15	21.38
3	8	4		21.40	21.34	21.55
3	8	7		21.53	21.44	21.11
3	15	0		21.32	21.53	21.35
1.4	1	0	QPSK	23.06	23.35	23.20
1.4	1	3		23.21	23.38	23.38
1.4	1	5		23.05	23.14	23.20
1.4	3	0		23.32	23.32	23.31
1.4	3	1		23.36	23.46	23.42
1.4	3	3		23.37	23.32	23.41
1.4	6	0		22.38	22.37	22.50
1.4	1	0	16-QAM	22.51	22.42	22.10
1.4	1	3		22.45	22.35	22.29
1.4	1	5		22.32	22.49	22.09
1.4	3	0		22.18	22.64	22.19
1.4	3	1		22.23	22.21	22.19
1.4	3	3		22.23	22.65	22.55
1.4	6	0		21.09	21.46	21.27



LTE Band 5 Maximum Average Power [dBm]						
BW [MHz]	RB Size	RB Offset	Mod	Lowest	Middle	Highest
10	1	0	QPSK	22.07	21.91	22.03
10	1	25		22.27	22.30	22.28
10	1	49		22.19	22.28	22.10
10	25	0		21.15	21.01	21.10
10	25	12		21.18	21.19	21.14
10	25	25		21.04	21.14	21.01
10	50	0		21.08	21.09	21.07
10	1	0	16-QAM	21.10	21.09	21.32
10	1	25		21.03	21.10	21.24
10	1	49		21.27	21.08	21.38
10	25	0		20.17	20.15	20.25
10	25	12		20.17	20.24	20.18
10	25	25		20.06	20.19	20.18
10	50	0		20.24	20.23	20.22
5	1	0	QPSK	21.97	21.78	22.16
5	1	12		22.28	21.87	22.21
5	1	24		22.02	22.09	22.10
5	12	0		21.16	20.95	21.11
5	12	7		21.19	21.17	21.09
5	12	13		21.15	21.09	20.98
5	25	0		21.10	21.06	20.93
5	1	0	16-QAM	21.00	21.02	20.55
5	1	12		20.90	20.80	20.70
5	1	24		20.63	20.65	20.60
5	12	0		20.09	19.83	20.14
5	12	7		20.19	19.99	20.16
5	12	13		20.29	20.00	20.05
5	25	0		20.15	20.03	20.14



LTE Band 5 Maximum Average Power [dBm]						
BW [MHz]	RB Size	RB Offset	Mod	Lowest	Middle	Highest
3	1	0	QPSK	22.11	22.05	22.16
3	1	8		22.17	22.20	22.15
3	1	14		22.15	22.17	21.81
3	8	0		21.15	21.11	21.06
3	8	4		21.22	21.15	20.98
3	8	7		21.24	21.06	20.98
3	15	0		21.14	21.04	20.97
3	1	0	16-QAM	20.50	20.66	20.67
3	1	8		20.75	20.77	20.76
3	1	14		20.67	20.74	20.67
3	8	0		20.22	20.14	20.34
3	8	4		20.40	19.91	20.16
3	8	7		20.36	20.19	20.02
3	15	0		20.29	19.97	20.07
1.4	1	0	QPSK	22.08	21.92	22.04
1.4	1	3		22.24	22.15	22.03
1.4	1	5		22.16	21.94	21.75
1.4	3	0		22.22	22.08	22.21
1.4	3	1		22.26	22.12	22.17
1.4	3	3		22.14	22.12	22.15
1.4	6	0		21.14	21.05	20.94
1.4	1	0	16-QAM	20.62	20.79	20.68
1.4	1	3		20.73	20.70	20.95
1.4	1	5		20.60	20.56	20.64
1.4	3	0		21.08	20.68	20.86
1.4	3	1		21.12	20.92	20.74
1.4	3	3		21.10	20.92	20.81
1.4	6	0		20.25	19.94	20.02



LTE Band 12 Maximum Average Power [dBm]						
BW [MHz]	RB Size	RB Offset	Mod	Lowest	Middle	Highest
10	1	0	QPSK	23.01	23.26	23.14
10	1	25		22.99	23.09	23.13
10	1	49		22.97	23.11	23.11
10	25	0		22.26	22.22	22.25
10	25	12		22.09	22.18	22.21
10	25	25		22.25	22.20	22.22
10	50	0		22.21	22.27	22.26
10	1	0	16-QAM	22.12	22.15	22.20
10	1	25		22.05	22.03	22.23
10	1	49		22.30	22.40	22.28
10	25	0		21.13	21.07	21.20
10	25	12		21.22	21.19	21.08
10	25	25		21.30	21.24	21.12
10	50	0		21.09	20.98	21.23
5	1	0	QPSK	22.89	23.11	22.99
5	1	12		23.00	23.20	23.11
5	1	24		22.94	23.07	23.01
5	12	0		22.22	22.30	22.21
5	12	7		22.31	22.31	22.19
5	12	13		22.17	22.25	22.03
5	25	0		22.20	22.33	22.15
5	1	0	16-QAM	22.10	22.04	22.25
5	1	12		22.13	21.99	22.01
5	1	24		22.10	22.04	21.86
5	12	0		20.95	21.02	21.26
5	12	7		21.06	21.11	21.26
5	12	13		21.05	21.24	20.99
5	25	0		21.09	21.42	21.32



LTE Band 12 Maximum Average Power [dBm]						
BW [MHz]	RB Size	RB Offset	Mod	Lowest	Middle	Highest
3	1	0	QPSK	23.26	23.23	23.17
3	1	8		23.21	23.21	23.25
3	1	14		23.24	23.24	23.06
3	8	0		22.13	22.23	22.20
3	8	4		22.36	22.26	22.18
3	8	7		22.35	22.27	22.18
3	15	0		22.19	22.25	22.20
3	1	0	16-QAM	22.20	22.24	21.83
3	1	8		22.24	21.94	22.00
3	1	14		21.81	21.87	22.04
3	8	0		21.21	21.25	20.98
3	8	4		21.35	21.40	21.08
3	8	7		21.43	21.30	21.23
3	15	0		21.24	21.25	21.14
1.4	1	0	QPSK	23.03	22.96	22.92
1.4	1	3		23.15	23.15	23.00
1.4	1	5		23.13	23.22	23.07
1.4	3	0		23.11	23.23	23.09
1.4	3	1		23.22	23.20	23.21
1.4	3	3		23.22	23.20	23.22
1.4	6	0		22.06	22.25	22.20
1.4	1	0	16-QAM	21.73	21.86	21.52
1.4	1	3		21.83	21.87	21.75
1.4	1	5		21.70	21.75	21.67
1.4	3	0		22.17	22.10	22.08
1.4	3	1		22.26	22.49	22.04
1.4	3	3		22.31	22.40	22.49
1.4	6	0		21.06	21.12	21.10



LTE Band 13 Maximum Average Power [dBm]							
BW [MHz]	RB Size	RB Offset	Mod	Lowest	Middle	Highest	
10	1	0	QPSK		22.81		
10	1	25			22.57		
10	1	49			22.45		
10	25	0			21.74		
10	25	12			21.72		
10	25	25			21.71		
10	50	0			21.71		
10	1	0	16-QAM		21.81		
10	1	25			21.56		
10	1	49			21.50		
10	25	0			20.77		
10	25	12			20.77		
10	25	25			20.76		
10	50	0			20.83		
5	1	0	QPSK	22.58	22.71	22.69	
5	1	12			22.58	22.80	22.78
5	1	24			22.49	22.49	22.70
5	12	0			21.83	21.88	21.78
5	12	7			21.85	21.83	21.84
5	12	13			21.66	21.82	21.84
5	25	0			21.73	21.74	21.86
5	1	0	16-QAM	21.80	21.52	21.93	
5	1	12			21.58	21.56	21.71
5	1	24			21.48	21.55	21.75
5	12	0			21.04	20.67	20.70
5	12	7			20.99	20.74	20.74
5	12	13			20.79	20.92	21.00
5	25	0			20.84	20.84	20.94



LTE Band 17 Maximum Average Power [dBm]						
BW [MHz]	RB Size	RB Offset	Mod	Lowest	Middle	Highest
10	1	0	QPSK	22.61	22.51	22.32
10	1	25		22.64	22.80	22.50
10	1	49		22.55	22.75	22.32
10	25	0		21.78	21.53	21.61
10	25	12		21.72	21.66	21.59
10	25	25		21.79	21.81	21.63
10	50	0		21.75	21.77	21.56
10	1	0	16-QAM	21.88	21.75	21.56
10	1	25		21.85	21.63	21.77
10	1	49		21.92	21.83	21.70
10	25	0		20.61	20.57	20.47
10	25	12		20.77	20.54	20.53
10	25	25		20.82	20.57	20.60
10	50	0		20.82	20.64	20.62
5	1	0	QPSK	22.57	22.41	22.15
5	1	12		22.41	22.54	22.62
5	1	24		22.41	22.58	22.20
5	12	0		21.62	21.53	21.64
5	12	7		21.69	21.58	21.64
5	12	13		21.57	21.59	21.45
5	25	0		21.62	21.57	21.60
5	1	0	16-QAM	21.76	21.45	21.59
5	1	12		21.37	21.63	21.75
5	1	24		21.60	21.64	21.40
5	12	0		20.49	20.25	20.40
5	12	7		20.46	20.36	20.43
5	12	13		20.46	20.43	20.47
5	25	0		20.59	20.50	20.76



ERP/EIRP

LTE Band 2 (GT - LC =1.50 dB) QPSK									
Bandwidth	1.4M			3M			5M		
Channel	18607	18900	19193	18615	18900	19185	18625	18900	19175
	(Low)	(Mid)	(High)	(Low)	(Mid)	(High)	(Low)	(Mid)	(High)
Frequency	1850.7	1880	1909.3	1851.5	1880	1908.5	1852.5	1880	1907.5
(MHz)									
Conducted Power (dBm)	22.38	22.29	22.38	22.42	22.03	22.47	22.59	22.32	22.47
Conducted Power (Watts)	0.1730	0.1694	0.1730	0.1746	0.1596	0.1766	0.1816	0.1706	0.1766
EIRP(dBm)	23.88	23.79	23.88	23.92	23.53	23.97	24.09	23.82	23.97
EIRP(Watts)	0.2443	0.2393	0.2443	0.2466	0.2254	0.2495	0.2564	0.2410	0.2495

LTE Band 2 (GT - LC =1.50 dB) QPSK									
Bandwidth	10M			15M			20M		
Channel	18650	18900	19150	18675	18900	19125	18650	18900	19100
	(Low)	(Mid)	(High)	(Low)	(Mid)	(High)	(Low)	(Mid)	(High)
Frequency	1855	1880	1905	1857.5	1880	1902.5	1860	1880	1900
(MHz)									
Conducted Power (dBm)	22.34	22.60	22.53	22.22	22.29	22.44	22.50	22.44	22.64
Conducted Power (Watts)	0.1714	0.1820	0.1791	0.1667	0.1694	0.1754	0.1778	0.1754	0.1837
EIRP(dBm)	23.84	24.10	24.03	23.72	23.79	23.94	24.00	23.94	24.14
EIRP(Watts)	0.2421	0.2570	0.2529	0.2355	0.2393	0.2477	0.2512	0.2477	0.2594



LTE Band 2 (GT - LC =1.50 dB) 16QAM									
Bandwidth	1.4M			3M			5M		
Channel	18607	18900	19193	18615	18900	19185	18625	18900	19175
	(Low)	(Mid)	(High)	(Low)	(Mid)	(High)	(Low)	(Mid)	(High)
Frequency (MHz)	1850.7	1880	1909.3	1851.5	1880	1908.5	1852.5	1880	1907.5
Conducted Power (dBm)	21.94	21.86	21.93	21.74	21.98	21.60	21.45	21.61	21.50
Conducted Power (Watts)	0.1563	0.1535	0.1560	0.1493	0.1578	0.1445	0.1396	0.1449	0.1413
EIRP(dBm)	23.44	23.36	23.43	23.24	23.48	23.10	22.95	23.11	23.00
EIRP(Watts)	0.2208	0.2168	0.2203	0.2109	0.2228	0.2042	0.1972	0.2046	0.1995

LTE Band 2 (GT - LC = 1.50 dB) 16QAM									
Bandwidth	10M			15M			20M		
Channel	18650	18900	19150	18675	18900	19125	18650	18900	19100
	(Low)	(Mid)	(High)	(Low)	(Mid)	(High)	(Low)	(Mid)	(High)
Frequency (MHz)	1855	1880	1905	1857.5	1880	1902.5	1860	1880	1900
Conducted Power (dBm)	22.03	21.99	21.80	21.02	21.16	21.50	21.10	21.17	21.37
Conducted Power (Watts)	0.1596	0.1581	0.1514	0.1265	0.1306	0.1413	0.1288	0.1309	0.1371
EIRP(dBm)	23.53	23.49	23.30	22.52	22.66	23.00	22.60	22.67	22.87
EIRP(Watts)	0.2254	0.2234	0.2138	0.1786	0.1845	0.1995	0.1820	0.1849	0.1936



LTE Band 4 (GT - LC = 1.50 dB) QPSK									
Bandwidth	1.4M			3M			5M		
Channel	19957	20175	20393	19965	20175	20385	19975	20175	20375
	(Low)	(Mid)	(High)	(Low)	(Mid)	(High)	(Low)	(Mid)	(High)
Frequency (MHz)	1710.7	1732.5	1754.3	1711.5	1732.5	1753.5	1712.5	1732.5	1752.5
Conducted Power (dBm)	23.36	23.46	23.42	23.44	23.23	23.29	23.32	23.36	23.07
Conducted Power (Watts)	0.2168	0.2218	0.2198	0.2208	0.2104	0.2133	0.2148	0.2168	0.2028
EIRP(dBm)	24.86	24.96	24.92	24.94	24.73	24.79	24.82	24.86	24.57
EIRP(Watts)	0.3062	0.3133	0.3105	0.3119	0.2972	0.3013	0.3034	0.3062	0.2864

LTE Band 4 (GT - LC = 1.50 dB) QPSK									
Bandwidth	10M			15M			20M		
Channel	20000	20175	20350	20025	20175	20325	20050	20175	20300
	(Low)	(Mid)	(High)	(Low)	(Mid)	(High)	(Low)	(Mid)	(High)
Frequency (MHz)	1715	1732.5	1750	1717.5	1732.5	1747.5	1720	1732.5	1745
Conducted Power (dBm)	23.32	23.23	23.48	23.13	23.47	23.14	23.40	23.55	23.42
Conducted Power (Watts)	0.2148	0.2104	0.2228	0.2056	0.2223	0.2061	0.2188	0.2265	0.2198
EIRP(dBm)	24.82	24.73	24.98	24.63	24.97	24.64	24.90	25.05	24.92
EIRP(Watts)	0.3034	0.2972	0.3148	0.2904	0.3141	0.2911	0.3090	0.3199	0.3105



LTE Band 4 (GT - LC =1.50 dB) 16QAM									
Bandwidth	1.4M			3M			5M		
Channel	19957	20175	20393	19965	20175	20385	19975	20175	20375
	(Low)	(Mid)	(High)	(Low)	(Mid)	(High)	(Low)	(Mid)	(High)
Frequency (MHz)	1710.7	1732.5	1754.3	1711.5	1732.5	1753.5	1712.5	1732.5	1752.5
Conducted Power (dBm)	22.23	22.65	22.55	22.05	22.21	21.96	22.26	22.08	22.06
Conducted Power (Watts)	0.1671	0.1841	0.1799	0.1603	0.1663	0.1570	0.1683	0.1614	0.1607
EIRP(dBm)	23.73	24.15	24.05	23.55	23.71	23.46	23.76	23.58	23.56
EIRP(Watts)	0.2360	0.2600	0.2541	0.2265	0.2350	0.2218	0.2377	0.2280	0.2270

LTE Band 4 (GT - LC = 1.50 dB) 16QAM									
Bandwidth	10M			15M			20M		
Channel	20000	20175	20350	20025	20175	20325	20050	20175	20300
	(Low)	(Mid)	(High)	(Low)	(Mid)	(High)	(Low)	(Mid)	(High)
Frequency (MHz)	1715	1732.5	1750	1717.5	1732.5	1747.5	1720	1732.5	1745
Conducted Power (dBm)	22.23	22.04	21.87	22.13	21.70	22.19	22.07	22.40	22.35
Conducted Power (Watts)	0.1671	0.1600	0.1538	0.1633	0.1479	0.1656	0.1611	0.1738	0.1718
EIRP(dBm)	23.73	23.54	23.37	23.63	23.20	23.69	23.57	23.90	23.85
EIRP(Watts)	0.2360	0.2259	0.2173	0.2307	0.2089	0.2339	0.2275	0.2455	0.2427



LTE Band 5 (GT - LC = 1.50 dB) QPSK									
Bandwidth	1.4M			3M			5M		
Channel	20407	20525	20643	20415	20525	20635	20425	20525	20625
	(Low)	(Mid)	(High)	(Low)	(Mid)	(High)	(Low)	(Mid)	(High)
Frequency (MHz)	824.7	836.5	848.3	825.5	836.5	847.5	826.5	836.5	846.5
Conducted Power (dBm)	22.26	22.12	22.17	22.17	22.20	22.15	22.28	21.87	22.21
Conducted Power (Watts)	0.1683	0.1629	0.1648	0.1648	0.1660	0.1641	0.1690	0.1538	0.1663
ERP(dBm)	21.61	21.47	21.52	21.52	21.55	21.50	21.63	21.22	21.56
ERP(Watts)	0.1449	0.1403	0.1419	0.1419	0.1429	0.1413	0.1455	0.1324	0.1432

LTE Band 5 (GT - LC = 1.50dB) QPSK			
Bandwidth	10M		
Channel	20450	20525	20600
	(Low)	(Mid)	(High)
Frequency (MHz)	829	836.5	844
Conducted Power (dBm)	22.27	22.30	22.28
Conducted Power (Watts)	0.1687	0.1698	0.1690
ERP(dBm)	21.62	21.65	21.63
ERP(Watts)	0.1452	0.1462	0.1455



LTE Band 5 (GT - LC = 1.50 dB) 16QAM									
Bandwidth	1.4M			3M			5M		
Channel	20407	20525	20643	20415	20525	20635	20425	20525	20625
	(Low)	(Mid)	(High)	(Low)	(Mid)	(High)	(Low)	(Mid)	(High)
Frequency (MHz)	824.7	836.5	848.3	825.5	836.5	847.5	826.5	836.5	846.5
Conducted Power (dBm)	21.12	20.92	20.74	20.75	20.77	20.76	21.00	21.02	20.55
Conducted Power (Watts)	0.1294	0.1236	0.1186	0.1189	0.1194	0.1191	0.1259	0.1265	0.1135
ERP(dBm)	20.47	20.27	20.09	20.10	20.12	20.11	20.35	20.37	19.90
ERP(Watts)	0.1114	0.1064	0.1021	0.1023	0.1028	0.1026	0.1084	0.1089	0.0977

LTE Band 5 (GT - LC = 1.50 dB) 16QAM			
Bandwidth	10M		
Channel	20450	20525	20600
	(Low)	(Mid)	(High)
Frequency (MHz)	829	836.5	844
Conducted Power (dBm)	21.27	21.08	21.38
Conducted Power (Watts)	0.1340	0.1282	0.1374
ERP(dBm)	20.62	20.43	20.73
ERP(Watts)	0.1153	0.1104	0.1183



LTE Band 12 (GT - LC = 1.50 dB) QPSK									
Bandwidth	1.4M			3M			5M		
Channel	23017	23095	23173	23025	23095	23165	23035	23095	23155
	(Low)	(Mid)	(High)	(Low)	(Mid)	(High)	(Low)	(Mid)	(High)
Frequency (MHz)	699.7	707.5	715.3	700.5	707.5	714.5	701.5	707.5	713.5
Conducted Power (dBm)	23.11	23.23	23.09	23.26	23.23	23.17	23.00	23.20	23.11
Conducted Power (Watts)	0.2046	0.2104	0.2037	0.2118	0.2104	0.2075	0.1995	0.2089	0.2046
ERP(dBm)	22.46	22.58	22.44	22.61	22.58	22.52	22.35	22.55	22.46
ERP(Watts)	0.1762	0.1811	0.1754	0.1824	0.1811	0.1786	0.1718	0.1799	0.1762

LTE Band 12 (GT - LC = 1.50 dB) QPSK			
Bandwidth	10M		
Channel	23060	23095	23130
	(Low)	(Mid)	(High)
Frequency (MHz)	704	707.5	711
Conducted Power (dBm)	23.01	23.26	23.14
Conducted Power (Watts)	0.2000	0.2118	0.2061
ERP(dBm)	22.36	22.61	22.49
ERP(Watts)	0.1722	0.1824	0.1774



LTE Band 12 (GT - LC = 1.50 dB) 16QAM									
Bandwidth	1.4M			3M			5M		
Channel	23017	23095	23173	23025	23095	23165	23035	23095	23155
	(Low)	(Mid)	(High)	(Low)	(Mid)	(High)	(Low)	(Mid)	(High)
Frequency (MHz)	699.7	707.5	715.3	700.5	707.5	714.5	701.5	707.5	713.5
Conducted Power (dBm)	22.26	22.49	22.04	22.24	21.94	22.00	22.10	22.04	22.25
Conducted Power (Watts)	0.1683	0.1774	0.1600	0.1675	0.1563	0.1585	0.1622	0.1600	0.1679
ERP(dBm)	21.61	21.84	21.39	21.59	21.29	21.35	21.45	21.39	21.60
ERP(Watts)	0.1449	0.1528	0.1377	0.1442	0.1346	0.1365	0.1396	0.1377	0.1445

LTE Band 12 (GT - LC = 1.50 dB) 16QAM			
Bandwidth	10M		
Channel	23060	23095	23130
	(Low)	(Mid)	(High)
Frequency (MHz)	704	707.5	711
Conducted Power (dBm)	22.30	22.40	22.28
Conducted Power (Watts)	0.1698	0.1738	0.1690
ERP(dBm)	21.65	21.75	21.63
ERP(Watts)	0.1462	0.1496	0.1455



LTE Band 13 (GT - LC = 1.50 dB) QPSK						
Bandwidth	5M			10M		
Channel	23205	23230	23255	23230		
	(Low)	(Mid)	(High)	-	(Mid)	-
Frequency	779.5	782	784.5	-	782	-
(MHz)						
Conducted Power (dBm)	22.58	22.80	22.78	-	22.81	-
Conducted Power (Watts)	0.1811	0.1905	0.1897	-	0.1910	-
ERP(dBm)	21.93	22.15	22.13	-	22.16	-
ERP(Watts)	0.1560	0.1641	0.1633	-	0.1644	-

LTE Band 13 (GT - LC = 1.50 dB) 16QAM						
Bandwidth	5M			10M		
Channel	23205	23230	23255	23230		
	(Low)	(Mid)	(High)	-	(Mid)	-
Frequency	779.5	782	784.5	-	782	-
(MHz)						
Conducted Power (dBm)	21.80	21.52	21.93	-	21.81	-
Conducted Power (Watts)	0.1514	0.1419	0.1560	-	0.1517	-
ERP(dBm)	21.15	20.87	21.28	-	21.16	-
ERP(Watts)	0.1303	0.1222	0.1343	-	0.1306	-



LTE Band 17 (GT - LC = 1.50 dB) QPSK						
Bandwidth	5M			10M		
Channel	23755	23790	23825	23780	23790	23800
	(Low)	(Mid)	(High)	(Low)	(Mid)	(High)
Frequency	706.5	710	713.5	709	710	711
(MHz)						
Conducted Power (dBm)	22.41	22.54	22.62	22.64	22.80	22.50
Conducted Power (Watts)	0.1742	0.1795	0.1828	0.1837	0.1905	0.1778
ERP(dBm)	21.76	21.89	21.97	21.99	22.15	21.85
ERP(Watts)	0.1500	0.1545	0.1574	0.1581	0.1641	0.1531

LTE Band 17 (GT - LC = 1.50 dB) 16QAM						
Bandwidth	5M			10M		
Channel	23755	23790	23825	23780	23790	23800
	(Low)	(Mid)	(High)	(Low)	(Mid)	(High)
Frequency	706.5	710	713.5	709	710	711
(MHz)						
Conducted Power (dBm)	21.76	21.45	21.59	21.92	21.83	21.70
Conducted Power (Watts)	0.1500	0.1396	0.1442	0.1556	0.1524	0.1479
ERP(dBm)	21.11	20.80	20.94	21.27	21.18	21.05
ERP(Watts)	0.1291	0.1202	0.1242	0.1340	0.1312	0.1274



Appendix B. Test Results of Radiated Test

Radiated Spurious Emission

LTE Band 2 / 1.4MHz / QPSK									
Channel	Frequency (MHz)	EIRP (dBm)	Limit (dBm)	Over Limit (dB)	SPA. Reading (dBm)	S.G. Power (dBm)	TX Cable loss (dB)	TX Antenna Gain (dBi)	Polarization (H/V)
Lowest	3700.32	-45.39	-13	-32.39	-63.81	-52.13	5.88	12.62	H
	5550.48	-36.99	-13	-23.99	-59.40	-42.80	7.32	13.13	H
	7400.64	-51.31	-13	-38.31	-79.66	-54.47	8.38	11.54	H
	3700.32	-46.44	-13	-33.44	-64.89	-53.18	5.88	12.62	V
	5550.48	-37.69	-13	-24.69	-60.3	-43.50	7.32	13.13	V
	7400.64	-53.84	-13	-40.84	-81.87	-57.00	8.38	11.54	V
Middle	3758.92	-41.51	-13	-28.51	-60.01	-48.25	5.88	12.62	H
	5638.38	-35.57	-13	-22.57	-57.74	-41.38	7.32	13.13	H
	7517.84	-52.02	-13	-39.02	-79.86	-55.18	8.38	11.54	H
	3758.92	-45.52	-13	-32.52	-64.06	-52.26	5.88	12.62	V
	5638.38	-36.21	-13	-23.21	-58.78	-42.02	7.32	13.13	V
	7517.84	-54.55	-13	-41.55	-82.17	-57.71	8.38	11.54	V
Highest	3817.52	-38.03	-13	-25.03	-56.66	-44.77	5.88	12.62	H
	5726.28	-33.88	-13	-20.88	-56.39	-39.69	7.32	13.13	H
	7635.04	-52.00	-13	-39.00	-79.51	-55.16	8.38	11.54	H
	3817.52	-41.61	-13	-28.61	-60.3	-48.35	5.88	12.62	V
	5726.28	-36.85	-13	-23.85	-59.69	-42.66	7.32	13.13	V
	7635.04	-53.61	-13	-40.61	-80.98	-56.77	8.38	11.54	V

Remark: Spurious emissions within 30-1000MHz were found more than 20dB below limit line.



LTE Band 2 / 3MHz / QPSK									
Channel	Frequency (MHz)	EIRP (dBm)	Limit (dBm)	Over Limit (dB)	SPA. Reading (dBm)	S.G. Power (dBm)	TX Cable loss (dB)	TX Antenna Gain (dBi)	Polarization (H/V)
Lowest	3700.48	-42.45	-13	-29.45	-60.87	-49.19	5.88	12.62	H
	5550.72	-31.30	-13	-18.30	-53.71	-37.11	7.32	13.13	H
	7400.96	-48.45	-13	-35.45	-76.80	-51.61	8.38	11.54	H
	3700.48	-43.35	-13	-30.35	-61.8	-50.09	5.88	12.62	V
	5550.72	-32.78	-13	-19.78	-55.39	-38.59	7.32	13.13	V
	7400.96	-51.58	-13	-38.58	-79.61	-54.74	8.38	11.54	V
Middle	3757.48	-45.40	-13	-32.40	-63.90	-52.14	5.88	12.62	H
	5636.22	-40.33	-13	-27.33	-62.50	-46.14	7.32	13.13	H
	7514.96	-53.57	-13	-40.57	-81.41	-56.73	8.38	11.54	H
	3757.48	-49.15	-13	-36.15	-67.69	-55.89	5.88	12.62	V
	5636.22	-40.80	-13	-27.80	-63.37	-46.61	7.32	13.13	V
	7514.96	-55.24	-13	-42.24	-82.86	-58.40	8.38	11.54	V
Highest	3814.48	-35.68	-13	-22.68	-54.32	-42.42	5.88	12.62	H
	5721.72	-32.21	-13	-19.21	-54.72	-38.02	7.32	13.13	H
	7628.96	-48.99	-13	-35.99	-76.50	-52.15	8.38	11.54	H
	3814.48	-38.40	-13	-25.40	-57.1	-45.14	5.88	12.62	V
	5721.72	-30.61	-13	-17.61	-53.45	-36.42	7.32	13.13	V
	7628.96	-51.59	-13	-38.59	-78.96	-54.75	8.38	11.54	V

Remark: Spurious emissions within 30-1000MHz were found more than 20dB below limit line.



LTE Band 2 / 5MHz / QPSK									
Channel	Frequency (MHz)	EIRP (dBm)	Limit (dBm)	Over Limit (dB)	SPA. Reading (dBm)	S.G. Power (dBm)	TX Cable loss (dB)	TX Antenna Gain (dBi)	Polarization (H/V)
Lowest	3700.68	-35.39	-13	-22.39	-53.81	-42.13	5.88	12.62	H
	5551.02	-27.96	-13	-14.96	-50.37	-33.77	7.32	13.13	H
	7401.36	-47.28	-13	-34.28	-75.63	-50.44	8.38	11.54	H
	3700.68	-38.41	-13	-25.41	-56.86	-45.15	5.88	12.62	V
	5551.02	-35.26	-13	-22.26	-57.87	-41.07	7.32	13.13	V
	7401.36	-51.46	-13	-38.46	-79.49	-54.62	8.38	11.54	V
Middle	3755.68	-45.71	-13	-32.71	-64.21	-52.45	5.88	12.62	H
	5633.52	-46.05	-13	-33.05	-68.22	-51.86	7.32	13.13	H
	7511.36	-54.99	-13	-41.99	-82.83	-58.15	8.38	11.54	H
	3755.68	-45.87	-13	-32.87	-64.41	-52.61	5.88	12.62	V
	5633.52	-45.77	-13	-32.77	-68.34	-51.58	7.32	13.13	V
	7511.36	-55.49	-13	-42.49	-83.11	-58.65	8.38	11.54	V
Highest	3810.68	-27.26	-13	-14.26	-45.84	-34.00	5.88	12.62	H
	5716.02	-27.98	-13	-14.98	-50.42	-33.79	7.32	13.13	H
	7621.36	-46.61	-13	-33.61	-74.11	-49.77	8.38	11.54	H
	3810.68	-34.17	-13	-21.17	-52.79	-40.91	5.88	12.62	V
	5716.02	-32.34	-13	-19.34	-55.13	-38.15	7.32	13.13	V
	7621.36	-51.74	-13	-38.74	-79.11	-54.90	8.38	11.54	V

Remark: Spurious emissions within 30-1000MHz were found more than 20dB below limit line.



LTE Band 2 / 10MHz / QPSK									
Channel	Frequency (MHz)	EIRP (dBm)	Limit (dBm)	Over Limit (dB)	SPA. Reading (dBm)	S.G. Power (dBm)	TX Cable loss (dB)	TX Antenna Gain (dBi)	Polarization (H/V)
Lowest	3701.18	-35.74	-13	-22.74	-54.16	-42.48	5.88	12.62	H
	5551.77	-27.11	-13	-14.11	-49.52	-32.92	7.32	13.13	H
	7402.36	-46.36	-13	-33.36	-74.71	-49.52	8.38	11.54	H
	3701.18	-38.83	-13	-25.83	-57.28	-45.57	5.88	12.62	V
	5551.77	-33.81	-13	-20.81	-56.42	-39.62	7.32	13.13	V
	7402.36	-51.39	-13	-38.39	-79.42	-54.55	8.38	11.54	V
Middle	3751.18	-30.97	-13	-17.97	-49.47	-37.71	5.88	12.62	H
	5626.77	-27.71	-13	-14.71	-50.06	-33.52	7.32	13.13	H
	7502	-45.36	-13	-32.36	-73.28	-48.52	8.38	11.54	H
	3751.18	-37.62	-13	-24.62	-56.16	-44.36	5.88	12.62	V
	5626.77	-33.20	-13	-20.20	-55.82	-39.01	7.32	13.13	V
	7502	-51.74	-13	-38.74	-79.42	-54.90	8.38	11.54	V
Highest	3801.18	-28.08	-13	-15.08	-46.66	-34.82	5.88	12.62	H
	5701.77	-26.22	-13	-13.22	-48.66	-32.03	7.32	13.13	H
	7602.36	-46.72	-13	-33.72	-74.22	-49.88	8.38	11.54	H
	3801.18	-35.03	-13	-22.03	-53.65	-41.77	5.88	12.62	V
	5701.77	-35.20	-13	-22.20	-57.99	-41.01	7.32	13.13	V
	7602.36	-51.56	-13	-38.56	-78.93	-54.72	8.38	11.54	V

Remark: Spurious emissions within 30-1000MHz were found more than 20dB below limit line.



LTE Band 2 / 15MHz / QPSK									
Channel	Frequency (MHz)	EIRP (dBm)	Limit (dBm)	Over Limit (dB)	SPA. Reading (dBm)	S.G. Power (dBm)	TX Cable loss (dB)	TX Antenna Gain (dBi)	Polarization (H/V)
Lowest	3701.68	-39.72	-13	-26.72	-58.14	-46.46	5.88	12.62	H
	5552.52	-34.34	-13	-21.34	-56.75	-40.15	7.32	13.13	H
	7403.36	-50.83	-13	-37.83	-79.15	-53.99	8.38	11.54	H
	3701.68	-39.06	-13	-26.06	-57.51	-45.80	5.88	12.62	V
	5552.52	-33.76	-13	-20.76	-56.37	-39.57	7.32	13.13	V
	7403.36	-52.16	-13	-39.16	-80.16	-55.32	8.38	11.54	V
Middle	3746.68	-32.71	-13	-19.71	-51.21	-39.45	5.88	12.62	H
	5620.02	-27.24	-13	-14.24	-49.59	-33.05	7.32	13.13	H
	7493.36	-46.05	-13	-33.05	-73.97	-49.21	8.38	11.54	H
	3746.68	-39.34	-13	-26.34	-57.88	-46.08	5.88	12.62	V
	5620.02	-32.66	-13	-19.66	-55.28	-38.47	7.32	13.13	V
	7493.36	-52.56	-13	-39.56	-80.24	-55.72	8.38	11.54	V
Highest	3791.68	-29.21	-13	-16.21	-47.76	-35.95	5.88	12.62	H
	5687.52	-25.06	-13	-12.06	-47.43	-30.87	7.32	13.13	H
	7583.36	-47.27	-13	-34.27	-74.84	-50.43	8.38	11.54	H
	3791.68	-36.94	-13	-23.94	-55.53	-43.68	5.88	12.62	V
	5687.52	-34.26	-13	-21.26	-56.99	-40.07	7.32	13.13	V
	7583.36	-51.87	-13	-38.87	-79.29	-55.03	8.38	11.54	V

Remark: Spurious emissions within 30-1000MHz were found more than 20dB below limit line.



LTE Band 2 / 20MHz / QPSK									
Channel	Frequency (MHz)	EIRP (dBm)	Limit (dBm)	Over Limit (dB)	SPA. Reading (dBm)	S.G. Power (dBm)	TX Cable loss (dB)	TX Antenna Gain (dBi)	Polarization (H/V)
Lowest	3702.18	-35.80	-13	-22.80	-54.22	-42.54	5.88	12.62	H
	5553.27	-27.14	-13	-14.14	-49.55	-32.95	7.32	13.13	H
	7404.36	-47.34	-13	-34.34	-75.66	-50.50	8.38	11.54	H
	3702.18	-39.22	-13	-26.22	-57.67	-45.96	5.88	12.62	V
	5553.27	-35.48	-13	-22.48	-58.09	-41.29	7.32	13.13	V
	7404.36	-52.35	-13	-39.35	-80.35	-55.51	8.38	11.54	V
Middle	3742.18	-32.33	-13	-19.33	-50.79	-39.07	5.88	12.62	H
	5613.27	-28.85	-13	-15.85	-51.38	-34.66	7.32	13.13	H
	7484.36	-45.86	-13	-32.86	-73.84	-49.02	8.38	11.54	H
	3742.18	-38.24	-13	-25.24	-56.74	-44.98	5.88	12.62	V
	5613.27	-32.28	-13	-19.28	-54.96	-38.09	7.32	13.13	V
	7484.36	-51.73	-13	-38.73	-79.46	-54.89	8.38	11.54	V
Highest	3782.18	-30.21	-13	-17.21	-48.77	-36.95	5.88	12.62	H
	5673.27	-27.26	-13	-14.26	-49.56	-33.07	7.32	13.13	H
	7564.36	-44.71	-13	-31.71	-72.34	-47.87	8.38	11.54	H
	3782.18	-36.69	-13	-23.69	-55.29	-43.43	5.88	12.62	V
	5673.27	-33.23	-13	-20.23	-55.91	-39.04	7.32	13.13	V
	7564.36	-52.86	-13	-39.86	-80.33	-56.02	8.38	11.54	V

Remark: Spurious emissions within 30-1000MHz were found more than 20dB below limit line.



LTE Band 4 / 1.4MHz / QPSK									
Channel	Frequency (MHz)	EIRP (dBm)	Limit (dBm)	Over Limit (dB)	SPA. Reading (dBm)	S.G. Power (dBm)	TX Cable loss (dB)	TX Antenna Gain (dBi)	Polarization (H/V)
Lowest	3420.32	-42.52	-13	-29.52	-59.19	-49.40	5.60	12.48	H
	5130.48	-29.33	-13	-16.33	-50.92	-35.01	7.10	12.78	H
	6840.64	-50.86	-13	-37.86	-77.25	-54.25	8.38	11.77	H
	8550.8	-48.00	-13	-35.00	-76.67	-50.84	8.74	11.58	H
	3420.32	-42.10	-13	-29.10	-58.81	-48.98	5.60	12.48	V
	5130.48	-29.09	-13	-16.09	-51.11	-34.77	7.10	12.78	V
	6840.64	-50.85	-13	-37.85	-77.47	-54.24	8.38	11.77	V
	8550.8	-47.20	-13	-34.20	-75.74	-50.04	8.74	11.58	V
Middle	3463.74	-46.35	-13	-33.35	-63.47	-53.20	5.65	12.50	H
	5195.61	-28.51	-13	-15.51	-50.18	-34.18	7.13	12.80	H
	6927.48	-51.33	-13	-38.33	-78.13	-54.73	8.40	11.80	H
	8659.35	-44.98	-13	-31.98	-74.36	-47.83	8.75	11.60	H
	3463.74	-40.72	-13	-27.72	-57.87	-47.57	5.65	12.50	V
	5195.61	-24.37	-13	-11.37	-46.49	-30.04	7.13	12.80	V
	6927.48	-48.32	-13	-35.32	-75.23	-51.72	8.40	11.80	V
	8659.35	-44.69	-13	-31.69	-73.72	-47.54	8.75	11.60	V
Highest	3507.52	-41.13	-13	-28.13	-58.68	-47.97	5.68	12.52	H
	5261.28	-25.83	-13	-12.83	-47.06	-31.50	7.15	12.82	H
	7015.04	-49.91	-13	-36.91	-77.06	-53.34	8.42	11.85	H
	8768.8	-46.43	-13	-33.43	-76.15	-49.27	8.78	11.62	H
	3507.52	-40.81	-13	-27.81	-58.39	-47.65	5.68	12.52	V
	5261.28	-25.55	-13	-12.55	-46.83	-31.22	7.15	12.82	V
	7015.04	-49.62	-13	-36.62	-76.87	-53.05	8.42	11.85	V
	8768.8	-46.71	-13	-33.71	-75.64	-49.55	8.78	11.62	V

Remark: Spurious emissions within 30-1000MHz were found more than 20dB below limit line.



LTE Band 4 / 3MHz / QPSK									
Channel	Frequency (MHz)	EIRP (dBm)	Limit (dBm)	Over Limit (dB)	SPA. Reading (dBm)	S.G. Power (dBm)	TX Cable loss (dB)	TX Antenna Gain (dBi)	Polarization (H/V)
Lowest	3420.48	-42.59	-13	-29.59	-59.26	-49.47	5.60	12.48	H
	5130.72	-30.12	-13	-17.12	-51.71	-35.80	7.10	12.78	H
	6840.96	-50.74	-13	-37.74	-77.13	-54.13	8.38	11.77	H
	8551.2	-47.38	-13	-34.38	-76.05	-50.22	8.74	11.58	H
	3420.48	-42.37	-13	-29.37	-59.08	-49.25	5.60	12.48	V
	5130.72	-29.93	-13	-16.93	-51.95	-35.61	7.10	12.78	V
	6840.96	-50.44	-13	-37.44	-77.06	-53.83	8.38	11.77	V
	8551.2	-46.10	-13	-33.10	-74.64	-48.94	8.74	11.58	V
Middle	3462.48	-43.15	-13	-30.15	-60.27	-50.00	5.65	12.50	H
	5193.72	-28.60	-13	-15.60	-50.27	-34.27	7.13	12.80	H
	6924.96	-50.31	-13	-37.31	-77.11	-53.71	8.40	11.80	H
	8656.2	-49.51	-13	-36.51	-78.83	-52.36	8.75	11.60	H
	3462.48	-44.53	-13	-31.53	-61.68	-51.38	5.65	12.50	V
	5193.72	-28.60	-13	-15.60	-50.72	-34.27	7.13	12.80	V
	6924.96	-50.69	-13	-37.69	-77.6	-54.09	8.40	11.80	V
	8656.2	-50.57	-13	-37.57	-79.61	-53.42	8.75	11.60	V
Highest	3504.48	-41.65	-13	-28.65	-59.05	-48.49	5.68	12.52	H
	5256.72	-26.19	-13	-13.19	-47.33	-31.86	7.15	12.82	H
	7008.96	-48.39	-13	-35.39	-75.51	-51.82	8.42	11.85	H
	8761.2	-44.13	-13	-31.13	-73.85	-46.97	8.78	11.62	H
	3504.48	-40.98	-13	-27.98	-58.41	-42.48	10.60	12.10	V
	5256.72	-26.22	-13	-13.22	-47.37	-27.65	11.80	13.23	V
	7008.96	-48.15	-13	-35.15	-75.29	-47.45	12.54	11.84	V
	8761.2	-46.09	-13	-33.09	-75.02	-46.72	13.62	14.25	V

Remark: Spurious emissions within 30-1000MHz were found more than 20dB below limit line.



LTE Band 4 / 5MHz / QPSK									
Channel	Frequency (MHz)	EIRP (dBm)	Limit (dBm)	Over Limit (dB)	SPA. Reading (dBm)	S.G. Power (dBm)	TX Cable loss (dB)	TX Antenna Gain (dBi)	Polarization (H/V)
Lowest	3420.68	-42.99	-13	-29.99	-59.66	-49.87	5.60	12.48	H
	5131.02	-30.62	-13	-17.62	-52.21	-36.30	7.10	12.78	H
	6841.36	-50.06	-13	-37.06	-76.45	-53.45	8.38	11.77	H
	8551.7	-46.69	-13	-33.69	-75.36	-49.53	8.74	11.58	H
	3420.68	-42.11	-13	-29.11	-58.82	-48.99	5.60	12.48	V
	5131.02	-29.94	-13	-16.94	-51.96	-35.62	7.10	12.78	V
	6841.36	-50.36	-13	-37.36	-76.98	-53.75	8.38	11.77	V
	8551.7	-48.75	-13	-35.75	-77.29	-51.59	8.74	11.58	V
Middle	3460.68	-39.95	-13	-26.95	-57.07	-46.80	5.65	12.50	H
	5191.02	-25.52	-13	-12.52	-47.19	-31.19	7.13	12.80	H
	6921.36	-47.67	-13	-34.67	-74.38	-51.07	8.40	11.80	H
	8651.7	-45.08	-13	-32.08	-74.40	-47.93	8.75	11.60	H
	3460.68	-39.73	-13	-26.73	-56.88	-46.58	5.65	12.50	V
	5191.02	-25.81	-13	-12.81	-47.93	-31.48	7.13	12.80	V
	6921.36	-47.58	-13	-34.58	-74.43	-50.98	8.40	11.80	V
	8651.7	-44.27	-13	-31.27	-73.31	-47.12	8.75	11.60	V
Highest	3500.68	-41.52	-13	-28.52	-58.93	-48.36	5.68	12.52	H
	5251.02	-25.86	-13	-12.86	-47.00	-31.53	7.15	12.82	H
	7001.36	-48.19	-13	-35.19	-75.31	-51.62	8.42	11.85	H
	8751.7	-45.09	-13	-32.09	-74.76	-47.93	8.78	11.62	H
	3500.68	-41.42	-13	-28.42	-58.86	-44.85	8.42	11.85	V
	5251.02	-25.26	-13	-12.26	-46.41	-28.10	8.78	11.62	V
	7001.36	-48.08	-13	-35.08	-75.22	-49.58	10.60	12.10	V
	8751.7	-44.96	-13	-31.96	-73.91	-46.39	11.80	13.23	V

Remark: Spurious emissions within 30-1000MHz were found more than 20dB below limit line.



LTE Band 4 / 10MHz / QPSK									
Channel	Frequency (MHz)	EIRP (dBm)	Limit (dBm)	Over Limit (dB)	SPA. Reading (dBm)	S.G. Power (dBm)	TX Cable loss (dB)	TX Antenna Gain (dBi)	Polarization (H/V)
Lowest	3421.18	-41.28	-13	-28.28	-57.95	-48.16	5.60	12.48	H
	5131.77	-26.76	-13	-13.76	-48.35	-32.44	7.10	12.78	H
	6842.36	-49.13	-13	-36.13	-75.52	-52.52	8.38	11.77	H
	8554.5	-46.89	-13	-33.89	-75.56	-49.73	8.74	11.58	H
	3421.18	-42.02	-13	-29.02	-58.73	-48.90	5.60	12.48	V
	5131.77	-29.56	-13	-16.56	-51.58	-35.24	7.10	12.78	V
	6842.36	-50.09	-13	-37.09	-76.71	-53.48	8.38	11.77	V
	8554.5	-46.50	-13	-33.50	-75.04	-49.34	8.74	11.58	V
Middle	3456.18	-39.65	-13	-26.65	-56.62	-46.50	5.65	12.50	H
	5184.27	-25.94	-13	-12.94	-47.59	-31.61	7.13	12.80	H
	6912.36	-48.78	-13	-35.78	-75.49	-52.18	8.40	11.80	H
	8640.45	-43.49	-13	-30.49	-72.76	-46.34	8.75	11.60	H
	3456.18	-39.43	-13	-26.43	-56.43	-46.28	5.65	12.50	V
	5184.27	-25.42	-13	-12.42	-47.52	-31.09	7.13	12.80	V
	6912.36	-48.28	-13	-35.28	-75.13	-51.68	8.40	11.80	V
	8640.45	-44.32	-13	-31.32	-73.38	-47.17	8.75	11.60	V
Highest	3491.18	-41.44	-13	-28.44	-58.85	-48.28	5.68	12.52	H
	5236.77	-26.19	-13	-13.19	-47.51	-31.86	7.15	12.82	H
	6982.36	-48.66	-13	-35.66	-75.70	-52.09	8.42	11.85	H
	8727.95	-45.16	-13	-32.16	-74.77	-48.00	8.78	11.62	H
	3491.18	-41.54	-13	-28.54	-58.98	-48.38	5.68	12.52	V
	5236.77	-25.72	-13	-12.72	-47.2	-31.39	7.15	12.82	V
	6982.36	-48.15	-13	-35.15	-75.23	-51.58	8.42	11.85	V
	8727.95	-46.33	-13	-33.33	-75.29	-49.17	8.78	11.62	V

Remark: Spurious emissions within 30-1000MHz were found more than 20dB below limit line.



LTE Band 4 / 15MHz / QPSK									
Channel	Frequency (MHz)	EIRP (dBm)	Limit (dBm)	Over Limit (dB)	SPA. Reading (dBm)	S.G. Power (dBm)	TX Cable loss (dB)	TX Antenna Gain (dBi)	Polarization (H/V)
Lowest	3421.68	-41.51	-13	-28.51	-58.18	-48.39	5.60	12.48	H
	5132.52	-28.64	-13	-15.64	-50.23	-34.32	7.10	12.78	H
	6843.36	-50.68	-13	-37.68	-77.07	-54.07	8.38	11.77	H
	8554.2	-46.16	-13	-33.16	-74.83	-49.00	8.74	11.58	H
	3421.68	-41.79	-13	-28.79	-58.5	-48.67	5.60	12.48	V
	5132.52	-27.49	-13	-14.49	-49.51	-33.17	7.10	12.78	V
	6843.36	-48.84	-13	-35.84	-75.46	-52.23	8.38	11.77	V
	8554.2	-46.46	-13	-33.46	-75	-49.30	8.74	11.58	V
Middle	3451.68	-39.43	-13	-26.43	-56.40	-46.28	5.65	12.50	H
	5177.52	-25.57	-13	-12.57	-47.22	-31.24	7.13	12.80	H
	6903.36	-48.79	-13	-35.79	-75.42	-52.19	8.40	11.80	H
	8629.2	-44.02	-13	-31.02	-73.29	-46.87	8.75	11.60	H
	3451.68	-39.51	-13	-26.51	-56.51	-46.36	5.65	12.50	V
	5177.52	-24.88	-13	-11.88	-46.98	-30.55	7.13	12.80	V
	6903.36	-48.91	-13	-35.91	-75.7	-52.31	8.40	11.80	V
	8629.2	-44.39	-13	-31.39	-73.45	-47.24	8.75	11.60	V
Highest	3481.68	-40.80	-13	-27.80	-58.06	-47.64	5.68	12.52	H
	5222.52	-24.98	-13	-11.98	-46.48	-30.65	7.15	12.82	H
	6963.36	-49.26	-13	-36.26	-76.21	-52.69	8.42	11.85	H
	8704.2	-44.03	-13	-31.03	-73.53	-46.87	8.78	11.62	H
	3481.68	-40.85	-13	-27.85	-58.15	-47.69	5.68	12.52	V
	5222.52	-24.41	-13	-11.41	-46.21	-30.08	7.15	12.82	V
	6963.36	-48.42	-13	-35.42	-75.44	-51.85	8.42	11.85	V
	8704.2	-44.17	-13	-31.17	-73.16	-47.01	8.78	11.62	V

Remark: Spurious emissions within 30-1000MHz were found more than 20dB below limit line.



LTE Band 4 / 20MHz / QPSK									
Channel	Frequency (MHz)	EIRP (dBm)	Limit (dBm)	Over Limit (dB)	SPA. Reading (dBm)	S.G. Power (dBm)	TX Cable loss (dB)	TX Antenna Gain (dBi)	Polarization (H/V)
Lowest	3422.18	-42.47	-13	-29.47	-59.14	-49.35	5.60	12.48	H
	5133.27	-30.08	-13	-17.08	-51.67	-35.76	7.10	12.78	H
	6844.36	-49.98	-13	-36.98	-76.37	-53.37	8.38	11.77	H
	8555.45	-47.37	-13	-34.37	-76.04	-50.21	8.74	11.58	H
	3422.18	-42.12	-13	-29.12	-58.83	-49.00	5.60	12.48	V
	5133.27	-28.69	-13	-15.69	-50.71	-34.37	7.10	12.78	V
	6844.36	-48.54	-13	-35.54	-75.16	-51.93	8.38	11.77	V
	8555.45	-44.94	-13	-31.94	-73.48	-47.78	8.74	11.58	V
Middle	3447.18	-39.37	-13	-26.37	-56.34	-46.22	5.65	12.50	H
	5170.77	-26.08	-13	-13.08	-47.71	-31.75	7.13	12.80	H
	6894.36	-49.52	-13	-36.52	-76.15	-52.92	8.40	11.80	H
	8617.95	-44.62	-13	-31.62	-73.83	-47.47	8.75	11.60	H
	3447.18	-39.88	-13	-26.88	-56.88	-46.73	5.65	12.50	V
	5170.77	-24.83	-13	-11.83	-46.91	-30.50	7.13	12.80	V
	6894.36	-49.32	-13	-36.32	-76.11	-52.72	8.40	11.80	V
	8617.95	-44.64	-13	-31.64	-73.72	-47.49	8.75	11.60	V
Highest	3472.18	-39.86	-13	-26.86	-56.98	-46.70	5.68	12.52	H
	5208.27	-25.58	-13	-12.58	-47.07	-31.25	7.15	12.82	H
	6944.36	-48.12	-13	-35.12	-74.99	-51.55	8.42	11.85	H
	8680.45	-44.27	-13	-31.27	-73.71	-47.11	8.78	11.62	H
	3472.18	-39.68	-13	-26.68	-56.83	-46.52	5.68	12.52	V
	5208.27	-25.20	-13	-12.20	-46.99	-30.87	7.15	12.82	V
	6944.36	-48.32	-13	-35.32	-75.28	-51.75	8.42	11.85	V
	8680.45	-44.95	-13	-31.95	-73.96	-47.79	8.78	11.62	V

Remark: Spurious emissions within 30-1000MHz were found more than 20dB below limit line.



LTE Band 5 / 1.4MHz / QPSK									
Channel	Frequency (MHz)	ERP (dBm)	Limit (dBm)	Over Limit (dB)	SPA. Reading (dBm)	S.G. Power (dBm)	TX Cable loss (dB)	TX Antenna Gain (dBi)	Polarization (H/V)
Lowest	1649.92	-50.37	-13	-37.37	-60.96	-53.54	4.10	9.42	H
	2474.88	-51.82	-13	-38.82	-66.82	-55.40	4.90	10.63	H
	3299.84	-57.85	-13	-44.85	-74.93	-62.77	5.55	12.62	H
	4123.5	-58.09	-13	-45.09	-77.52	-62.57	6.02	12.65	H
	4949.76	-60.55	-13	-47.55	-82.01	-63.97	7.15	12.72	H
	1649.92	-48.39	-13	-35.39	-58.61	-51.56	4.10	9.42	V
	2474.88	-53.62	-13	-40.62	-68.55	-57.20	4.90	10.63	V
	3299.84	-60.03	-13	-47.03	-77.18	-64.95	5.55	12.62	V
	4123.5	-60.80	-13	-47.80	-80.21	-65.28	6.02	12.65	V
	4949.76	-61.95	-13	-48.95	-83.77	-65.37	7.15	12.72	V
Middle	1671.92	-52.73	-13	-39.73	-63.10	-55.90	4.10	9.42	H
	2507.88	-58.49	-13	-45.49	-73.47	-62.07	4.90	10.63	H
	3343.84	-56.85	-13	-43.85	-73.82	-61.77	5.55	12.62	H
	4179.5	-62.89	-13	-49.89	-82.37	-67.37	6.02	12.65	H
	5015.76	-62.09	-13	-49.09	-83.54	-65.51	7.15	12.72	H
	1671.92	-49.83	-13	-36.83	-59.99	-53.00	4.10	9.42	V
	2507.88	-50.54	-13	-37.54	-65.37	-54.12	4.90	10.63	V
	3343.84	-60.07	-13	-47.07	-77.04	-64.99	5.55	12.62	V
	4179.5	-62.45	-13	-49.45	-81.82	-66.93	6.02	12.65	V
	5015.76	-61.14	-13	-48.14	-82.99	-64.56	7.15	12.72	V
Highest	1695.52	-51.58	-13	-38.58	-62.08	-54.75	4.10	9.42	H
	2543.28	-57.75	-13	-44.75	-72.65	-61.33	4.90	10.63	H
	3391.04	-54.14	-13	-41.14	-70.67	-59.06	5.55	12.62	H
	4241.5	-51.59	-13	-38.59	-71.29	-56.07	6.02	12.65	H
	5086.56	-57.28	-13	-44.28	-78.81	-60.70	7.15	12.72	H
	1695.52	-48.75	-13	-35.75	-59.05	-51.92	4.10	9.42	V
	2543.28	-58.68	-13	-45.68	-73.48	-62.26	4.90	10.63	V
	3391.04	-59.09	-13	-46.09	-75.65	-64.01	5.55	12.62	V
	4241.5	-56.82	-13	-43.82	-76.47	-61.30	6.02	12.65	V
	5086.56	-60.20	-13	-47.20	-82.15	-63.62	7.15	12.72	V

Remark: Spurious emissions within 30-1000MHz were found more than 20dB below limit line.



LTE Band 5 / 3MHz / QPSK									
Channel	Frequency (MHz)	ERP (dBm)	Limit (dBm)	Over Limit (dB)	SPA. Reading (dBm)	S.G. Power (dBm)	TX Cable loss (dB)	TX Antenna Gain (dBi)	Polarization (H/V)
Lowest	1648.48	-52.07	-13	-39.07	-62.66	-55.24	4.10	9.42	H
	2472.72	-55.23	-13	-42.23	-70.23	-58.81	4.90	10.63	H
	3296.96	-57.20	-13	-44.20	-74.28	-62.12	5.55	12.62	H
	4120.75	-58.73	-13	-45.73	-78.16	-63.21	6.02	12.65	H
	4944.9	-60.77	-13	-47.77	-82.23	-64.19	7.15	12.72	H
	1648.48	-48.40	-13	-35.40	-58.62	-51.57	4.10	9.42	V
	2472.72	-48.90	-13	-35.90	-63.83	-52.48	4.90	10.63	V
	3296.96	-59.95	-13	-46.95	-77.10	-64.87	5.55	12.62	V
	4120.75	-60.77	-13	-47.77	-80.18	-65.25	6.02	12.65	V
	4944.9	-61.76	-13	-48.76	-83.58	-65.18	7.15	12.72	V
Middle	1670.48	-52.78	-13	-39.78	-63.27	-55.95	4.10	9.42	H
	2505.72	-59.00	-13	-46.00	-73.98	-62.58	4.90	10.63	H
	3340.96	-56.46	-13	-43.46	-73.43	-61.38	5.55	12.62	H
	4175.75	-55.75	-13	-42.75	-75.25	-60.23	6.02	12.65	H
	5010.9	-59.26	-13	-46.26	-80.70	-62.68	7.15	12.72	H
	1670.48	-48.03	-13	-35.03	-58.24	-51.20	4.10	9.42	V
	2505.72	-50.98	-13	-37.98	-65.81	-54.56	4.90	10.63	V
	3340.96	-59.76	-13	-46.76	-76.73	-64.68	5.55	12.62	V
	4175.75	-58.20	-13	-45.20	-77.59	-62.68	6.02	12.65	V
	5010.9	-61.47	-13	-48.47	-83.31	-64.89	7.15	12.72	V
Highest	1692.48	-51.51	-13	-38.51	-62.01	-54.68	4.10	9.42	H
	2538.72	-55.01	-13	-42.01	-69.90	-58.59	4.90	10.63	H
	3384.96	-53.58	-13	-40.58	-70.25	-58.50	5.55	12.62	H
	4230.75	-50.40	-13	-37.40	-70.05	-54.88	6.02	12.65	H
	5076.9	-55.52	-13	-42.52	-77.05	-58.94	7.15	12.72	H
	1692.48	-48.61	-13	-35.61	-58.91	-51.78	4.10	9.42	V
	2538.72	-53.29	-13	-40.29	-68.08	-56.87	4.90	10.63	V
	3384.96	-58.03	-13	-45.03	-74.73	-62.95	5.55	12.62	V
	4230.75	-56.11	-13	-43.11	-75.70	-60.59	6.02	12.65	V
	5076.9	-60.65	-13	-47.65	-82.60	-64.07	7.15	12.72	V

Remark: Spurious emissions within 30-1000MHz were found more than 20dB below limit line.



LTE Band 5 / 5MHz / QPSK									
Channel	Frequency (MHz)	ERP (dBm)	Limit (dBm)	Over Limit (dB)	SPA. Reading (dBm)	S.G. Power (dBm)	TX Cable loss (dB)	TX Antenna Gain (dBi)	Polarization (H/V)
Lowest	1648.68	-50.59	-13	-37.59	-61.18	-53.76	4.10	9.42	H
	2473.02	-54.59	-13	-41.59	-69.59	-58.17	4.90	10.63	H
	3297.36	-57.43	-13	-44.43	-74.51	-62.35	5.55	12.62	H
	4121.25	-57.01	-13	-44.01	-76.44	-61.49	6.02	12.65	H
	4945.5	-60.50	-13	-47.50	-81.96	-63.92	7.15	12.72	H
	1648.68	-46.86	-13	-33.86	-57.08	-50.03	4.10	9.42	V
	2473.02	-54.68	-13	-41.68	-69.61	-58.26	4.90	10.63	V
	3297.36	-61.37	-13	-48.37	-78.52	-66.29	5.55	12.62	V
	4121.25	-60.02	-13	-47.02	-79.43	-64.50	6.02	12.65	V
4945.5	-62.38	-13	-49.38	-84.20	-65.80	7.15	12.72	V	
Middle	1668.68	-52.17	-13	-39.17	-62.66	-55.34	4.10	9.42	H
	2503.02	-57.66	-13	-44.66	-72.66	-61.24	4.90	10.63	H
	3337.36	-56.62	-13	-43.62	-73.62	-61.54	5.55	12.62	H
	4171.25	-57.21	-13	-44.21	-76.71	-61.69	6.02	12.65	H
	5005.5	-58.69	-13	-45.69	-80.13	-62.11	7.15	12.72	H
	1668.68	-48.67	-13	-35.67	-58.88	-51.84	4.10	9.42	V
	2503.02	-59.19	-13	-46.19	-74.08	-62.77	4.90	10.63	V
	3337.36	-60.13	-13	-47.13	-77.16	-65.05	5.55	12.62	V
	4171.25	-59.00	-13	-46.00	-78.39	-63.48	6.02	12.65	V
5005.5	-61.17	-13	-48.17	-83.01	-64.59	7.15	12.72	V	
Highest	1688.68	-50.87	-13	-37.87	-61.37	-54.04	4.10	9.42	H
	2533.02	-54.03	-13	-41.03	-68.97	-57.61	4.90	10.63	H
	3377.36	-52.80	-13	-39.80	-69.47	-57.72	5.55	12.62	H
	4221.25	-50.58	-13	-37.58	-70.17	-55.06	6.02	12.65	H
	5065.5	-56.79	-13	-43.79	-78.30	-60.21	7.15	12.72	H
	1688.68	-48.27	-13	-35.27	-58.57	-51.44	4.10	9.42	V
	2533.02	-51.99	-13	-38.99	-66.81	-55.57	4.90	10.63	V
	3377.36	-57.44	-13	-44.44	-74.14	-62.36	5.55	12.62	V
	4221.25	-55.19	-13	-42.19	-74.70	-59.67	6.02	12.65	V
5065.5	-60.42	-13	-47.42	-82.35	-63.84	7.15	12.72	V	

Remark: Spurious emissions within 30-1000MHz were found more than 20dB below limit line.



LTE Band 5 / 10MHz / QPSK									
Channel	Frequency (MHz)	ERP (dBm)	Limit (dBm)	Over Limit (dB)	SPA. Reading (dBm)	S.G. Power (dBm)	TX Cable loss (dB)	TX Antenna Gain (dBi)	Polarization (H/V)
Lowest	1649.18	-51.98	-13	-38.98	-62.57	-55.15	4.10	9.42	H
	2473.77	-56.33	-13	-43.33	-71.33	-59.91	4.90	10.63	H
	3298.36	-57.70	-13	-44.70	-74.78	-62.62	5.55	12.62	H
	4122.5	-58.26	-13	-45.26	-77.69	-62.74	6.02	12.65	H
	4947	-59.83	-13	-46.83	-81.29	-63.25	7.15	12.72	H
	1649.18	-49.15	-13	-36.15	-59.37	-52.32	4.10	9.42	V
	2473.77	-57.47	-13	-44.47	-72.40	-61.05	4.90	10.63	V
	3298.36	-60.60	-13	-47.60	-77.75	-65.52	5.55	12.62	V
	4122.5	-59.32	-13	-46.32	-78.73	-63.80	6.02	12.65	V
	4947	-61.56	-13	-48.56	-83.38	-64.98	7.15	12.72	V
Middle	1664.18	-46.80	-13	-33.80	-57.29	-49.97	4.10	9.42	H
	2496.27	-57.77	-13	-44.77	-72.77	-61.35	4.90	10.63	H
	3328.36	-58.59	-13	-45.59	-75.59	-63.51	5.55	12.62	H
	4160	-57.50	-13	-44.50	-76.97	-61.98	6.02	12.65	H
	4992	-61.17	-13	-48.17	-82.59	-64.59	7.15	12.72	H
	1664.18	-47.24	-13	-34.24	-57.45	-50.41	4.10	9.42	V
	2496.27	-58.45	-13	-45.45	-73.34	-62.03	4.90	10.63	V
	3328.36	-59.18	-13	-46.18	-76.21	-64.10	5.55	12.62	V
	4160	-58.85	-13	-45.85	-78.24	-63.33	6.02	12.65	V
	4992	-60.72	-13	-47.72	-82.54	-64.14	7.15	12.72	V
Highest	1679.18	-53.41	-13	-40.41	-63.78	-56.58	4.10	9.42	H
	2518.77	-58.63	-13	-45.63	-73.62	-62.21	4.90	10.63	H
	3358.36	-54.09	-13	-41.09	-70.91	-59.01	5.55	12.62	H
	4197.5	-55.09	-13	-42.09	-74.63	-59.57	6.02	12.65	H
	5037	-55.95	-13	-42.95	-77.42	-59.37	7.15	12.72	H
	1679.18	-51.93	-13	-38.93	-62.09	-55.10	4.10	9.42	V
	2518.77	-59.38	-13	-46.38	-74.22	-62.96	4.90	10.63	V
	3358.36	-58.92	-13	-45.92	-75.75	-63.84	5.55	12.62	V
	4197.5	-57.67	-13	-44.67	-77.12	-62.15	6.02	12.65	V
	5037	-60.36	-13	-47.36	-82.23	-63.78	7.15	12.72	V

Remark: Spurious emissions within 30-1000MHz were found more than 20dB below limit line.



LTE Band 12 / 1.4MHz / QPSK									
Channel	Frequency (MHz)	ERP (dBm)	Limit (dBm)	Over Limit (dB)	SPA. Reading (dBm)	S.G. Power (dBm)	TX Cable loss (dB)	TX Antenna Gain (dBi)	Polarization (H/V)
Lowest	1398.14	-39.27	-13	-26.27	-50.24	-42.44	4.10	9.42	H
	2097.21	-50.26	-13	-37.26	-64.47	-53.84	4.90	10.63	H
	2796.28	-51.04	-13	-38.04	-66.29	-55.96	5.55	12.62	H
	3495.35	-58.52	-13	-45.52	-75.93	-63.00	6.02	12.65	H
	4194.42	-61.02	-13	-48.02	-80.56	-64.44	7.15	12.72	H
	4893.49	-57.76	-13	-44.76	-79.25	-60.99	7.64	13.02	H
	1398.14	-39.62	-13	-26.62	-50.51	-42.79	4.10	9.42	V
	2097.21	-50.94	-13	-37.94	-65.08	-54.52	4.90	10.63	V
	2796.28	-49.41	-13	-36.41	-65.37	-54.33	5.55	12.62	V
	3495.35	-54.52	-13	-41.52	-71.96	-59.00	6.02	12.65	V
	4194.42	-58.89	-13	-45.89	-78.34	-62.31	7.15	12.72	V
4893.49	-60.12	-13	-47.12	-81.93	-63.35	7.64	13.02	V	
Middle	1413.74	-44.83	-13	-31.83	-55.84	-48.00	4.10	9.42	H
	2120.61	-52.25	-13	-39.25	-66.71	-55.83	4.90	10.63	H
	2827.48	-52.80	-13	-39.80	-68.22	-57.72	5.55	12.62	H
	3534.35	-58.98	-13	-45.98	-76.66	-63.46	6.02	12.65	H
	4241.22	-59.82	-13	-46.82	-79.52	-63.24	7.15	12.72	H
	4948.09	-57.04	-13	-44.04	-78.50	-60.27	7.64	13.02	H
	1413.74	-45.83	-13	-32.83	-56.80	-49.00	4.10	9.42	V
	2120.61	-49.36	-13	-36.36	-63.73	-52.94	4.90	10.63	V
	2827.48	-50.19	-13	-37.19	-66.22	-55.11	5.55	12.62	V
	3534.35	-54.46	-13	-41.46	-72.18	-58.94	6.02	12.65	V
	4241.22	-56.40	-13	-43.40	-76.05	-59.82	7.15	12.72	V
4948.09	-58.47	-13	-45.47	-80.29	-61.70	7.64	13.02	V	
Highest	1429.34	-48.23	-13	-35.23	-59.28	-51.40	4.10	9.42	H
	2144.01	-54.66	-13	-41.66	-69.38	-58.24	4.90	10.63	H
	2858.68	-55.65	-13	-42.65	-71.39	-60.57	5.55	12.62	H
	3573.35	-60.77	-13	-47.77	-78.74	-65.25	6.02	12.65	H
	4288.02	-59.98	-13	-46.98	-79.77	-63.40	7.15	12.72	H
	4948.09	-61.25	-13	-48.25	-82.71	-64.48	7.64	13.02	H
	1429.34	-48.14	-13	-35.14	-59.09	-51.31	4.10	9.42	V
	2144.01	-50.65	-13	-37.65	-65.26	-54.23	4.90	10.63	V
	2858.68	-53.46	-13	-40.46	-69.59	-58.38	5.55	12.62	V
	3573.35	-56.75	-13	-43.75	-74.75	-61.23	6.02	12.65	V
	4288.02	-58.23	-13	-45.23	-78.01	-61.65	7.15	12.72	V
4948.09	-60.86	-13	-47.86	-82.68	-64.09	7.64	13.02	V	

Remark: Spurious emissions within 30-1000MHz were found more than 20dB below limit line.



LTE Band 12 / 3MHz / QPSK									
Channel	Frequency (MHz)	ERP (dBm)	Limit (dBm)	Over Limit (dB)	SPA. Reading (dBm)	S.G. Power (dBm)	TX Cable loss (dB)	TX Antenna Gain (dBi)	Polarization (H/V)
Lowest	1398.3	-39.23	-13	-26.23	-50.20	-42.40	4.10	9.42	H
	2097.45	-51.33	-13	-38.33	-65.54	-54.91	4.90	10.63	H
	2796.6	-51.46	-13	-38.46	-66.71	-56.38	5.55	12.62	H
	3495.75	-58.28	-13	-45.28	-75.69	-62.76	6.02	12.65	H
	4194.9	-60.44	-13	-47.44	-79.98	-63.86	7.15	12.72	H
	4894.05	-56.28	-13	-43.28	-77.77	-59.51	7.64	13.02	H
	1398.3	-39.59	-13	-26.59	-50.48	-42.76	4.10	9.42	V
	2097.45	-51.80	-13	-38.80	-65.94	-55.38	4.90	10.63	V
	2796.6	-49.13	-13	-36.13	-65.09	-54.05	5.55	12.62	V
	3495.75	-53.55	-13	-40.55	-70.99	-58.03	6.02	12.65	V
Middle	4194.9	-57.58	-13	-44.58	-77.03	-61.00	7.15	12.72	V
	4894.05	-60.59	-13	-47.59	-82.40	-63.82	7.64	13.02	V
	1412.3	-46.76	-13	-33.76	-57.77	-49.93	4.10	9.42	H
	2118.45	-52.57	-13	-39.57	-67.03	-56.15	4.90	10.63	H
	2824.6	-52.39	-13	-39.39	-67.80	-57.31	5.55	12.62	H
	3530.75	-59.26	-13	-46.26	-76.94	-63.74	6.02	12.65	H
	4236.9	-59.34	-13	-46.34	-78.98	-62.76	7.15	12.72	H
	4943	-56.36	-13	-43.36	-77.82	-59.59	7.64	13.02	H
	1412.3	-47.54	-13	-34.54	-58.51	-50.71	4.10	9.42	V
	2118.45	-50.23	-13	-37.23	-64.60	-53.81	4.90	10.63	V
Highest	2824.6	-49.69	-13	-36.69	-65.71	-54.61	5.55	12.62	V
	3530.75	-53.96	-13	-40.96	-71.68	-58.44	6.02	12.65	V
	4236.9	-56.78	-13	-43.78	-76.36	-60.20	7.15	12.72	V
	4943	-59.60	-13	-46.60	-81.42	-62.83	7.64	13.02	V
	1425.9	-46.34	-13	-33.34	-57.39	-49.51	4.10	9.42	H
	2138.85	-56.84	-13	-43.84	-71.56	-60.42	4.90	10.63	H
	2851.8	-57.10	-13	-44.10	-72.83	-62.02	5.55	12.62	H
	3564.75	-62.29	-13	-49.29	-80.26	-66.77	6.02	12.65	H
	4277.7	-61.38	-13	-48.38	-81.18	-64.80	7.15	12.72	H
	4990.65	-60.39	-13	-47.39	-81.81	-63.62	7.64	13.02	H
1425.9	-46.16	-13	-33.16	-57.11	-49.33	4.10	9.42	V	
2138.85	-57.03	-13	-44.03	-71.64	-60.61	4.90	10.63	V	
2851.8	-54.45	-13	-41.45	-70.57	-59.37	5.55	12.62	V	
3564.75	-58.82	-13	-45.82	-76.82	-63.30	6.02	12.65	V	
4277.7	-59.21	-13	-46.21	-79.00	-62.63	7.15	12.72	V	
4990.65	-60.94	-13	-47.94	-82.76	-64.17	7.64	13.02	V	

Remark: Spurious emissions within 30-1000MHz were found more than 20dB below limit line.



LTE Band 12 / 5MHz / QPSK									
Channel	Frequency (MHz)	ERP (dBm)	Limit (dBm)	Over Limit (dB)	SPA. Reading (dBm)	S.G. Power (dBm)	TX Cable loss (dB)	TX Antenna Gain (dBi)	Polarization (H/V)
Lowest	1398.5	-39.99	-13	-26.99	-50.96	-43.16	4.10	9.42	H
	2097.75	-54.55	-13	-41.55	-68.76	-58.13	4.90	10.63	H
	2797	-53.07	-13	-40.07	-68.32	-57.99	5.55	12.62	H
	3496.25	-58.49	-13	-45.49	-75.90	-62.97	6.02	12.65	H
	4195.5	-60.27	-13	-47.27	-79.81	-63.69	7.15	12.72	H
	4894.75	-56.23	-13	-43.23	-77.72	-59.46	7.64	13.02	H
	1398.5	-40.74	-13	-27.74	-51.63	-43.91	4.10	9.42	V
	2097.75	-54.41	-13	-41.41	-68.55	-57.99	4.90	10.63	V
	2797	-50.81	-13	-37.81	-66.77	-55.73	5.55	12.62	V
	3496.25	-53.82	-13	-40.82	-71.26	-58.30	6.02	12.65	V
	4195.5	-57.85	-13	-44.85	-77.30	-61.27	7.15	12.72	V
4894.75	-60.72	-13	-47.72	-82.53	-63.95	7.64	13.02	V	
Middle	1410.5	-48.69	-13	-35.69	-59.70	-51.86	4.10	9.42	H
	2115.75	-53.95	-13	-40.95	-68.41	-57.53	4.90	10.63	H
	2821	-52.69	-13	-39.69	-68.10	-57.61	5.55	12.62	H
	3526.25	-60.18	-13	-47.18	-77.87	-64.66	6.02	12.65	H
	4231.5	-60.59	-13	-47.59	-80.23	-64.01	7.15	12.72	H
	4936.75	-57.61	-13	-44.61	-79.07	-60.84	7.64	13.02	H
	1410.5	-49.38	-13	-36.38	-60.35	-52.55	4.10	9.42	V
	2115.75	-53.10	-13	-40.10	-67.47	-56.68	4.90	10.63	V
	2821	-49.89	-13	-36.89	-65.91	-54.81	5.55	12.62	V
	3526.25	-56.16	-13	-43.16	-73.89	-60.64	6.02	12.65	V
	4231.5	-57.31	-13	-44.31	-76.89	-60.73	7.15	12.72	V
4936.75	-60.16	-13	-47.16	-81.98	-63.39	7.64	13.02	V	
Highest	1422.5	-44.95	-13	-31.95	-55.93	-48.12	4.10	9.42	H
	2133.75	-54.33	-13	-41.33	-69.05	-57.91	4.90	10.63	H
	2845	-54.22	-13	-41.22	-69.95	-59.14	5.55	12.62	H
	3556.25	-59.52	-13	-46.52	-77.34	-64.00	6.02	12.65	H
	4267.5	-58.39	-13	-45.39	-78.13	-61.81	7.15	12.72	H
	4978.75	-58.17	-13	-45.17	-79.61	-61.40	7.64	13.02	H
	1422.5	-45.38	-13	-32.38	-56.26	-48.55	4.10	9.42	V
	2133.75	-50.43	-13	-37.43	-65.04	-54.01	4.90	10.63	V
	2845	-51.20	-13	-38.20	-67.32	-56.12	5.55	12.62	V
	3556.25	-56.55	-13	-43.55	-74.40	-61.03	6.02	12.65	V
	4267.5	-57.96	-13	-44.96	-77.67	-61.38	7.15	12.72	V
4978.75	-58.79	-13	-45.79	-80.61	-62.02	7.64	13.02	V	

Remark: Spurious emissions within 30-1000MHz were found more than 20dB below limit line.



LTE Band 12 / 10MHz / QPSK									
Channel	Frequency (MHz)	ERP (dBm)	Limit (dBm)	Over Limit (dB)	SPA. Reading (dBm)	S.G. Power (dBm)	TX Cable loss (dB)	TX Antenna Gain (dBi)	Polarization (H/V)
Lowest	1399	-38.93	-13	-25.93	-49.90	-42.10	4.10	9.42	H
	2098.5	-55.67	-13	-42.67	-69.88	-59.25	4.90	10.63	H
	2798	-51.94	-13	-38.94	-67.19	-56.86	5.55	12.62	H
	3497	-59.99	-13	-46.99	-77.40	-64.47	6.02	12.65	H
	4197	-60.35	-13	-47.35	-79.89	-63.77	7.15	12.72	H
	4896	-57.36	-13	-44.36	-78.85	-60.59	7.64	13.02	H
	1399	-39.70	-13	-26.70	-50.59	-42.87	4.10	9.42	V
	2098.5	-54.47	-13	-41.47	-68.61	-58.05	4.90	10.63	V
	2798	-49.50	-13	-36.50	-65.46	-54.42	5.55	12.62	V
	3497	-55.36	-13	-42.36	-72.80	-59.84	6.02	12.65	V
	4197	-58.25	-13	-45.25	-77.70	-61.67	7.15	12.72	V
4896	-60.04	-13	-47.04	-81.85	-63.27	7.64	13.02	V	
Middle	1406	-48.08	-13	-35.08	-59.09	-51.25	4.10	9.42	H
	2109	-55.52	-13	-42.52	-69.75	-59.10	4.90	10.63	H
	2812	-60.28	-13	-47.28	-75.69	-65.20	5.55	12.62	H
	3515	-60.70	-13	-47.70	-78.25	-65.18	6.02	12.65	H
	4218	-62.25	-13	-49.25	-81.84	-65.67	7.15	12.72	H
	4921	-61.84	-13	-48.84	-83.31	-65.07	7.64	13.02	H
	1406	-48.04	-13	-35.04	-59.01	-51.21	4.10	9.42	V
	2109	-55.67	-13	-42.67	-69.83	-59.25	4.90	10.63	V
	2812	-58.47	-13	-45.47	-74.49	-63.39	5.55	12.62	V
	3515	-59.32	-13	-46.32	-76.90	-63.80	6.02	12.65	V
	4218	-61.18	-13	-48.18	-80.69	-64.60	7.15	12.72	V
4921	-61.29	-13	-48.29	-83.11	-64.52	7.64	13.02	V	
Highest	1413	-46.51	-13	-33.51	-57.52	-49.68	4.10	9.42	H
	2119.5	-51.11	-13	-38.11	-65.57	-54.69	4.90	10.63	H
	2826	-51.91	-13	-38.91	-67.32	-56.83	5.55	12.62	H
	3532.5	-59.07	-13	-46.07	-76.75	-63.55	6.02	12.65	H
	4239	-60.72	-13	-47.72	-80.42	-64.14	7.15	12.72	H
	4945	-57.39	-13	-44.39	-78.85	-60.62	7.64	13.02	H
	1413	-47.26	-13	-34.26	-58.23	-50.43	4.10	9.42	V
	2119.5	-49.96	-13	-36.96	-64.33	-53.54	4.90	10.63	V
	2826	-50.12	-13	-37.12	-66.14	-55.04	5.55	12.62	V
	3532.5	-54.40	-13	-41.40	-72.12	-58.88	6.02	12.65	V
	4239	-57.47	-13	-44.47	-77.12	-60.89	7.15	12.72	V
4945	-59.65	-13	-46.65	-81.47	-62.88	7.64	13.02	V	

Remark: Spurious emissions within 30-1000MHz were found more than 20dB below limit line.



LTE Band 13 / 5MHz / QPSK									
Channel	Frequency (MHz)	ERP (dBm)	Limit (dBm)	Over Limit (dB)	SPA. Reading (dBm)	S.G. Power (dBm)	TX Cable loss (dB)	TX Antenna Gain (dBi)	Polarization (H/V)
Lowest	1554.5	-61.86	-13	-48.86	-72.83	-65.09	3.98	9.36	H
	2331.75	-60.50	-13	-47.50	-75.76	-64.05	4.85	10.55	H
	3109	-64.19	-13	-51.19	-81.44	-69.12	5.50	12.58	H
	1554.5	-60.79	-13	-47.79	-71.26	-64.02	3.98	9.36	V
	2331.75	-59.57	-13	-46.57	-74.85	-63.12	4.85	10.55	V
	3109	-64.23	-13	-51.23	-81.33	-69.16	5.50	12.58	V
Middle	1559.5	-57.89	-40	-17.89	-71.01	-63.29	4.00	9.40	H
	2339.25	-62.57	-13	-49.57	-77.78	-66.14	4.88	10.60	H
	3119	-64.00	-13	-51.00	-81.26	-68.93	5.52	12.60	H
	1559.5	-58.67	-40	-18.67	-71.29	-64.07	4.00	9.40	V
	2339.25	-62.63	-13	-49.63	-77.89	-66.20	4.88	10.60	V
	3119	-64.16	-13	-51.16	-81.35	-69.09	5.52	12.60	V
Highest	1564.5	-53.58	-40	-13.58	-66.70	-58.90	4.10	9.42	H
	2346.75	-62.94	-13	-49.94	-78.15	-66.52	4.90	10.63	H
	3129	-64.16	-13	-51.16	-81.42	-69.08	5.55	12.62	H
	1564.5	-56.70	-40	-16.70	-69.32	-62.02	4.10	9.42	V
	2346.75	-61.73	-13	-48.73	-76.99	-65.31	4.90	10.63	V
	3129	-64.37	-13	-51.37	-81.56	-69.29	5.55	12.62	V

Remark: Spurious emissions within 30-1000MHz were found more than 20dB below limit line.

LTE Band 13 / 10MHz / QPSK									
Channel	Frequency (MHz)	ERP (dBm)	Limit (dBm)	Over Limit (dB)	SPA. Reading (dBm)	S.G. Power (dBm)	TX Cable loss (dB)	TX Antenna Gain (dBi)	Polarization (H/V)
Middle	1559.5	-56.63	-40	-16.63	-69.75	-62.03	4.00	9.40	H
	2339.25	-64.83	-13	-51.83	-80.04	-68.40	4.88	10.60	H
	3119	-63.86	-13	-50.86	-81.12	-68.79	5.52	12.60	H
	1559.5	-62.84	-40	-22.84	-75.46	-68.24	4.00	9.40	V
	2339.25	-64.76	-13	-51.76	-80.02	-68.33	4.88	10.60	V
	3119	-64.19	-13	-51.19	-81.38	-69.12	5.52	12.60	V

Remark: Spurious emissions within 30-1000MHz were found more than 20dB below limit line.



LTE Band 17 / 5MHz / QPSK									
Channel	Frequency (MHz)	ERP (dBm)	Limit (dBm)	Over Limit (dB)	SPA. Reading (dBm)	S.G. Power (dBm)	TX Cable loss (dB)	TX Antenna Gain (dBi)	Polarization (H/V)
Lowest	1408.68	-54.43	-13	-41.43	-65.44	-57.66	3.98	9.36	H
	2113.02	-59.80	-13	-46.80	-74.03	-63.35	4.85	10.55	H
	2817.36	-55.19	-13	-42.19	-70.60	-60.12	5.50	12.58	H
	3521.7	-58.16	-13	-45.16	-75.71	-62.63	5.98	12.60	H
	4226.04	-60.55	-13	-47.55	-80.20	-63.98	7.10	12.68	H
	4930.38	-60.48	-13	-47.48	-81.95	-63.63	7.60	12.90	H
	1408.68	-50.63	-13	-37.63	-61.60	-53.86	3.98	9.36	V
	2113.02	-57.86	-13	-44.86	-72.02	-61.41	4.85	10.55	V
	2817.36	-54.66	-13	-41.66	-70.68	-59.59	5.50	12.58	V
	3521.7	-60.90	-13	-47.90	-78.48	-65.37	5.98	12.60	V
	4226.04	-60.85	-13	-47.85	-80.44	-64.28	7.10	12.68	V
4930.38	-61.07	-13	-48.07	-82.89	-64.22	7.60	12.90	V	
Middle	1415.68	-47.90	-13	-34.90	-58.91	-51.15	4.00	9.40	H
	2123.58	-52.26	-13	-39.26	-66.72	-55.83	4.88	10.60	H
	2831.36	-51.19	-13	-38.19	-66.77	-56.12	5.52	12.60	H
	3536	-52.98	-13	-39.98	-70.66	-57.45	6.00	12.62	H
	4248	-56.31	-13	-43.31	-76.01	-59.72	7.14	12.70	H
	4952	-57.72	-13	-44.72	-79.18	-60.95	7.62	13.00	H
	1415.68	-42.66	-13	-29.66	-53.63	-45.91	4.00	9.40	V
	2123.58	-49.71	-13	-36.71	-64.08	-53.28	4.88	10.60	V
	2831.36	-52.94	-13	-39.94	-69.02	-57.87	5.52	12.60	V
	3536	-57.06	-13	-44.06	-74.78	-61.53	6.00	12.62	V
	4248	-56.73	-13	-43.73	-76.38	-60.14	7.14	12.70	V
4952	-58.64	-13	-45.64	-80.46	-61.87	7.62	13.00	V	
Highest	1422.68	-49.37	-13	-36.37	-60.35	-52.54	4.10	9.42	H
	2134.02	-53.86	-13	-40.86	-68.58	-57.44	4.90	10.63	H
	2845.36	-53.46	-13	-40.46	-69.19	-58.38	5.55	12.62	H
	3560	-57.23	-13	-44.23	-75.20	-61.71	6.02	12.65	H
	4264	-57.97	-13	-44.97	-77.71	-61.39	7.15	12.72	H
	4976	-57.93	-13	-44.93	-79.37	-61.16	7.64	13.02	H
	1422.68	-44.80	-13	-31.80	-55.68	-47.97	4.10	9.42	V
	2134.02	-51.68	-13	-38.68	-66.29	-55.26	4.90	10.63	V
	2845.36	-53.78	-13	-40.78	-69.90	-58.70	5.55	12.62	V
	3560	-59.70	-13	-46.70	-77.70	-64.18	6.02	12.65	V
	4264	-57.43	-13	-44.43	-77.14	-60.85	7.15	12.72	V
4976	-60.31	-13	-47.31	-82.13	-63.54	7.64	13.02	V	

Remark: Spurious emissions within 30-1000MHz were found more than 20dB below limit line.



LTE Band 17 / 10MHz / QPSK									
Channel	Frequency (MHz)	ERP (dBm)	Limit (dBm)	Over Limit (dB)	SPA. Reading (dBm)	S.G. Power (dBm)	TX Cable loss (dB)	TX Antenna Gain (dBi)	Polarization (H/V)
Lowest	1409.18	-54.78	-13	-41.78	-65.79	-58.01	3.98	9.36	H
	2113.77	-59.04	-13	-46.04	-73.50	-62.59	4.85	10.55	H
	2818.36	-51.69	-13	-38.69	-67.10	-56.62	5.50	12.58	H
	3520	-57.26	-13	-44.26	-74.81	-61.73	5.98	12.60	H
	4224	-59.10	-13	-46.10	-78.75	-62.53	7.10	12.68	H
	4928	-59.28	-13	-46.28	-80.75	-62.43	7.60	12.90	H
	1409.18	-51.25	-13	-38.25	-62.22	-54.48	3.98	9.36	V
	2113.77	-57.42	-13	-44.42	-71.79	-60.97	4.85	10.55	V
	2818.36	-52.98	-13	-39.98	-69.00	-57.91	5.50	12.58	V
	3520	-60.88	-13	-47.88	-78.46	-65.35	5.98	12.60	V
	4224	-58.84	-13	-45.84	-78.43	-62.27	7.10	12.68	V
	4928	-60.85	-13	-47.85	-82.67	-64.00	7.60	12.90	V
Middle	1411.18	-50.68	-13	-37.68	-61.69	-53.93	4.00	9.40	H
	2116.77	-55.47	-13	-42.47	-69.93	-59.04	4.88	10.60	H
	2822.36	-51.48	-13	-38.48	-66.89	-56.41	5.52	12.60	H
	3528	-54.92	-13	-41.92	-72.61	-59.39	6.00	12.62	H
	4232	-57.82	-13	-44.82	-77.46	-61.23	7.14	12.70	H
	4936	-57.53	-13	-44.53	-78.99	-60.76	7.62	13.00	H
	1411.18	-46.25	-13	-33.25	-57.22	-49.50	4.00	9.40	V
	2116.77	-53.30	-13	-40.30	-67.67	-56.87	4.88	10.60	V
	2822.36	-51.84	-13	-38.84	-67.86	-56.77	5.52	12.60	V
	3528	-58.08	-13	-45.08	-75.81	-62.55	6.00	12.62	V
	4232	-57.38	-13	-44.38	-76.96	-60.79	7.14	12.70	V
	4936	-59.53	-13	-46.53	-81.35	-62.76	7.62	13.00	V
Highest	1413.18	-50.56	-13	-37.56	-61.57	-53.73	4.10	9.42	H
	2119.77	-53.89	-13	-40.89	-68.35	-57.47	4.90	10.63	H
	2826.36	-51.73	-13	-38.73	-67.14	-56.65	5.55	12.62	H
	3536	-54.30	-13	-41.30	-71.98	-58.78	6.02	12.65	H
	4240	-57.58	-13	-44.58	-77.28	-61.00	7.15	12.72	H
	4944	-59.06	-13	-46.06	-80.52	-62.29	7.64	13.02	H
	1413.18	-46.04	-13	-33.04	-57.01	-49.21	4.10	9.42	V
	2119.77	-50.13	-13	-37.13	-64.50	-53.71	4.90	10.63	V
	2826.36	-52.16	-13	-39.16	-68.18	-57.08	5.55	12.62	V
	3536	-58.23	-13	-45.23	-75.95	-62.71	6.02	12.65	V
	4240	-58.01	-13	-45.01	-77.66	-61.43	7.15	12.72	V
	4944	-59.33	-13	-46.33	-81.15	-62.56	7.64	13.02	V

Remark: Spurious emissions within 30-1000MHz were found more than 20dB below limit line.