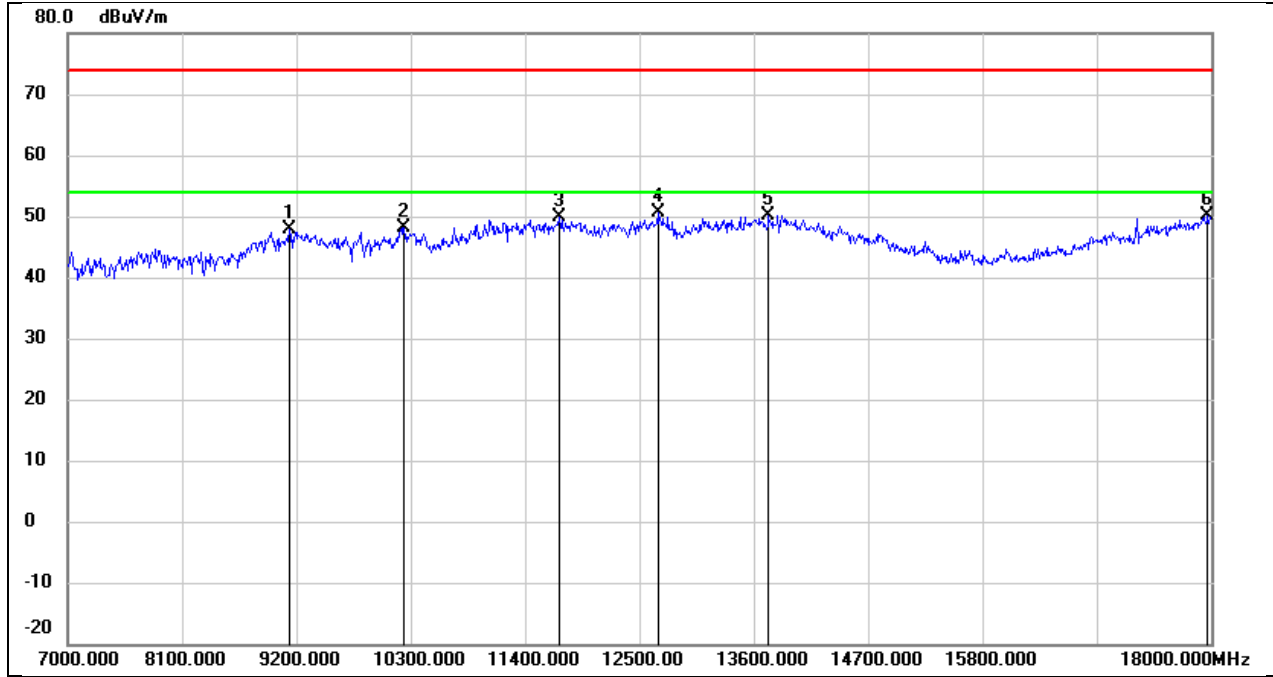
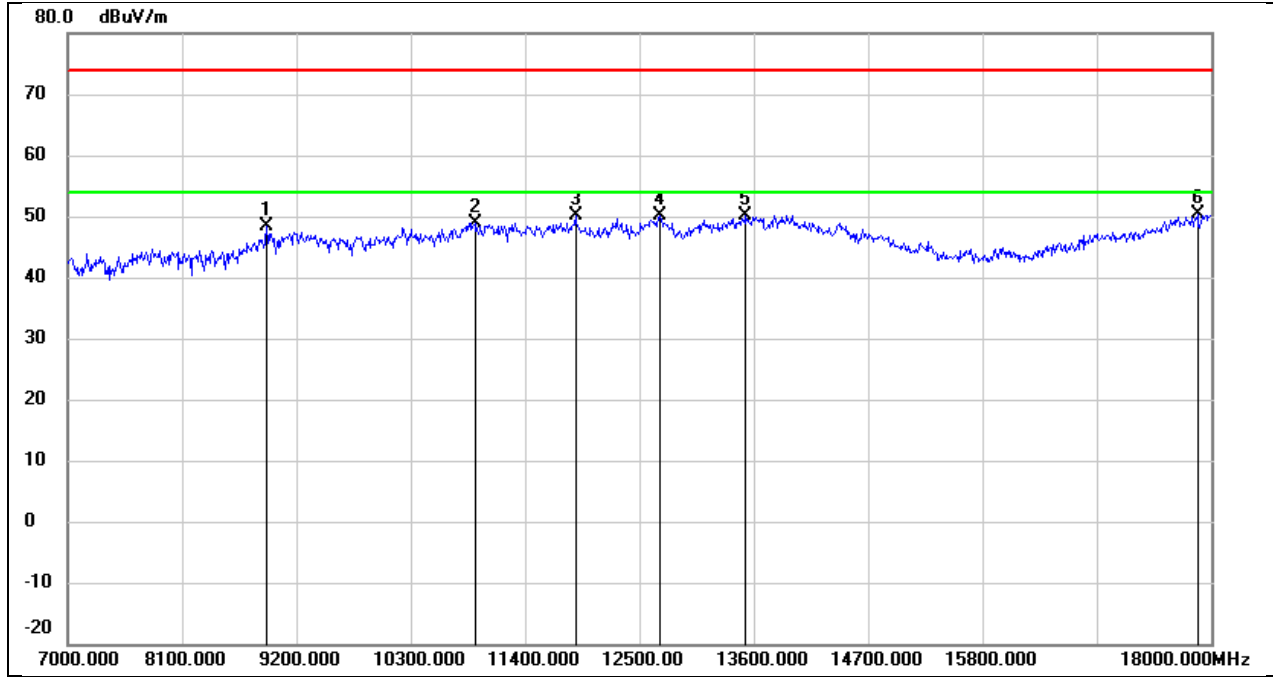


Test Mode:	802.11n HT40	Frequency(MHz):	5510
Polarity:	Horizontal	Test Voltage:	DC 5 V



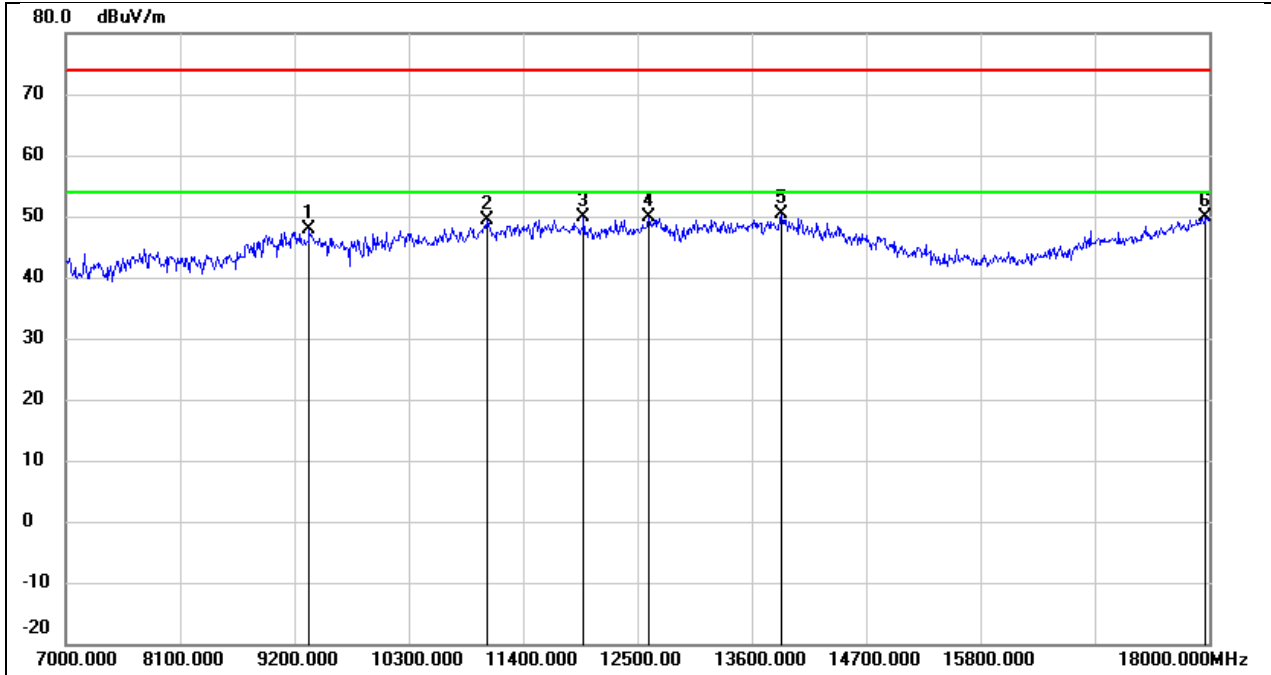
No.	Frequency (MHz)	Reading (dBuV)	Correct (dB/m)	Result (dBuV/m)	Limit (dBuV/m)	Margin (dB)	Remark
1	9134.000	37.43	10.41	47.84	74.00	-26.16	peak
2	10234.000	35.76	12.26	48.02	74.00	-25.98	peak
3	11730.000	32.78	17.19	49.97	74.00	-24.03	peak
4	12676.000	32.65	18.05	50.70	74.00	-23.30	peak
5	13743.000	28.97	21.24	50.21	74.00	-23.79	peak
6	17967.000	24.21	25.89	50.10	74.00	-23.90	peak

Test Mode:	802.11n HT40	Frequency(MHz):	5510
Polarity:	Vertical	Test Voltage:	DC 5 V



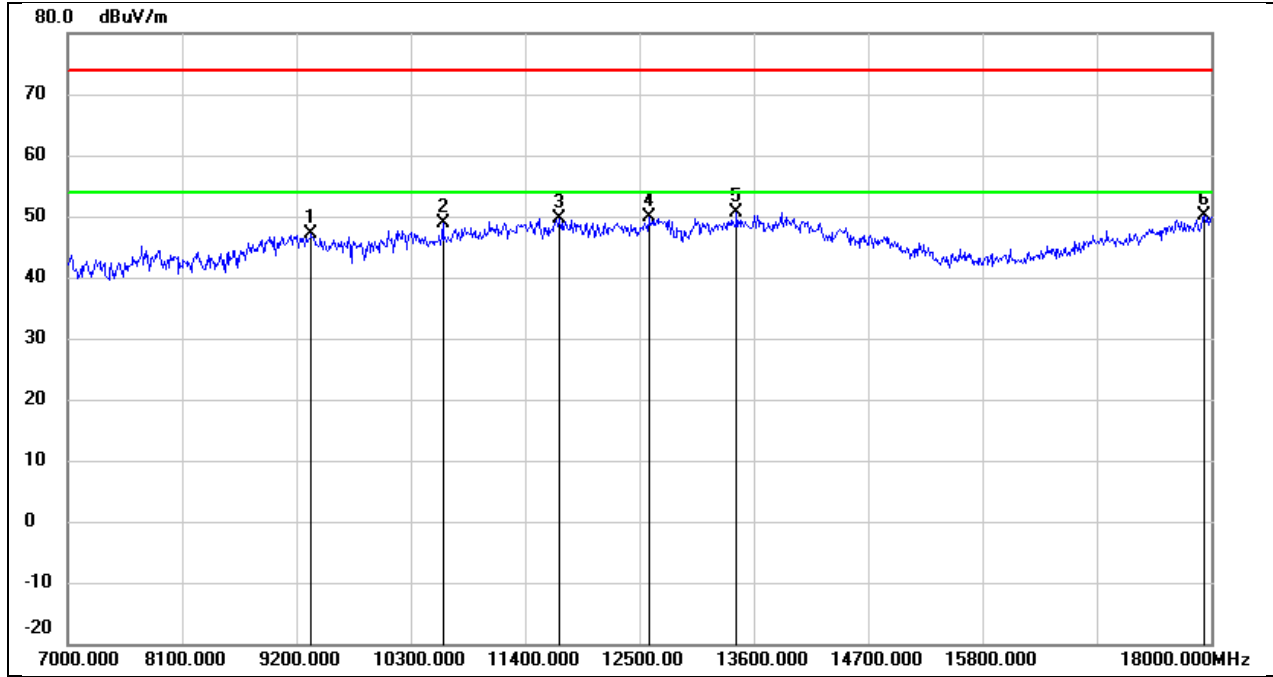
No.	Frequency (MHz)	Reading (dBuV)	Correct (dB/m)	Result (dBuV/m)	Limit (dBuV/m)	Margin (dB)	Remark
1	8914.000	38.57	9.75	48.32	74.00	-25.68	peak
2	10916.000	34.56	14.39	48.95	74.00	-25.05	peak
3	11884.000	32.60	17.48	50.08	74.00	-23.92	peak
4	12698.000	32.05	18.08	50.13	74.00	-23.87	peak
5	13523.000	29.53	20.70	50.23	74.00	-23.77	peak
6	17868.000	25.09	25.22	50.31	74.00	-23.69	peak

Test Mode:	802.11n HT40	Frequency(MHz):	5550
Polarity:	Horizontal	Test Voltage:	DC 5 V



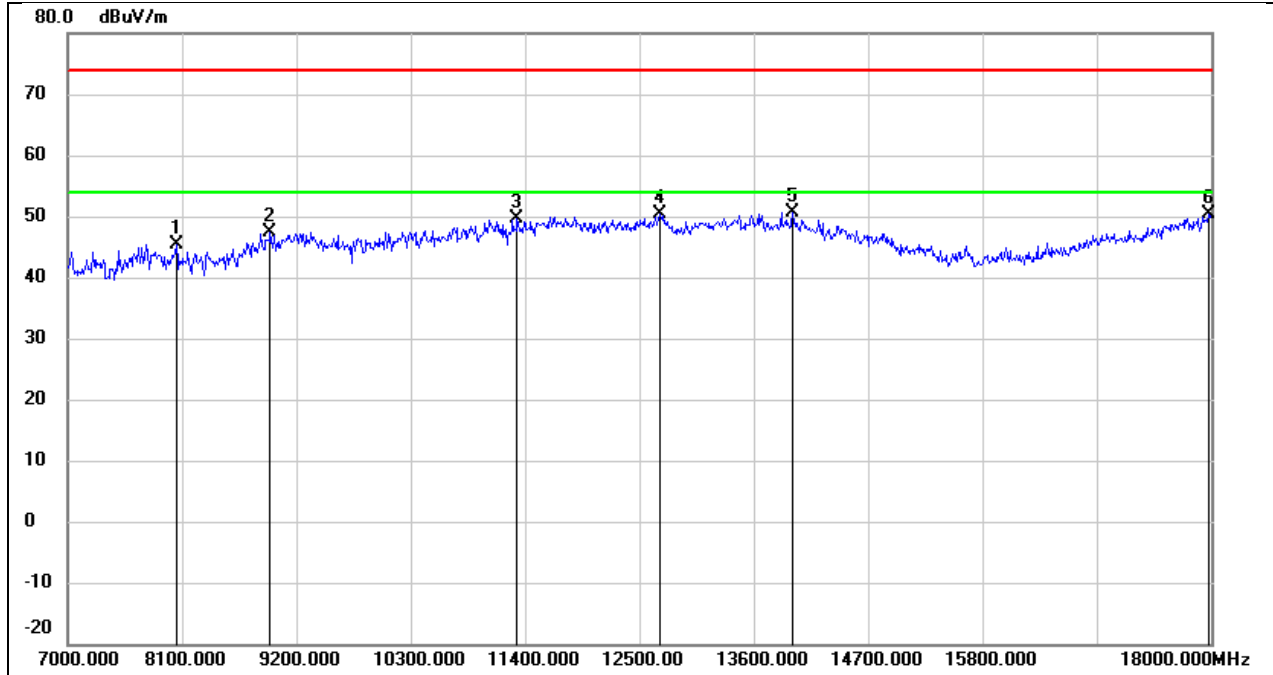
No.	Frequency (MHz)	Reading (dBuV)	Correct (dB/m)	Result (dBuV/m)	Limit (dBuV/m)	Margin (dB)	Remark
1	9343.000	37.33	10.55	47.88	74.00	-26.12	peak
2	11048.000	34.59	14.91	49.50	74.00	-24.50	peak
3	11983.000	32.10	17.67	49.77	74.00	-24.23	peak
4	12610.000	31.90	17.97	49.87	74.00	-24.13	peak
5	13886.000	28.89	21.60	50.49	74.00	-23.51	peak
6	17967.000	23.95	25.89	49.84	74.00	-24.16	peak

Test Mode:	802.11n HT40	Frequency(MHz):	5550
Polarity:	Vertical	Test Voltage:	DC 5 V



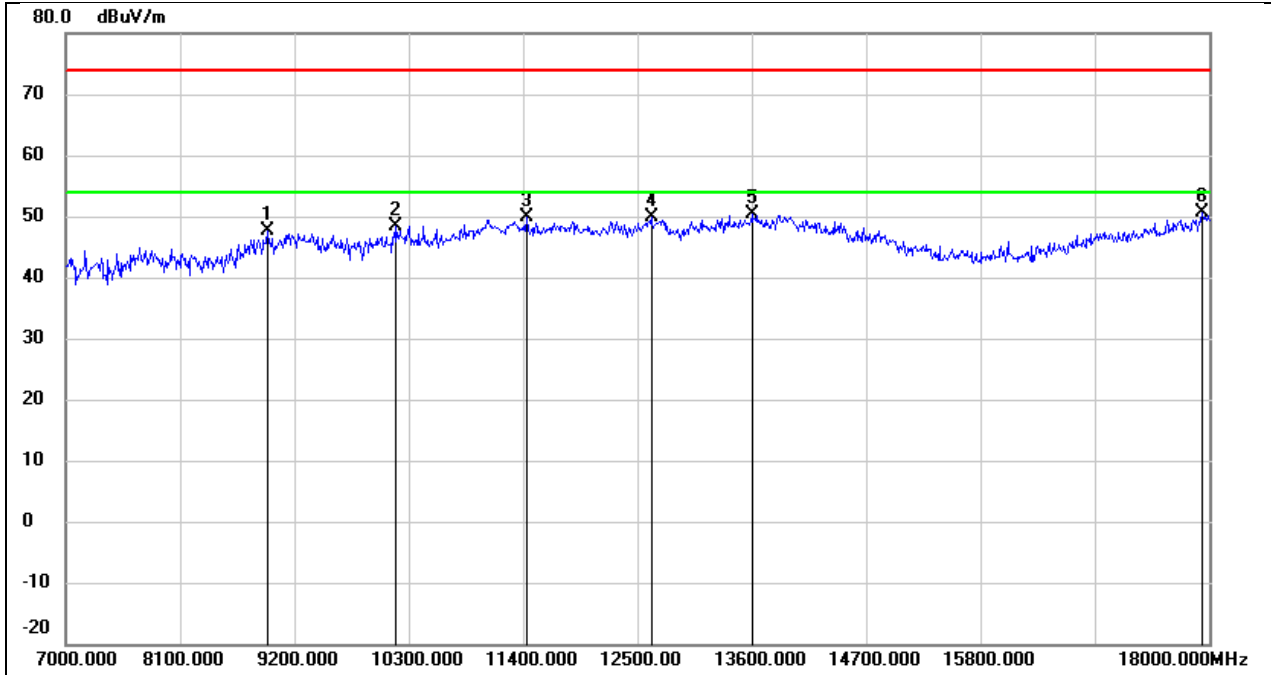
No.	Frequency (MHz)	Reading (dBuV)	Correct (dB/m)	Result (dBuV/m)	Limit (dBuV/m)	Margin (dB)	Remark
1	9343.000	36.63	10.55	47.18	74.00	-26.82	peak
2	10608.000	35.56	13.23	48.79	74.00	-25.21	peak
3	11730.000	32.46	17.19	49.65	74.00	-24.35	peak
4	12588.000	31.84	17.94	49.78	74.00	-24.22	peak
5	13435.000	30.31	20.35	50.66	74.00	-23.34	peak
6	17934.000	24.49	25.67	50.16	74.00	-23.84	peak

Test Mode:	802.11n HT40	Frequency(MHz):	5670
Polarity:	Horizontal	Test Voltage:	DC 5 V



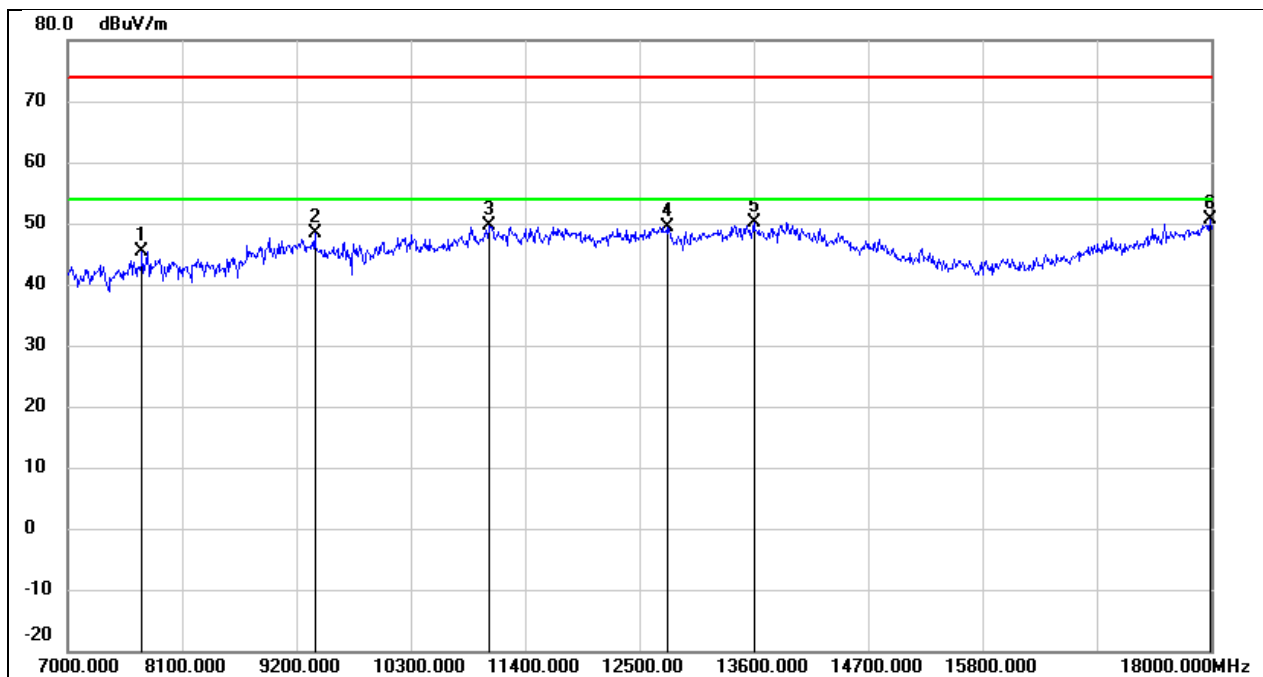
No.	Frequency (MHz)	Reading (dBuV)	Correct (dB/m)	Result (dBuV/m)	Limit (dBuV/m)	Margin (dB)	Remark
1	8045.000	38.92	6.47	45.39	74.00	-28.61	peak
2	8947.000	37.35	9.98	47.33	74.00	-26.67	peak
3	11323.000	33.52	16.05	49.57	74.00	-24.43	peak
4	12698.000	32.40	18.08	50.48	74.00	-23.52	peak
5	13974.000	28.88	21.82	50.70	74.00	-23.30	peak
6	17978.000	24.50	25.97	50.47	74.00	-23.53	peak

Test Mode:	802.11n HT40	Frequency(MHz):	5670
Polarity:	Vertical	Test Voltage:	DC 5 V



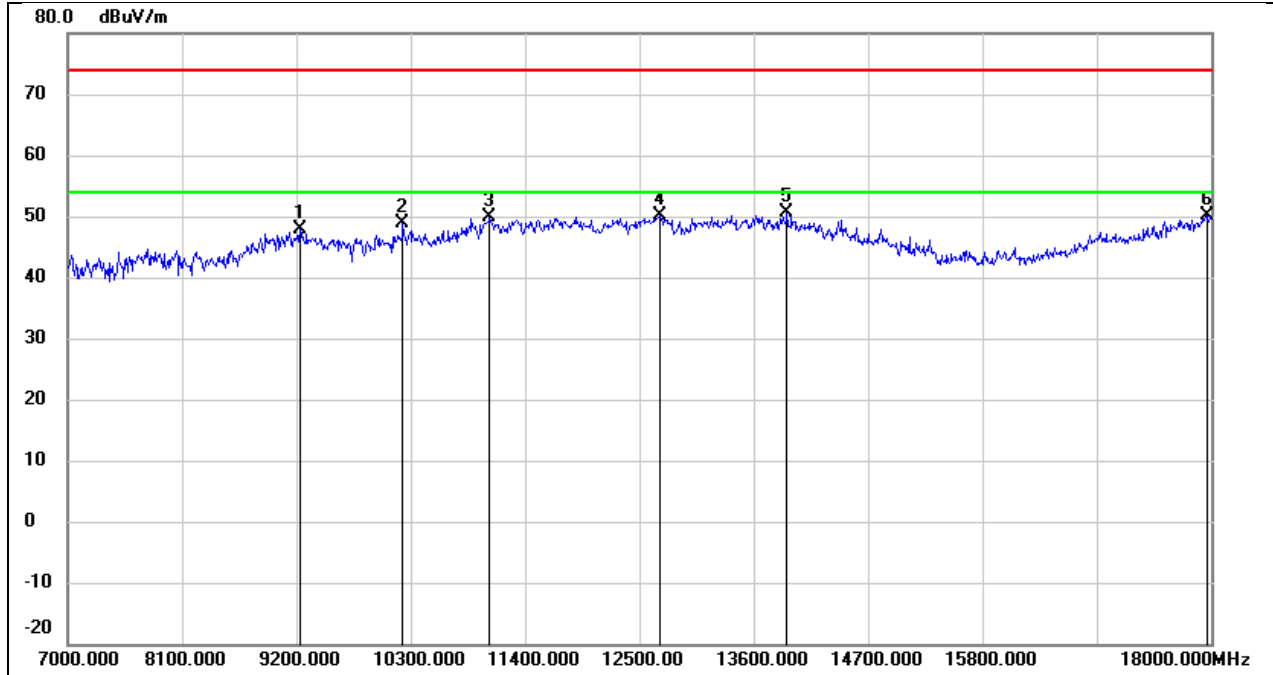
No.	Frequency (MHz)	Reading (dBuV)	Correct (dB/m)	Result (dBuV/m)	Limit (dBuV/m)	Margin (dB)	Remark
1	8936.000	37.62	9.90	47.52	74.00	-26.48	peak
2	10179.000	36.22	12.14	48.36	74.00	-25.64	peak
3	11433.000	33.30	16.50	49.80	74.00	-24.20	peak
4	12632.000	31.89	17.99	49.88	74.00	-24.12	peak
5	13600.000	29.44	20.89	50.33	74.00	-23.67	peak
6	17934.000	24.98	25.67	50.65	74.00	-23.35	peak

Test Mode:	802.11n HT40	Frequency(MHz):	5710
Polarity:	Horizontal	Test Voltage:	DC 5 V



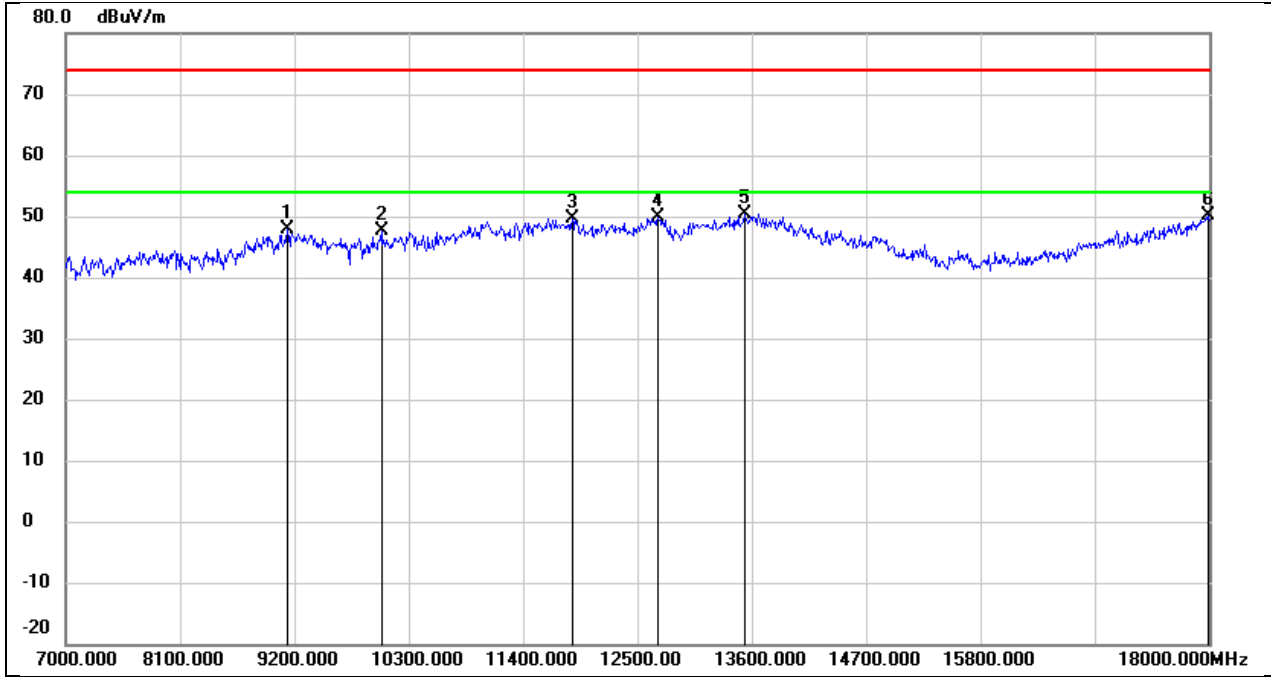
No.	Frequency (MHz)	Reading (dBuV)	Correct (dB/m)	Result (dBuV/m)	Limit (dBuV/m)	Margin (dB)	Remark
1	7715.000	38.72	6.68	45.40	74.00	-28.60	peak
2	9376.000	37.84	10.58	48.42	74.00	-25.58	peak
3	11059.000	34.68	14.96	49.64	74.00	-24.36	peak
4	12764.000	31.13	18.16	49.29	74.00	-24.71	peak
5	13600.000	29.25	20.89	50.14	74.00	-23.86	peak
6	17989.000	24.63	26.04	50.67	74.00	-23.33	peak

Test Mode:	802.11n HT40	Frequency(MHz):	5710
Polarity:	Vertical	Test Voltage:	DC 5 V



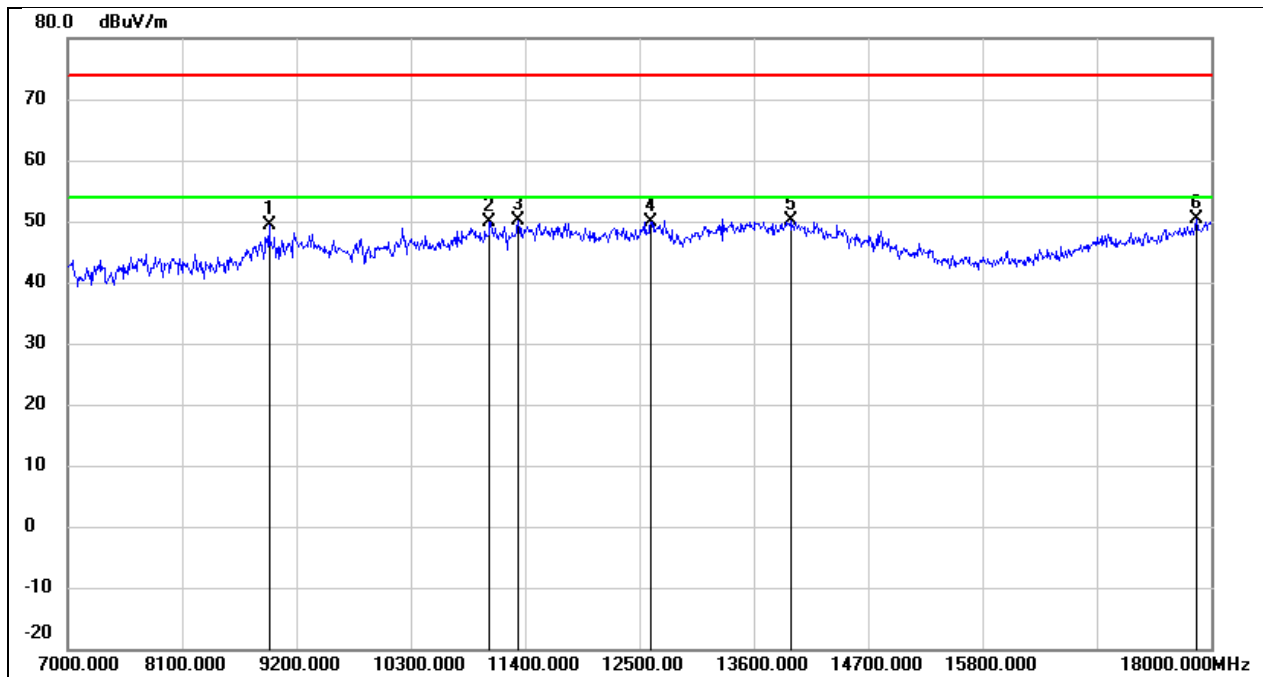
No.	Frequency (MHz)	Reading (dBuV)	Correct (dB/m)	Result (dBuV/m)	Limit (dBuV/m)	Margin (dB)	Remark
1	9233.000	37.42	10.48	47.90	74.00	-26.10	peak
2	10223.000	36.64	12.24	48.88	74.00	-25.12	peak
3	11059.000	35.01	14.96	49.97	74.00	-24.03	peak
4	12698.000	31.94	18.08	50.02	74.00	-23.98	peak
5	13919.000	28.91	21.68	50.59	74.00	-23.41	peak
6	17956.000	24.23	25.82	50.05	74.00	-23.95	peak

Test Mode:	802.11n HT40	Frequency(MHz):	5755
Polarity:	Horizontal	Test Voltage:	DC 5 V



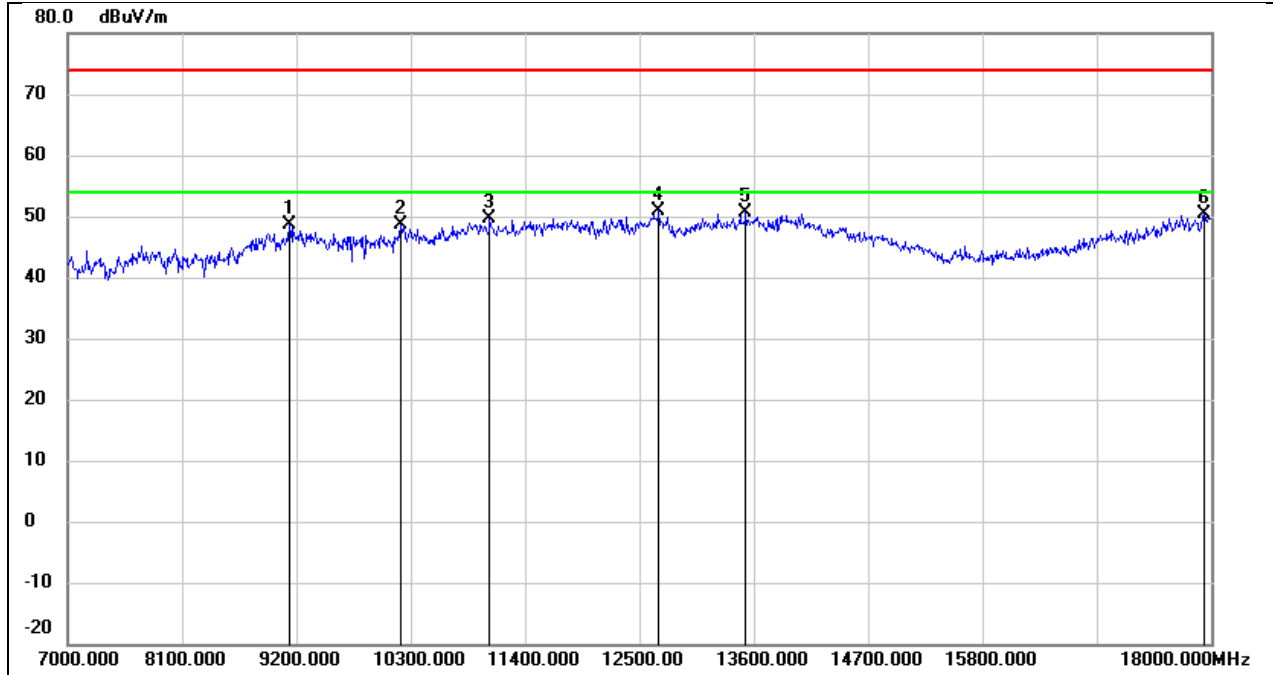
No.	Frequency (MHz)	Reading (dBuV)	Correct (dB/m)	Result (dBuV/m)	Limit (dBuV/m)	Margin (dB)	Remark
1	9134.000	37.46	10.41	47.87	74.00	-26.13	peak
2	10036.000	35.78	11.84	47.62	74.00	-26.38	peak
3	11873.000	32.05	17.46	49.51	74.00	-24.49	peak
4	12698.000	31.84	18.08	49.92	74.00	-24.08	peak
5	13534.000	29.65	20.73	50.38	74.00	-23.62	peak
6	17989.000	24.06	26.04	50.10	74.00	-23.90	peak

Test Mode:	802.11n HT40	Frequency(MHz):	5755
Polarity:	Vertical	Test Voltage:	DC 5 V



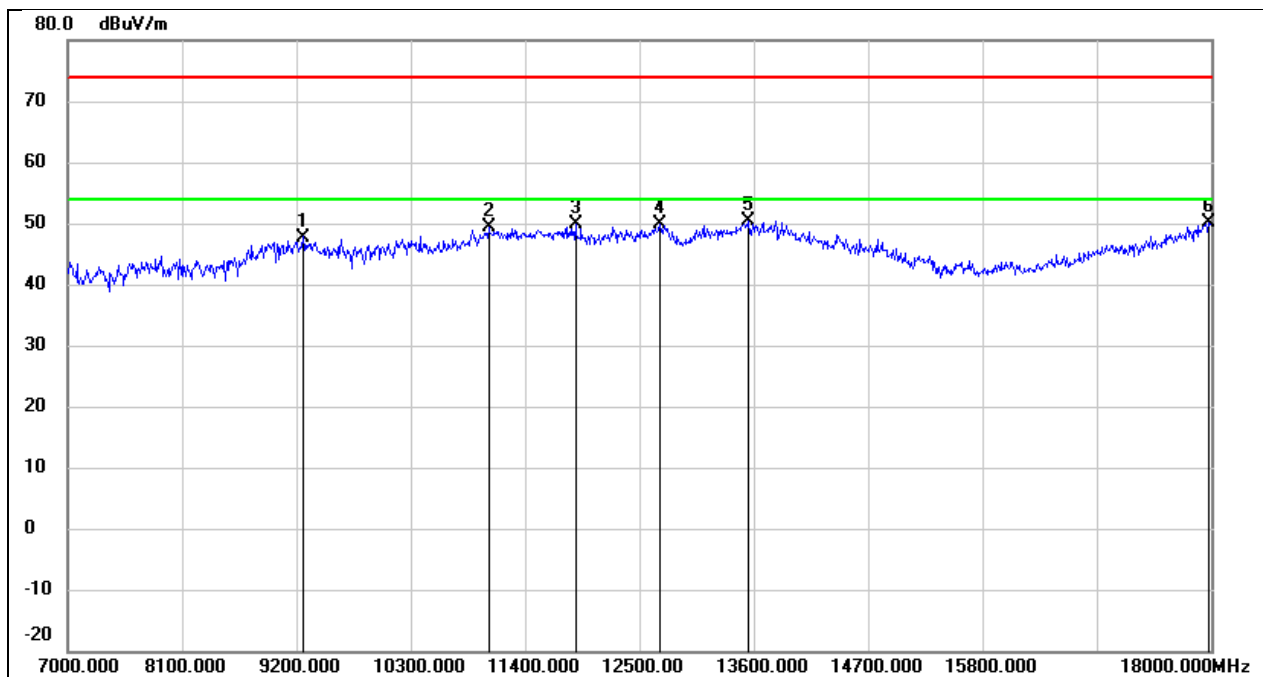
No.	Frequency (MHz)	Reading (dBuV)	Correct (dB/m)	Result (dBuV/m)	Limit (dBuV/m)	Margin (dB)	Remark
1	8936.000	39.40	9.90	49.30	74.00	-24.70	peak
2	11059.000	34.89	14.96	49.85	74.00	-24.15	peak
3	11334.000	34.06	16.09	50.15	74.00	-23.85	peak
4	12610.000	31.90	17.97	49.87	74.00	-24.13	peak
5	13952.000	28.33	21.76	50.09	74.00	-23.91	peak
6	17857.000	25.26	25.14	50.40	74.00	-23.60	peak

Test Mode:	802.11n HT40	Frequency(MHz):	5795
Polarity:	Horizontal	Test Voltage:	DC 5 V



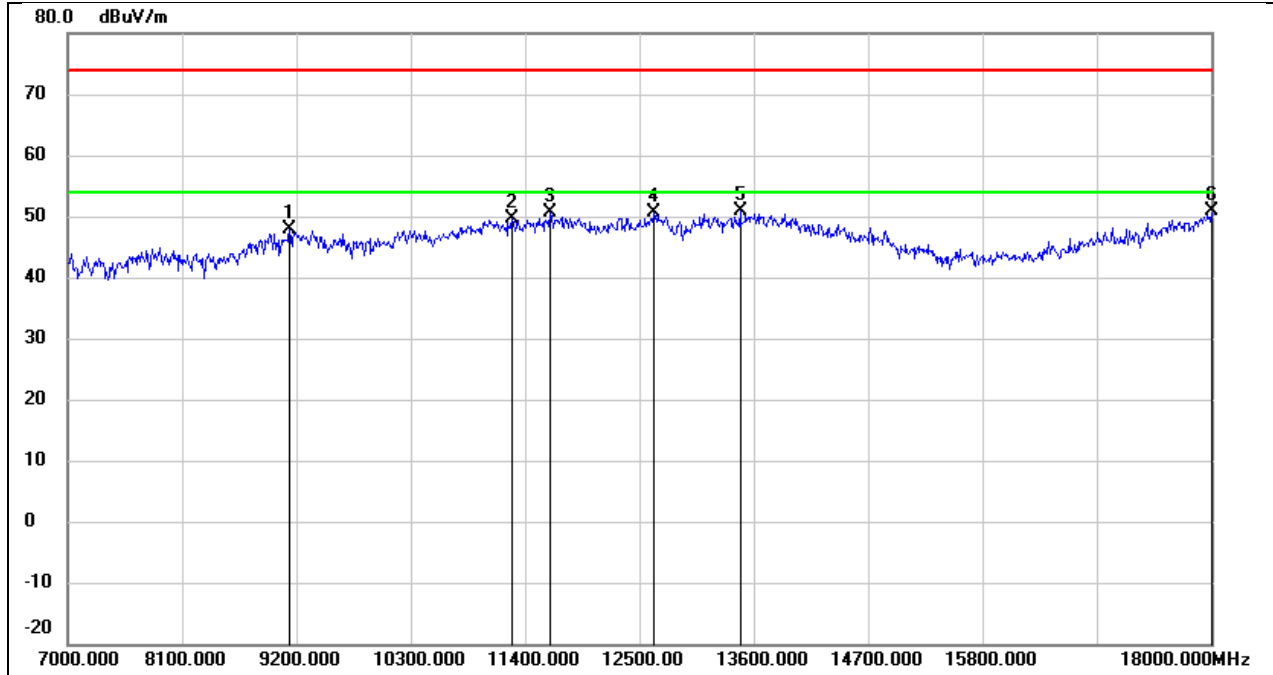
No.	Frequency (MHz)	Reading (dBuV)	Correct (dB/m)	Result (dBuV/m)	Limit (dBuV/m)	Margin (dB)	Remark
1	9134.000	38.12	10.41	48.53	74.00	-25.47	peak
2	10201.000	36.36	12.19	48.55	74.00	-25.45	peak
3	11059.000	34.55	14.96	49.51	74.00	-24.49	peak
4	12687.000	32.76	18.05	50.81	74.00	-23.19	peak
5	13523.000	30.03	20.70	50.73	74.00	-23.27	peak
6	17934.000	24.70	25.67	50.37	74.00	-23.63	peak

Test Mode:	802.11n HT40	Frequency(MHz):	5795
Polarity:	Vertical	Test Voltage:	DC 5 V



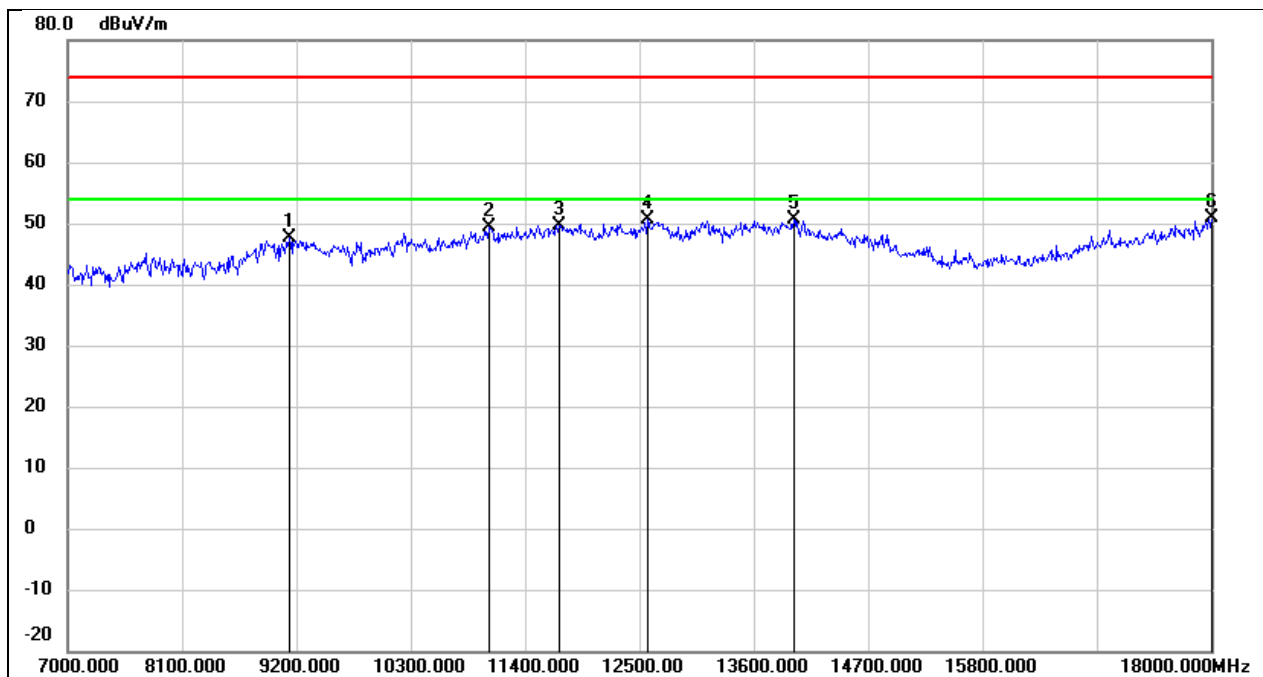
No.	Frequency (MHz)	Reading (dBuV)	Correct (dB/m)	Result (dBuV/m)	Limit (dBuV/m)	Margin (dB)	Remark
1	9266.000	37.24	10.51	47.75	74.00	-26.25	peak
2	11048.000	34.43	14.91	49.34	74.00	-24.66	peak
3	11884.000	32.41	17.48	49.89	74.00	-24.11	peak
4	12698.000	31.81	18.08	49.89	74.00	-24.11	peak
5	13545.000	29.71	20.75	50.46	74.00	-23.54	peak
6	17978.000	24.27	25.97	50.24	74.00	-23.76	peak

Test Mode:	802.11ac VHT80	Frequency(MHz):	5210
Polarity:	Horizontal	Test Voltage:	DC 5 V



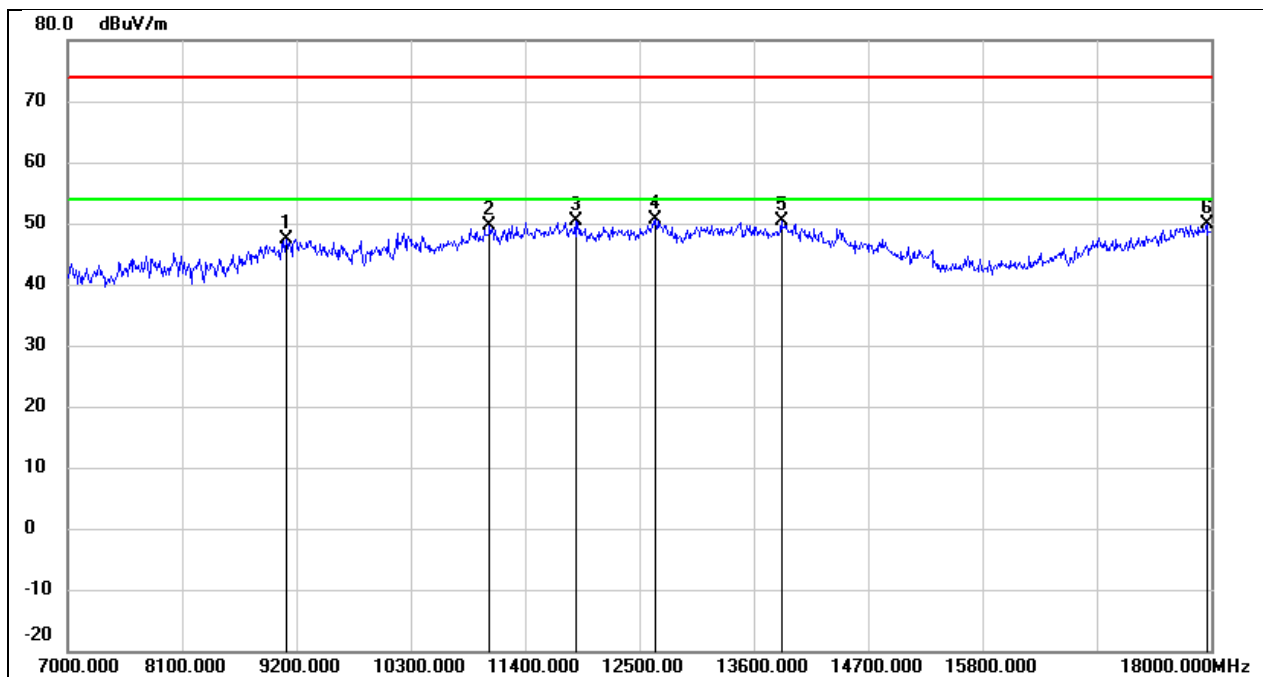
No.	Frequency (MHz)	Reading (dBuV)	Correct (dB/m)	Result (dBuV/m)	Limit (dBuV/m)	Margin (dB)	Remark
1	9134.000	37.35	10.41	47.76	74.00	-26.24	peak
2	11268.000	33.91	15.83	49.74	74.00	-24.26	peak
3	11642.000	33.63	17.03	50.66	74.00	-23.34	peak
4	12643.000	32.65	18.01	50.66	74.00	-23.34	peak
5	13468.000	30.27	20.50	50.77	74.00	-23.23	peak
6	18000.000	24.65	26.12	50.77	74.00	-23.23	peak

Test Mode:	802.11ac VHT80	Frequency(MHz):	5210
Polarity:	Vertical	Test Voltage:	DC 5 V



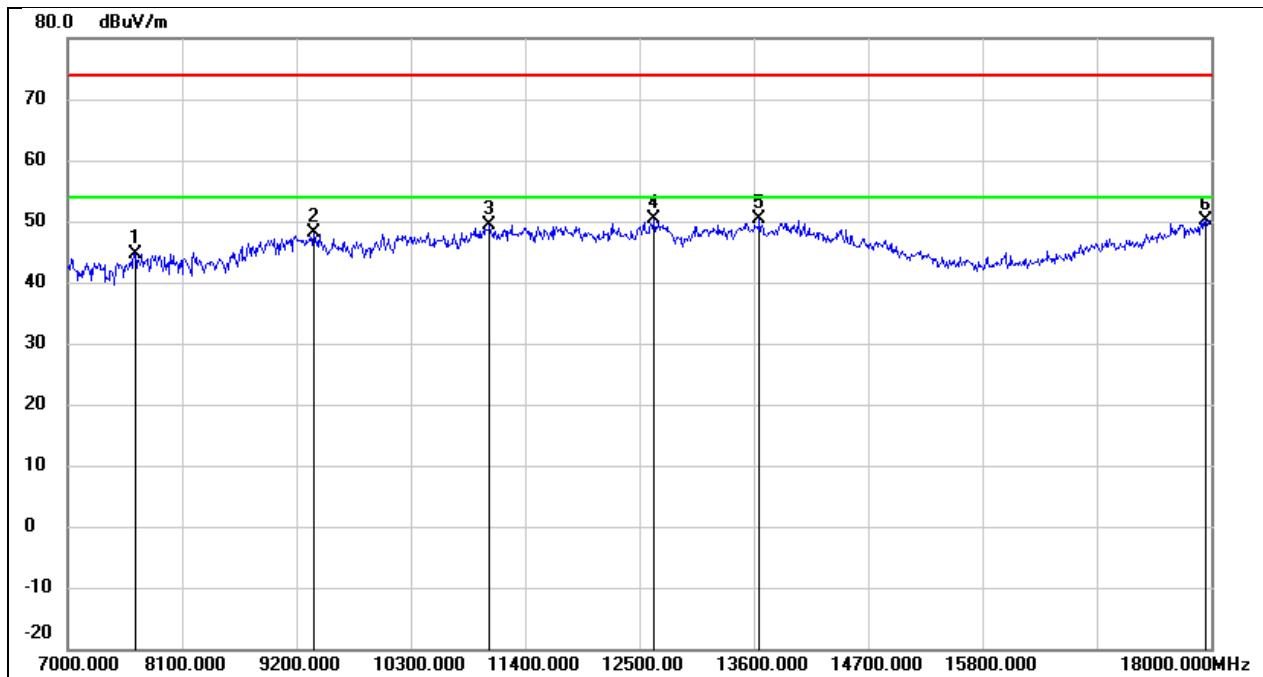
No.	Frequency (MHz)	Reading (dBuV)	Correct (dB/m)	Result (dBuV/m)	Limit (dBuV/m)	Margin (dB)	Remark
1	9134.000	37.21	10.41	47.62	74.00	-26.38	peak
2	11048.000	34.52	14.91	49.43	74.00	-24.57	peak
3	11730.000	32.47	17.19	49.66	74.00	-24.34	peak
4	12577.000	32.67	17.93	50.60	74.00	-23.40	peak
5	13985.000	28.72	21.85	50.57	74.00	-23.43	peak
6	18000.000	24.85	26.12	50.97	74.00	-23.03	peak

Test Mode:	802.11ac VHT80	Frequency(MHz):	5290
Polarity:	Horizontal	Test Voltage:	DC 5 V



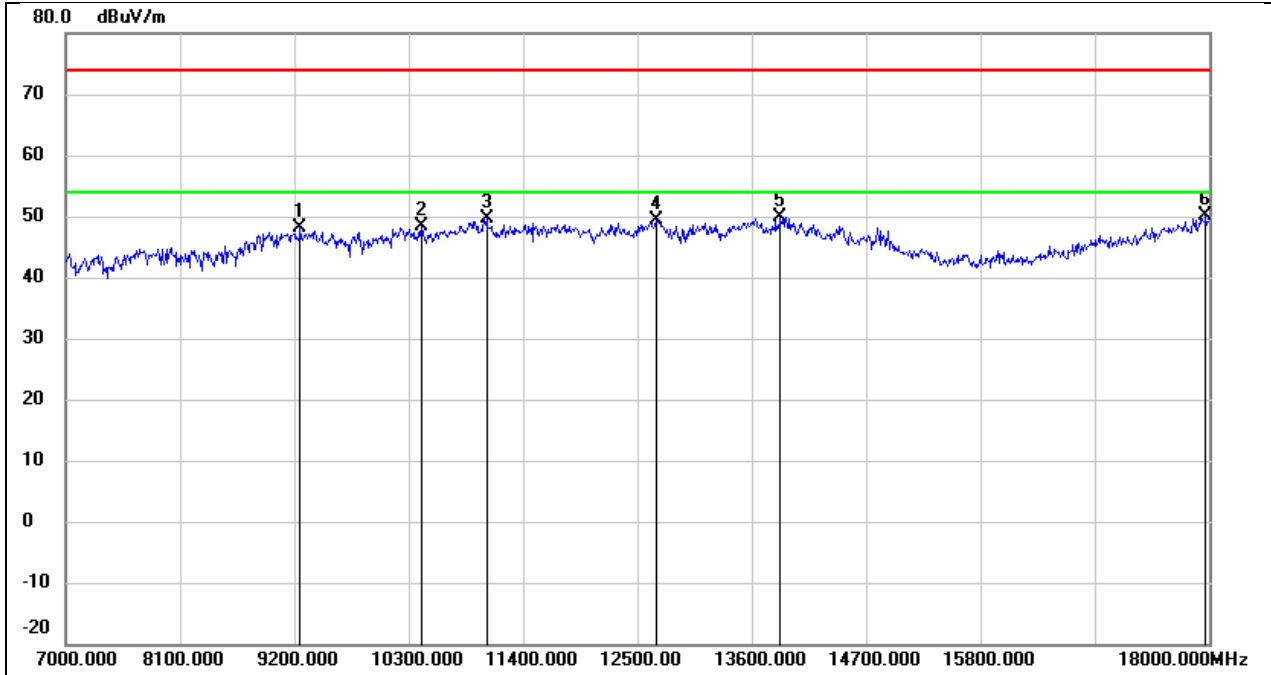
No.	Frequency (MHz)	Reading (dBuV)	Correct (dB/m)	Result (dBuV/m)	Limit (dBuV/m)	Margin (dB)	Remark
1	9101.000	36.90	10.40	47.30	74.00	-26.70	peak
2	11059.000	34.57	14.96	49.53	74.00	-24.47	peak
3	11884.000	32.97	17.48	50.45	74.00	-23.55	peak
4	12654.000	32.63	18.01	50.64	74.00	-23.36	peak
5	13864.000	28.78	21.53	50.31	74.00	-23.69	peak
6	17956.000	24.04	25.82	49.86	74.00	-24.14	peak

Test Mode:	802.11ac VHT80	Frequency(MHz):	5290
Polarity:	Vertical	Test Voltage:	DC 5 V



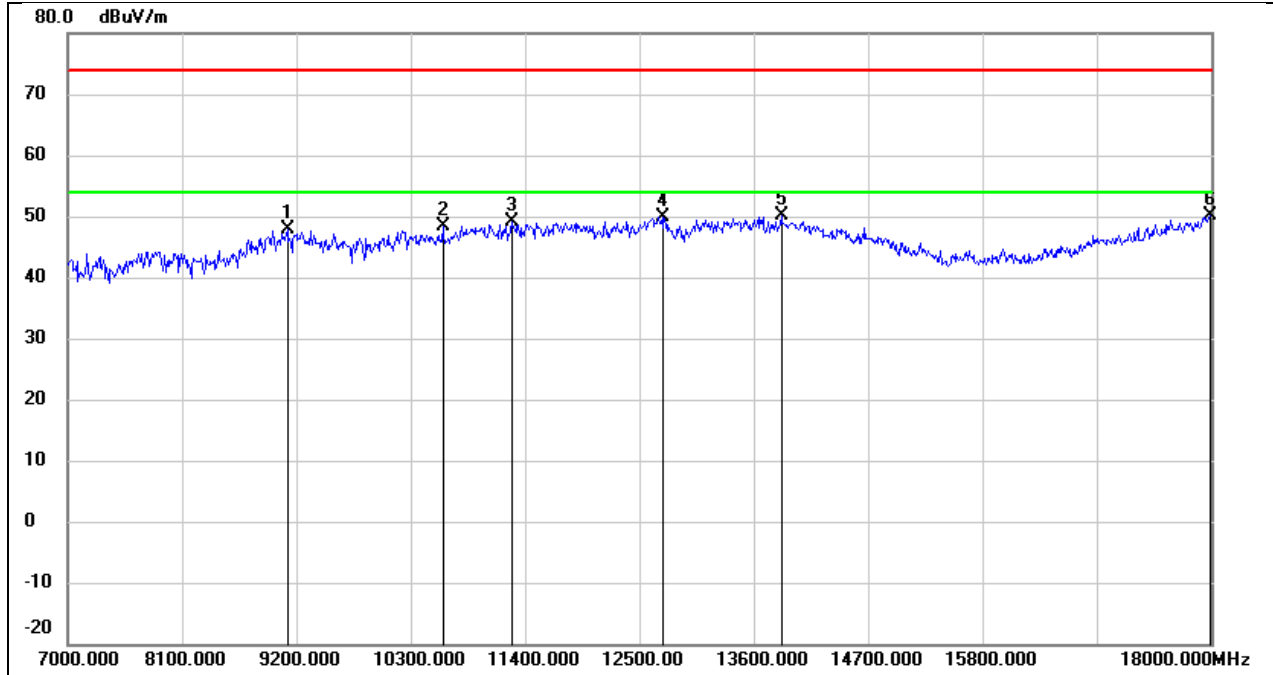
No.	Frequency (MHz)	Reading (dBuV)	Correct (dB/m)	Result (dBuV/m)	Limit (dBuV/m)	Margin (dB)	Remark
1	7649.000	37.93	6.74	44.67	74.00	-29.33	peak
2	9365.000	37.47	10.57	48.04	74.00	-25.96	peak
3	11059.000	34.44	14.96	49.40	74.00	-24.60	peak
4	12643.000	32.33	18.01	50.34	74.00	-23.66	peak
5	13655.000	29.32	21.03	50.35	74.00	-23.65	peak
6	17945.000	24.50	25.75	50.25	74.00	-23.75	peak

Test Mode:	802.11ac VHT80	Frequency(MHz):	5530
Polarity:	Horizontal	Test Voltage:	DC 5 V



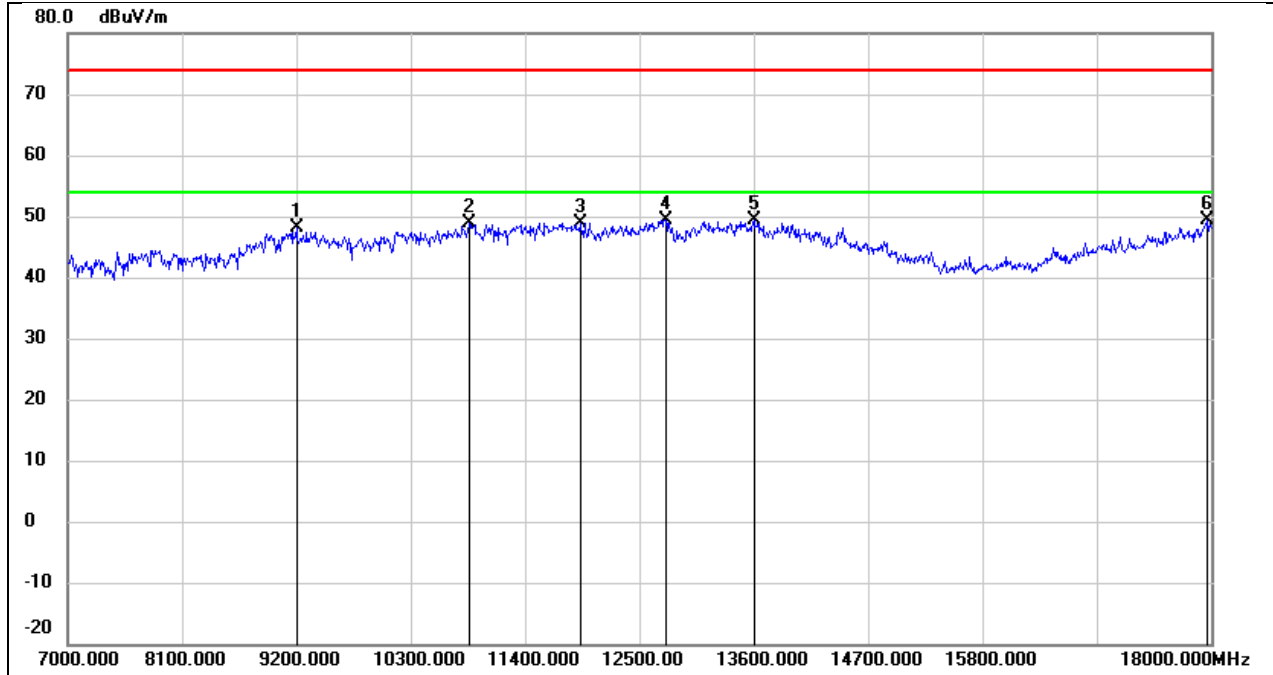
No.	Frequency (MHz)	Reading (dBuV)	Correct (dB/m)	Result (dBuV/m)	Limit (dBuV/m)	Margin (dB)	Remark
1	9255.000	37.66	10.51	48.17	74.00	-25.83	peak
2	10421.000	35.65	12.66	48.31	74.00	-25.69	peak
3	11048.000	34.68	14.91	49.59	74.00	-24.41	peak
4	12687.000	31.43	18.05	49.48	74.00	-24.52	peak
5	13875.000	28.34	21.57	49.91	74.00	-24.09	peak
6	17967.000	24.32	25.89	50.21	74.00	-23.79	peak

Test Mode:	802.11ac VHT80	Frequency(MHz):	5530
Polarity:	Vertical	Test Voltage:	DC 5 V



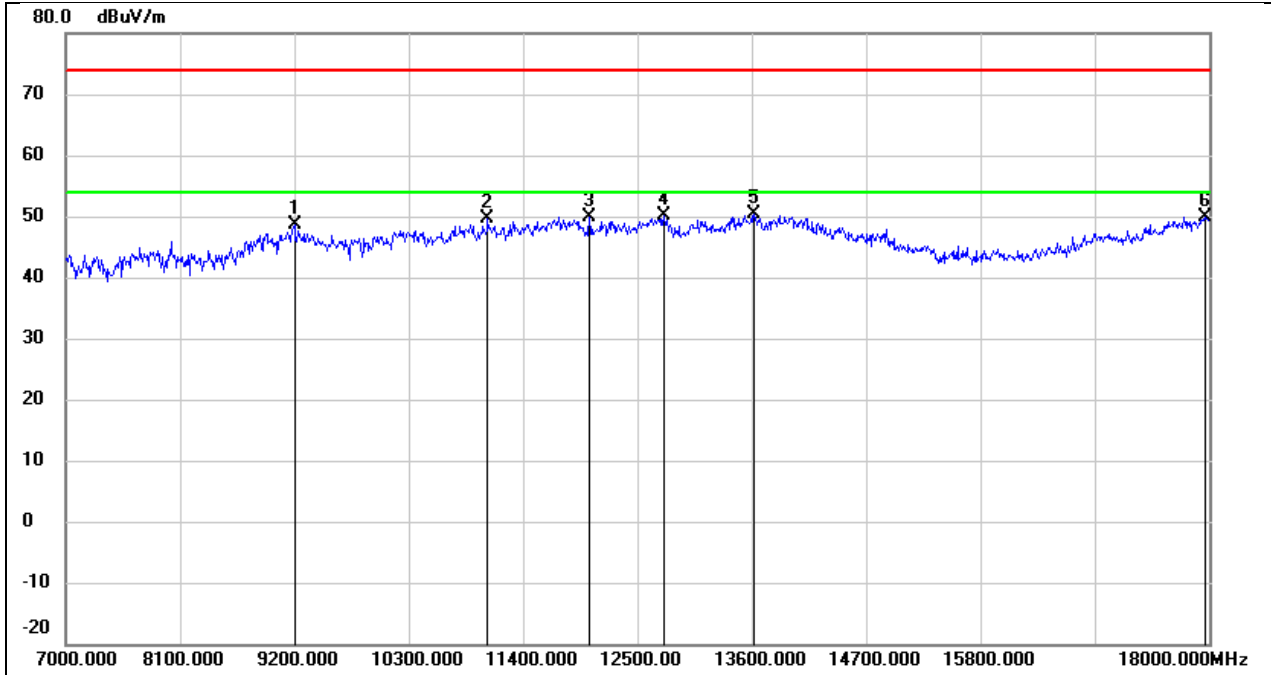
No.	Frequency (MHz)	Reading (dBuV)	Correct (dB/m)	Result (dBuV/m)	Limit (dBuV/m)	Margin (dB)	Remark
1	9112.000	37.49	10.41	47.90	74.00	-26.10	peak
2	10608.000	35.11	13.23	48.34	74.00	-25.66	peak
3	11268.000	33.21	15.83	49.04	74.00	-24.96	peak
4	12720.000	31.78	18.09	49.87	74.00	-24.13	peak
5	13864.000	28.67	21.53	50.20	74.00	-23.80	peak
6	17989.000	24.15	26.04	50.19	74.00	-23.81	peak

Test Mode:	802.11ac VHT80	Frequency(MHz):	5610
Polarity:	Horizontal	Test Voltage:	DC 5 V



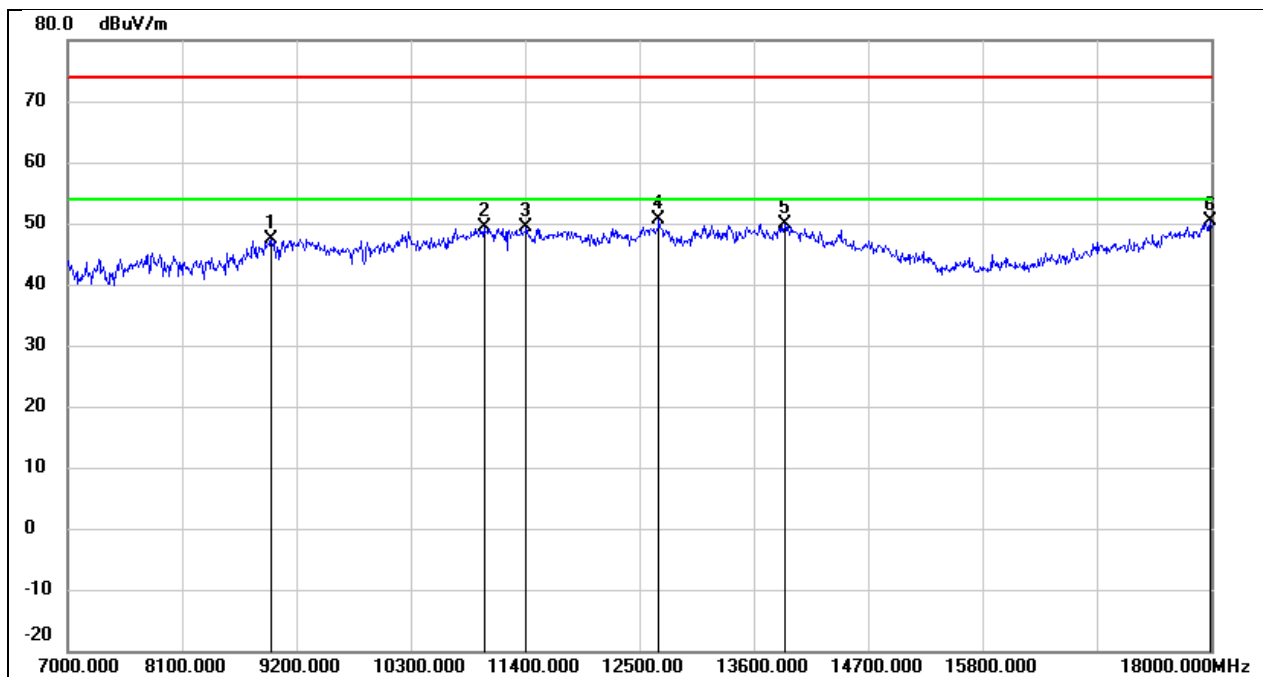
No.	Frequency (MHz)	Reading (dBuV)	Correct (dB/m)	Result (dBuV/m)	Limit (dBuV/m)	Margin (dB)	Remark
1	9200.000	37.66	10.46	48.12	74.00	-25.88	peak
2	10861.000	34.77	14.20	48.97	74.00	-25.03	peak
3	11928.000	31.40	17.57	48.97	74.00	-25.03	peak
4	12753.000	31.28	18.14	49.42	74.00	-24.58	peak
5	13600.000	28.46	20.89	49.35	74.00	-24.65	peak
6	17967.000	23.52	25.89	49.41	74.00	-24.59	peak

Test Mode:	802.11ac VHT80	Frequency(MHz):	5610
Polarity:	Vertical	Test Voltage:	DC 5 V



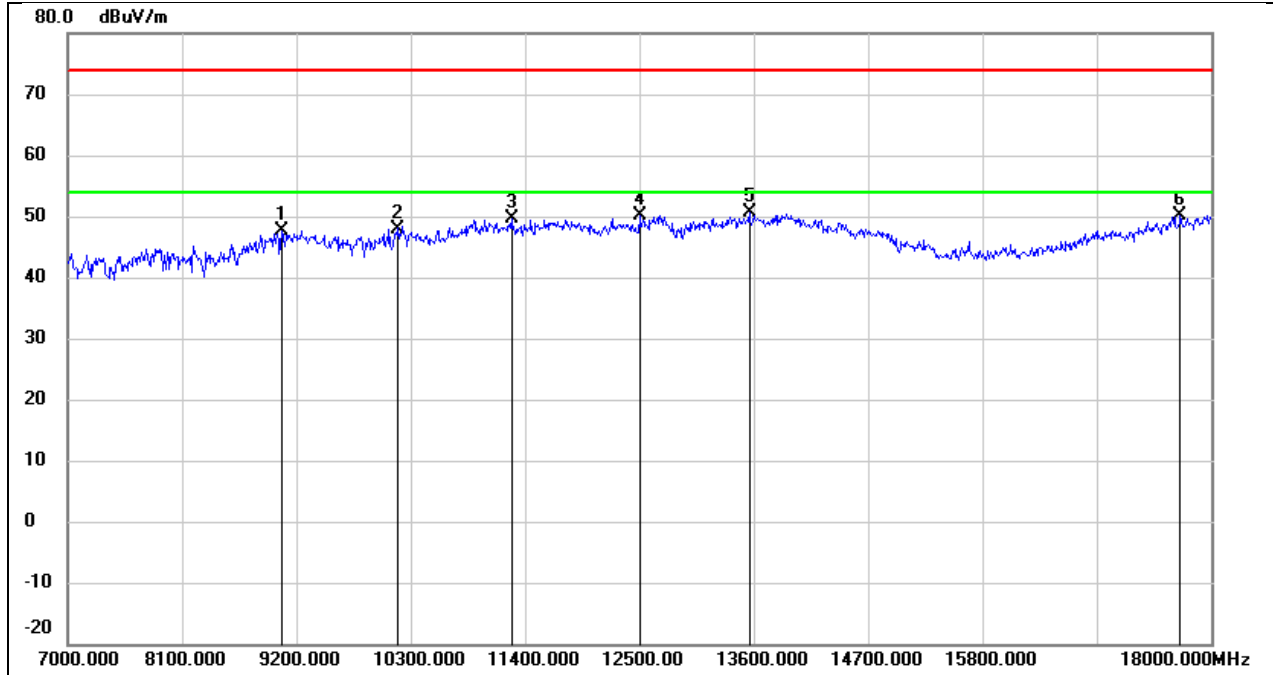
No.	Frequency (MHz)	Reading (dBuV)	Correct (dB/m)	Result (dBuV/m)	Limit (dBuV/m)	Margin (dB)	Remark
1	9200.000	38.14	10.46	48.60	74.00	-25.40	peak
2	11059.000	34.57	14.96	49.53	74.00	-24.47	peak
3	12038.000	32.15	17.71	49.86	74.00	-24.14	peak
4	12753.000	32.00	18.14	50.14	74.00	-23.86	peak
5	13622.000	29.33	20.95	50.28	74.00	-23.72	peak
6	17956.000	24.07	25.82	49.89	74.00	-24.11	peak

Test Mode:	802.11ac VHT80	Frequency(MHz):	5690
Polarity:	Horizontal	Test Voltage:	DC 5 V



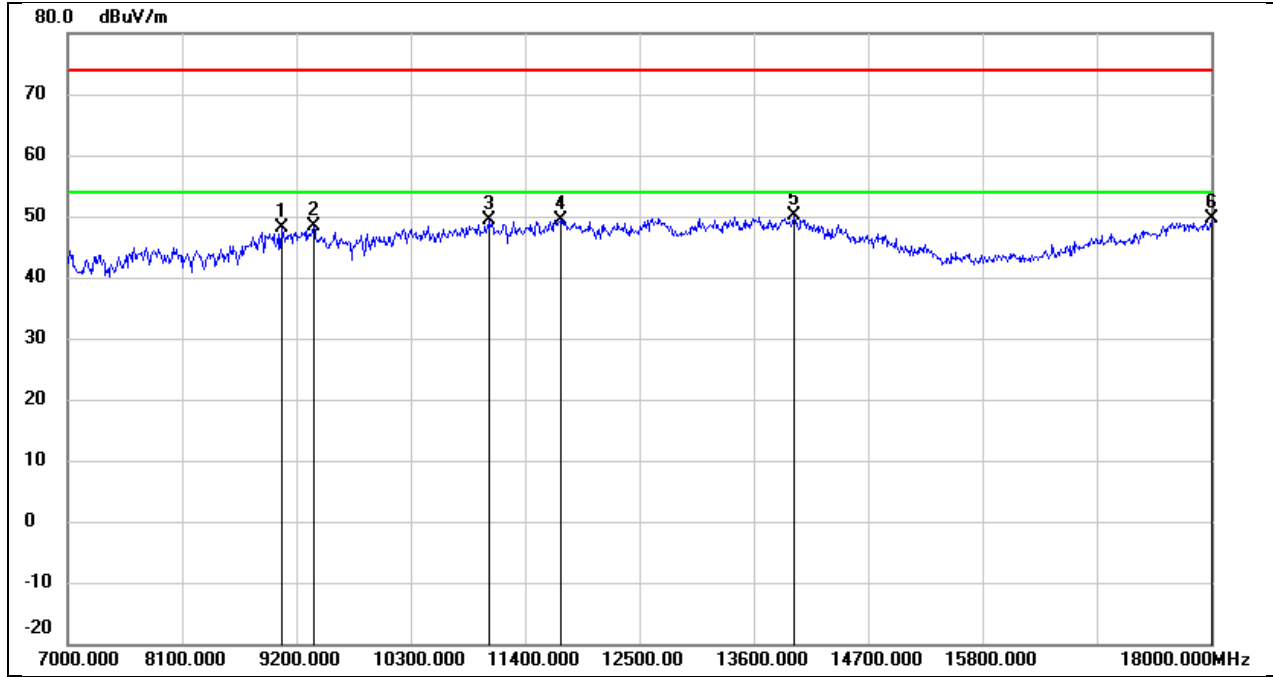
No.	Frequency (MHz)	Reading (dBuV)	Correct (dB/m)	Result (dBuV/m)	Limit (dBuV/m)	Margin (dB)	Remark
1	8958.000	37.45	10.05	47.50	74.00	-26.50	peak
2	11004.000	34.67	14.74	49.41	74.00	-24.59	peak
3	11411.000	32.87	16.41	49.28	74.00	-24.72	peak
4	12687.000	32.53	18.05	50.58	74.00	-23.42	peak
5	13897.000	28.29	21.62	49.91	74.00	-24.09	peak
6	17989.000	24.24	26.04	50.28	74.00	-23.72	peak

Test Mode:	802.11ac VHT80	Frequency(MHz):	5690
Polarity:	Vertical	Test Voltage:	DC 5 V



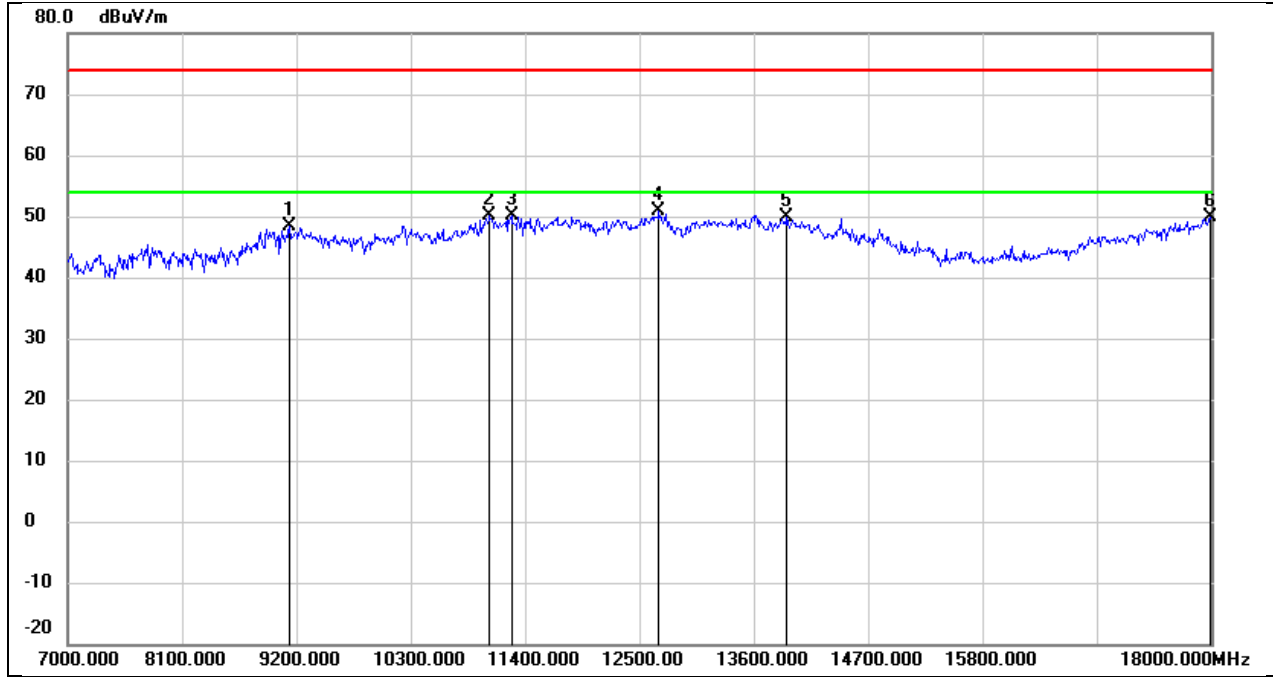
No.	Frequency (MHz)	Reading (dBuV)	Correct (dB/m)	Result (dBuV/m)	Limit (dBuV/m)	Margin (dB)	Remark
1	9057.000	37.27	10.38	47.65	74.00	-26.35	peak
2	10179.000	35.86	12.14	48.00	74.00	-26.00	peak
3	11268.000	33.83	15.83	49.66	74.00	-24.34	peak
4	12500.000	32.32	17.83	50.15	74.00	-23.85	peak
5	13556.000	29.86	20.78	50.64	74.00	-23.36	peak
6	17703.000	25.98	24.09	50.07	74.00	-23.93	peak

Test Mode:	802.11ac VHT80	Frequency(MHz):	5775
Polarity:	Horizontal	Test Voltage:	DC 5 V



No.	Frequency (MHz)	Reading (dBuV)	Correct (dB/m)	Result (dBuV/m)	Limit (dBuV/m)	Margin (dB)	Remark
1	9057.000	37.70	10.38	48.08	74.00	-25.92	peak
2	9365.000	37.90	10.57	48.47	74.00	-25.53	peak
3	11059.000	34.49	14.96	49.45	74.00	-24.55	peak
4	11741.000	32.24	17.22	49.46	74.00	-24.54	peak
5	13985.000	28.28	21.85	50.13	74.00	-23.87	peak
6	18000.000	23.44	26.12	49.56	74.00	-24.44	peak

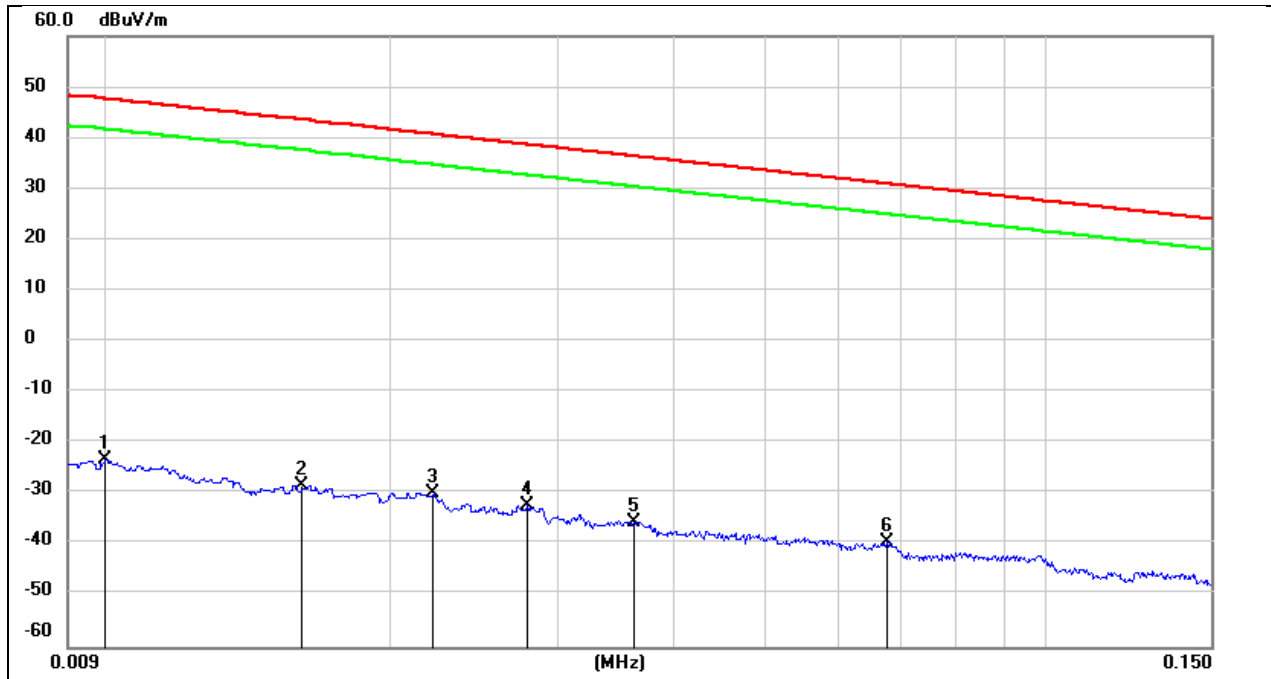
Test Mode:	802.11ac VHT80	Frequency(MHz):	5775
Polarity:	Vertical	Test Voltage:	DC 5 V



No.	Frequency (MHz)	Reading (dBuV)	Correct (dB/m)	Result (dBuV/m)	Limit (dBuV/m)	Margin (dB)	Remark
1	9134.000	37.87	10.41	48.28	74.00	-25.72	peak
2	11059.000	35.07	14.96	50.03	74.00	-23.97	peak
3	11268.000	34.41	15.83	50.24	74.00	-23.76	peak
4	12687.000	32.93	18.05	50.98	74.00	-23.02	peak
5	13919.000	28.18	21.68	49.86	74.00	-24.14	peak
6	17989.000	23.89	26.04	49.93	74.00	-24.07	peak

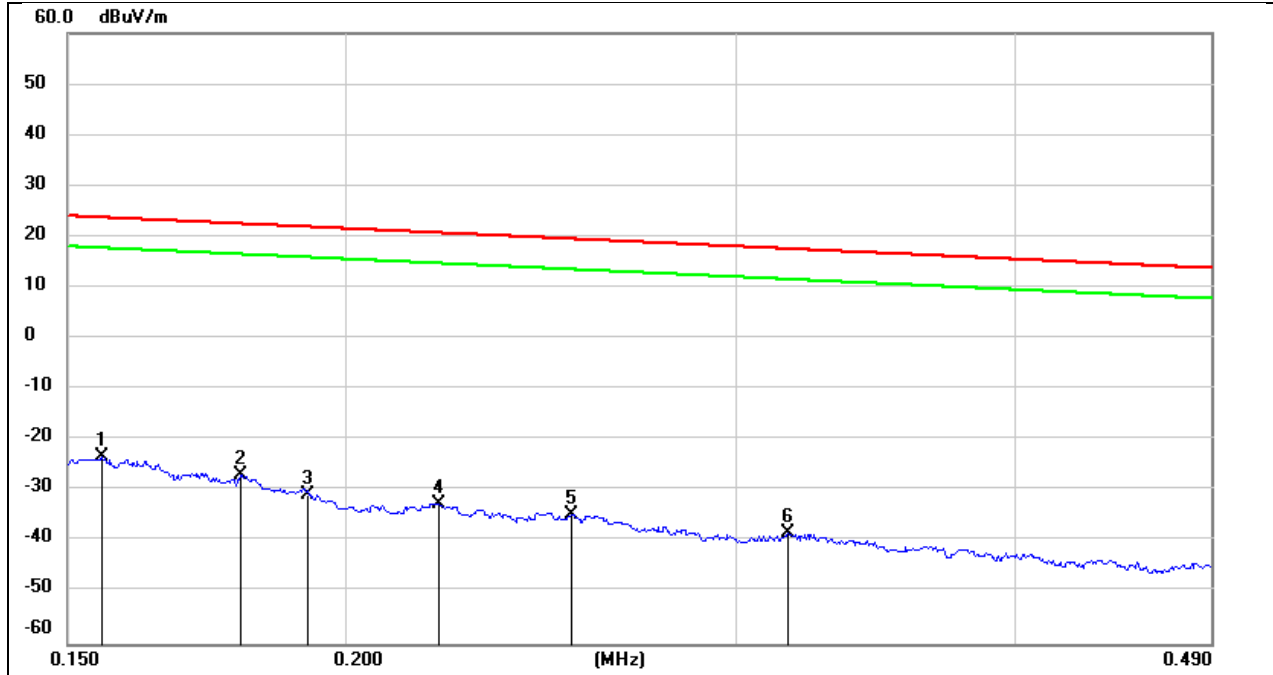
8.4. SPURIOUS EMISSIONS(9 KHZ~30 MHZ)

Test Mode:	802.11a20	Frequency(MHz):	5180
Polarity:	Horizontal	Test Voltage:	DC 5V



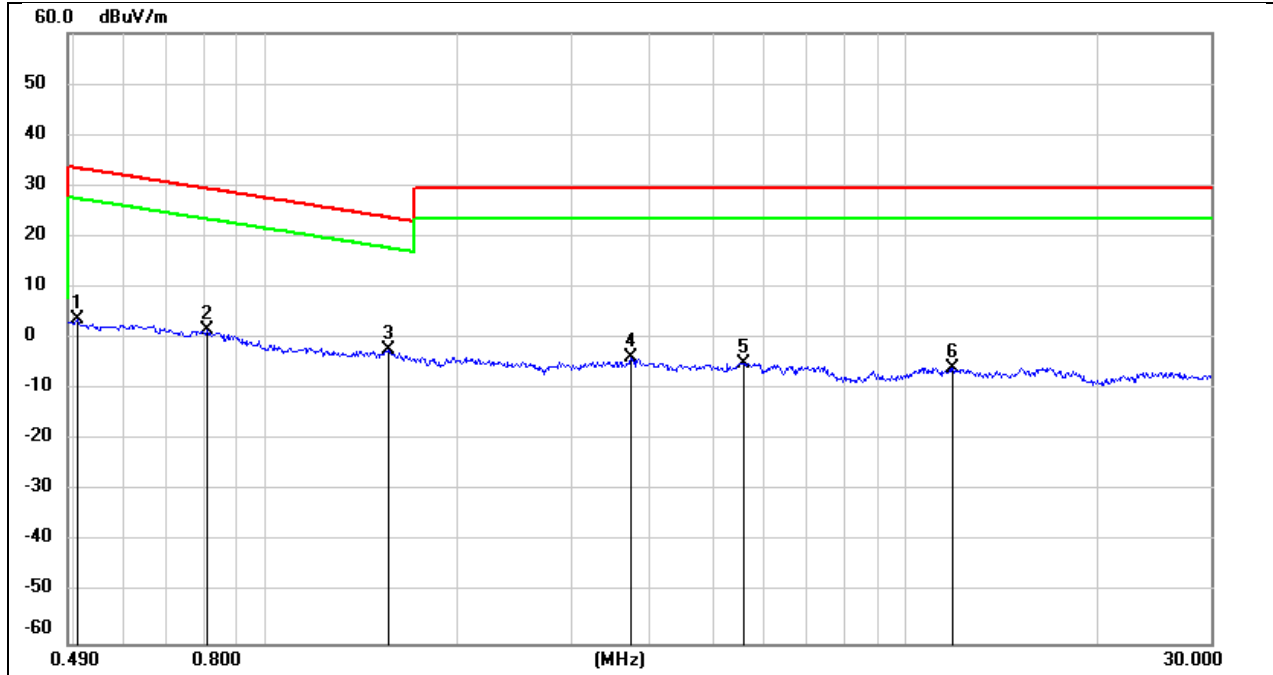
No.	Frequency (MHz)	Reading (dBuV)	Correct (dB/m)	FCC Result (dBuV/m)	FCC Limit (dBuV/m)	ISED Result (dBuA/m)	ISED Limit (dBuA/m)	Margin (dB)	Remark
1	0.01	78.22	-101.4	-23.18	47.6	-74.68	-3.9	-70.78	peak
2	0.016	72.97	-101.37	-28.4	43.52	-79.9	-7.98	-71.92	peak
3	0.0221	71.63	-101.35	-29.72	40.71	-81.22	-10.79	-70.43	peak
4	0.0279	69.17	-101.38	-32.21	38.69	-83.71	-12.81	-70.9	peak
5	0.0362	66.01	-101.42	-35.41	36.43	-86.91	-15.07	-71.84	peak
6	0.0675	62.14	-101.56	-39.42	31.02	-90.92	-20.48	-70.44	peak

Test Mode:	802.11a20	Frequency(MHz):	5180
Polarity:	Horizontal	Test Voltage:	DC 5V



No.	Frequency (MHz)	Reading (dBuV)	Correct (dB/m)	FCC Result (dBuV/m)	FCC Limit (dBuV/m)	ISED Result (dBuA/m)	ISED Limit (dBuA/m)	Margin (dB)	Remark
1	0.1554	78.27	-101.65	-23.38	23.77	-74.88	-27.73	-47.15	peak
2	0.1794	74.77	-101.68	-26.91	22.53	-78.41	-28.97	-49.44	peak
3	0.1925	70.92	-101.7	-30.78	21.92	-82.28	-29.58	-52.7	peak
4	0.2204	69.16	-101.75	-32.59	20.74	-84.09	-30.76	-53.33	peak
5	0.253	67.14	-101.8	-34.66	19.54	-86.16	-31.96	-54.2	peak
6	0.3163	63.7	-101.87	-38.17	17.6	-89.67	-33.9	-55.77	peak

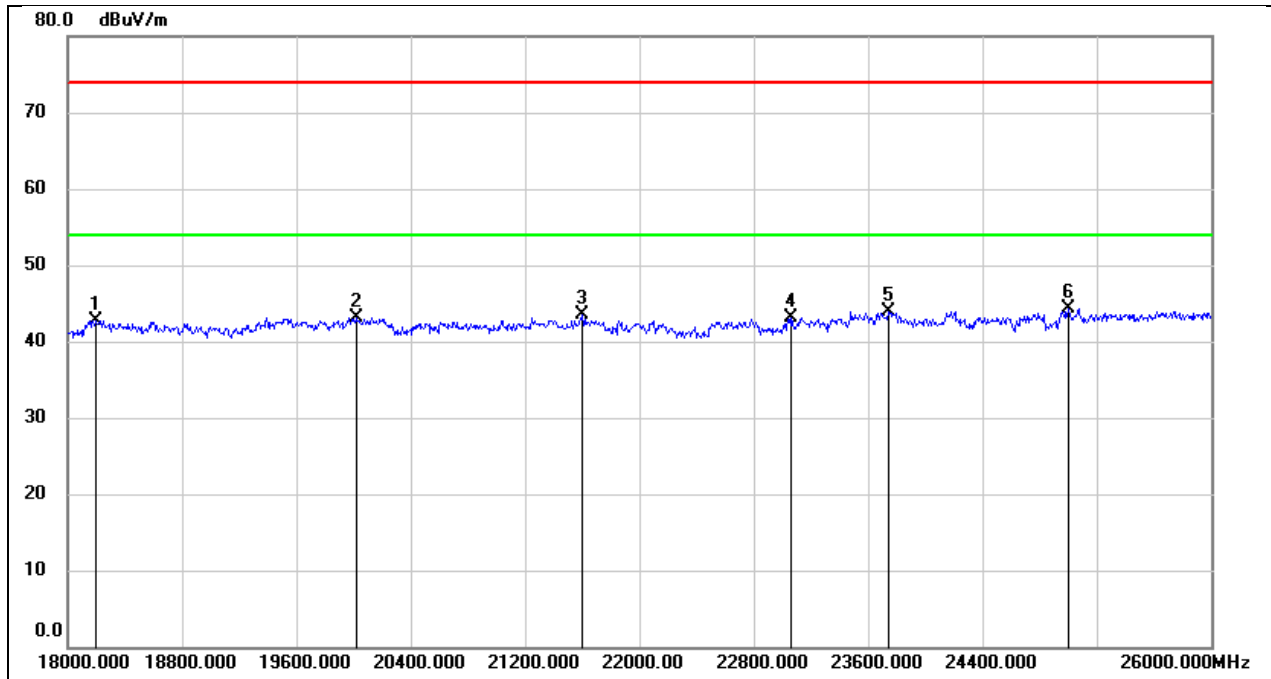
Test Mode:	802.11a20	Frequency(MHz):	5180
Polarity:	Horizontal	Test Voltage:	DC 5V



No.	Frequency (MHz)	Reading (dBuV)	Correct (dB/m)	FCC Result (dBuV/m)	FCC Limit (dBuV/m)	ISED Result (dBuA/m)	ISED Limit (dBuA/m)	Margin (dB)	Remark
1	0.508	65.85	-62.07	3.78	33.49	-47.72	-18.01	-29.71	peak
2	0.8094	63.75	-62.15	1.6	29.44	-49.9	-22.06	-27.84	peak
3	1.5564	59.68	-62.02	-2.34	23.76	-53.84	-27.74	-26.1	peak
4	3.71	57.7	-61.41	-3.71	29.54	-55.21	-21.96	-33.25	peak
5	5.5952	56.55	-61.41	-4.86	29.54	-56.36	-21.96	-34.4	peak
6	11.8513	55.06	-60.88	-5.82	29.54	-57.32	-21.96	-35.36	peak

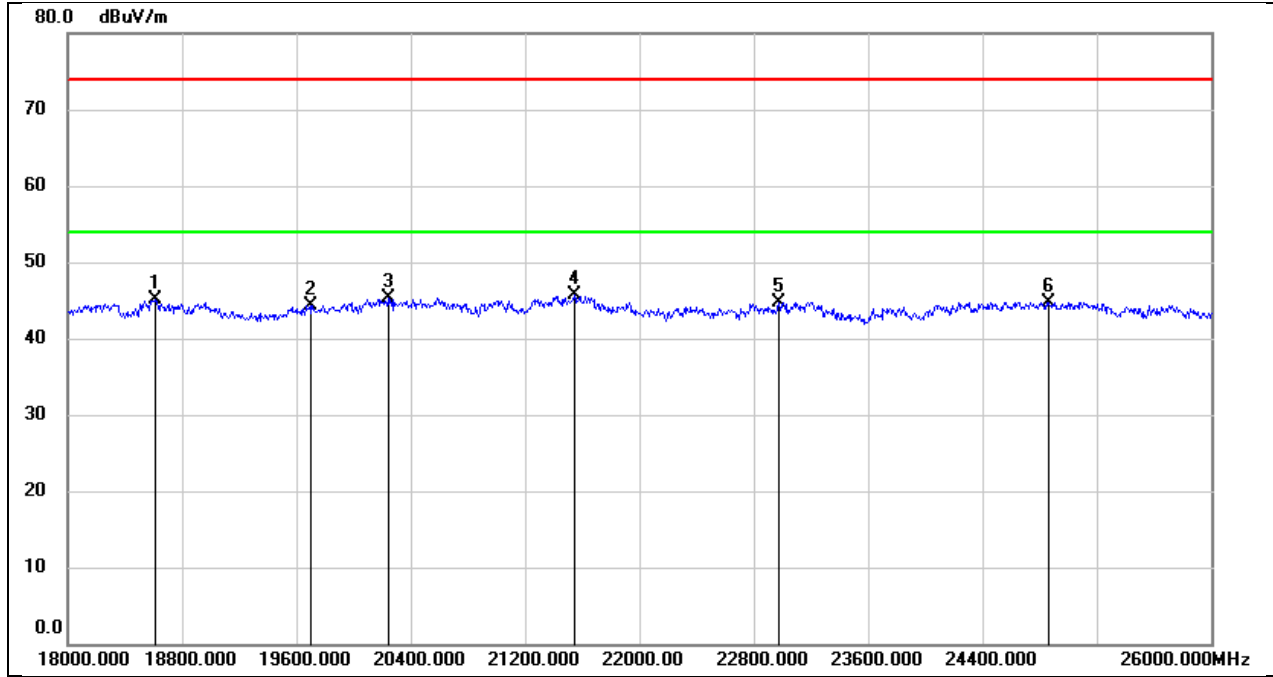
8.5. SPURIOUS EMISSIONS(18 GHZ~26 GHZ)

Test Mode:	802.11a 20	Frequency(MHz):	5180
Polarity:	Horizontal	Test Voltage:	DC 5V



No.	Frequency (MHz)	Reading (dBuV)	Correct (dB/m)	Result (dBuV/m)	Limit (dBuV/m)	Margin (dB)	Remark
1	18200.000	48.29	-5.52	42.77	74.00	-31.23	peak
2	20016.000	48.56	-5.47	43.09	74.00	-30.91	peak
3	21600.000	48.02	-4.54	43.48	74.00	-30.52	peak
4	23064.000	46.49	-3.42	43.07	74.00	-30.93	peak
5	23744.000	47.15	-3.20	43.95	74.00	-30.05	peak
6	25000.000	46.36	-2.10	44.26	74.00	-29.74	peak

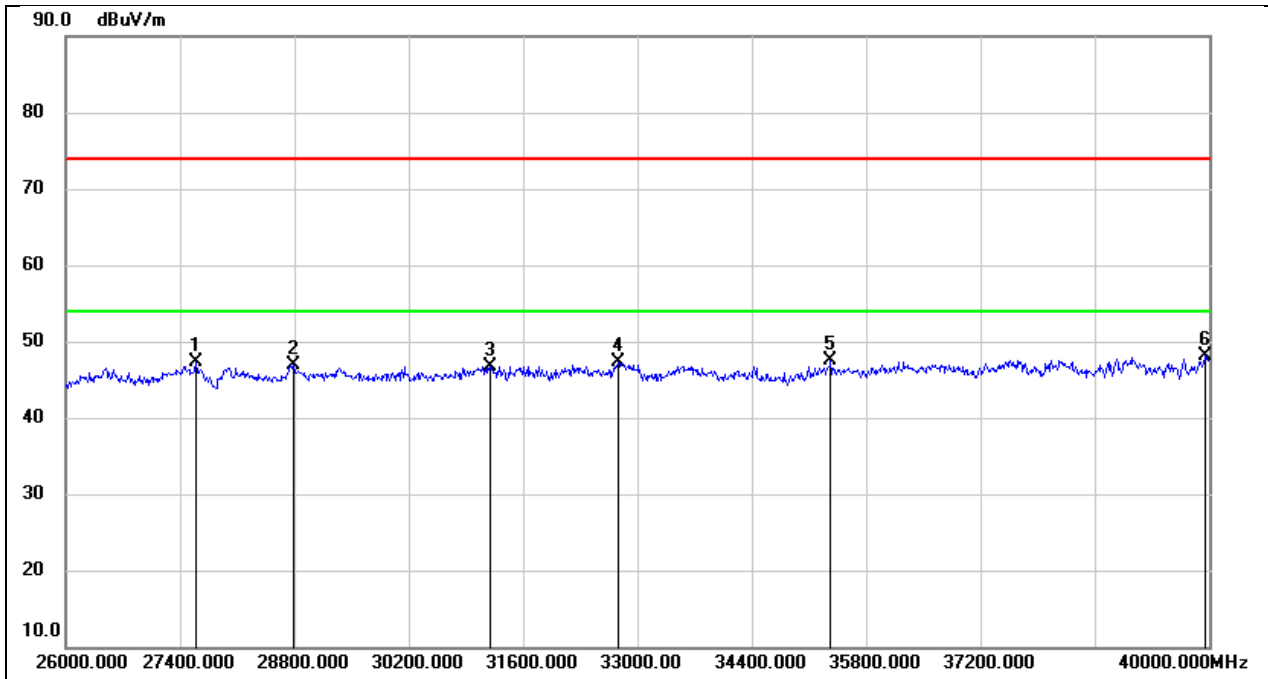
Test Mode:	802.11a 20	Frequency(MHz):	5180
Polarity:	Vertical	Test Voltage:	DC 5V



No.	Frequency (MHz)	Reading (dBuV)	Correct (dB/m)	Result (dBuV/m)	Limit (dBuV/m)	Margin (dB)	Remark
1	18616.000	50.39	-5.34	45.05	74.00	-28.95	peak
2	19696.000	49.65	-5.32	44.33	74.00	-29.67	peak
3	20240.000	50.82	-5.61	45.21	74.00	-28.79	peak
4	21544.000	50.26	-4.63	45.63	74.00	-28.37	peak
5	22976.000	48.26	-3.46	44.80	74.00	-29.20	peak
6	24864.000	47.03	-2.23	44.80	74.00	-29.20	peak

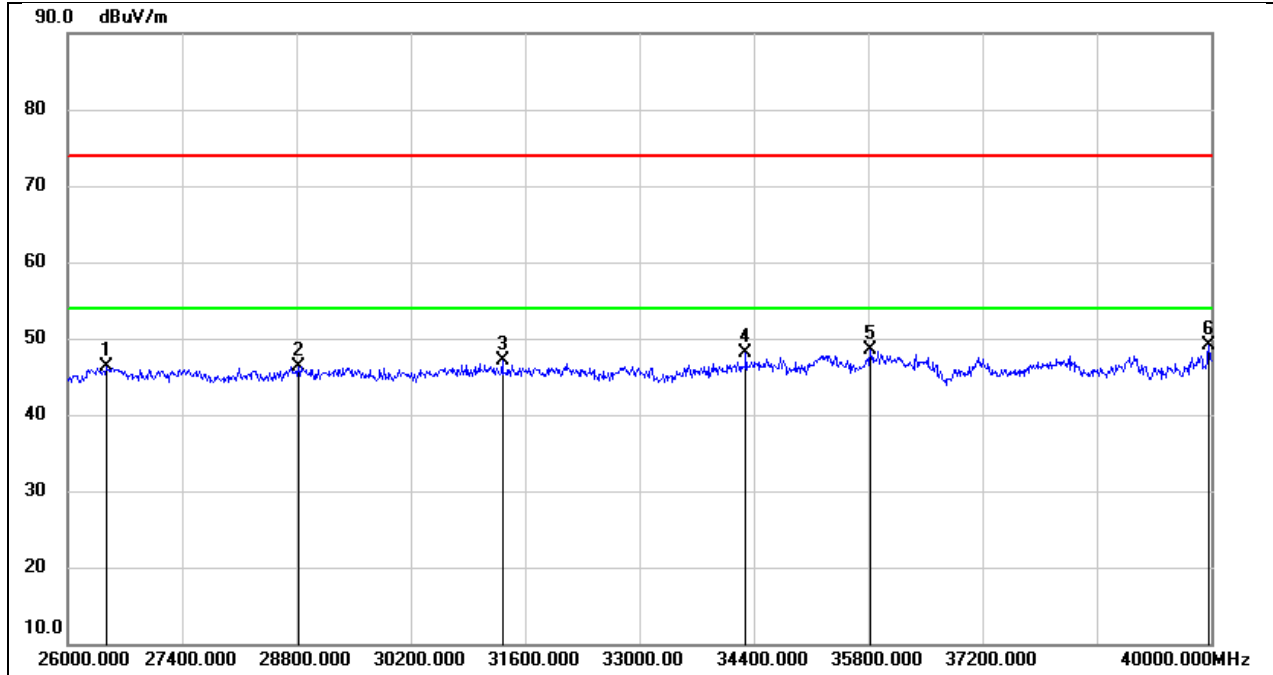
8.6. SPURIOUS EMISSIONS(26 GHZ~40 GHZ)

Test Mode:	802.11a 20	Frequency(MHz):	5180
Polarity:	Horizontal	Test Voltage:	DC 5V



No.	Frequency (MHz)	Reading (dBuV)	Correct (dB/m)	Result (dBuV/m)	Limit (dBuV/m)	Margin (dB)	Remark
1	27596.000	50.71	-3.46	47.25	74.00	-26.75	peak
2	28786.000	47.49	-0.64	46.85	74.00	-27.15	peak
3	31194.000	47.54	-0.80	46.74	74.00	-27.26	peak
4	32762.000	48.45	-1.21	47.24	74.00	-26.76	peak
5	35366.000	44.90	2.59	47.49	74.00	-26.51	peak
6	39958.000	43.08	5.12	48.20	74.00	-25.80	peak

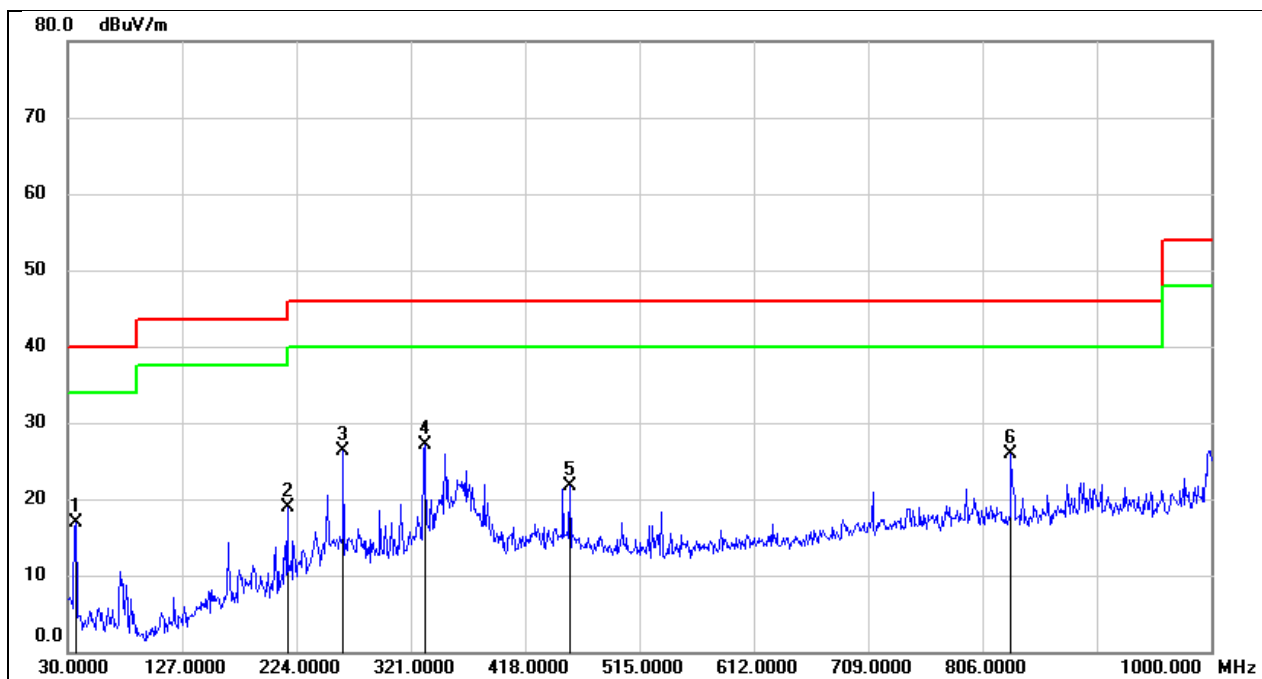
Test Mode:	802.11a 20	Frequency(MHz):	5180
Polarity:	Vertical	Test Voltage:	DC 5V



No.	Frequency (MHz)	Reading (dBuV)	Correct (dB/m)	Result (dBuV/m)	Limit (dBuV/m)	Margin (dB)	Remark
1	26476.000	51.03	-4.78	46.25	74.00	-27.75	peak
2	28828.000	47.13	-0.79	46.34	74.00	-27.66	peak
3	31320.000	48.11	-0.93	47.18	74.00	-26.82	peak
4	34302.000	46.95	1.10	48.05	74.00	-25.95	peak
5	35828.000	44.75	3.67	48.42	74.00	-25.58	peak
6	39972.000	43.95	5.13	49.08	74.00	-24.92	peak

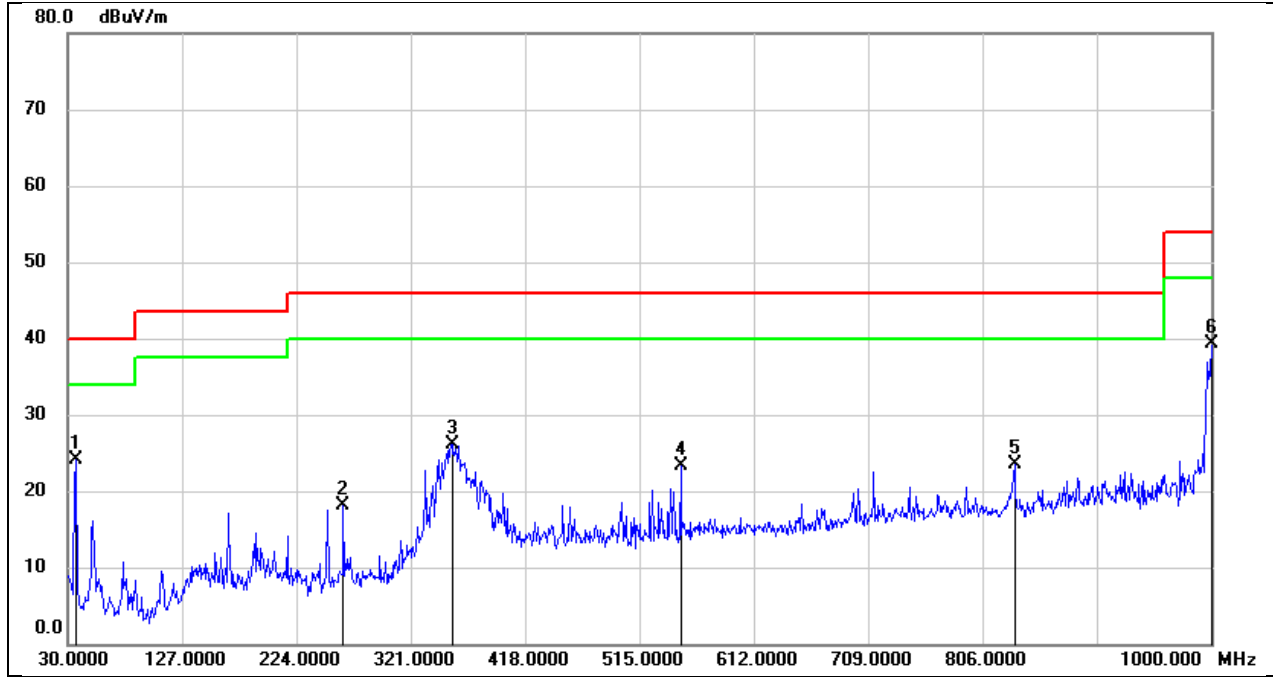
8.7. SPURIOUS EMISSIONS(30 MHZ~1 GHZ)

Test Mode:	802.11a 20	Frequency(MHz):	5180
Polarity:	Horizontal	Test Voltage:	DC5V



No.	Frequency (MHz)	Reading (dBuV)	Correct (dB/m)	Result (dBuV/m)	Limit (dBuV/m)	Margin (dB)	Remark
1	36.7900	35.73	-18.83	16.90	40.00	-23.10	QP
2	216.2400	35.46	-16.64	18.82	46.00	-27.18	QP
3	263.7700	43.65	-17.39	26.26	46.00	-19.74	QP
4	332.6400	40.47	-13.30	27.17	46.00	-18.83	QP
5	455.8300	32.95	-11.25	21.70	46.00	-24.30	QP
6	830.2500	31.96	-6.12	25.84	46.00	-20.16	QP

Test Mode:	802.11a 20	Frequency(MHz):	5180
Polarity:	Vertical	Test Voltage:	DC5V



No.	Frequency (MHz)	Reading (dBuV)	Correct (dB/m)	Result (dBuV/m)	Limit (dBuV/m)	Margin (dB)	Remark
1	36.7900	42.88	-18.83	24.05	40.00	-15.95	QP
2	263.7700	35.55	-17.39	18.16	46.00	-27.84	QP
3	355.9200	38.52	-12.46	26.06	46.00	-19.94	QP
4	549.9200	33.53	-10.27	23.26	46.00	-22.74	QP
5	833.1599	29.49	-6.06	23.43	46.00	-22.57	QP
6	1000.0000	42.97	-3.66	39.31	54.00	-14.69	QP

9. AC POWER LINE CONDUCTED EMISSION

LIMITS

Please refer to CFR 47 FCC §15.207 (a) and ISED RSS-Gen Clause 8.8

FREQUENCY (MHz)	Quasi-peak	Average
0.15 -0.5	66 - 56 *	56 - 46 *
0.50 -5.0	56.00	46.00
5.0 -30.0	60.00	50.00

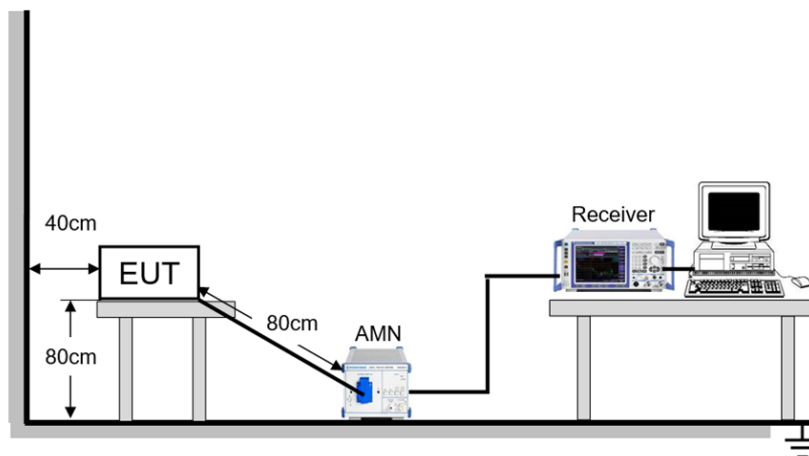
TEST PROCEDURE

Refer to ANSI C63.10-2013 clause 6.2.

The EUT is put on a table of non-conducting material that is 80 cm high. The vertical conducting wall of shielding is located 40 cm to the rear of the EUT. The power line of the EUT is connected to the AC mains through a Artificial Mains Network (A.M.N.). A EMI Measurement Receiver (R&S Test Receiver ESR3) is used to test the emissions from both sides of AC line. According to the requirements in Section 6.2 of ANSI C63.10-2013. Conducted emissions from the EUT measured in the frequency range between 0.15 MHz and 30 MHz using CISPR Quasi-Peak and average detector mode. The bandwidth of EMI test receiver is set at 9 kHz.

The arrangement of the equipment is installed to meet the standards and operating in a manner, which tends to maximize its emission characteristics in a normal application.

TEST SETUP



TEST ENVIRONMENT

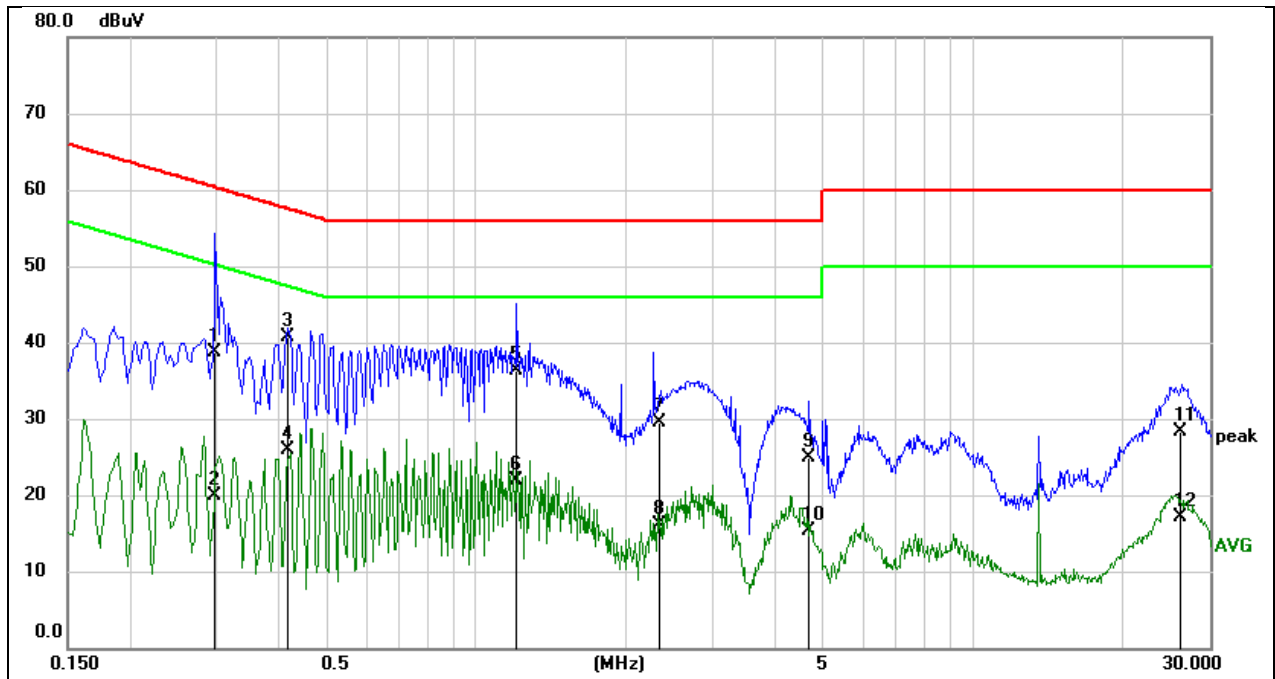
Temperature	24.5°C	Relative Humidity	58%
Atmosphere Pressure	101kPa	Test Voltage	AC 120 V, 60 Hz

TEST DATE / ENGINEER

Test Date	December 5, 2023	Test By	Kebo Zhang
-----------	------------------	---------	------------

TEST RESULTS

Test Mode:	802.11a	Frequency(MHz):	5180
Line:	Line		



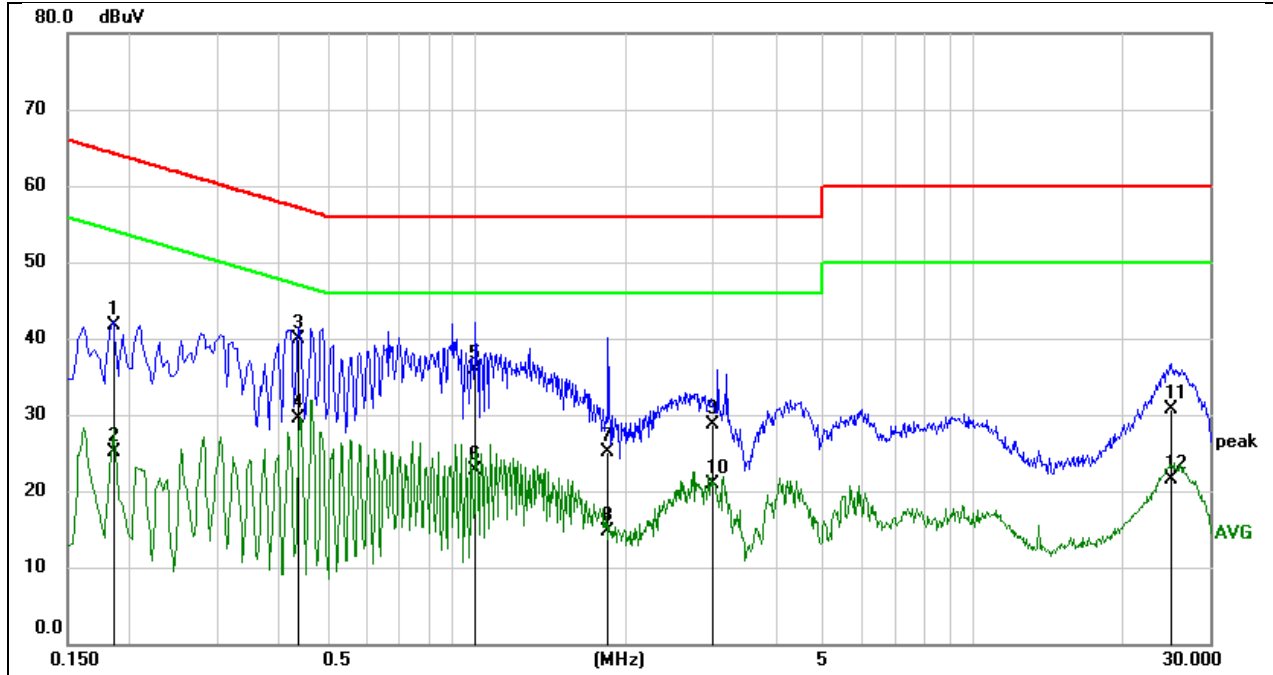
No.	Frequency (MHz)	Reading (dBuV)	Correct (dB)	Result (dBuV)	Limit (dBuV)	Margin (dB)	Remark
1	0.2967	29.02	9.59	38.61	60.33	-21.72	QP
2	0.2967	10.34	9.59	19.93	50.33	-30.40	AVG
3	0.4178	31.05	9.60	40.65	57.49	-16.84	QP
4	0.4178	16.25	9.60	25.85	47.49	-21.64	AVG
5	1.2112	26.79	9.61	36.40	56.00	-19.60	QP
6	1.2112	12.30	9.61	21.91	46.00	-24.09	AVG
7	2.3354	19.94	9.65	29.59	56.00	-26.41	QP
8	2.3354	6.45	9.65	16.10	46.00	-29.90	AVG
9	4.6941	15.14	9.71	24.85	56.00	-31.15	QP
10	4.6941	5.66	9.71	15.37	46.00	-30.63	AVG
11	26.2278	18.62	9.73	28.35	60.00	-31.65	QP
12	26.2278	7.44	9.73	17.17	50.00	-32.83	AVG

Note:

1. Result = Reading + Correct Factor.
2. If QP Result complies with AV limit, AV Result is deemed to comply with AV limit.
3. Test setup: RBW: 200 Hz (9 kHz ~ 150 kHz), 9 kHz (150 kHz ~ 30 MHz).
4. Step size: 80 Hz (0.009 MHz ~ 0.15 MHz), 4 kHz (0.15 MHz ~ 30 MHz), Scan time: auto.

Note: All the modes have been tested, only the worst data was recorded in the report.

Test Mode:	802.11a	Frequency(MHz):	5180
Line:	Neutral		



No.	Frequency (MHz)	Reading (dBuV)	Correct (dB)	Result (dBuV)	Limit (dBuV)	Margin (dB)	Remark
1	0.1857	32.11	9.56	41.67	64.23	-22.56	QP
2	0.1857	15.60	9.56	25.16	54.23	-29.07	AVG
3	0.4411	30.36	9.52	39.88	57.04	-17.16	QP
4	0.4411	19.90	9.52	29.42	47.04	-17.62	AVG
5	0.9972	26.42	9.51	35.93	56.00	-20.07	QP
6	0.9972	13.28	9.51	22.79	46.00	-23.21	AVG
7	1.8439	15.47	9.60	25.07	56.00	-30.93	QP
8	1.8439	5.07	9.60	14.67	46.00	-31.33	AVG
9	2.9914	19.00	9.62	28.62	56.00	-27.38	QP
10	2.9914	11.19	9.62	20.81	46.00	-25.19	AVG
11	25.0620	21.01	9.70	30.71	60.00	-29.29	QP
12	25.0620	11.90	9.70	21.60	50.00	-28.40	AVG

Note:

1. Result = Reading + Correct Factor.
2. If QP Result complies with AV limit, AV Result is deemed to comply with AV limit.
3. Test setup: RBW: 200 Hz (9 kHz ~ 150 kHz), 9 kHz (150 kHz ~ 30 MHz).
4. Step size: 80 Hz (0.009 MHz ~ 0.15 MHz), 4 kHz (0.15 MHz ~ 30 MHz), Scan time: auto.

Note: All the modes have been tested, only the worst data was recorded in the report.

10. ANTENNA REQUIREMENT

REQUIREMENT

Please refer to FCC part 15.203

An intentional radiator shall be designed to ensure that no antenna other than that furnished by the responsible party shall be used with the device. The use of a permanently attached antenna or of an antenna that uses a unique coupling to the intentional radiator shall be considered sufficient to comply with the provisions of this section. The manufacturer may design the unit so that a broken antenna can be replaced by the user, but the use of a standard antenna jack or electrical connector is prohibited.

Please refer to FCC part 15.407(a)

For an indoor access point operating in the band 5.15-5.25 GHz, the maximum conducted output power over the frequency band of operation shall not exceed 1 W provided the maximum antenna gain does not exceed 6 dBi. In addition, the maximum power spectral density shall not exceed 17 dBm in any 1 megahertz band. If transmitting antennas of directional gain greater than 6 dBi are used, both the maximum conducted output power and the maximum power spectral density shall be reduced by the amount in dB that the directional gain of the antenna exceeds 6 dBi.

DESCRIPTION

Pass

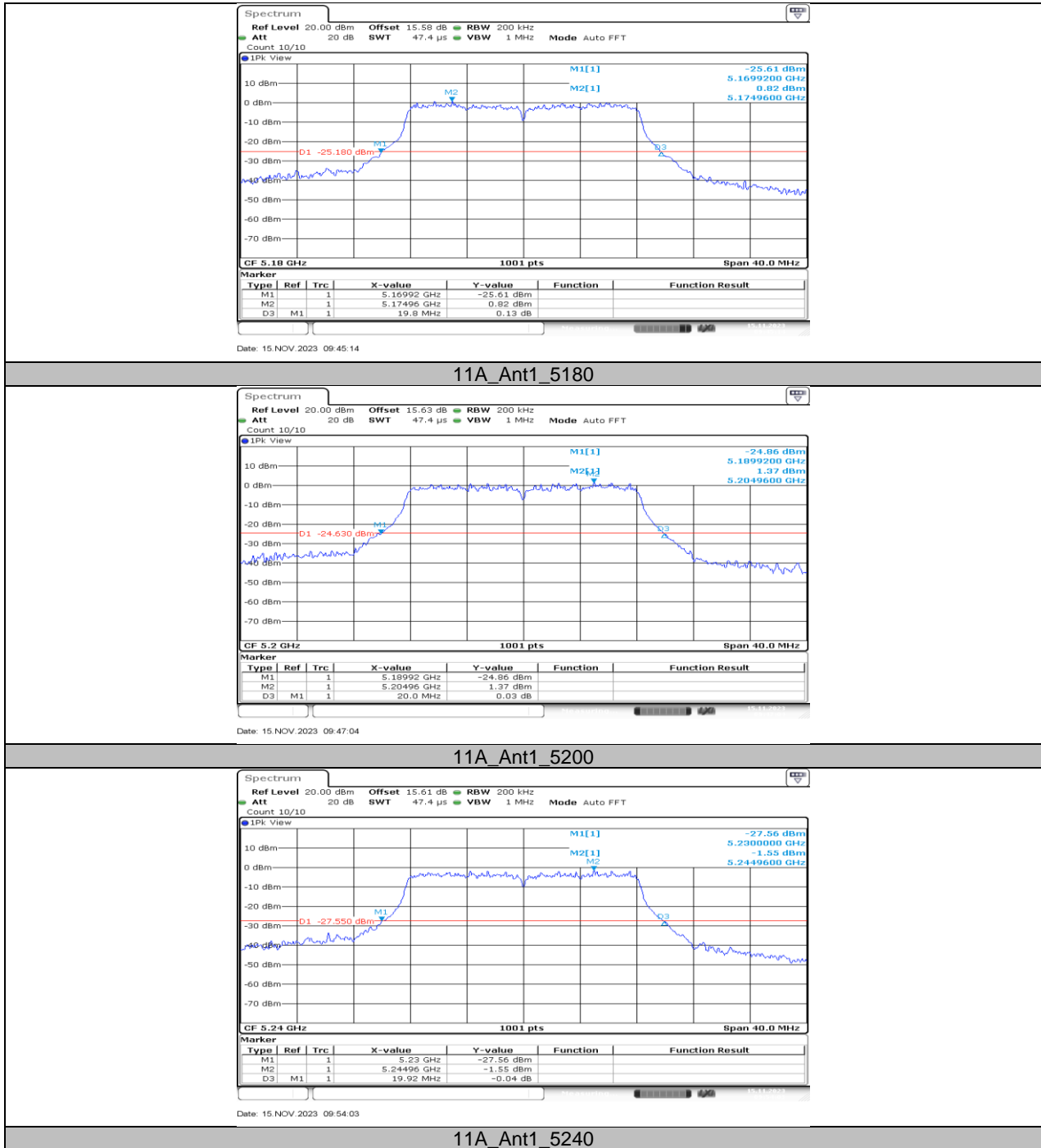
11. TEST DATA

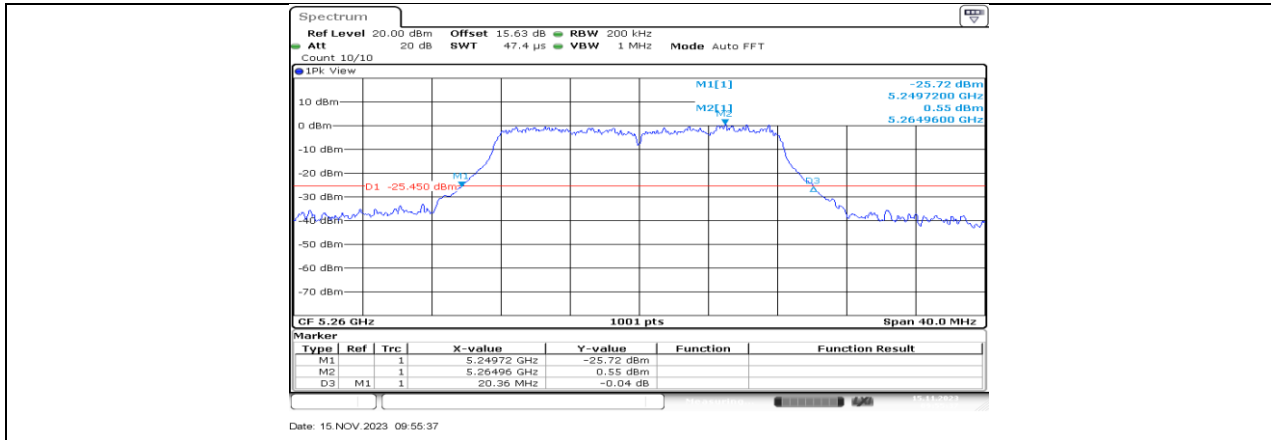
11.1. APPENDIX A1: EMISSION BANDWIDTH

11.1.1. Test Result

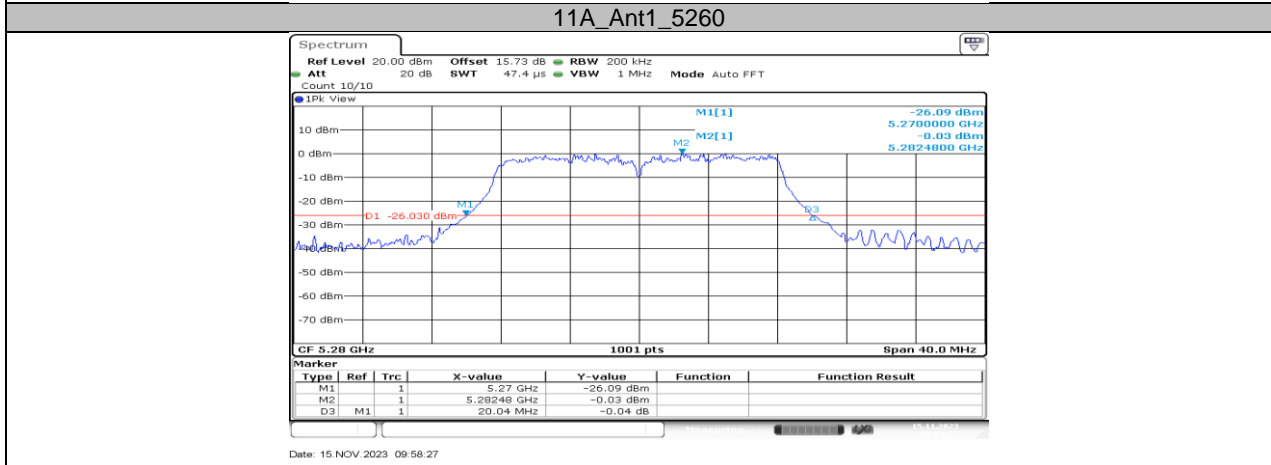
Test Mode	Antenna	Frequency[MHz]	26db EBW [MHz]	FL[MHz]	FH[MHz]	Verdict		
11A	Ant1	5180	19.80	5169.92	5189.72	PASS		
		5200	20.00	5189.92	5209.92	PASS		
		5240	19.92	5230.00	5249.92	PASS		
		5260	20.36	5249.72	5270.08	PASS		
		5280	20.04	5270.00	5290.04	PASS		
		5320	20.40	5309.88	5330.28	PASS		
		5500	20.32	5489.72	5510.04	PASS		
		5580	20.08	5570.04	5590.12	PASS		
		5700	19.72	5690.12	5709.84	PASS		
		5720	20.08	5709.96	5730.04	PASS		
		5720_UNII-2C	15.04	5709.96	5725	PASS		
		5720_UNII-3	5.04	5725	5730.04	PASS		
		5745	20.04	5734.80	5754.84	PASS		
		5785	20.24	5774.68	5794.92	PASS		
5825	20.12	5814.76	5834.88	PASS				
11N20SISO	Ant1	5180	20.84	5169.56	5190.40	PASS		
		5200	20.64	5189.76	5210.40	PASS		
		5240	20.32	5229.64	5249.96	PASS		
		5260	20.68	5249.48	5270.16	PASS		
		5280	20.60	5269.76	5290.36	PASS		
		5320	21.00	5309.32	5330.32	PASS		
		5500	20.72	5489.52	5510.24	PASS		
		5580	20.56	5569.60	5590.16	PASS		
		5700	20.56	5689.52	5710.08	PASS		
		5720	20.92	5709.40	5730.32	PASS		
		5720_UNII-2C	15.6	5709.40	5725	PASS		
		5720_UNII-3	5.32	5725	5730.32	PASS		
		5745	20.16	5734.80	5754.96	PASS		
		5785	20.52	5774.52	5795.04	PASS		
5825	20.44	5814.80	5835.24	PASS				
11N40SISO	Ant1	5190	41.36	5169.44	5210.80	PASS		
		5230	41.84	5209.12	5250.96	PASS		
		5270	42.00	5248.80	5290.80	PASS		
		5310	42.00	5288.88	5330.88	PASS		
		5510	42.48	5488.96	5531.44	PASS		
		5550	41.36	5529.52	5570.88	PASS		
		5670	41.52	5649.52	5691.04	PASS		
		5710	41.68	5689.28	5730.96	PASS		
		5710_UNII-2C	35.72	5689.28	5725	PASS		
		5710_UNII-3	5.96	5725	5730.96	PASS		
		5755	42.16	5733.72	5775.88	PASS		
		5795	41.84	5773.80	5815.64	PASS		
		11AC80SISO	Ant1	5210	81.92	5168.88	5250.80	PASS
				5290	81.44	5249.52	5330.96	PASS
5530	82.24			5489.20	5571.44	PASS		
5610	82.08			5568.72	5650.80	PASS		
5690	81.92			5649.36	5731.28	PASS		
5690_UNII-2C	75.64			5649.36	5725	PASS		
5690_UNII-3	6.28			5725	5731.28	PASS		
5775	82.08	5733.56	5815.64	PASS				

11.1.2. Test Graphs

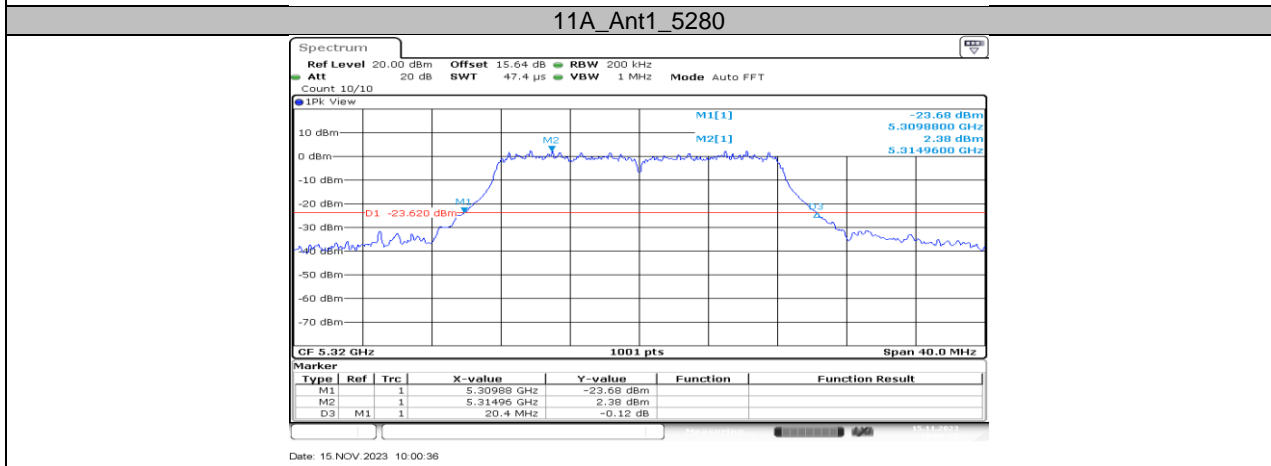




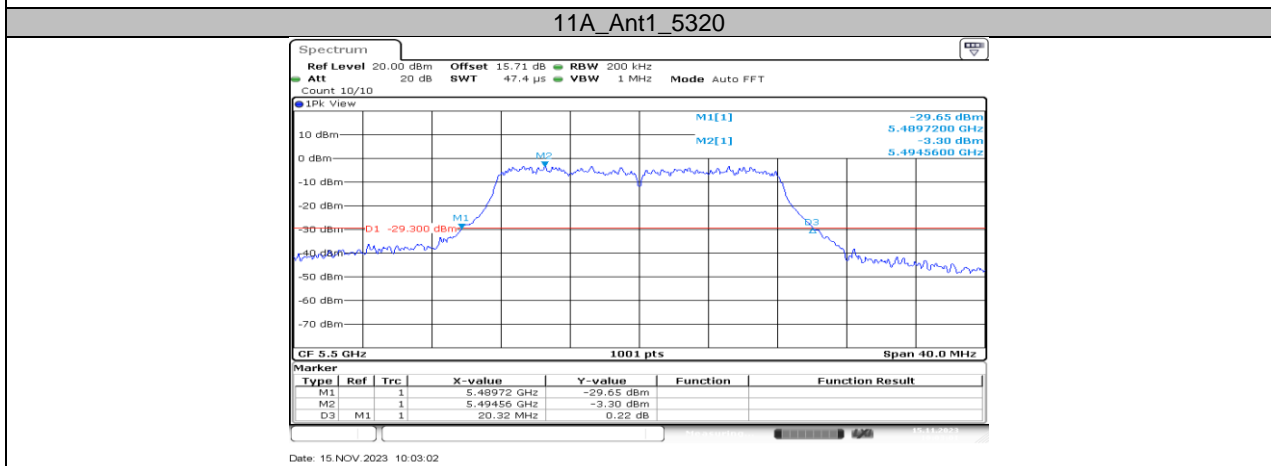
Date: 15.NOV.2023 09:55:37



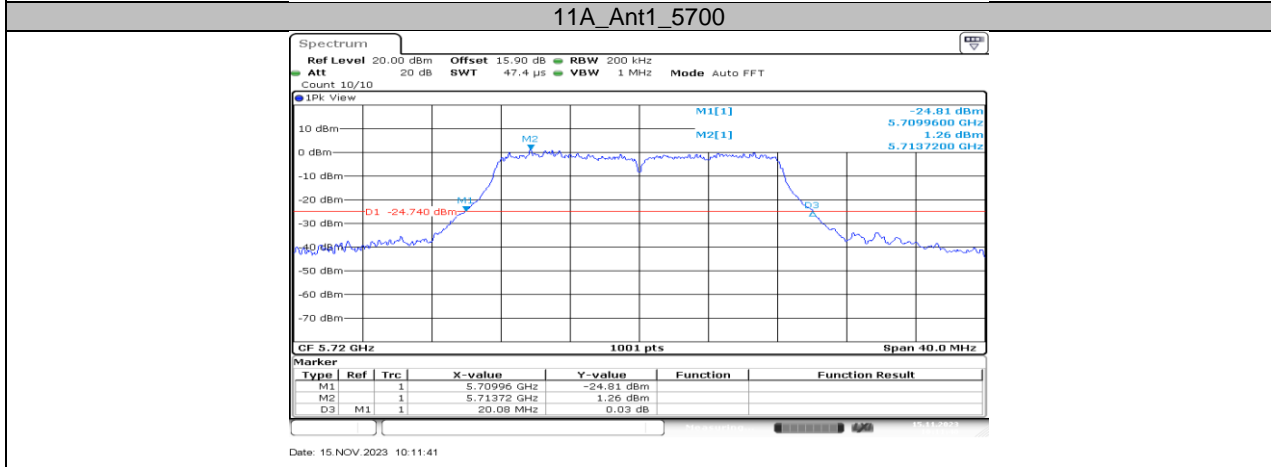
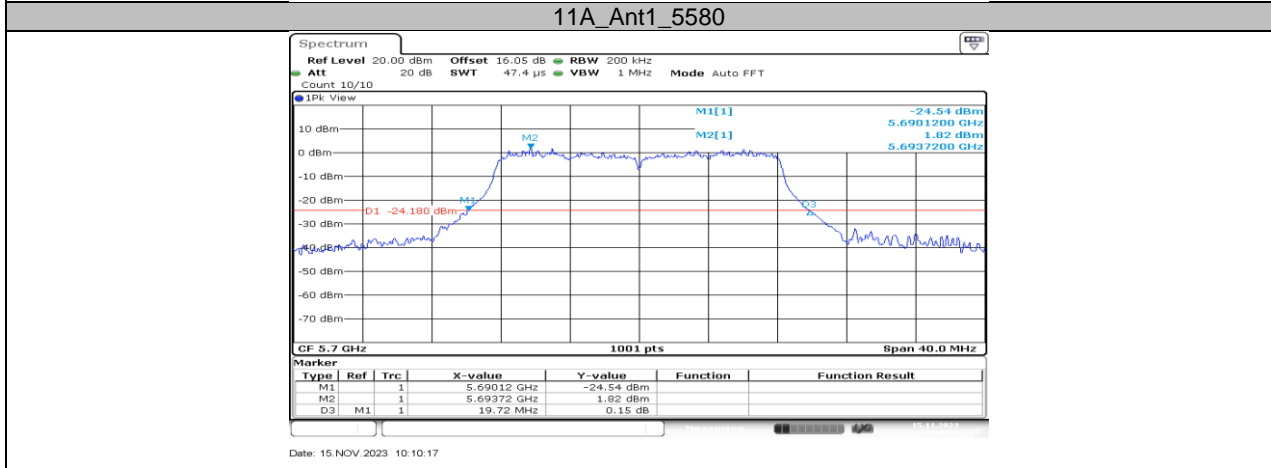
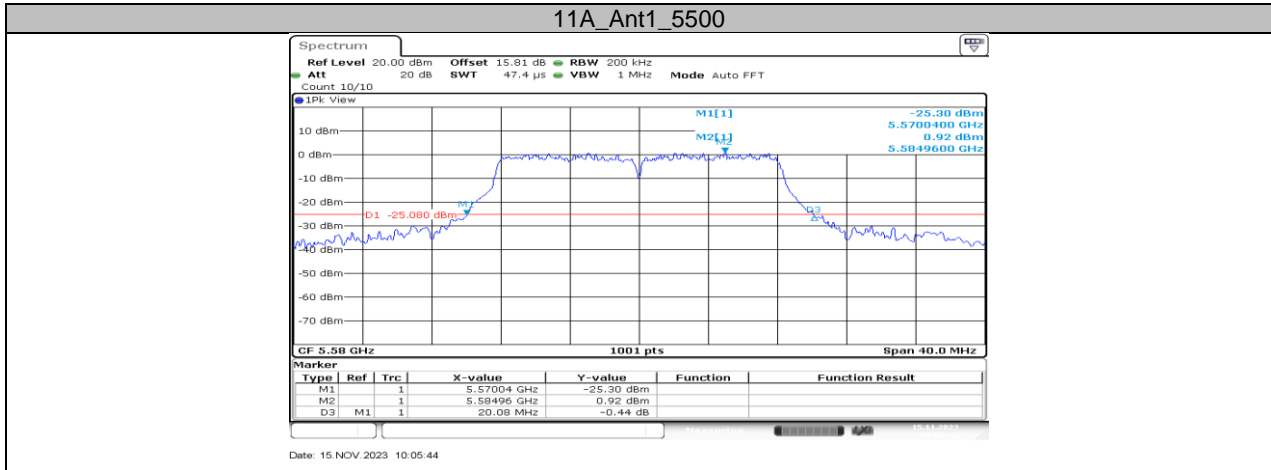
Date: 15.NOV.2023 09:58:27



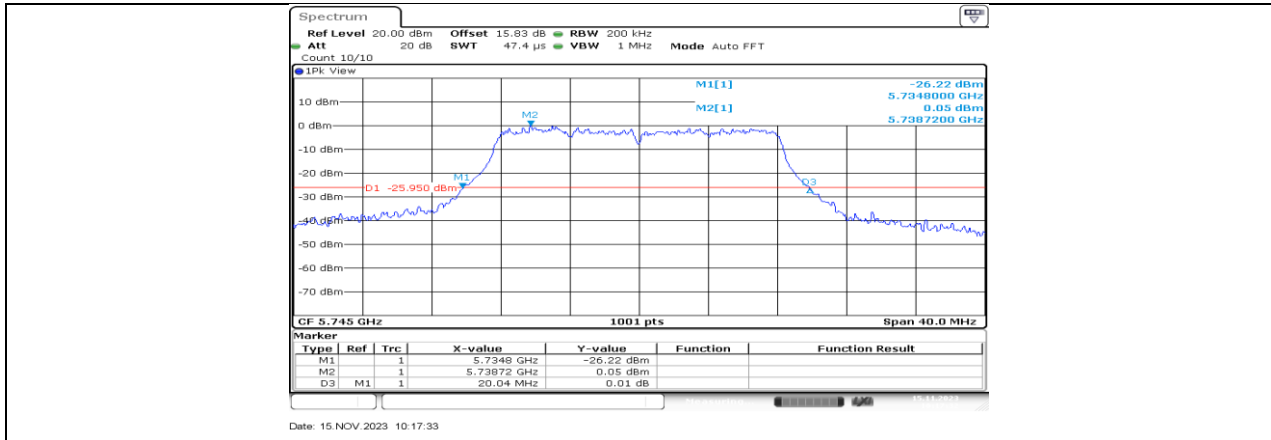
Date: 15.NOV.2023 10:00:36



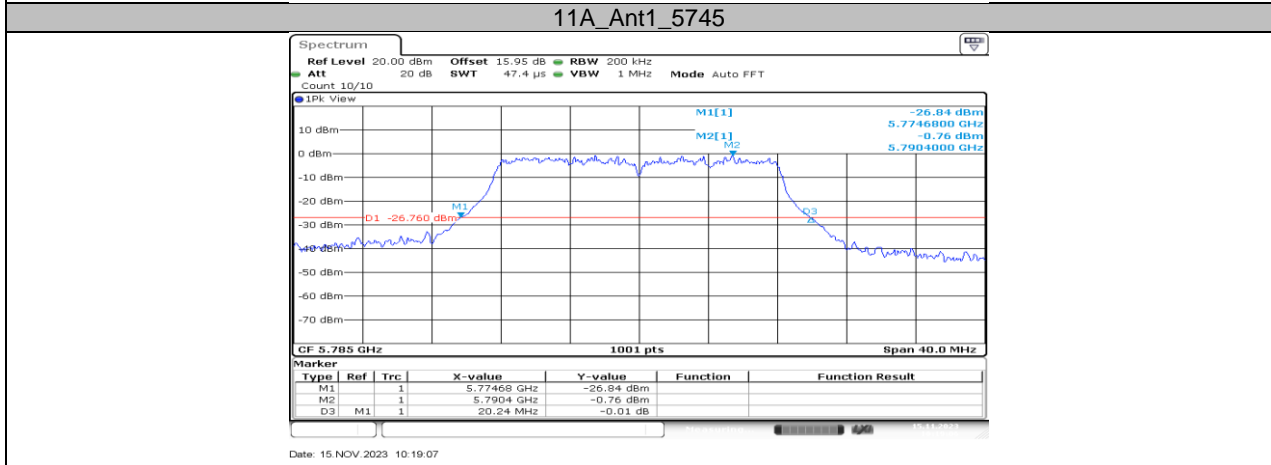
Date: 15.NOV.2023 10:03:02



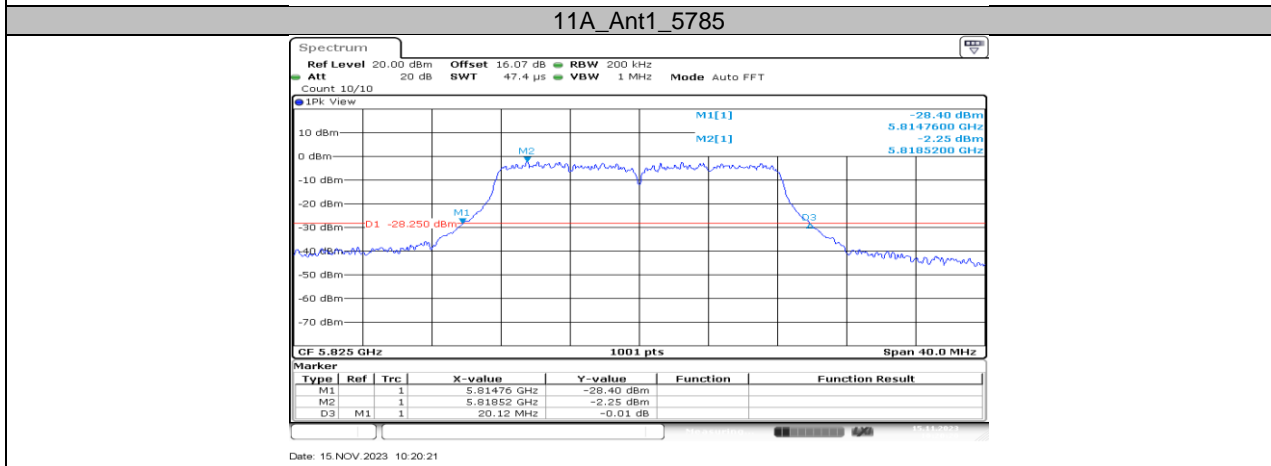
11A_Ant1_5720



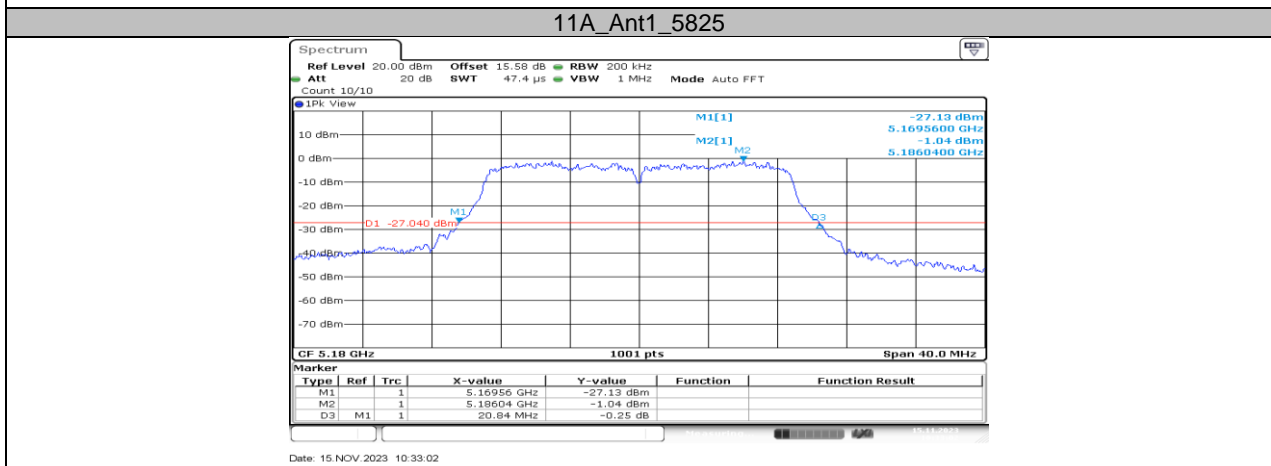
Date: 15.NOV.2023 10:17:33



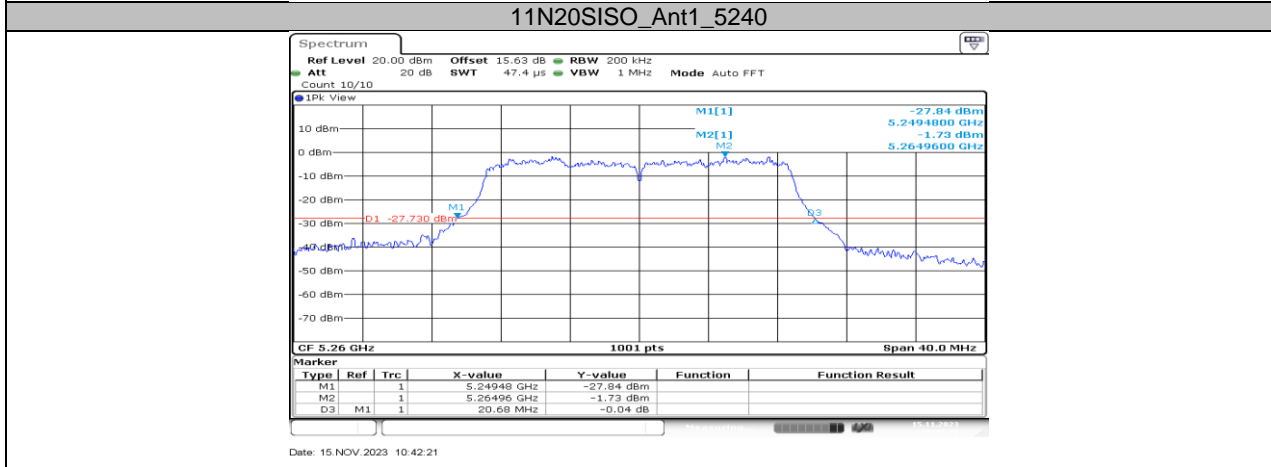
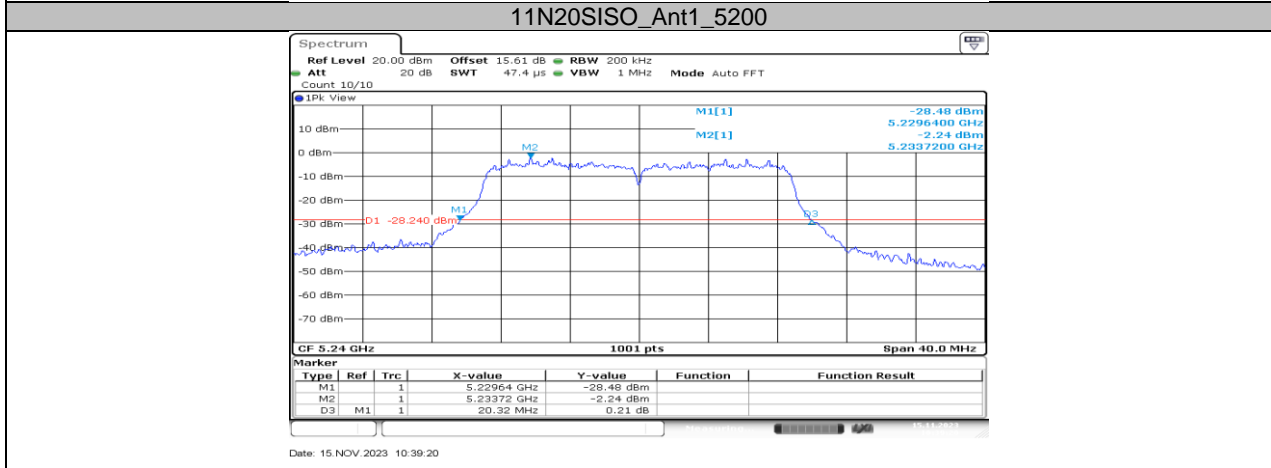
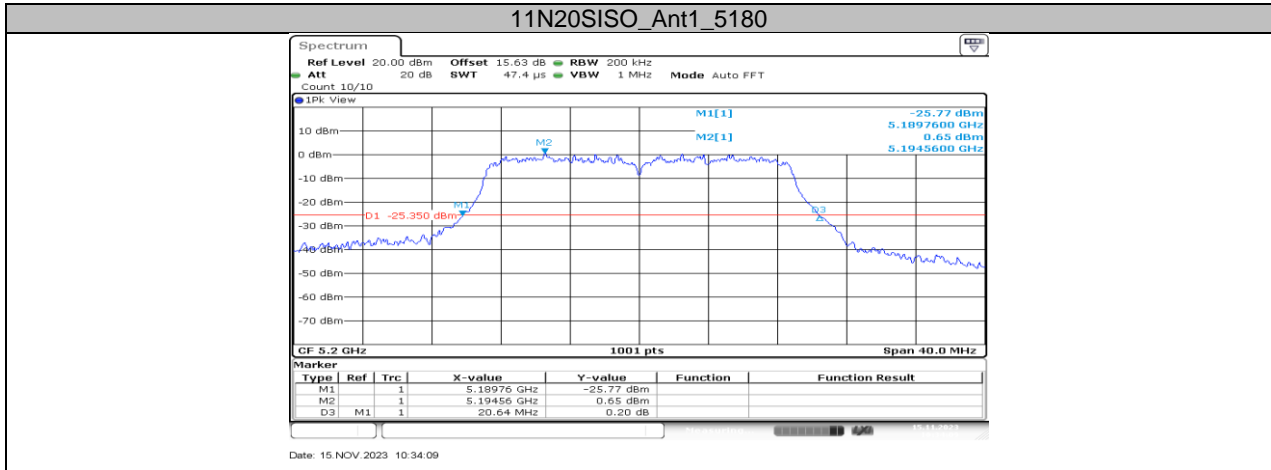
Date: 15.NOV.2023 10:19:07



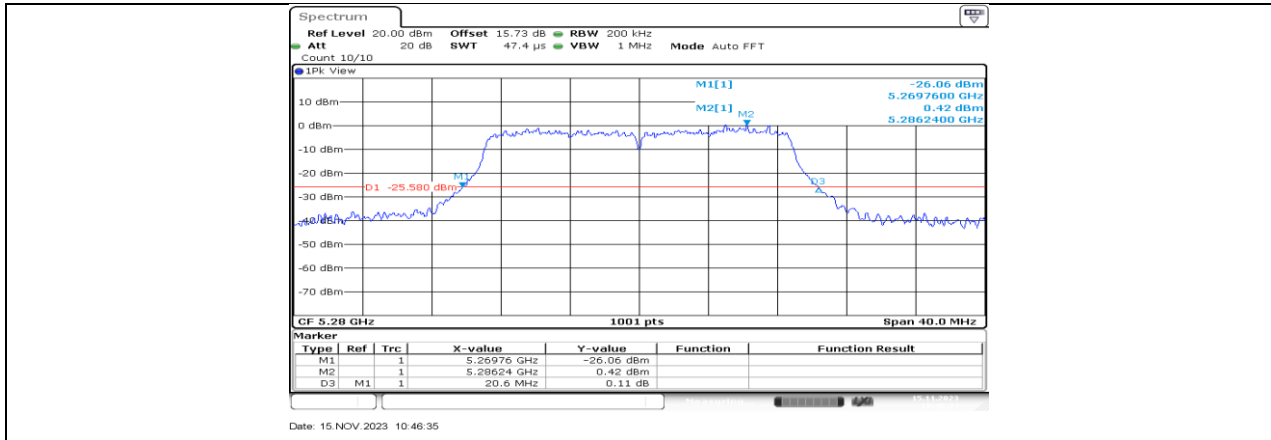
Date: 15.NOV.2023 10:20:21



Date: 15.NOV.2023 10:33:02

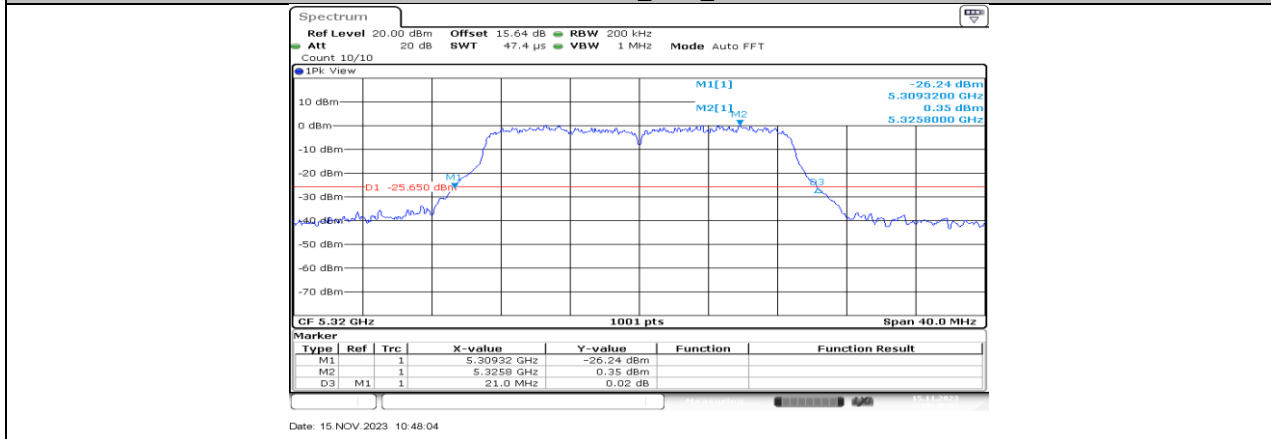


11N20SISO_Ant1_5260



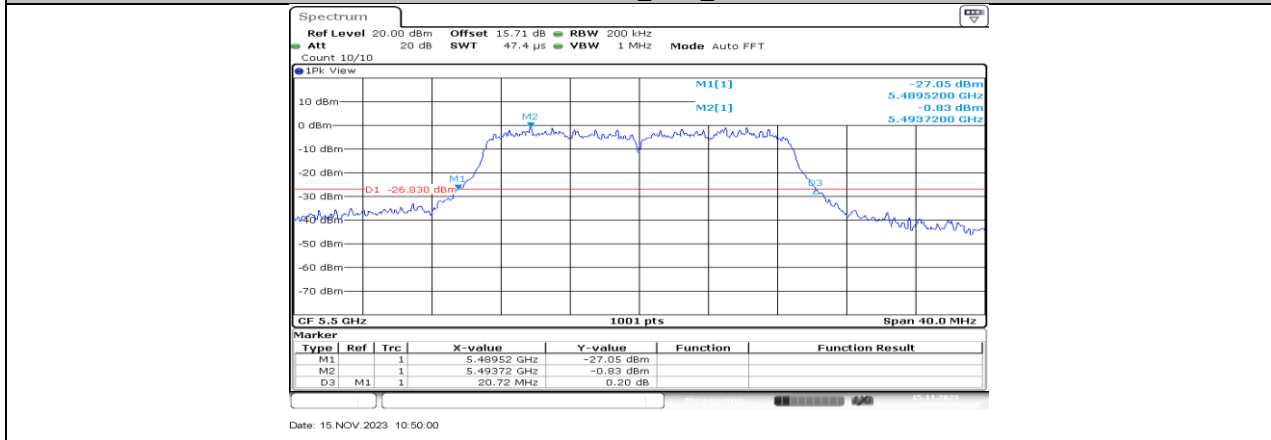
Date: 15.NOV.2023 10:46:35

11N20SISO_Ant1_5280



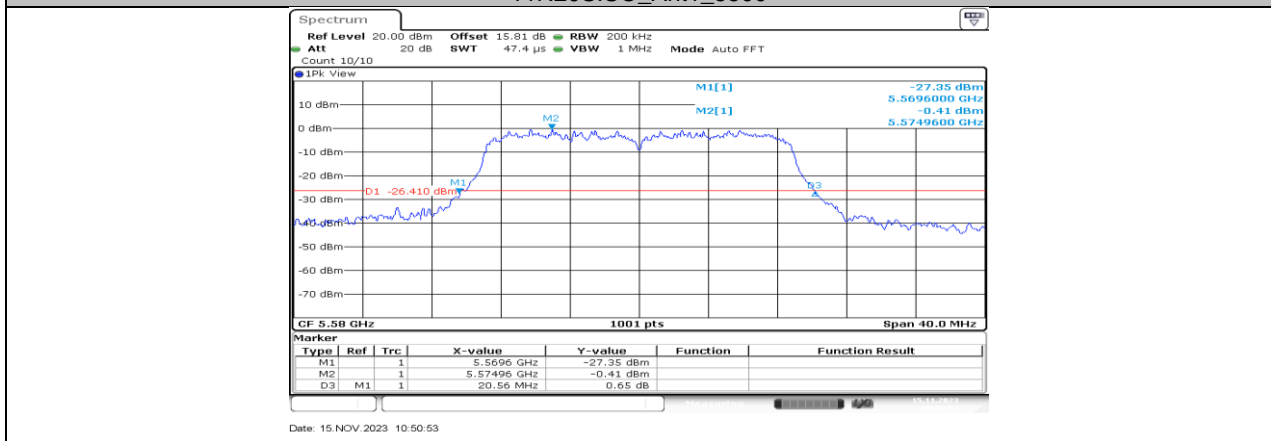
Date: 15.NOV.2023 10:48:04

11N20SISO_Ant1_5320

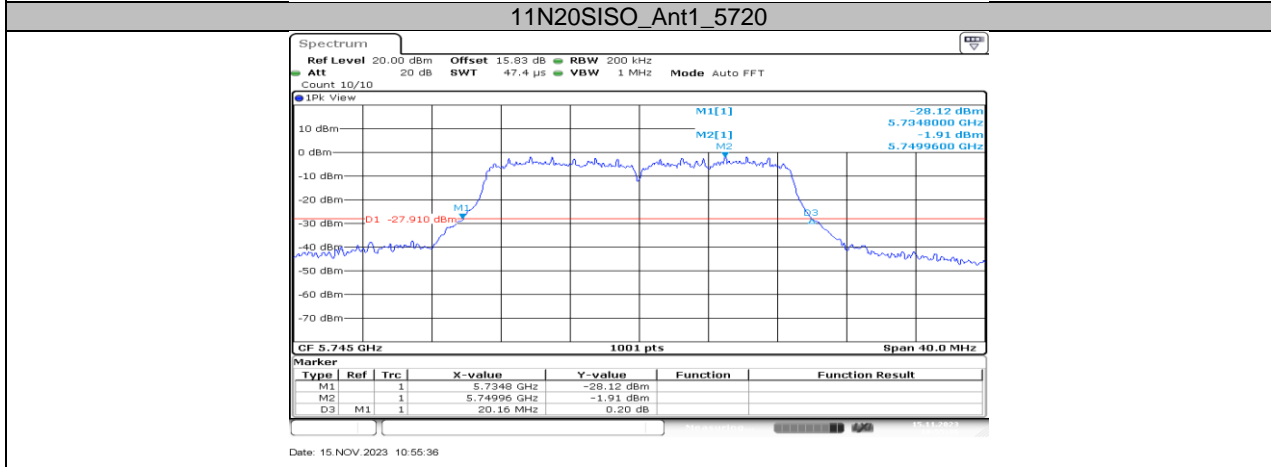
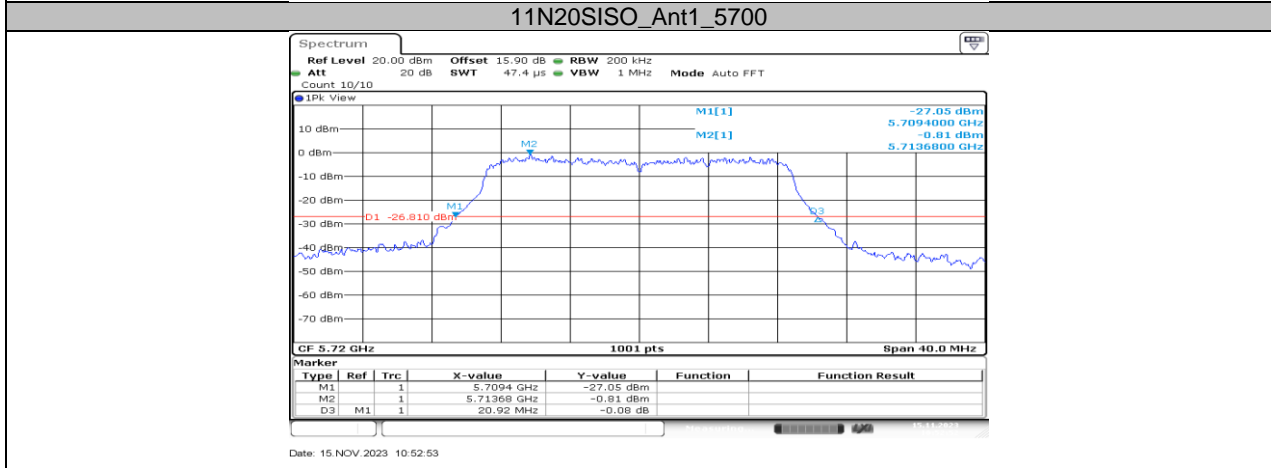
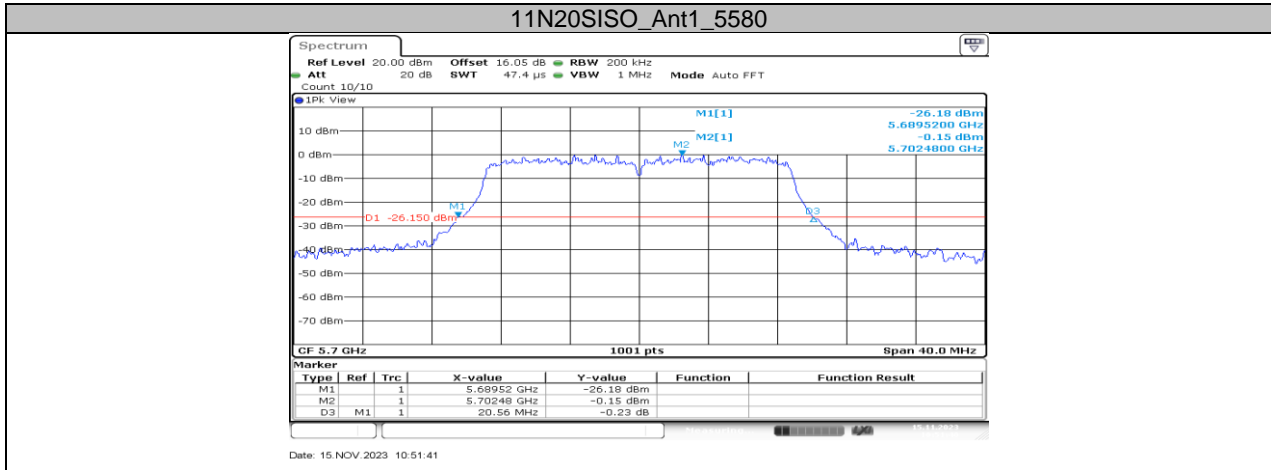


Date: 15.NOV.2023 10:50:00

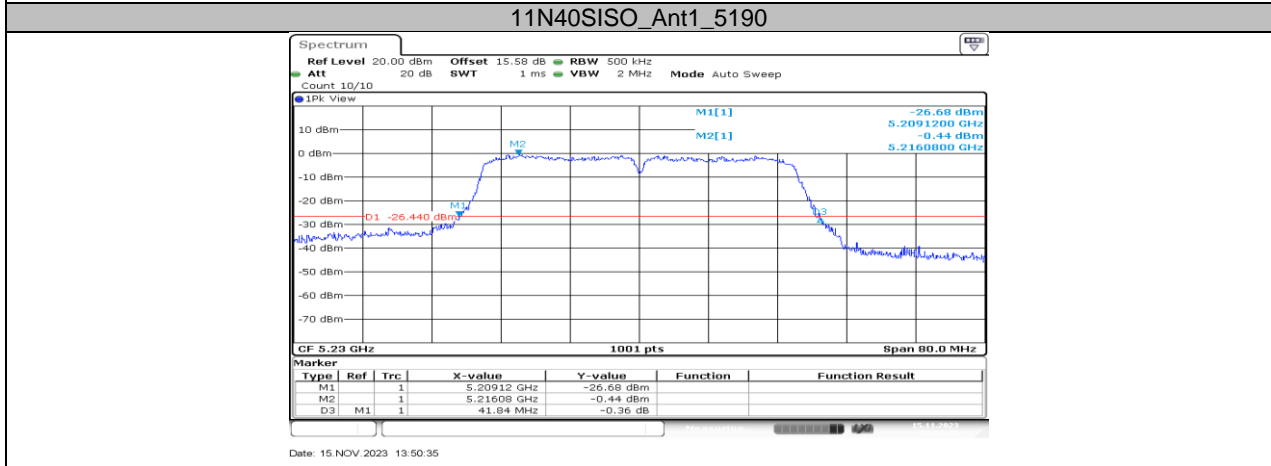
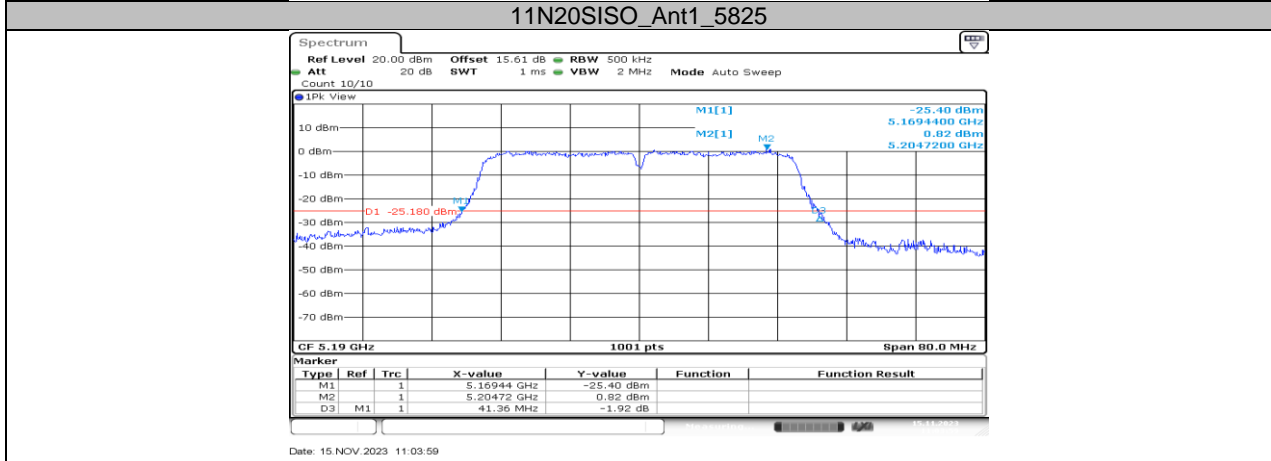
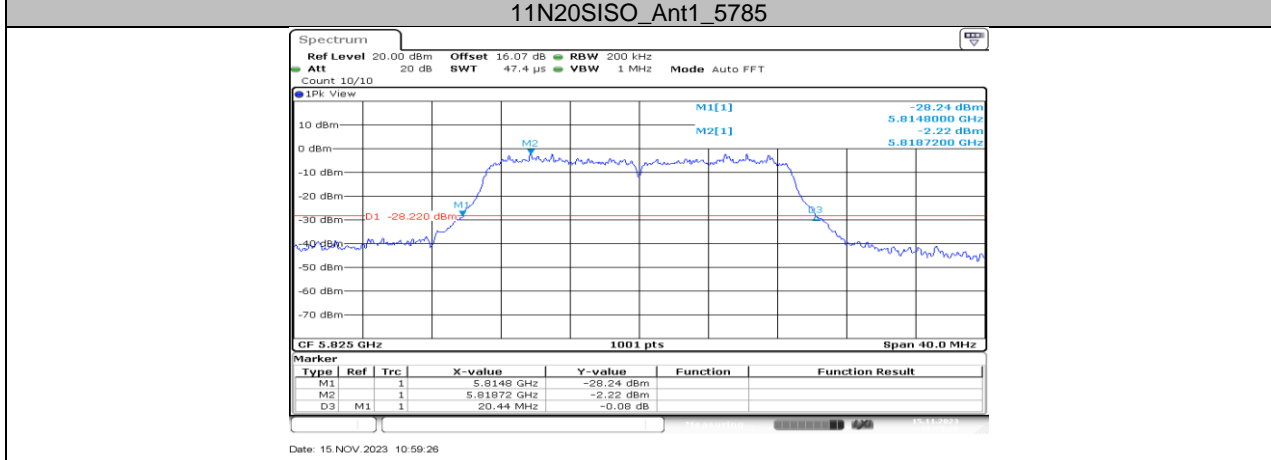
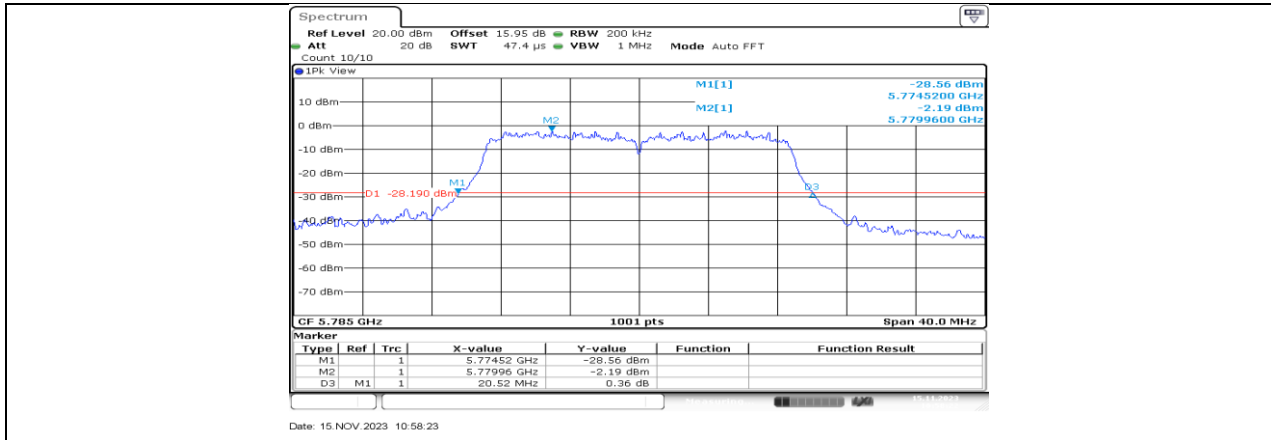
11N20SISO_Ant1_5500

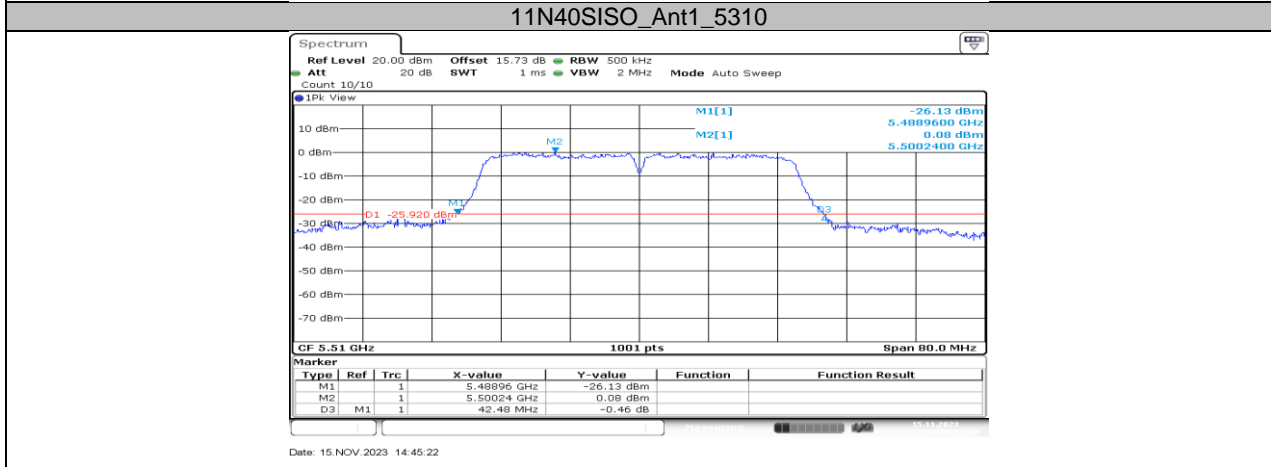
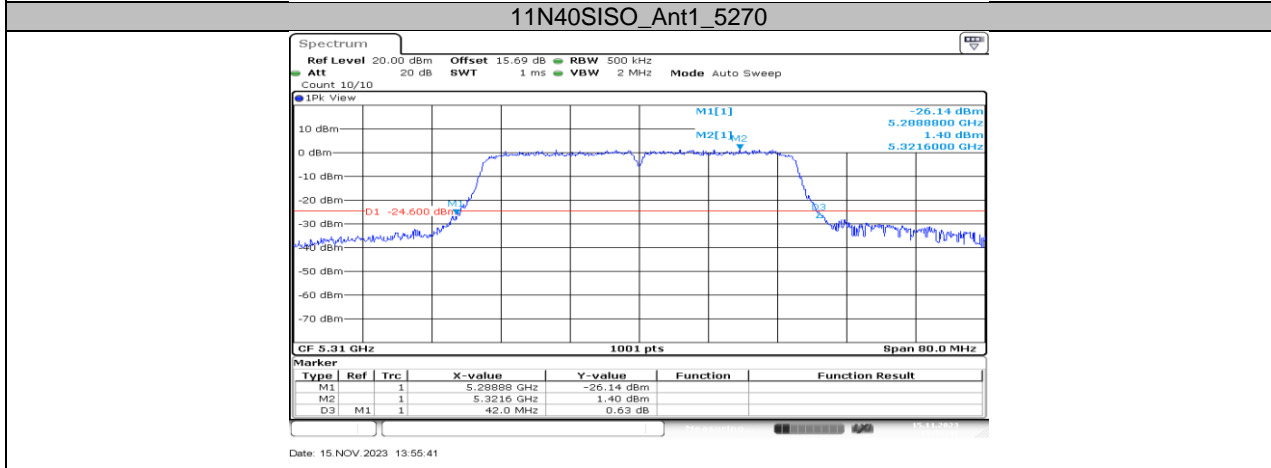
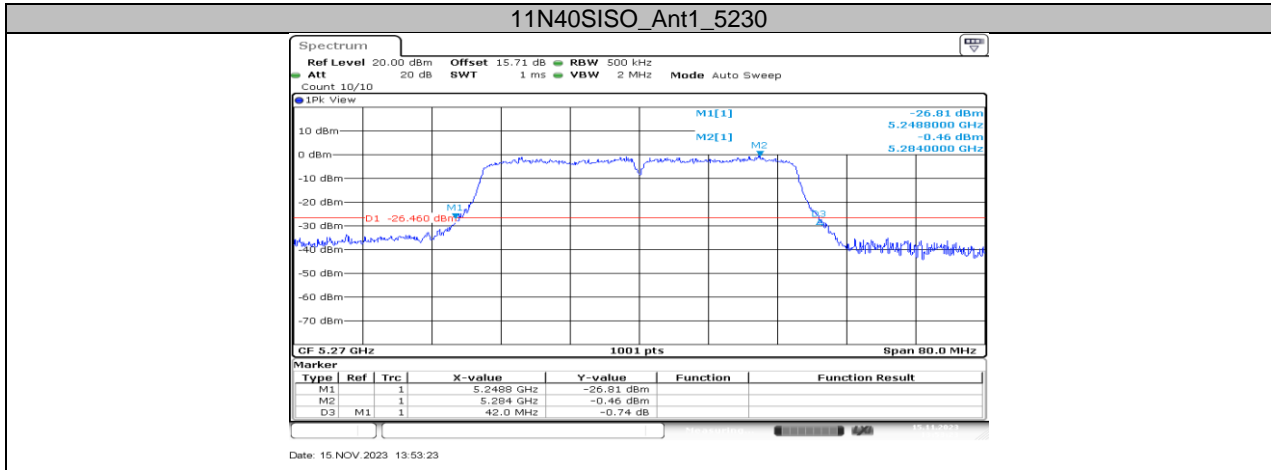


Date: 15.NOV.2023 10:50:53

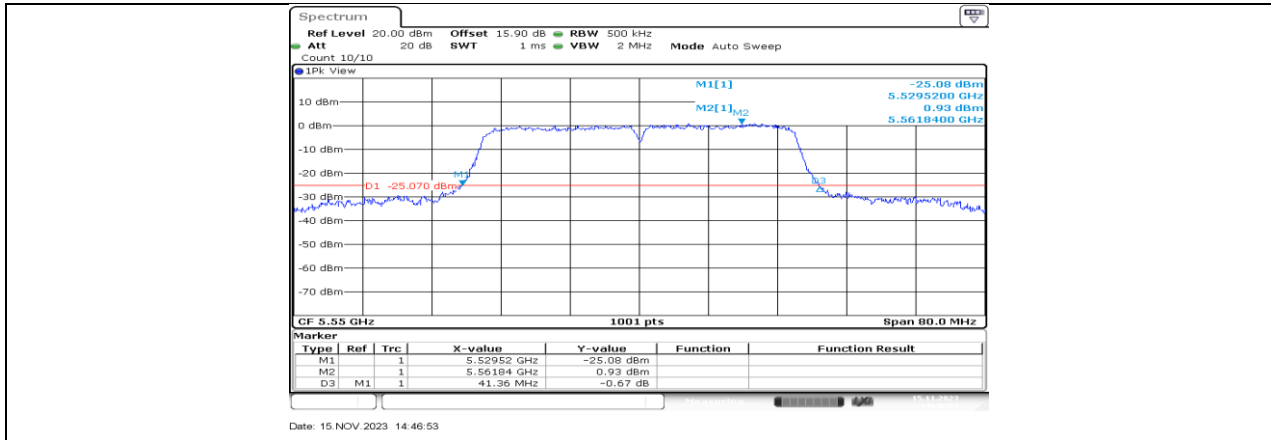


11N20SISO_Ant1_5745

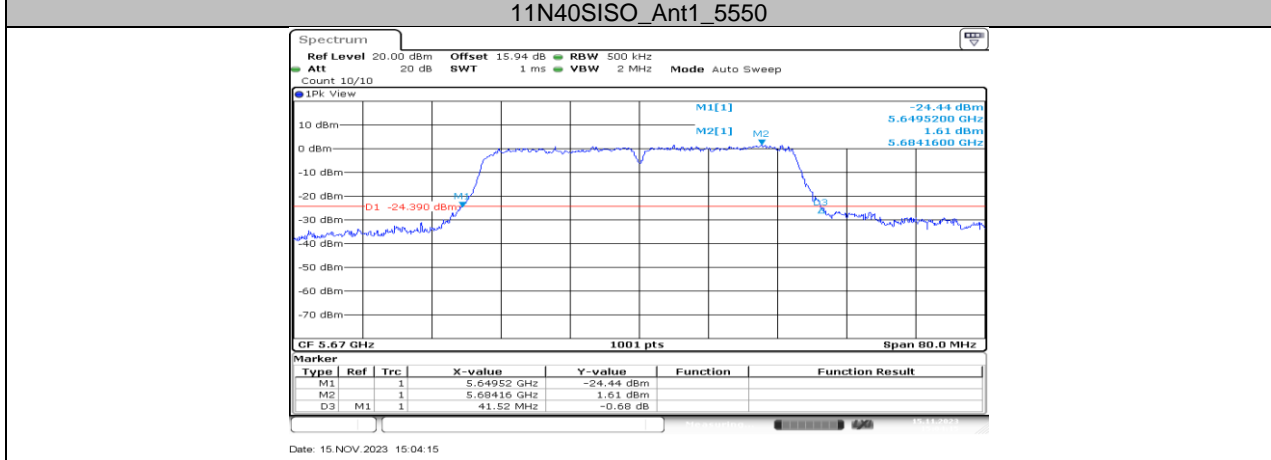




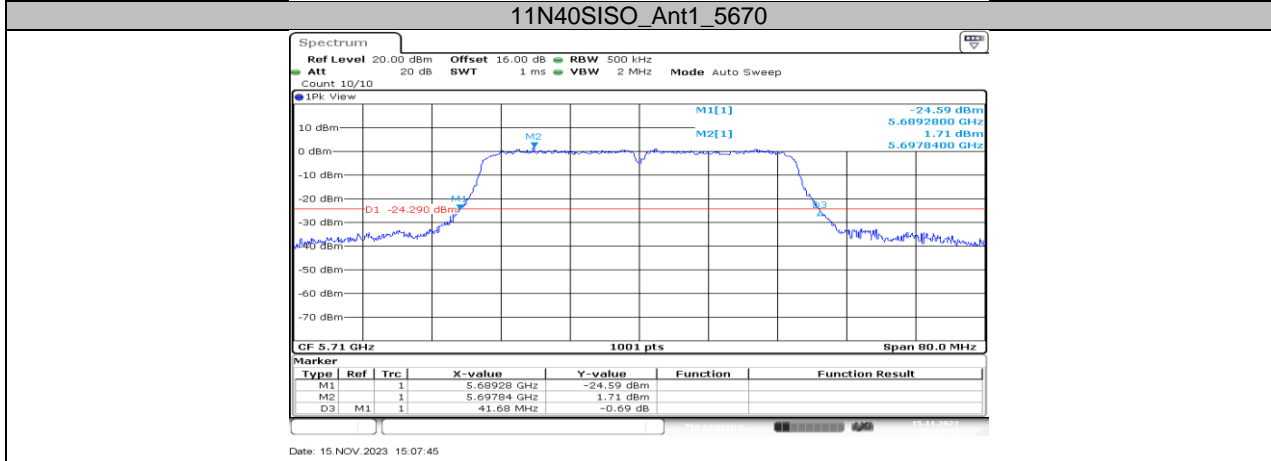
11N40SISO_Ant1_5510



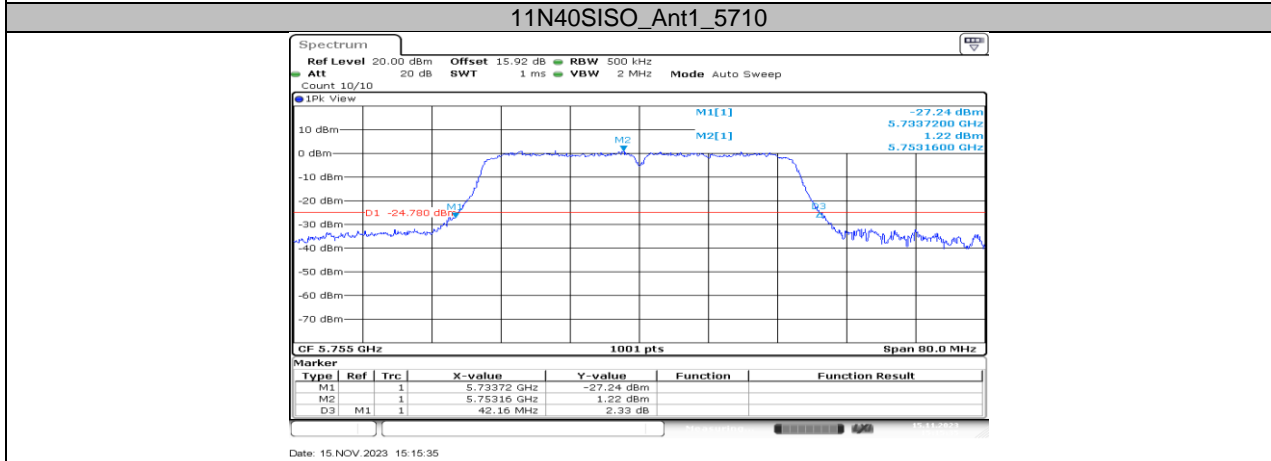
Date: 15.NOV.2023 14:46:53



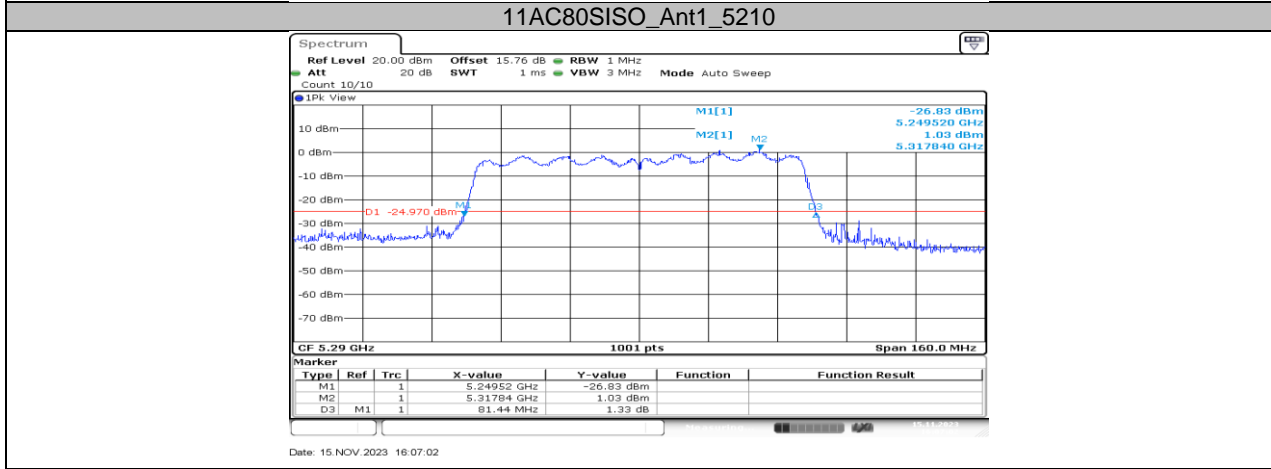
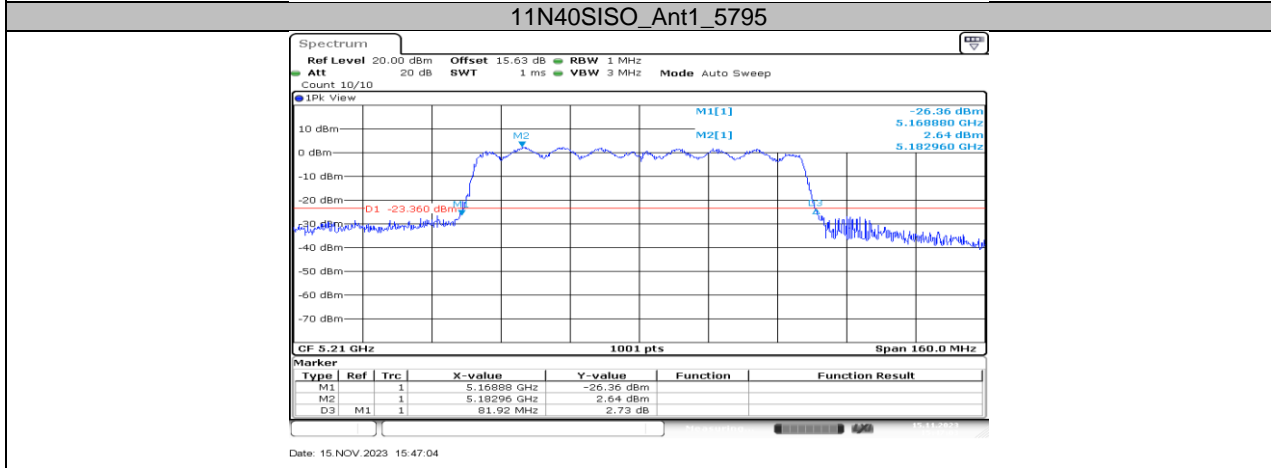
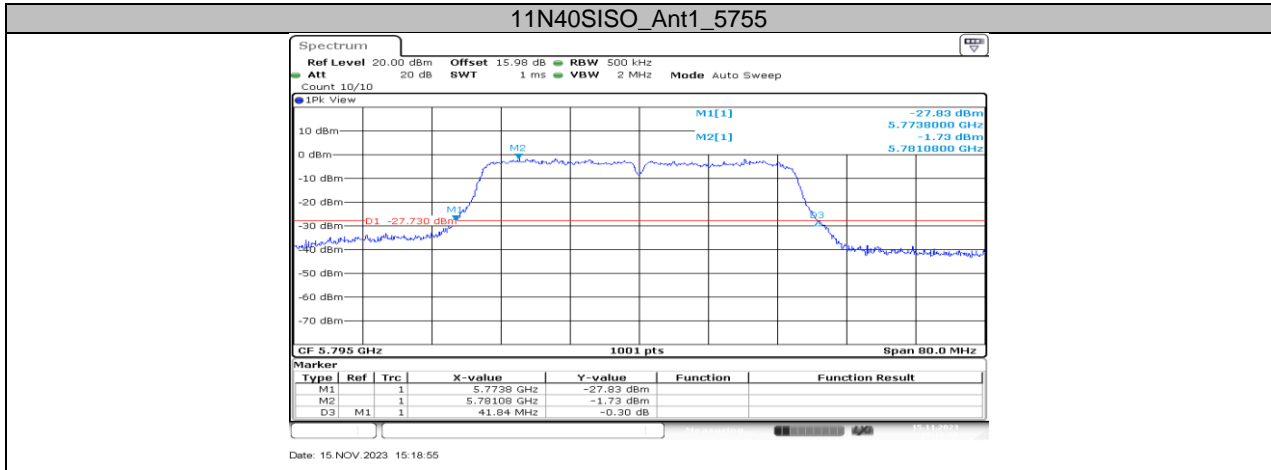
Date: 15.NOV.2023 15:04:15



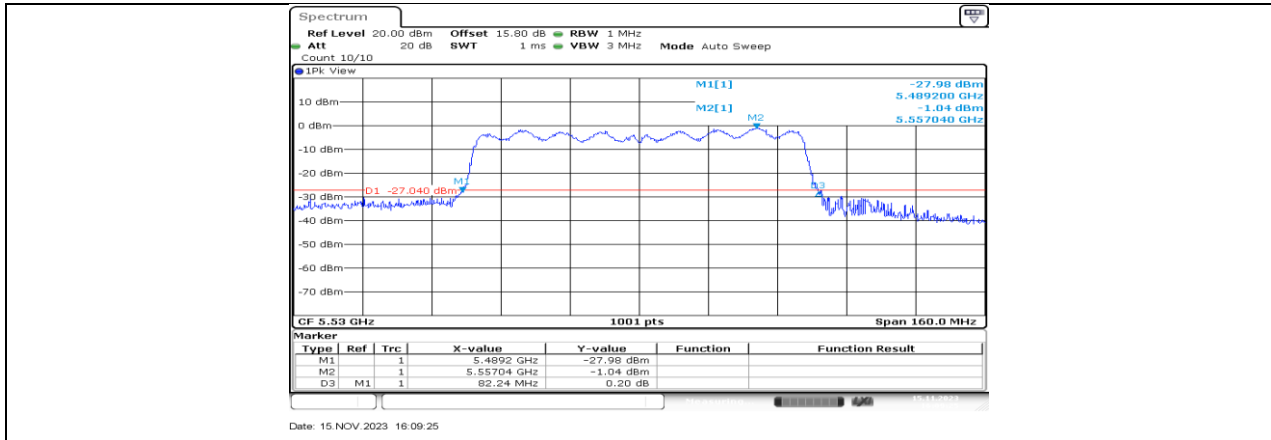
Date: 15.NOV.2023 15:07:45



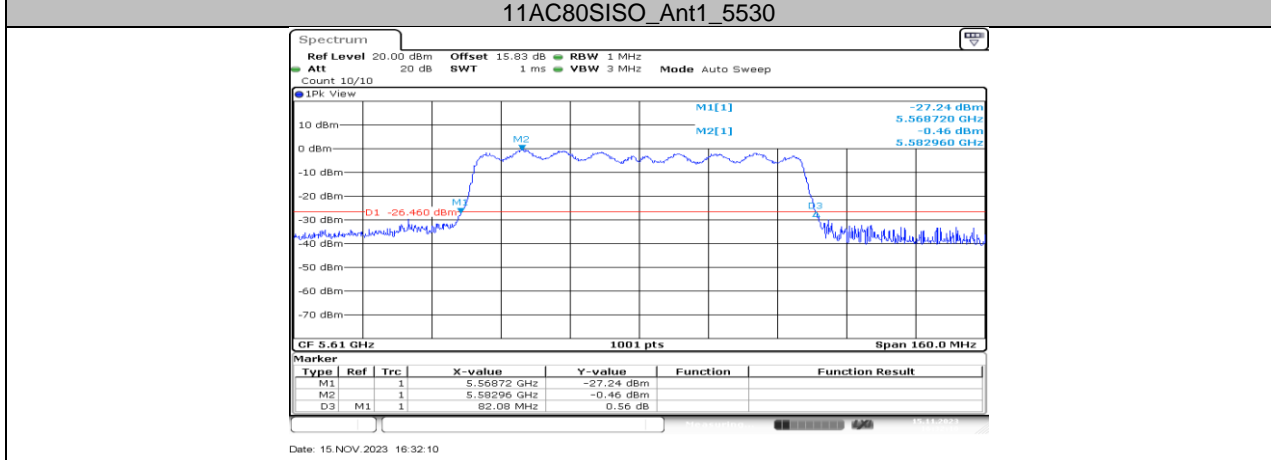
Date: 15.NOV.2023 15:15:35



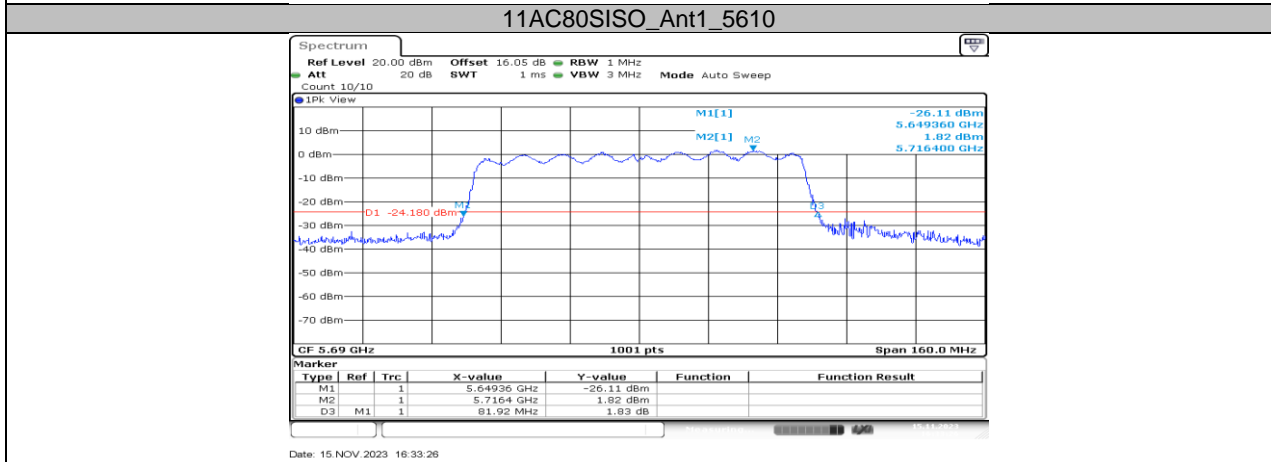
11AC80SISO_Ant1_5290



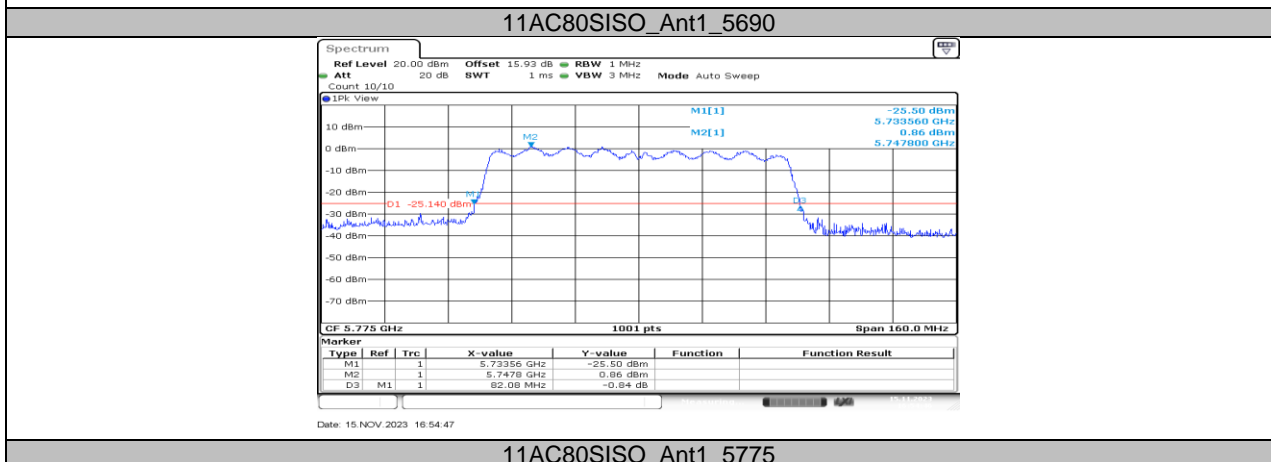
Date: 15.NOV.2023 16:09:25



Date: 15.NOV.2023 16:32:10



Date: 15.NOV.2023 16:33:26



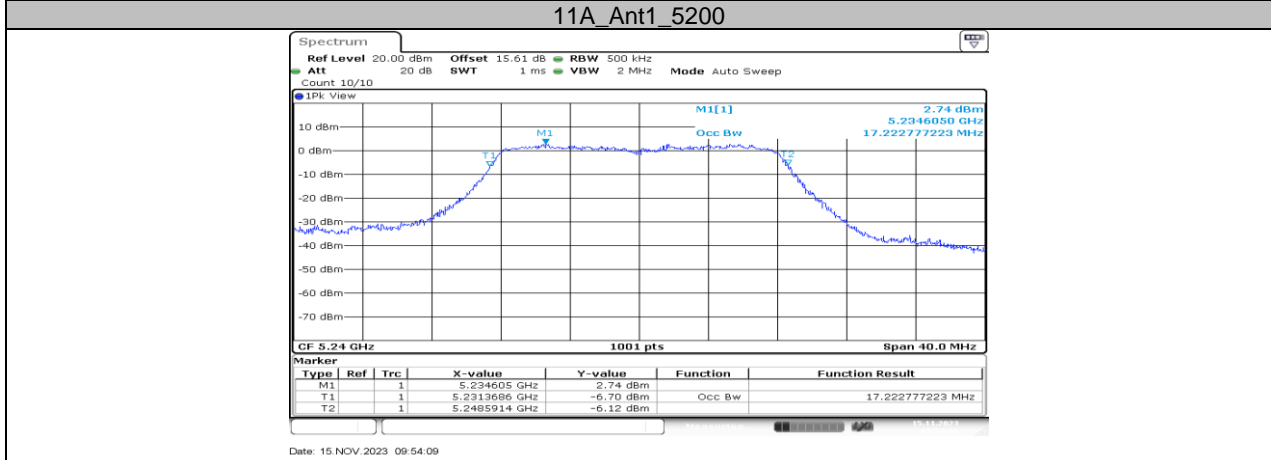
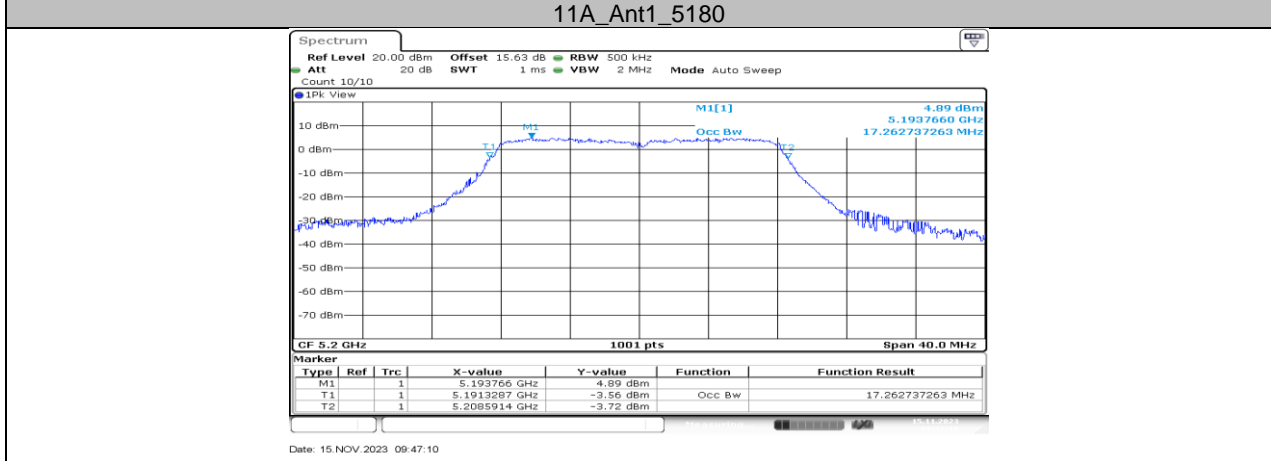
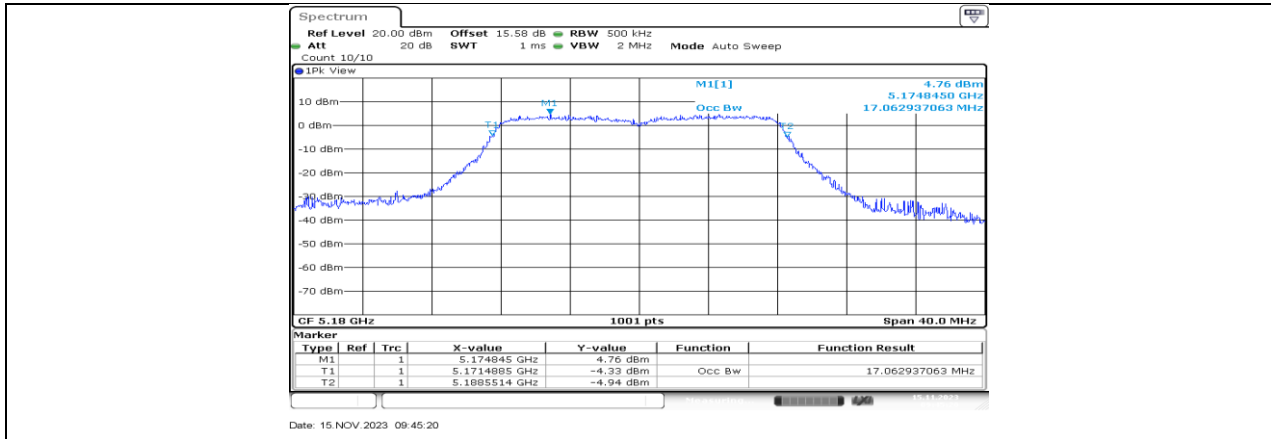
Date: 15.NOV.2023 16:54:47

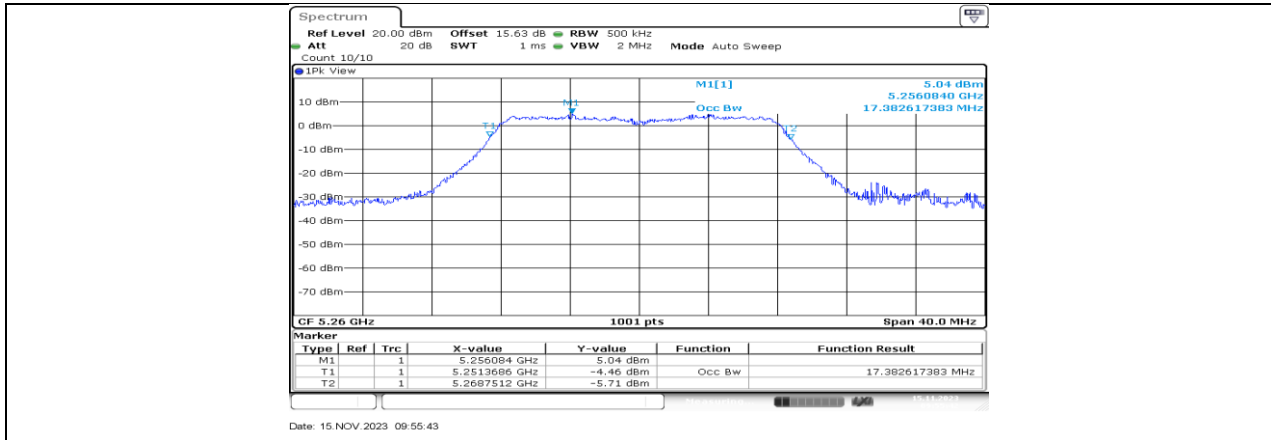
11.2. APPENDIX A2: OCCUPIED CHANNEL BANDWIDTH

11.2.1. Test Result

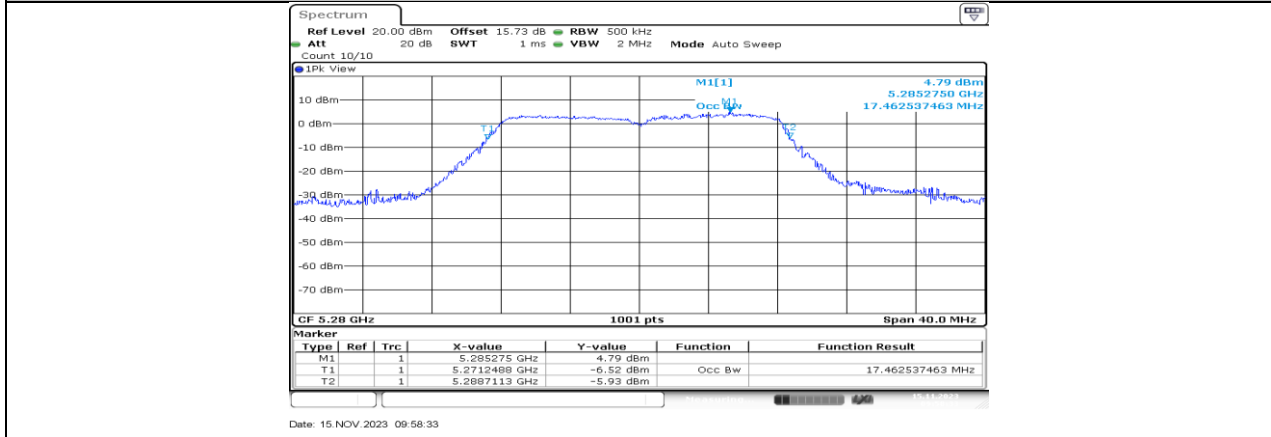
Test Mode	Antenna	Frequency[MHz]	OCB [MHz]	FL[MHz]	FH[MHz]	Verdict
11A	Ant1	5180	17.063	5171.4885	5188.5514	PASS
		5200	17.263	5191.3287	5208.5914	PASS
		5240	17.223	5231.3686	5248.5914	PASS
		5260	17.383	5251.3686	5268.7512	PASS
		5280	17.463	5271.2488	5288.7113	PASS
		5320	17.343	5311.3287	5328.6713	PASS
		5500	17.343	5491.2088	5508.5514	PASS
		5580	17.263	5571.3686	5588.6314	PASS
		5700	17.263	5691.3686	5708.6314	PASS
		5720	17.263	5711.2887	5728.5514	PASS
		5720_UNII-2C	13.711	5711.2887	5725	PASS
		5720_UNII-3	3.551	5725	5728.5514	PASS
		5745	17.263	5736.2887	5753.5514	PASS
		5785	17.223	5776.2887	5793.5115	PASS
		5825	17.183	5816.3686	5833.5514	PASS
11N20SISO	Ant1	5180	18.062	5170.9690	5189.0310	PASS
		5200	18.102	5190.9690	5209.0709	PASS
		5240	18.142	5230.8891	5249.0310	PASS
		5260	18.142	5251.0090	5269.1508	PASS
		5280	18.222	5270.9690	5289.1908	PASS
		5320	18.062	5310.9690	5329.0310	PASS
		5500	18.142	5490.8891	5509.0310	PASS
		5580	18.182	5570.9291	5589.1109	PASS
		5700	18.022	5690.9690	5708.9910	PASS
		5720	18.102	5710.9291	5729.0310	PASS
		5720_UNII-2C	14.071	5710.9291	5725	PASS
		5720_UNII-3	4.031	5725	5729.0310	PASS
		5745	18.182	5735.9291	5754.1109	PASS
		5785	18.022	5775.8891	5793.9111	PASS
		5825	18.142	5815.8891	5834.0310	PASS
11N40SISO	Ant1	5190	36.204	5171.9381	5208.1419	PASS
		5230	36.284	5211.8581	5248.1419	PASS
		5270	36.364	5251.8581	5288.2218	PASS
		5310	36.364	5291.8581	5328.2218	PASS
		5510	36.683	5491.6184	5528.3017	PASS
		5550	36.523	5531.7782	5568.3017	PASS
		5670	36.523	5651.9381	5688.4615	PASS
		5710	36.444	5691.7782	5728.2218	PASS
		5710_UNII-2C	33.222	5691.7782	5725	PASS
		5710_UNII-3	3.222	5725	5728.2218	PASS
		5755	36.523	5736.8581	5773.3816	PASS
		5795	36.603	5776.5385	5813.1419	PASS
11AC80SISO	Ant1	5210	75.604	5172.1179	5247.7223	PASS
		5290	75.924	5252.2777	5328.2018	PASS
		5530	76.404	5491.7982	5568.2018	PASS
		5610	76.244	5571.7982	5648.0420	PASS
		5690	75.445	5652.5974	5728.0420	PASS
		5690_UNII-2C	72.403	5652.5974	5725	PASS
		5690_UNII-3	3.042	5725	5728.0420	PASS
		5775	75.764	5736.9580	5812.7223	PASS

11.2.2. Test Graphs

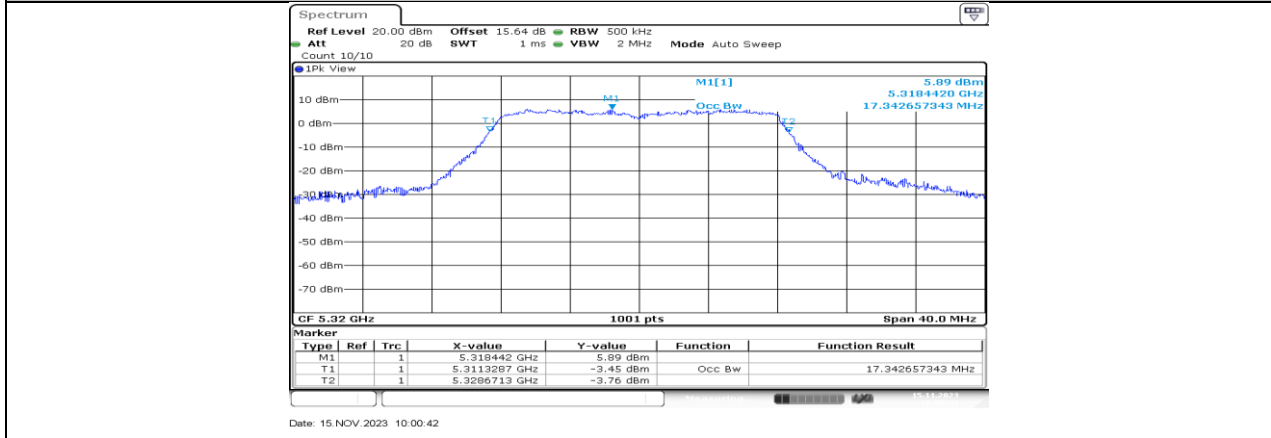




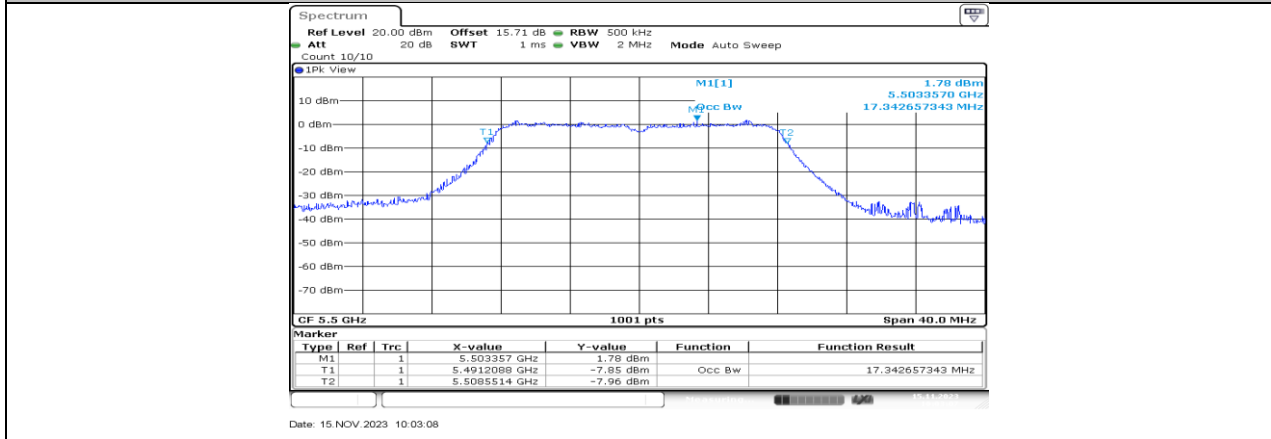
11A_Ant1_5260

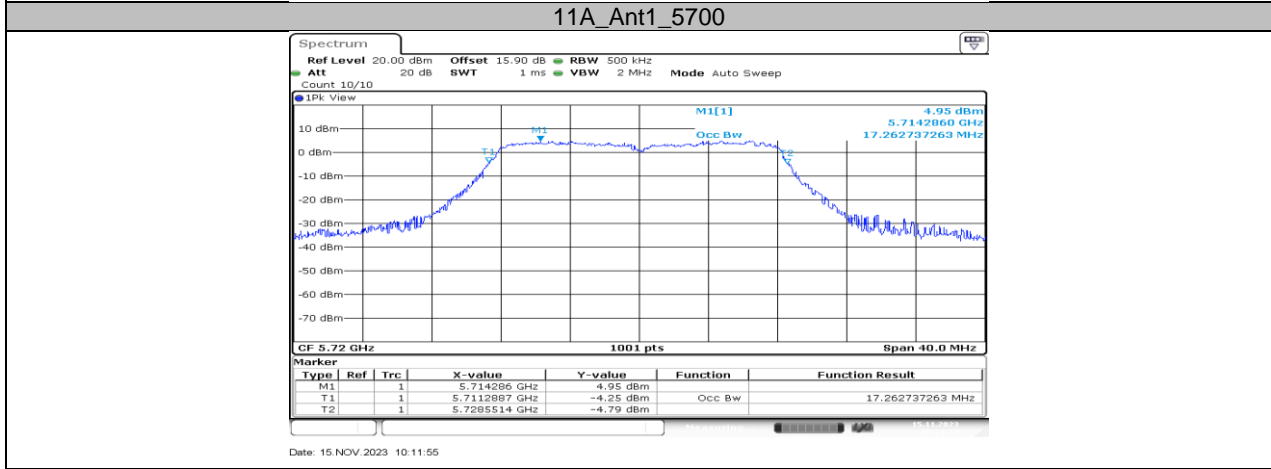
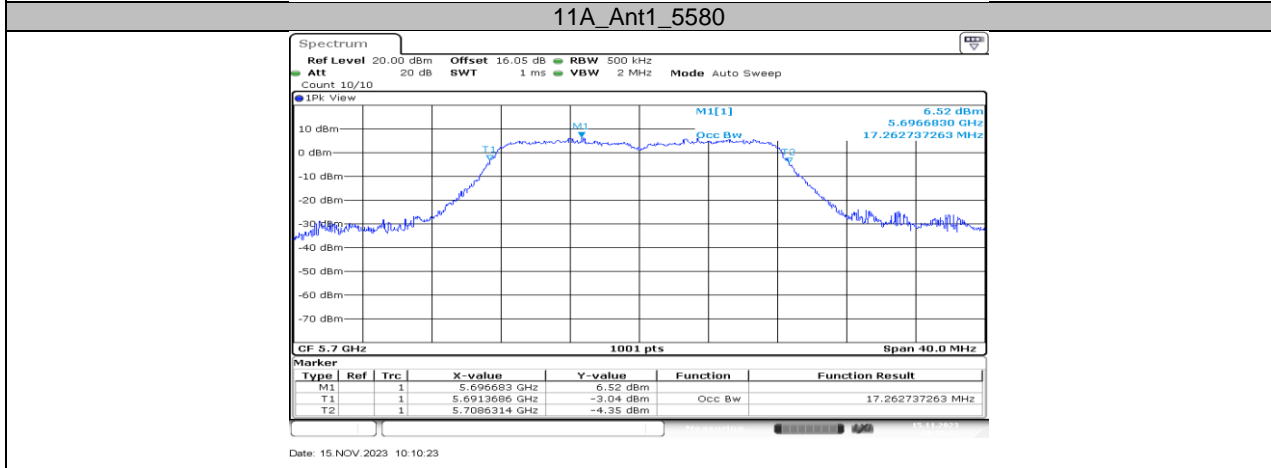
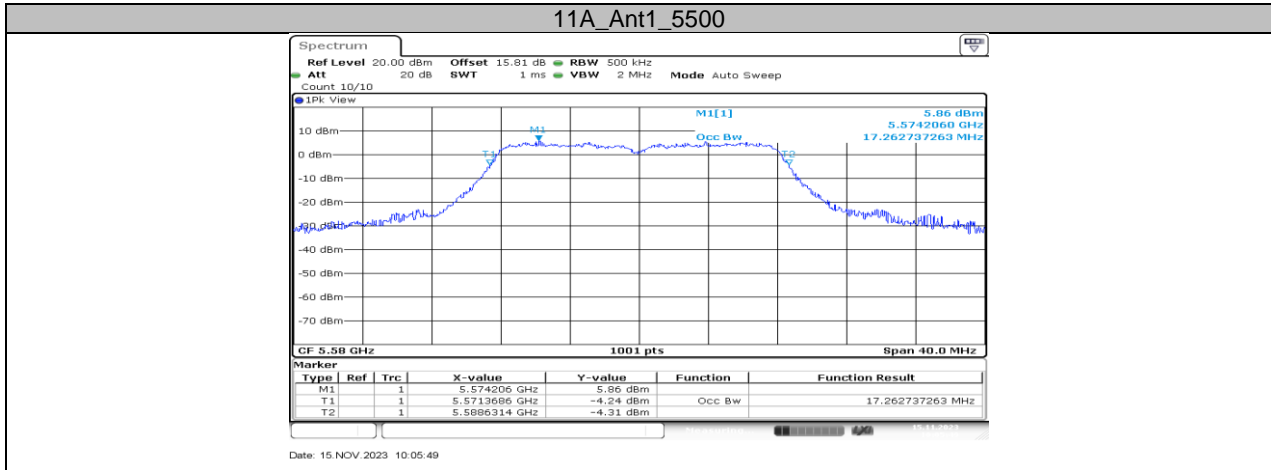


11A_Ant1_5280

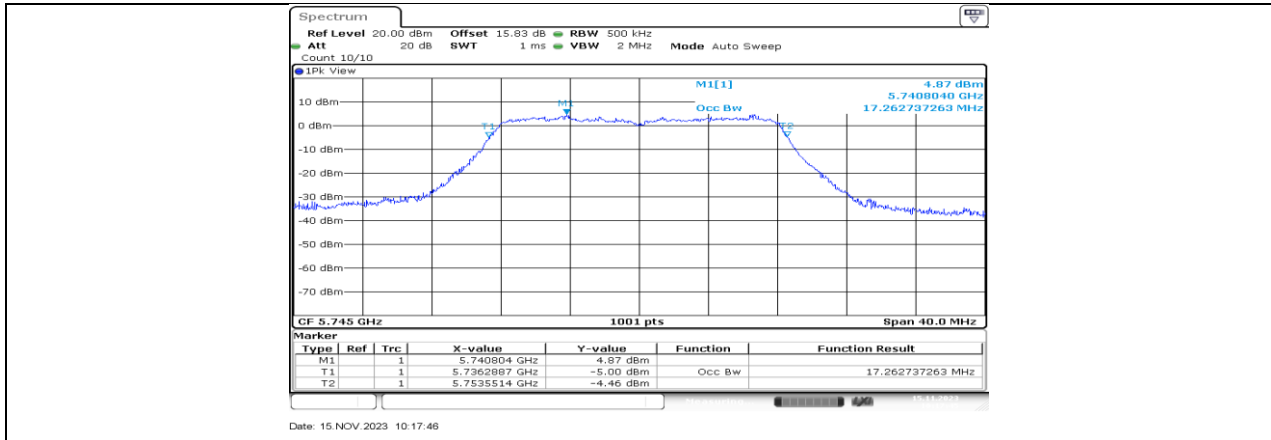


11A_Ant1_5320

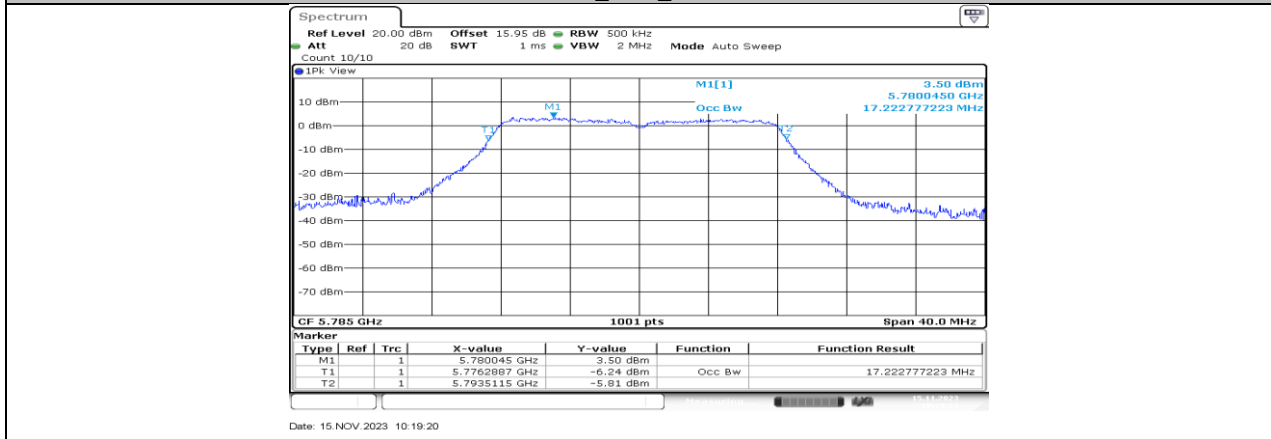




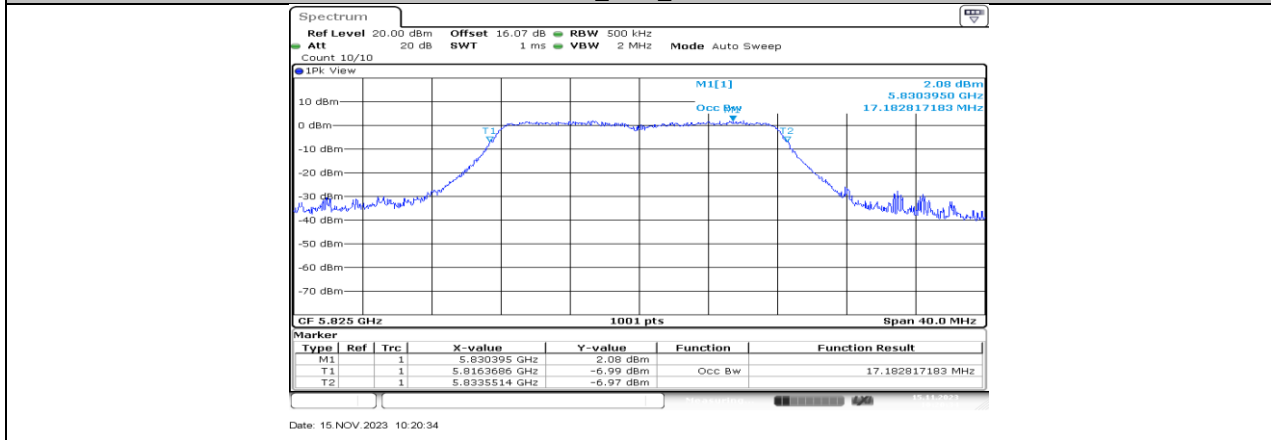
11A_Ant1_5720



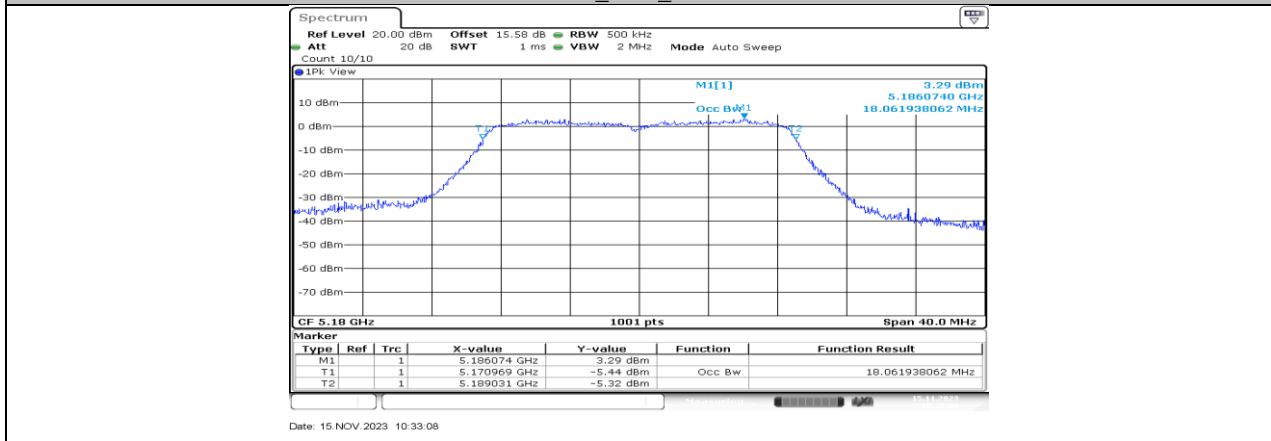
11A_Ant1_5745

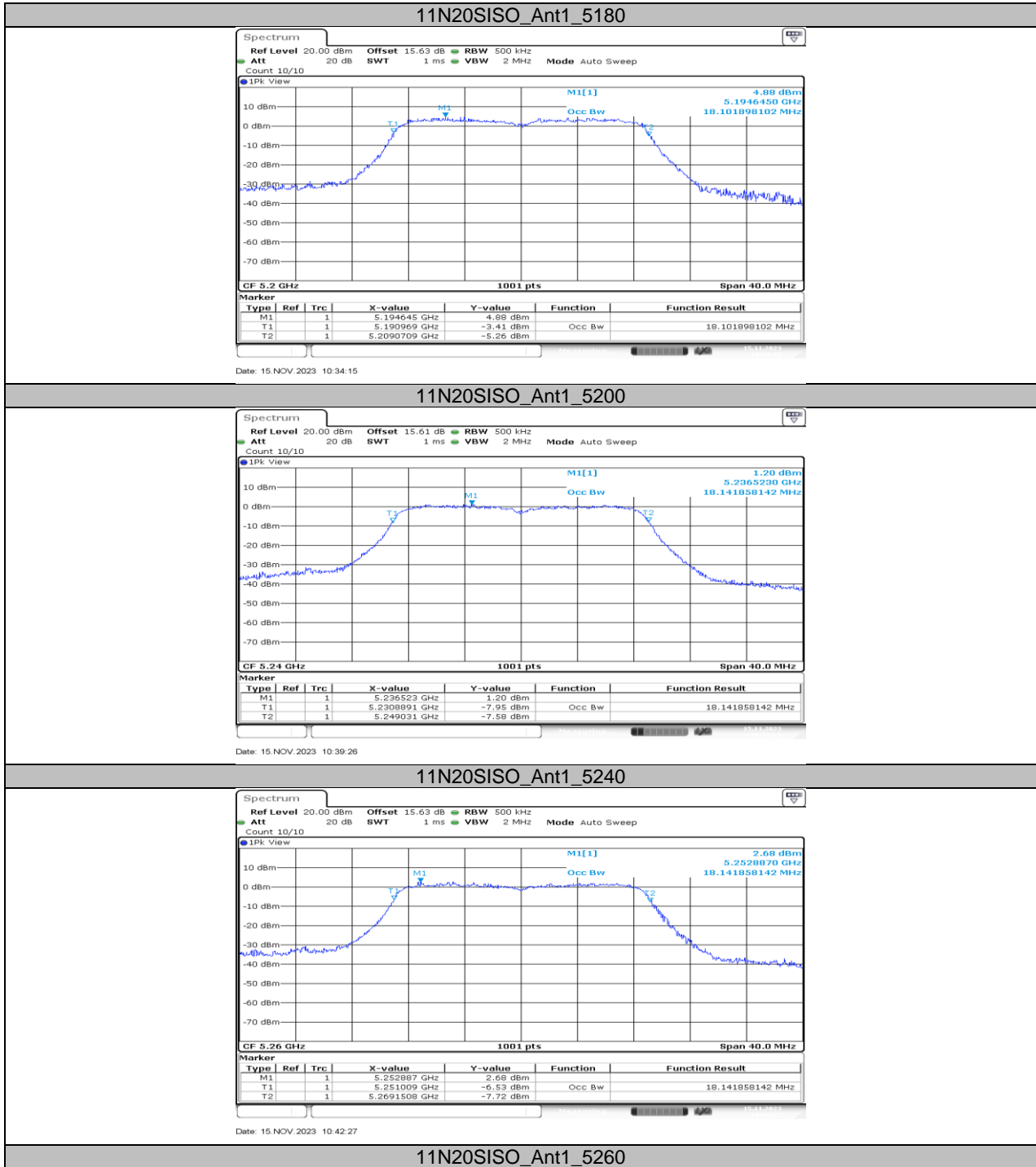


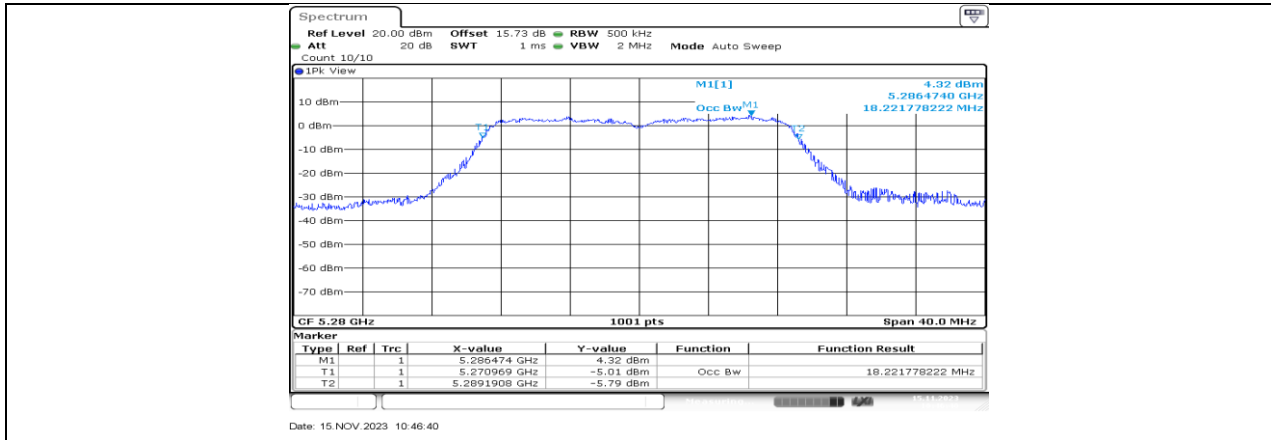
11A_Ant1_5785



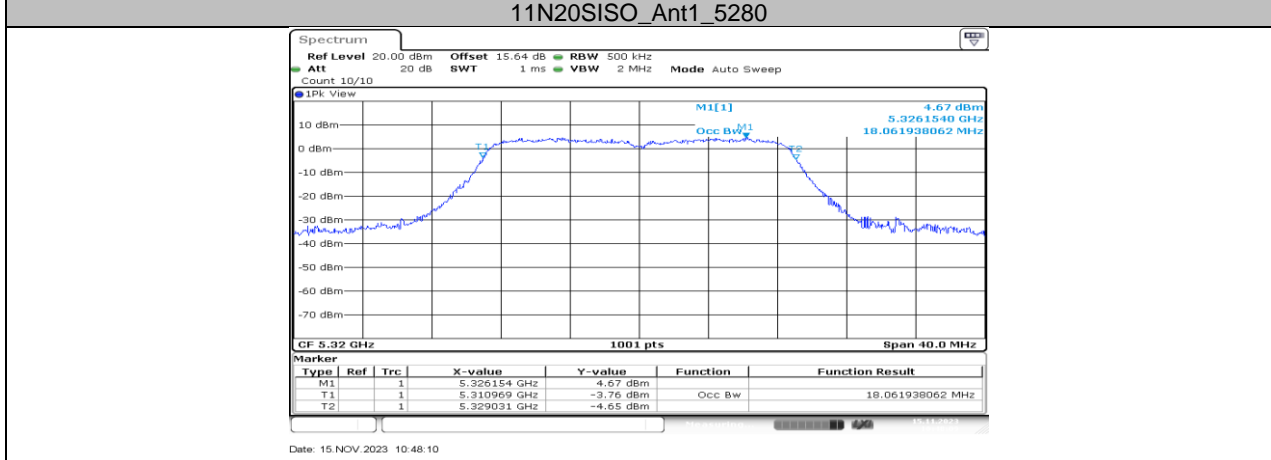
11A_Ant1_5825



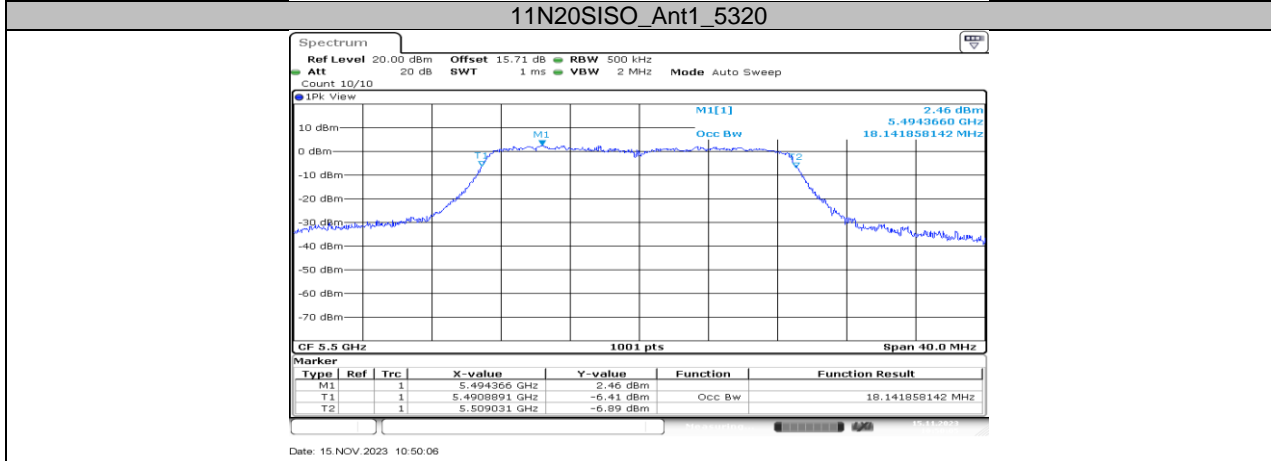




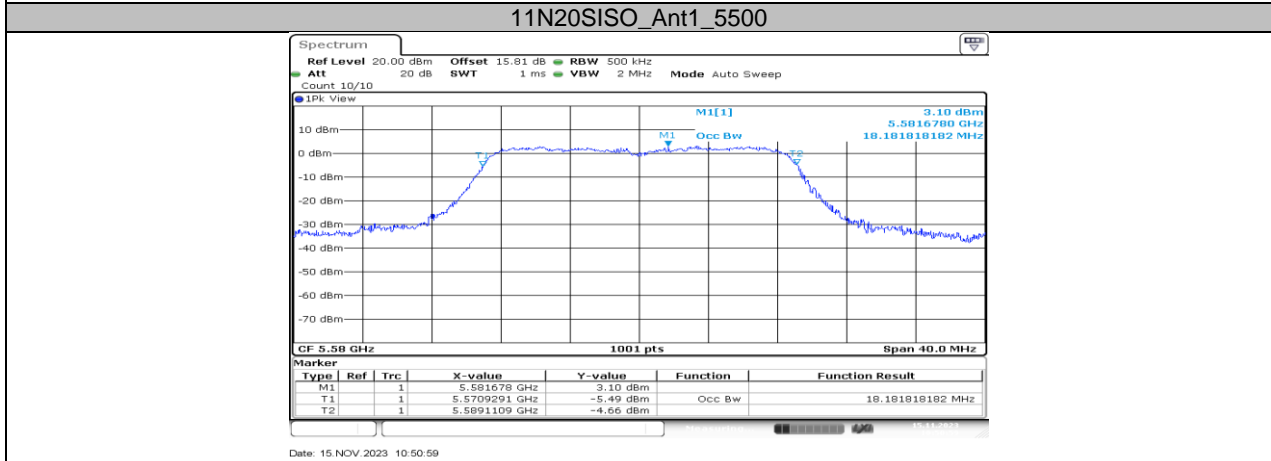
Date: 15.NOV.2023 10:46:40



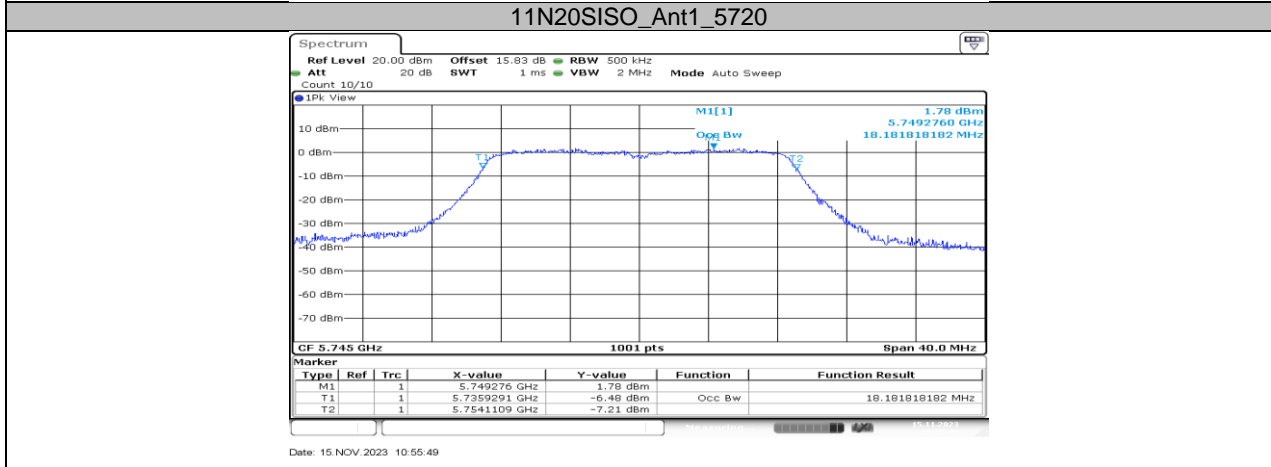
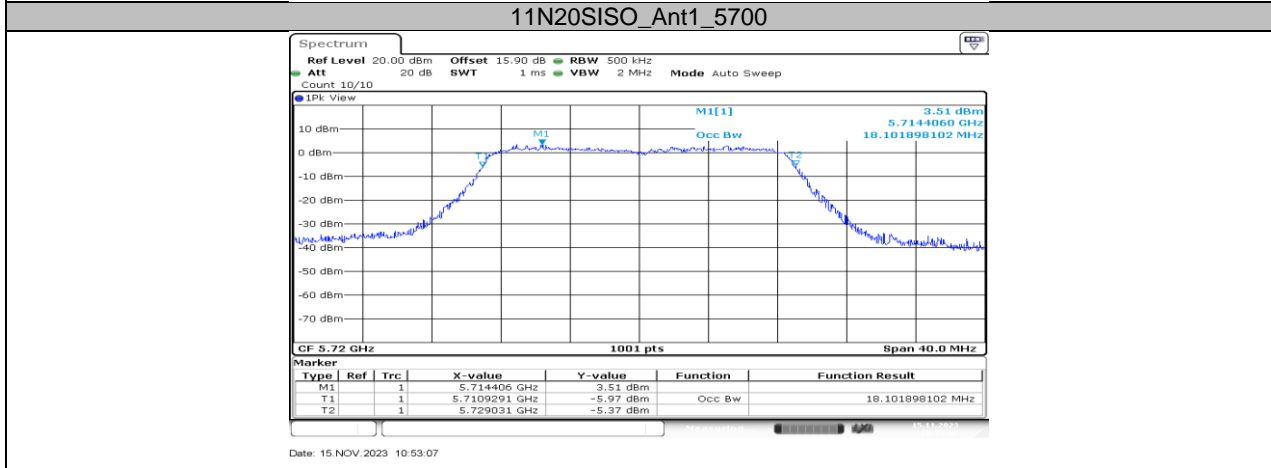
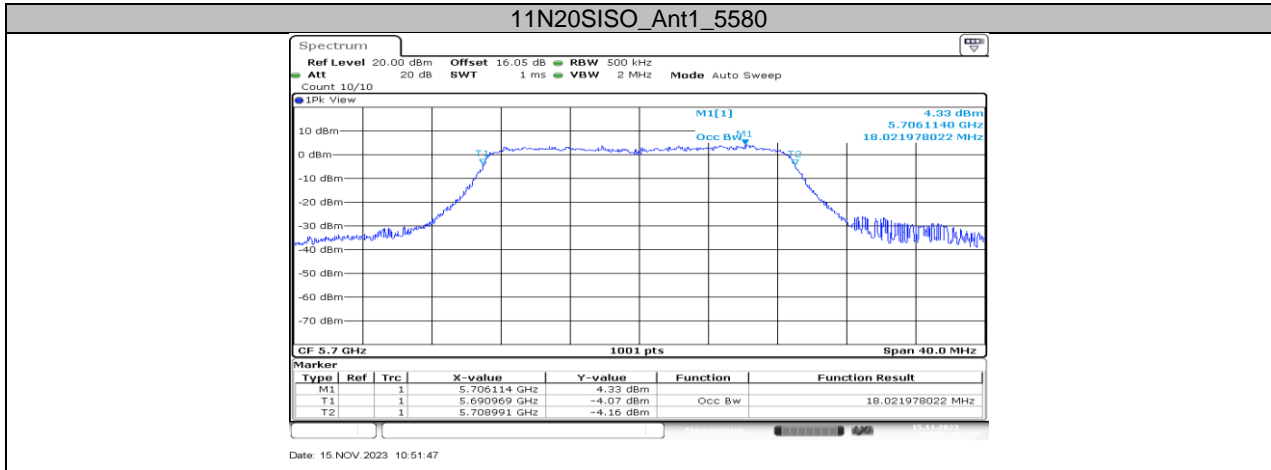
Date: 15.NOV.2023 10:48:10



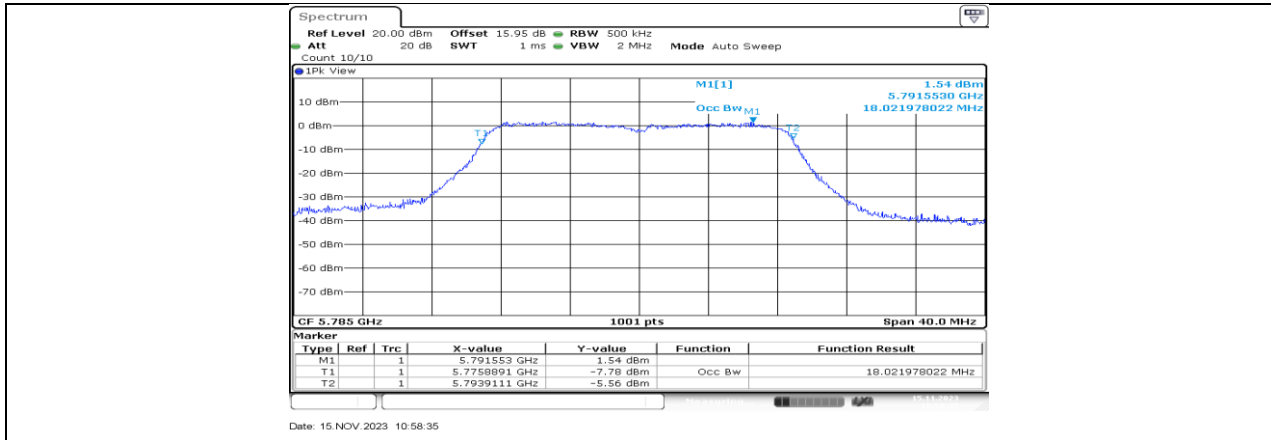
Date: 15.NOV.2023 10:50:06



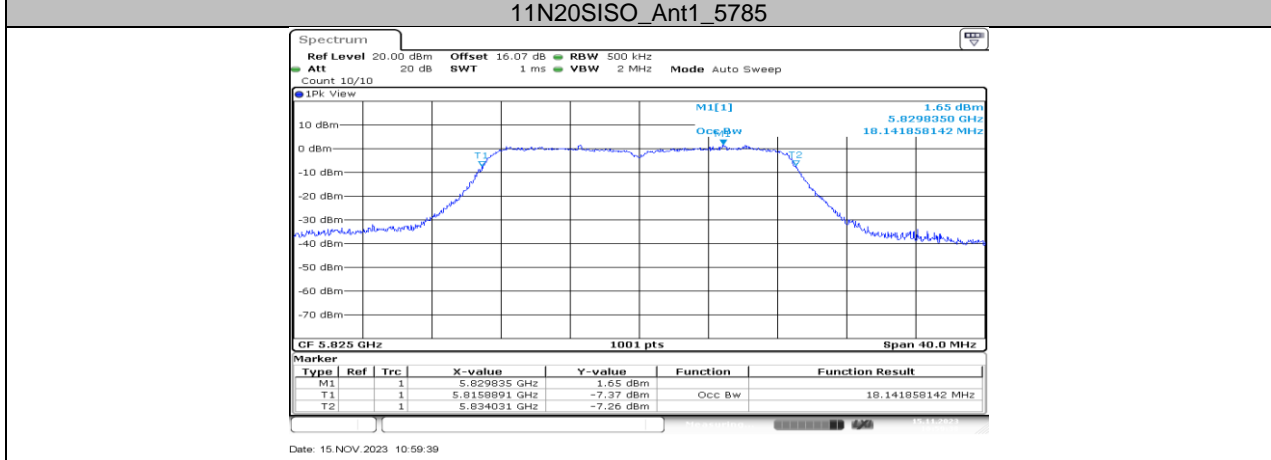
Date: 15.NOV.2023 10:50:59



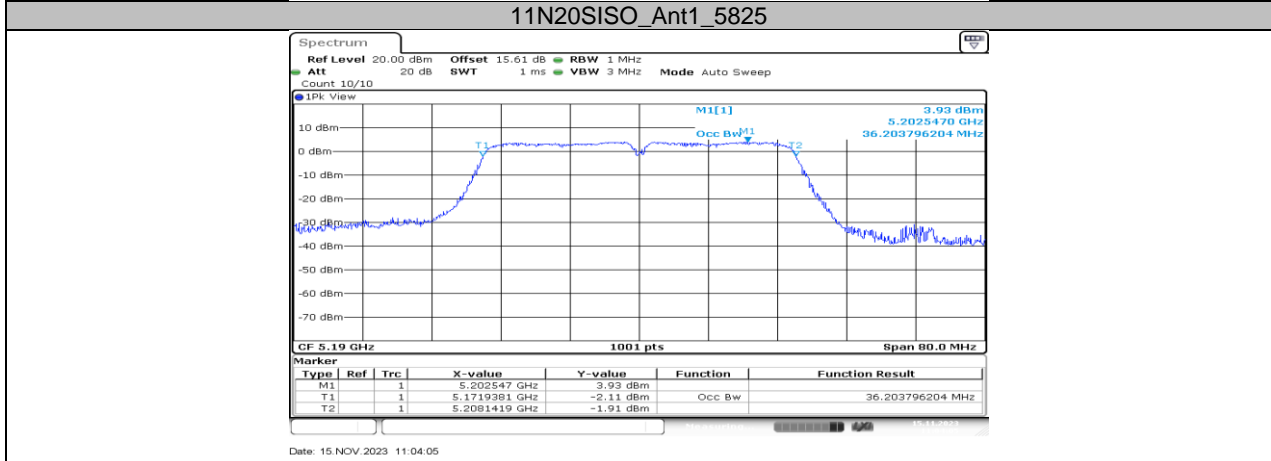
11N20SISO_Ant1_5745



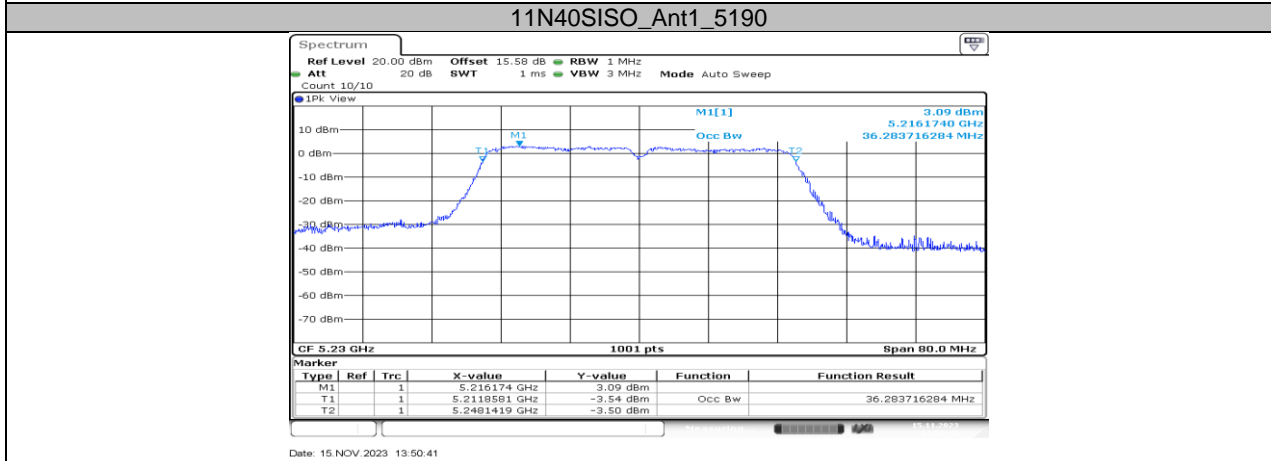
Date: 15.NOV.2023 10:58:35



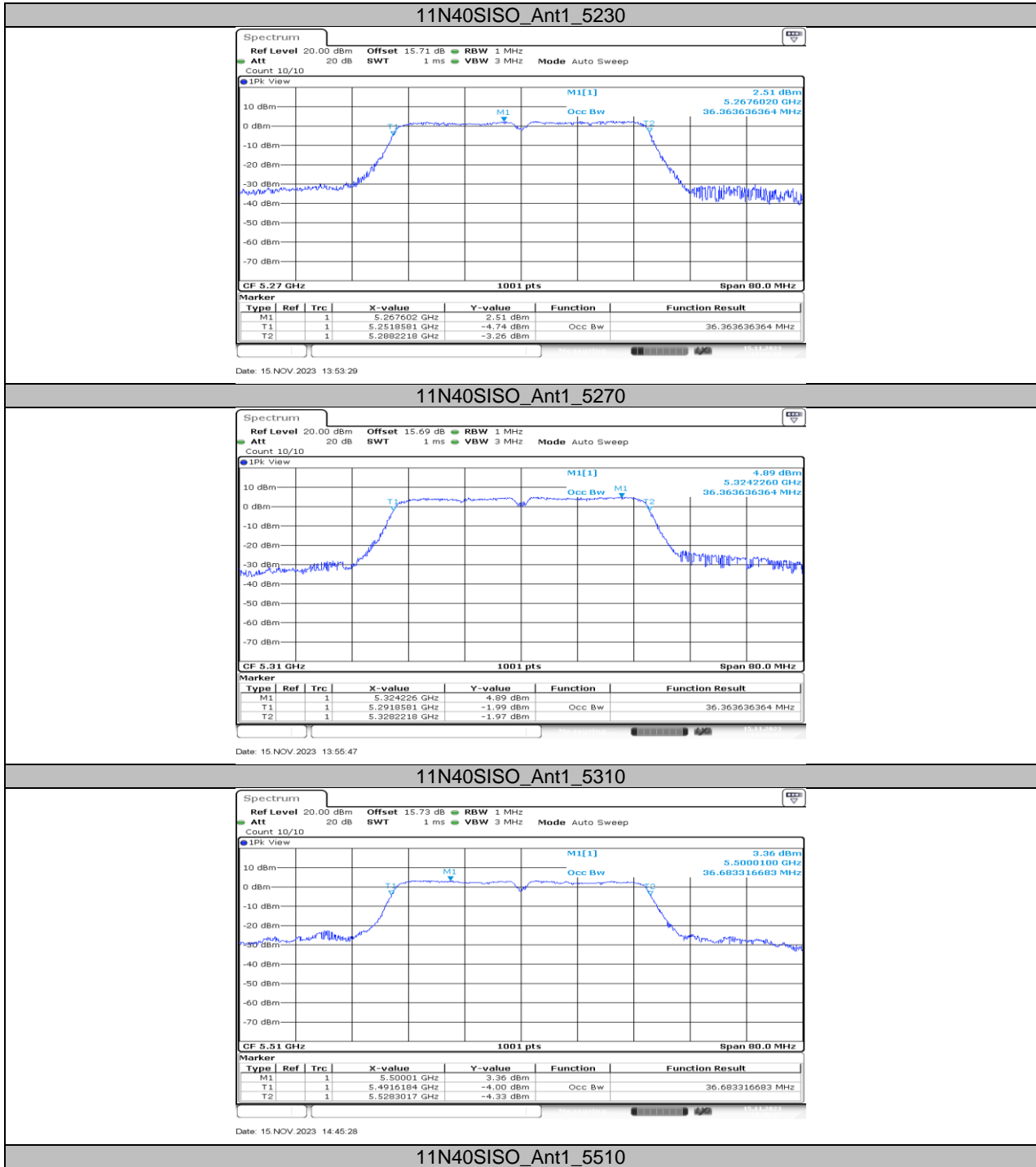
Date: 15.NOV.2023 10:59:39

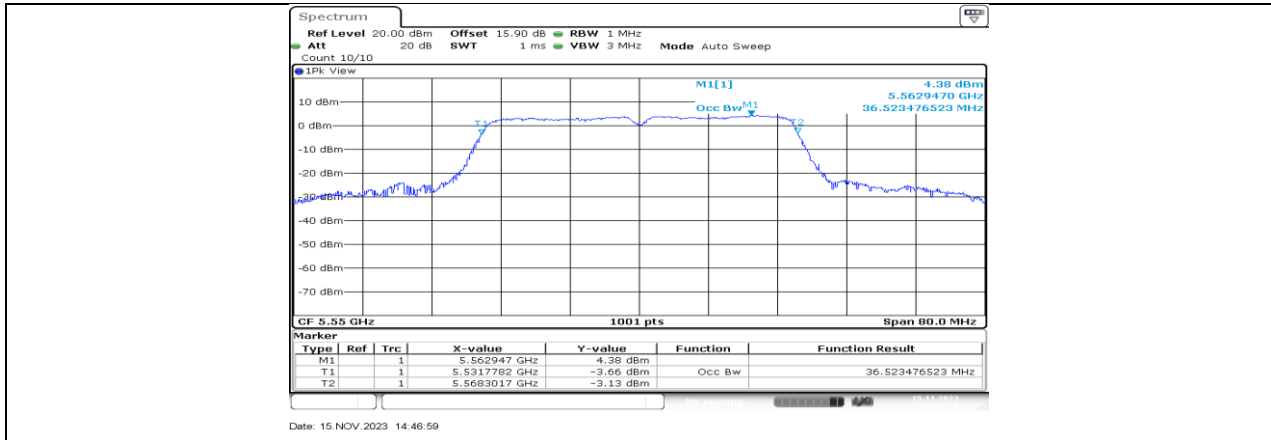


Date: 15.NOV.2023 11:04:05



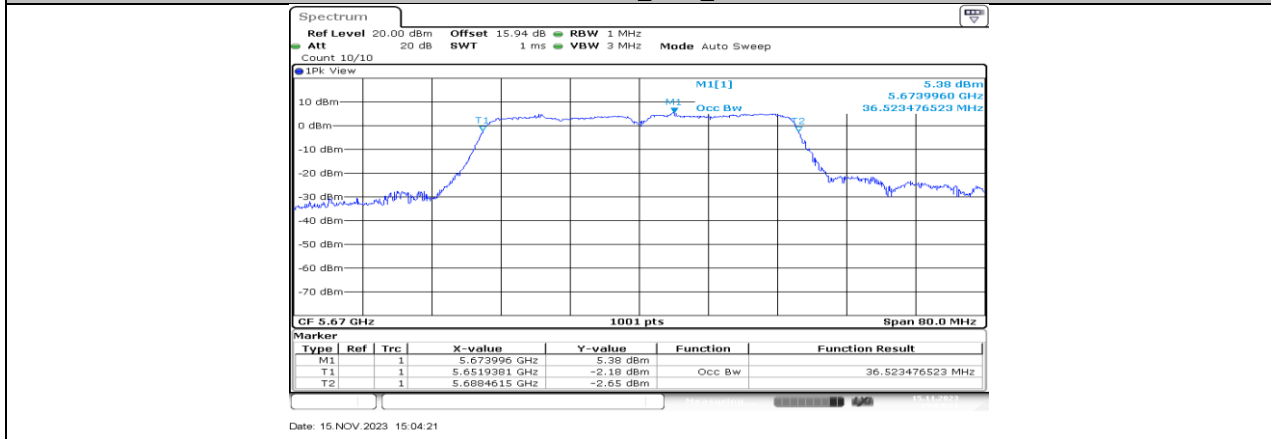
Date: 15.NOV.2023 13:50:41





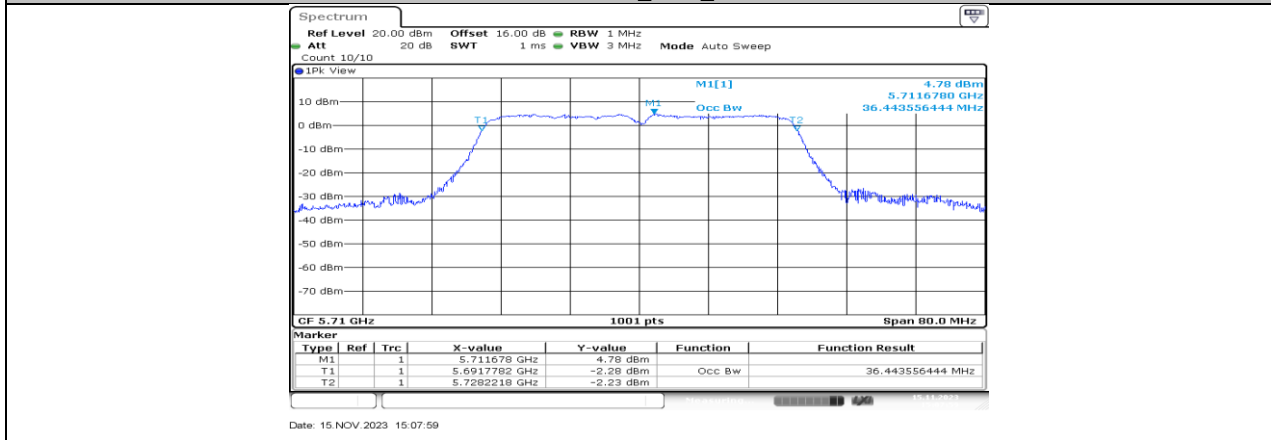
Date: 15.NOV.2023 14:46:59

11N40SISO_Ant1_5550



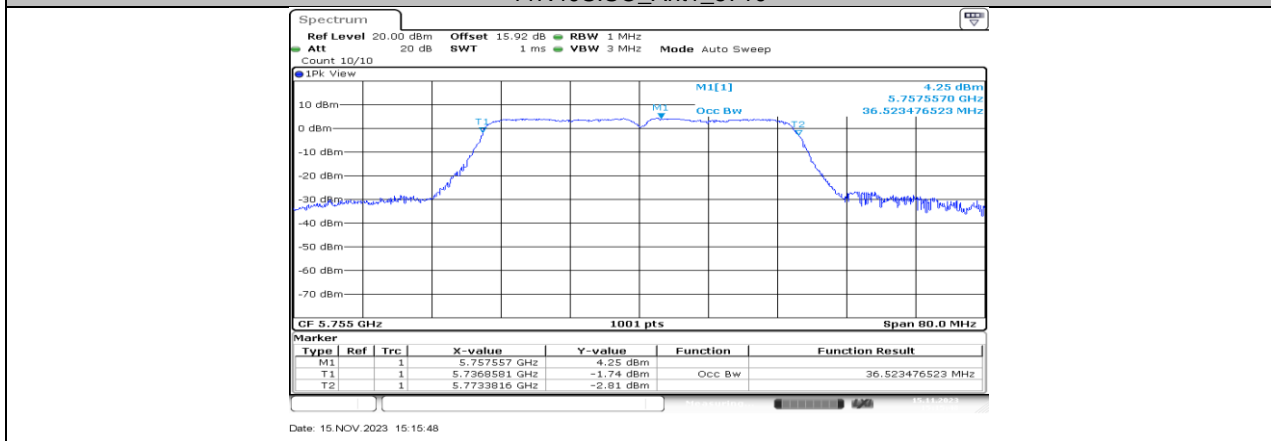
Date: 15.NOV.2023 15:04:21

11N40SISO_Ant1_5670

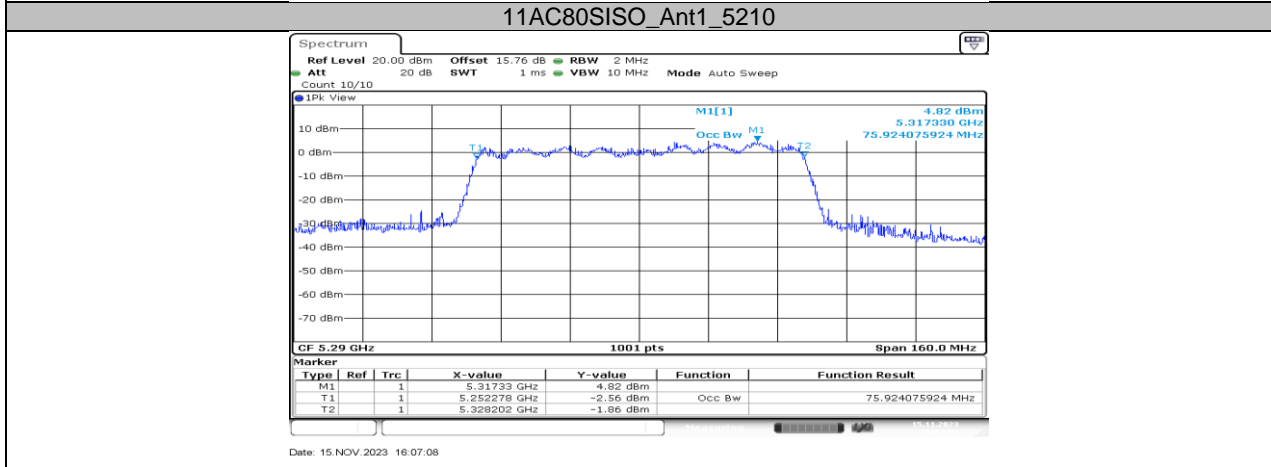
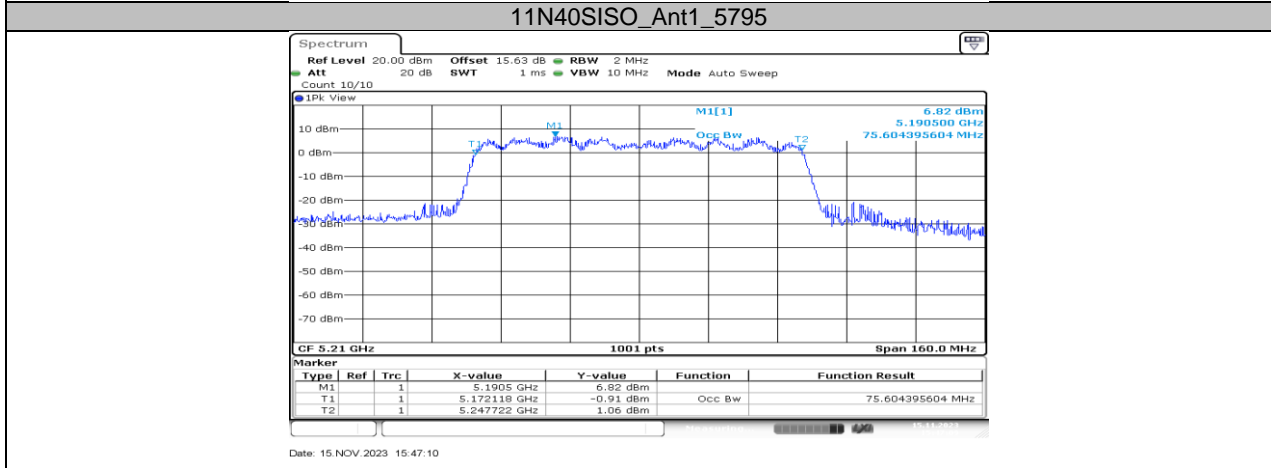
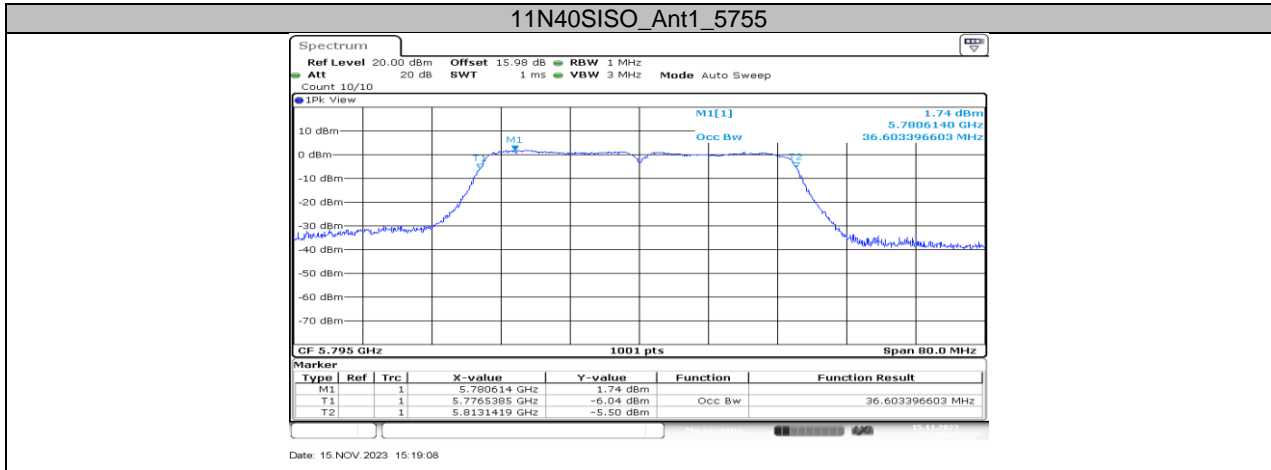


Date: 15.NOV.2023 15:07:59

11N40SISO_Ant1_5710



Date: 15.NOV.2023 15:15:48



11AC80SISO_Ant1_5290