



Appendix II

Setup Photographs **Project No.: 4791059475-1-RF**


AC Power Line Conducted Emission




Radiated Band edge and Spurious Emission (About 1 GHz)
MEASUREMENT POSITION (X axis)




MEASUREMENT POSITION (Y axis)



MEASUREMENT POSITION (Z axis)



RADIATED RF MEASUREMENT SETUP (30MHz~1GHz)



RADIATED RF MEASUREMENT SETUP (Below 30MHz)



WCDMA/LTE CONDUCTED RF MEASUREMENT SETUP



DFS CONDUCTED RF MEASUREMENT SETUP

