


1. External Photograph of EUT


Brand Name: PAX; Model Name: Aries8




Brand Name: PAX; Model Name: Aries8




Brand Name: PAX; Model Name: Aries8




**Brand Name: PAX; Model Name: Aries8**



**Brand Name: PAX; Model Name: Aries8**



**Brand Name: PAX; Model Name: Aries8**



**2. Photograph of Accessory**

**Brand Name: PAX; Model Name: Aries8**

**List of Accessory:**

Specification of Accessory		
<b>AC Adapter</b>	<b>Brand Name</b>	N/A
	<b>Model Name</b>	GLH50D2000HW
	<b>Power Rating</b>	I/P: 100-240 Vac, 50/60Hz, 400mA, O/P: 5Vdc,2000mA
<b>Battery</b>	<b>Brand Name</b>	N/A
	<b>Model Name</b>	PC04
	<b>Power Rating</b>	3.7Vdc,3800mAh
<b>Cradle 1</b>	<b>Brand Name</b>	PAX
	<b>Model Name</b>	AR8-Plate
<b>Cradle 2</b>	<b>Brand Name</b>	PAX
	<b>Model Name</b>	AR8-Stand
<b>Cradle Adapter</b>	<b>Brand Name</b>	N/A
	<b>Model Name</b>	G024A090250ZZUD
<b>USB Cable</b>	<b>Signal Line</b>	1.0 meter, shielded cable, with w/o ferrite core

**Remark:** For accessories equipped with this EUT, please refer to the following photos.

Brand Name: PAX; Model Name: Aries8





Brand Name: PAX; Model Name: Aries8

AC Adapter



Brand Name: PAX; Model Name: Aries8






Brand Name: PAX; Model Name: Aries8




Brand Name: PAX; Model Name: Aries8

Cradle 1



**Brand Name: PAX; Model Name: Aries8**




Brand Name: PAX; Model Name: Aries8




**Brand Name: PAX; Model Name: Aries8**



Brand Name: PAX; Model Name: Aries8





**Brand Name: PAX; Model Name: Aries8**

**Brand Name: PAX; Model Name: Aries8**



Brand Name: PAX; Model Name: Aries8



Brand Name: PAX; Model Name: Aries8

Cradle Adapter

