

# FCC TEST REPORT (PART 24)

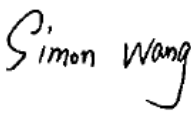

Applicant:	PAX Technology Limited
Address:	Room 2416, 24/F., Sun Hung Kai Centre, 30 Harbour Road, Wanchai, Hong Kong

Manufacturer or Supplier:	PAX Computer Technology (Shenzhen) Co., Ltd.
Address:	401 and 402, Building 3, Shenzhen Software Park, Nanshan District, Shenzhen City, Guangdong Province, P.R.C
Product:	Smart Mobile Payment Terminal
Brand Name:	PAX
Model Name:	A960
FCC ID:	V5PA960
Date of tests:	Nov. 30, 2022 ~ Dec. 12, 2022

The tests have been carried out according to the requirements of the following standard:

- FCC PART 24, Subpart E**  
  **FCC PART 2**  
 **ANSI/TIA/EIA-603-D**  
  **ANSI/TIA/EIA-603-E**  
  **ANSI C63.26-2015**

**CONCLUSION:** The submitted sample was found to COMPLY with the test requirement

Prepared by Simon Wang Engineer / Mobile Department	Approved by Luke Lu Manager / Mobile Department
  Date: Dec. 12, 2022	  Date: Dec. 12, 2022

This report is governed by, and incorporates by reference, the Conditions of Testing as posted at the date of issuance of this report at <http://www.bureauveritas.com/home/about-us/our-business/cps/about-us/terms-conditions/> and is intended for your exclusive use. Any copying or replication of this report to or for any other person or entity, or use of our name or trademark, is permitted only with our prior written permission. This report sets forth our findings solely with respect to the test samples identified herein. The results set forth in this report are not indicative or representative of the quality or characteristics of the lot from which a test sample was taken or any similar or identical product unless specifically and expressly noted. Our report includes all of the tests requested by you and the results thereof based upon the information that you provided to us. Measurement uncertainty is only provided upon request for accredited tests. Statements of conformity are based on simple acceptance criteria without taking measurement uncertainty into account, unless otherwise requested in writing. You have 60 days from date of issuance of this report to notify us of any material error or omission caused by our negligence or if you require measurement uncertainty; provided, however, that such notice shall be in writing and shall specifically address the issue you wish to raise. A failure to raise such issue within the prescribed time shall constitute your unqualified acceptance of the completeness of this report, the tests conducted and the correctness of the report contents.



## TABLE OF CONTENTS

<b>RELEASE CONTROL RECORD .....</b>	<b>4</b>
<b>1 SUMMARY OF TEST RESULTS .....</b>	<b>5</b>
1.1 MEASUREMENT UNCERTAINTY .....	6
1.2 TEST SITE AND INSTRUMENTS .....	7
<b>2 GENERAL INFORMATION .....</b>	<b>8</b>
2.1 GENERAL DESCRIPTION OF EUT .....	8
2.2 CONFIGURATION OF SYSTEM UNDER TEST .....	11
2.3 DESCRIPTION OF SUPPORT UNITS .....	12
2.4 TEST ITEM AND TEST CONFIGURATION.....	12
2.5 EUT OPERATING CONDITIONS .....	15
2.6 GENERAL DESCRIPTION OF APPLIED STANDARDS .....	15
<b>3 TEST TYPES AND RESULTS .....</b>	<b>16</b>
3.1 OUTPUT POWER MEASUREMENT .....	16
3.1.1 LIMITS OF OUTPUT POWER MEASUREMENT .....	16
3.1.2 TEST PROCEDURES .....	16
3.1.3 TEST SETUP .....	17
3.1.4 TEST RESULTS .....	17
3.2 FREQUENCY STABILITY MEASUREMENT .....	30
3.2.1 LIMITS OF FREQUENCY STABILITY MEASUREMENT .....	30
3.2.2 TEST PROCEDURE .....	30
3.2.3 TEST SETUP .....	30
3.2.4 TEST RESULTS .....	31
3.3 OCCUPIED BANDWIDTH MEASUREMENT .....	32
3.3.1 LIMITS OF OCCUPIED BANDWIDTH MEASUREMENT .....	32
3.3.2 TEST SETUP .....	32
3.3.3 TEST PROCEDURES .....	32
3.3.4 TEST RESULTS .....	33
3.4 BAND EDGE MEASUREMENTC .....	34
3.4.1 LIMITS OF BAND EDGE MEASUREMENT .....	34
3.4.2 TEST SETUP .....	34
3.4.3 TEST PROCEDURES .....	35
3.4.4. TEST RESULTS .....	36
3.5 CONDUCTED SPURIOUS EMISSIONS.....	37
3.5.1 LIMITS OF CONDUCTED SPURIOUS EMISSIONS MEASUREMENT .....	37
3.5.2 TEST PROCEDURE .....	37
3.5.3 TEST SETUP .....	37
3.5.4 TEST RESULTS .....	38
3.6 RADIATED EMISSION MEASUREMENT .....	39
3.6.1 LIMITS OF RADIATED EMISSION MEASUREMENT .....	39
3.6.2 TEST PROCEDURES .....	39



**BUREAU  
VERITAS**

**Test Report No.: W7L-P22110001RF05**

3.6.3 DEVIATION FROM TEST STANDARD .....	39
3.6.4 TEST SETUP .....	40
3.6.5 TEST RESULTS .....	42
3.7 PEAK TO AVERAGE RATIO .....	66
3.7.1 LIMITS OF PEAK TO AVERAGE RATIO MEASUREMENT .....	66
3.7.2 TEST SETUP .....	66
3.7.3 TEST PROCEDURES .....	66
3.7.4 TEST RESULTS .....	67
<b>4 INFORMATION ON THE TESTING LABORATORIES .....</b>	<b>68</b>
<b>5 MODIFICATIONS RECORDERS FOR ENGINEERING CHANGES TO THE EUT BY THE LAB.....</b>	<b>69</b>
<b>6 APPENDIX .....</b>	<b>70</b>
WDCMA BAND2 .....	70
LTE BAND2 .....	83



Test Report No.: W7L-P22110001RF05

## RELEASE CONTROL RECORD

ISSUE NO.	REASON FOR CHANGE	DATE ISSUED
W7L-P22110037RF05	Original release	Dec. 12, 2022



# 1 SUMMARY OF TEST RESULTS

The EUT has been tested according to the following specifications:

APPLIED STANDARD: FCC Part 24 & Part 2		
STANDARD SECTION	TEST TYPE	RESULT
§2.1046	Coducted Output Power	Compliance
§24.232(c)	Equivalent Isotropic Radiated Power	Compliance
§2.1055 §24.235	Frequency Stability	Compliance
§2.1049	Occupied Bandwidth	Compliance
§24.232(d)	Peak to average ratio	Compliance
§24.238(a)(b)	Band Edge Measurements	Compliance
§2.1051 §24.238(a)(b)	Conducted Spurious Emissions	Compliance
§2.1053 §24.238(a)(b)	Radiated Spurious Emissions	Compliance



### 1.1 MEASUREMENT UNCERTAINTY

Where relevant, the following measurement uncertainty levels have been estimated for tests performed on the EUT as specified in CISPR 16-4-2:

MEASUREMENT	UNCERTAINTY
Frequency Stability	$\pm 76.97\text{Hz}$
Radiated emissions (9KHz~30MHz)	$\pm 2.68\text{dB}$
Radiated emissions & Radiated Power (30MHz~1GMHz)	$\pm 4.98\text{dB}$
Radiated emissions & Radiated Power (1GMHz ~6GMHz)	$\pm 4.70\text{dB}$
Radiated emissions (6GMHz ~18GMHz)	$\pm 4.60\text{dB}$
Radiated emissions (18GMHz ~40GMHz)	$\pm 4.12\text{dB}$
Conducted emissions	$\pm 4.01\text{dB}$
Occupied Channel Bandwidth	$\pm 43.58\text{KHz}$
Conducted Output power	$\pm 2.06\text{dB}$
Band Edge Measurements	$\pm 4.70\text{dB}$
Peak to average ratio	$\pm 0.76\text{dB}$

This uncertainty represents an expanded uncertainty expressed at approximately the 95% confidence level using a coverage factor of k=2.



## 1.2 TEST SITE AND INSTRUMENTS

Equipment	Manufacturer	Model No.	Serial No.	Last Cal.	Next Cal.
MXE EMI Receiver	KEYSIGHT	N9038A-544	MY54450026	Feb. 21,22	Feb. 20,23
EXA Signal Analyzer	KEYSIGHT	N9010A-544	MY54510355	May.15,22	May.14,23
Loop Antenna	Schwarzbeck	FMZB 1519B	00173	Sep.04,22	Sep.03,23
Bilog Antenna	ETS-LINDGRE N	3143B	00161965	Mar. 06,22	Mar. 05,23
Horn Antenna	ETS-LINDGRE N	3117	00168692	Mar. 06,22	Mar. 05,23
Horn Antenna (18GHz-40GHz)	N/A	QWH-SL-18-40-K- SG/QMS-00361	15433	Aug. 24, 22	Aug. 23, 23
Radio Communication Analyzer	ANRITSU	MT8820C	6201465426	Feb. 15,22	Feb. 14,23
Signal Pre-Amplifier	EMSI	EMC 9135	980249	May.12,22	May.11,23
Signal Pre-Amplifier	EMSI	EMC 012645B	980257	May.12,22	May.11,23
Signal Pre-Amplifier	EMSI	EMC 184045B	980259	Feb. 21,22	Feb.20,23
3m Semi-anechoic Chamber	ETS-LINDGRE N	9m*6m*6m	Euroshieldpn- CT0001143-121 6	May. 19,20	May. 18,23
Test Software	E3	V 9.160323	N/A	N/A	N/A
Test Software	JS1120	3.1.36	N/A	N/A	N/A
10dB Attenuator	JFW/USA	50HF-010-SMA	1505	May. 07,22	May. 06,23
Power Meter	Anritsu	ML2495A	1506002	Feb. 22,22	Feb. 21,23
Power Sensor	Anritsu	MA2411B	1339352	May. 07,22	May. 06,23
Temperature Chamber	ESPEC	SH-242	93000855	May. 12,22	May. 11,23
MXG Analog Microvave Signal Generator	KEYSIGHT	N5183A	MY50143024	Feb. 18,22	Feb. 17,23
Base station R&S CMW500	Rohde&Schwa rz	CMW500	153085	May.12,22	May.11,23
DC Source	Kikusui/JP	PMX18-5A	0000001	Aug. 24,22	Aug. 23,23

- NOTE:**
1. The calibration interval of the above test instruments is 12 months or 36 months and the calibrations are traceable to CEPREI/CHINA, GRGT/CHINA and NIM/CHINA.
  2. The test was performed in 3m Semi-anechoic Chamber and RF Oven Room.
  3. The horn antenna is used only for the measurement of emission frequency above 1GHz if tested.
  4. The FCC Site Registration No. is 525120; The Designation No. is CN1171.

## 2 GENERAL INFORMATION

### 2.1 GENERAL DESCRIPTION OF EUT

<b>PRODUCT</b>	Smart Mobile Payment Terminal	
<b>BRAND NAME</b>	PAX	
<b>MODEL NAME</b>	A960	
<b>NOMINAL VOLTAGE</b>	5.0Vdc(adapter or host equipment) 3.7Vdc (Li-ion, battery)	
<b>MODULATION TYPE</b>	<b>WCDMA:</b> BPSK, QPSK <b>LTE Band 2:</b> QPSK, 16QAM, 64QAM	
<b>FREQUENCY RANGE</b>	<b>WCDMA</b>	1852.4MHz ~ 1907.6MHz
	<b>LTE Band 2 Channel Bandwidth: 1.4MHz</b>	1850.7MHz ~ 1909.3MHz
	<b>LTE Band 2 Channel Bandwidth: 3MHz</b>	1851.5MHz ~ 1908.5MHz
	<b>LTE Band 2 Channel Bandwidth: 5MHz</b>	1852.5MHz ~ 1907.5MHz
	<b>LTE Band 2 Channel Bandwidth: 10MHz</b>	1855.0MHz ~ 1905.0MHz
	<b>LTE Band 2 Channel Bandwidth: 15MHz</b>	1857.5MHz ~ 1902.5MHz
	<b>LTE Band 2 Channel Bandwidth: 20MHz</b>	1860.0MHz ~ 1900.0MHz
	<b>MAX. EIRP POWER</b>	<b>WCDMA</b>
<b>LTE Band 2 Channel Bandwidth: 1.4MHz</b>		293.76mW
<b>LTE Band 2 Channel Bandwidth: 3MHz</b>		293.09mW
<b>LTE Band 2 Channel Bandwidth: 5MHz</b>		291.74mW
<b>LTE Band 2 Channel Bandwidth: 10MHz</b>		290.40mW
<b>LTE Band 2 Channel Bandwidth: 15MHz</b>		291.07mW
<b>LTE Band 2 Channel Bandwidth: 20MHz</b>		294.44mW





<b>EMISSION DESIGNATOR</b>	<b>WCDMA</b>	4M17F9W
	<b>LTE Band 2 Channel Bandwidth: 1.4MHz</b>	QPSK: 1M09G7D
		16QAM: 1M09W7D
		64QAM: 1M09W7D
	<b>LTE Band 2 Channel Bandwidth: 3MHz</b>	QPSK: 2M70G7D
		16QAM: 2M69W7D
		64QAM: 2M70W7D
	<b>LTE Band 2 Channel Bandwidth: 5MHz</b>	QPSK: 4M50G7D
		16QAM: 4M50W7D
		64QAM: 4M50W7D
	<b>LTE Band 2 Channel Bandwidth: 10MHz</b>	QPSK: 8M99G7D
		16QAM: 8M98W7D
		64QAM: 8M98W7D
<b>LTE Band 2 Channel Bandwidth: 15MHz</b>	QPSK: 13M5G7D	
	16QAM: 13M5W7D	
	64QAM: 13M5W7D	
<b>LTE Band 2 Channel Bandwidth: 20MHz</b>	QPSK: 18M0G7D	
	16QAM: 18M0W7D	
	64QAM: 18M0W7D	
<b>ANTENNA TYPE</b>	Monopole Antenna with 2.78dBi gain for WCDMA II/LTE B2	
<b>HW VERSION</b>	A960	
<b>SW VERSION</b>	N/A	
<b>I/O PORTS</b>	Refer to user's manual	
<b>CABLE SUPPLIED</b>	USB cable: non-shielded cable, with w/o ferrite core, 1.0 meter	
<b>EXTREME TEMPERATURE</b>	0-45 °C	
<b>EXTREME VOLTAGE</b>	3.5V - 4.2V	

**NOTE:**

1. For a more detailed features description, please refer to the manufacturer's specifications or the user's manual.



**Test Report No.: W7L-P22110001RF05**

2. The EUT incorporates a SISO function. Physically, the EUT provides one completed transmitter and one receiver.

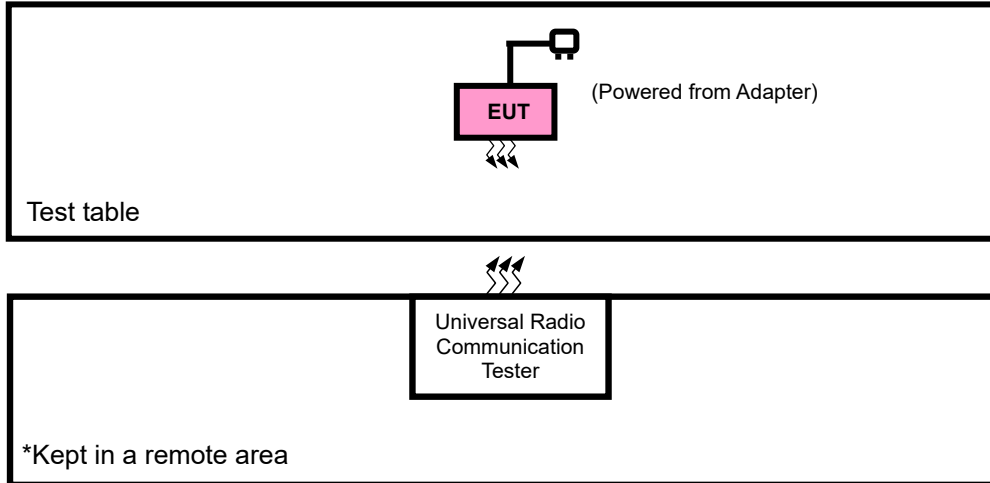
MODULATION MODE	TX FUNCTION
WCDMA	1TX/1RX
LTE	1TX/1RX

3. For the test results, the EUT had been tested with all conditions. But only the worst case was shown in test report.

**List of Accessory:**

ACCESSORIES	BRAND	MANUFACTURER	MODEL	SPECIFICATION
Battery	VEKEN	N/A	YW-029	Capacity : 3.7Vdc, 5150mAh
AC Adapter	PAX	Shenzhen Sorghum red Electronics Technology Co.,Ltd	GLH50D2000HW	I/P: 100-240Vac, 0.4A, O/P: 5.0Vdc, 2A
USB Cable	N/A	N/A	N/A	Signal Line,1.0meter

## 2.2 CONFIGURATION OF SYSTEM UNDER TEST FOR RADIATION EMISSION





### 2.3 DESCRIPTION OF SUPPORT UNITS

The EUT has been tested as an independent unit together with other necessary accessories or support units. The following support units or accessories were used to form a representative test configuration during the tests.

NO.	PRODUCT	BRAND	MODEL NO.	SERIAL NO.	FCC ID
1	DC source	Kikusui/JP	PMX18-5A	0000001	N/A

NO.	SIGNAL CABLE DESCRIPTION OF THE ABOVE SUPPORT UNITS
1	DC Line: Unshielded, Detachable 1.0m

### 2.4 TEST ITEM AND TEST CONFIGURATION

Pre-Scan has been conducted to determine the worst-case mode from all possible combinations between available modulations, data rates, XYZ axis and antenna ports. The worst case in EIRP and radiated emission was found when positioned on X-plane for LTE. Following channel(s) was (were) selected for the final test as listed below:

EUT CONFIGURE MODE	DESCRIPTION
A	EUT + Adapter with WCDMA or LTE link
B	EUT + Battery with WCDMA or LTE link



**WCDMA**

EUT CONFIGURE MODE	TEST ITEM	AVAILABLE CHANNEL	TESTED CHANNEL	MODE
A	EIRP	9262 to 9538	9262, 9400, 9538	WCDMA
B	FREQUENCY STABILITY	9262 to 9538	9262, 9400, 9538	WCDMA
A	OCCUPIED BANDWIDTH	9262 to 9538	9262, 9400, 9538	WCDMA
A	PEAK TO AVERAGE RATIO	9262 to 9538	9262, 9400, 9538	WCDMA
A	BAND EDGE	9262 to 9538	9262, 9538	WCDMA
A	CONDCUDED EMISSION	9262 to 9538	9262, 9400, 9538	WCDMA
A	RADIATED EMISSION	9262 to 9538	9262, 9400, 9538	WCDMA

**LTE BAND 2 MODE**

EUT CONFIGURE MODE	TEST ITEM	AVAILABLE CHANNEL	TESTED CHANNEL	CHANNEL BANDWIDTH	MODULATION	MODE
A	EIRP	18607 to 19193	18607, 18900, 19193	1.4MHz	QPSK,16QAM,64QAM	1 RB / 0 RB Offset
		18615 to 19185	18615, 18900, 19185	3MHz	QPSK,16QAM,64QAM	1 RB / 0 RB Offset
		18625 to 19175	18625, 18900, 19175	5MHz	QPSK,16QAM,64QAM	1 RB / 0 RB Offset
		18650 to 19150	18650, 18900, 19150	10MHz	QPSK,16QAM,64QAM	1 RB / 0 RB Offset
		18675 to 19125	18675, 18900, 19125	15MHz	QPSK,16QAM,64QAM	1 RB / 0 RB Offset
		18700 to 19100	18700, 18900, 19100	20MHz	QPSK,16QAM,64QAM	1 RB / 0 RB Offset
B	FREQUENCY STABILITY	18607 to 19193	18607, 18900, 19193	1.4MHz	QPSK,16QAM,64QAM	6 RB / 0 RB Offset
		18615 to 19185	18615, 18900, 19185	3MHz	QPSK,16QAM,64QAM	15 RB / 0 RB Offset
		18625 to 19175	18625, 18900, 19175	5MHz	QPSK,16QAM,64QAM	25 RB / 0 RB Offset
		18650 to 19150	18650, 18900, 19150	10MHz	QPSK,16QAM,64QAM	50 RB / 0 RB Offset
		18675 to 19125	18675, 18900, 19125	15MHz	QPSK,16QAM,64QAM	75 RB / 0 RB Offset
		18700 to 19100	18700, 18900, 19100	20MHz	QPSK,16QAM,64QAM	100 RB / 0 RB Offset
A	OCCUPIED BANDWIDTH	18607 to 19193	18607, 18900, 19193	1.4MHz	QPSK,16QAM,64QAM	6 RB / 0 RB Offset
		18615 to 19185	18615, 18900, 19185	3MHz	QPSK,16QAM,64QAM	15 RB / 0 RB Offset
		18625 to 19175	18625, 18900, 19175	5MHz	QPSK,16QAM,64QAM	25 RB / 0 RB Offset
		18650 to 19150	18650, 18900, 19150	10MHz	QPSK,16QAM,64QAM	50 RB / 0 RB Offset
		18675 to 19125	18675, 18900, 19125	15MHz	QPSK,16QAM,64QAM	75 RB / 0 RB Offset
		18700 to 19100	18700, 18900, 19100	20MHz	QPSK,16QAM,64QAM	100 RB / 0 RB Offset
A	PEAK TO AVERAGE RATIO	18607 to 19193	18607, 18900, 19193	1.4MHz	QPSK,16QAM,64QAM	1 RB / 0 RB Offset 6 RB / 0 RB Offset
		18615 to 19185	18615, 18900, 19185	3MHz	QPSK,16QAM,64QAM	1 RB / 0 RB Offset 15 RB / 0 RB Offset
		18625 to 19175	18625, 18900, 19175	5MHz	QPSK,16QAM,64QAM	1 RB / 0 RB Offset 25 RB / 0 RB Offset
		18650 to 19150	18650, 18900, 19150	10MHz	QPSK,16QAM,64QAM	1 RB / 0 RB Offset 50 RB / 0 RB Offset



BUREAU  
VERITAS

Test Report No.: W7L-P22110001RF05

		18675 to 19125	18675, 18900, 19125	15MHz	QPSK,16QAM,64QAM	1 RB / 0 RB Offset 75 RB / 0 RB Offset		
		18700 to 19100	18700, 18900, 19100	20MHz	QPSK,16QAM,64QAM	1 RB / 0 RB Offset 100 RB / 0 RB Offset		
A	BAND EDGE	18607 to 19193	18607	1.4MHz	QPSK,16QAM,64QAM	1 RB / 0 RB Offset 6 RB / 0 RB Offset		
			19193	1.4MHz	QPSK,16QAM,64QAM	1 RB / 5 RB Offset 6 RB / 0 RB Offset		
		18615 to 19185	18615	3MHz	QPSK,16QAM,64QAM	1 RB / 0 RB Offset 15 RB / 0 RB Offset		
			19185	3MHz	QPSK,16QAM,64QAM	1 RB / 14 RB Offset 15 RB / 0 RB Offset		
		18625 to 19175	18625	5MHz	QPSK,16QAM,64QAM	1 RB / 0 RB Offset 25 RB / 0 RB Offset		
			19175	5MHz	QPSK,16QAM,64QAM	1 RB / 24 RB Offset 25 RB / 0 RB Offset		
		18650 to 19150	18650	10MHz	QPSK,16QAM,64QAM	1 RB / 0 RB Offset 50 RB / 0 RB Offset		
			19150	10MHz	QPSK,16QAM,64QAM	1 RB / 49 RB Offset 50 RB / 0 RB Offset		
		18675 to 19125	18675	15MHz	QPSK,16QAM,64QAM	1 RB / 0 RB Offset 75 RB / 0 RB Offset		
			19125	15MHz	QPSK,16QAM,64QAM	1 RB / 74 RB Offset 75 RB / 0 RB Offset		
		18700 to 19100	18700	20MHz	QPSK,16QAM,64QAM	1 RB / 0 RB Offset 100 RB / 0 RB Offset		
			19100	20MHz	QPSK,16QAM,64QAM	1 RB / 99 RB Offset 100 RB / 0 RB Offset		
		A	CONDCUDET D EMISSION	18607 to 19193	18607, 18900, 19193	1.4MHz	QPSK,16QAM,64QAM	1 RB / 0 RB Offset
				18615 to 19185	18615, 18900, 19185	3MHz	QPSK,16QAM,64QAM	1 RB / 0 RB Offset
				18625 to 19175	18625, 18900, 19175	5MHz	QPSK,16QAM,64QAM	1 RB / 0 RB Offset
				18650 to 19150	18650, 18900, 19150	10MHz	QPSK,16QAM,64QAM	1 RB / 0 RB Offset
18675 to 19125	18675, 18900, 19125			15MHz	QPSK,16QAM,64QAM	1 RB / 0 RB Offset		
18700 to 19100	18700, 18900, 19100			20MHz	QPSK,16QAM,64QAM	1 RB / 0 RB Offset		
A	RADIATED EMISSION	18607 to 19193	18900	1.4MHz	QPSK	1 RB / 0 RB Offset		
		18615 to 19185	18615, 18900, 19185	3MHz	QPSK	1 RB / 0 RB Offset		
		18625 to 19175	18900	5MHz	QPSK	1 RB / 0 RB Offset		
		18650 to 19150	18900	10MHz	QPSK	1 RB / 0 RB Offset		
		18675 to 19125	18900	15MHz	QPSK	1 RB / 0 RB Offset		
		18700 to 19100	18900	20MHz	QPSK	1 RB / 0 RB Offset		

**Note:** This device was tested under all bandwidths, RB configurations and modulations. The worst case was found in QPSK modulation.



**TEST CONDITION:**

TEST ITEM	ENVIRONMENTAL CONDITIONS	INPUT POWER	TESTED BY
EIRP	25deg. C, 57%RH	DC 5V By Adapter	Jace Hu
FREQUENCY STABILITY	23deg. C, 61%RH	DC 3.7V By Battery	James Fu
OCCUPIED BANDWIDTH	23deg. C, 61%RH	DC5V By Adapter	James Fu
PEAK TO AVERAGE RATIO	23deg. C, 61%RH	DC 5V By Adapter	James Fu
BAND EDGE	23deg. C, 61%RH	DC5V By Adapter	James Fu
CONDCUDED EMISSION	23deg. C, 61%RH	DC5V By Adapter	James Fu
RADIATED EMISSION	23deg. C, 56%RH	DC5V By Adapter	Jace Hu

**2.5 EUT OPERATING CONDITIONS**

The EUT makes a call to the communication simulator. The communication simulator station system controlled a EUT to export maximum output power under transmission mode and specific channel frequency

**2.6 GENERAL DESCRIPTION OF APPLIED STANDARDS**

The EUT is a RF product. According to the specifications of the manufacturer, it must comply with the requirements of the following standards:

**FCC 47 CFR Part 2**

**FCC 47 CFR Part 24**

**KDB 971168 D01 Power Meas License Digital Systems v03r01**

**ANSI/TIA/EIA-603-D**

**ANSI/TIA/EIA-603-E**

**ANSI C63.26-2015**

**NOTE:** All test items have been performed and recorded as per the above standards.



### 3 TEST TYPES AND RESULTS

#### 3.1 OUTPUT POWER MEASUREMENT

##### 3.1.1 LIMITS OF OUTPUT POWER MEASUREMENT

Mobile and portable stations are limited to 2 watts EIRP.

##### 3.1.2 TEST PROCEDURES

###### **EIRP MEASUREMENT:**

Per KDB 971168 D01 Power Meas License Digital Systems v03r01 or subclause 5.2.5.5 of ANSI C63.26-2015, the relevant equation for determining the ERP or EIRP from the conducted RF output power measured using the guidance provided above is:

$$\text{ERP or EIRP} = P_{\text{Meas}} + G_{\text{T}} - L_{\text{C}}$$

Where:

ERP or EIRP = effective radiated power or equivalent isotropically radiated power, respectively

(expressed in the same units as  $P_{\text{Meas}}$ , typically dBW or dBm);

$P_{\text{Meas}}$  = measured transmitter output power or PSD, in dBm or dBW;

$G_{\text{T}}$  = gain of the transmitting antenna, in dBd (ERP) or dBi (EIRP);

$L_{\text{C}}$  = signal attenuation in the connecting cable between the transmitter and antenna, in dB.

###### **CONDUCTED POWER MEASUREMENT:**

The EUT was set up for the maximum power with WCDMA link data modulation and link up with simulator. Set the EUT to transmit under low, middle and high channel and record the power level shown on simulator.

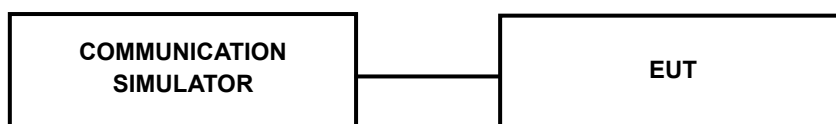




### 3.1.3 TEST SETUP

EIRP / ERP Measurement:

CONDUCTED POWER MEASUREMENT:



### 3.1.4 TEST RESULTS

CONDUCTED OUTPUT POWER (dBm)

Band	WCDMA II		
	9262	9400	9538
Channel	1852.4	1880	1907.6
Frequency			
RMC 12.2K	21.78	21.90	22.03
HSDPA Subtest-1	20.77	20.86	20.95
HSDPA Subtest-2	20.74	20.87	20.97
HSDPA Subtest-3	20.22	20.36	20.43
HSDPA Subtest-4	20.21	20.31	20.44
DC-HSDPA Subtest-1	20.76	20.84	20.90
DC-HSDPA Subtest-2	20.66	20.80	20.95
DC-HSDPA Subtest-3	20.18	20.31	20.38
DC-HSDPA Subtest-4	20.13	20.30	20.39
HSUPA Subtest-1	20.74	20.85	21.02
HSUPA Subtest-2	18.72	18.88	18.98
HSUPA Subtest-3	19.65	19.83	19.96
HSUPA Subtest-4	18.71	18.86	18.90
HSUPA Subtest-5	20.67	20.77	20.96



**BUREAU  
VERITAS**

**Test Report No.: W7L-P22110001RF05**

**LTE BAND 2**

Band/BW	Modulation	RB Size	RB Offset	Low CH 18607	Mid CH 18900	High CH 19193
				Frequency 1850.7 MHz	Frequency 1880 MHz	Frequency 1909.3 MHz
2/ 1.4	QPSK	1	0	21.75	21.81	21.90
		1	2	21.74	21.69	21.84
		1	5	21.37	21.40	21.45
		3	0	21.75	21.74	21.88
		3	1	21.85	21.83	21.83
		3	3	21.61	21.60	21.72
		6	0	20.85	20.83	20.85
	16QAM	1	0	21.07	21.08	21.16
		1	2	21.02	20.97	21.11
		1	5	20.67	20.63	20.76
		3	0	20.75	20.76	20.86
		3	1	20.78	20.83	20.90
		3	3	20.60	20.67	20.74
		6	0	19.76	19.78	19.86
	64QAM	1	0	19.99	20.06	20.17
		1	2	19.95	20.04	20.02
		1	5	19.63	19.62	19.77
		3	0	19.78	19.81	19.84
		3	1	19.84	19.94	19.89
		3	3	19.67	19.67	19.81
		6	0	18.78	18.76	18.84



Test Report No.: W7L-P22110001RF05

Band/BW	Modulation	RB Size	RB Offset	Low CH 18615	Mid CH 18900	High CH 19185
				Frequency 1851.5 MHz	Frequency 1880 MHz	Frequency 1908.5 MHz
2/3	QPSK	1	0	21.74	21.80	21.89
		1	7	21.75	21.67	21.84
		1	14	21.34	21.39	21.49
		8	0	20.77	20.77	20.85
		8	3	20.78	20.84	20.86
		8	7	20.62	20.63	20.77
		15	0	20.80	20.87	20.82
	16QAM	1	0	21.05	21.10	21.19
		1	7	20.96	21.03	21.08
		1	14	20.70	20.63	20.75
		8	0	19.71	19.75	19.83
		8	3	19.80	19.82	19.89
		8	7	19.57	19.67	19.73
		15	0	19.76	19.73	19.86
	64QAM	1	0	19.99	20.06	20.17
		1	7	19.95	20.04	20.01
		1	14	19.57	19.69	19.77
		8	0	18.82	18.82	18.84
		8	3	18.82	18.95	18.93
		8	7	18.68	18.70	18.74
		15	0	18.76	18.79	18.86



Test Report No.: W7L-P22110001RF05

Band/BW	Modulation	RB Size	RB Offset	Low CH 18625	Mid CH 18900	High CH 19175
				Frequency 1852.5 MHz	Frequency 1880 MHz	Frequency 1907.5 MHz
2 / 5	QPSK	1	0	21.74	21.86	21.87
		1	12	21.70	21.70	21.84
		1	24	21.33	21.40	21.45
		12	0	20.74	20.77	20.88
		12	6	20.78	20.83	20.85
		12	13	20.58	20.67	20.76
		25	0	20.82	20.84	20.79
	16QAM	1	0	21.04	21.14	21.19
		1	12	20.99	21.00	21.09
		1	24	20.70	20.63	20.76
		12	0	19.71	19.77	19.86
		12	6	19.83	19.78	19.93
		12	13	19.62	19.65	19.70
		25	0	19.76	19.72	19.89
	64QAM	1	0	20.05	20.09	20.11
		1	12	19.98	19.98	20.01
		1	24	19.64	19.64	19.77
		12	0	18.81	18.85	18.85
		12	6	18.88	18.88	18.94
		12	13	18.64	18.71	18.77
		25	0	18.80	18.73	18.88



Test Report No.: W7L-P22110001RF05

Band/BW	Modulation	RB Size	RB Offset	Low CH 18650	Mid CH 18900	High CH 19150
				Frequency 1855 MHz	Frequency 1880 MHz	Frequency 1905 MHz
2 / 10	QPSK	1	0	21.79	21.84	21.85
		1	24	21.73	21.72	21.80
		1	49	21.37	21.46	21.46
		25	0	20.75	20.77	20.89
		25	12	20.85	20.83	20.86
		25	25	20.58	20.61	20.76
		50	0	20.85	20.85	20.84
	16QAM	1	0	21.09	21.14	21.15
		1	24	21.00	21.00	21.11
		1	49	20.66	20.69	20.74
		25	0	19.77	19.73	19.90
		25	12	19.78	19.80	19.90
		25	25	19.61	19.66	19.73
		50	0	19.81	19.75	19.83
	64QAM	1	0	20.00	20.08	20.15
		1	24	20.01	19.99	20.02
		1	49	19.59	19.62	19.77
		25	0	18.85	18.85	18.84
		25	12	18.83	18.88	18.89
		25	25	18.70	18.74	18.78
		50	0	18.80	18.73	18.88



Test Report No.: W7L-P22110001RF05

Band/BW	Modulation	RB Size	RB Offset	Low CH 18675	Mid CH 18900	High CH 19125
				Frequency 1857.5 MHz	Frequency 1880 MHz	Frequency 1902.5 MHz
2/ 15	QPSK	1	0	21.72	21.84	21.86
		1	37	21.75	21.67	21.85
		1	74	21.31	21.43	21.45
		36	0	20.78	20.76	20.88
		36	19	20.84	20.78	20.86
		36	39	20.60	20.60	20.76
		75	0	20.85	20.87	20.79
	16QAM	1	0	21.05	21.07	21.15
		1	37	21.01	20.99	21.11
		1	74	20.70	20.64	20.72
		36	0	19.73	19.73	19.89
		36	19	19.84	19.76	19.94
		36	39	19.56	19.68	19.70
		75	0	19.80	19.72	19.90
	64QAM	1	0	20.00	20.06	20.18
		1	37	20.02	20.04	20.02
		1	74	19.57	19.63	19.77
		36	0	18.85	18.83	18.89
		36	19	18.87	18.95	18.89
		36	39	18.68	18.70	18.80
		75	0	18.81	18.75	18.87



Test Report No.: W7L-P22110001RF05

Band/BW	Modulation	RB Size	RB Offset	Low CH 18700	Mid CH 18900	High CH 19100
				Frequency 1860 MHz	Frequency 1880 MHz	Frequency 1900 MHz
2/ 20	QPSK	1	0	21.80	21.88	<b>21.91</b>
		1	50	21.77	21.75	21.86
		1	99	21.39	21.47	21.50
		50	0	20.81	20.82	20.90
		50	25	20.86	20.85	20.91
		50	50	20.66	20.68	20.78
		100	0	20.86	20.89	20.87
	16QAM	1	0	21.12	21.15	21.21
		1	50	21.04	21.05	21.13
		1	99	20.72	20.71	20.77
		50	0	19.79	19.81	19.91
		50	25	19.86	19.84	19.95
		50	50	19.64	19.72	19.75
		100	0	19.82	19.80	19.91
	64QAM	1	0	20.06	20.11	20.19
		1	50	20.03	20.06	20.07
		1	99	19.65	19.70	19.79
		50	0	18.86	18.87	18.92
		50	25	18.90	18.96	18.95
		50	50	18.72	18.75	18.82
		100	0	18.82	18.81	18.89



**BUREAU  
VERITAS**

Test Report No.: W7L-P22110001RF05

**EIRP POWER (dBm)**

**WCDMA**

Channel	Frequency (MHz)	Conducted Power (dBm)	G <sub>T-Lc</sub> (dB)	EIRP (dBm)	EIRP (mW)	Limit (W)
9262	1852.4	21.78	2.78	24.56	285.76	2
9400	1880	21.9	2.78	24.68	293.76	2
9538	1907.6	22.03	2.78	24.81	302.69	2

**LTE BAND 2**

**CHANNEL BANDWIDTH: 1.4MHz QPSK**

Channel	Frequency (MHz)	Conducted Power (dBm)	G <sub>T-Lc</sub> (dB)	EIRP (dBm)	EIRP (mW)	Limit (W)
18607	1850.7	21.85	2.78	24.63	290.4	2
18900	1880.0	21.83	2.78	24.61	289.07	2
19193	1909.3	21.9	2.78	24.68	293.76	2

**CHANNEL BANDWIDTH: 1.4MHz 16QAM**

Channel	Frequency (MHz)	Conducted Power (dBm)	G <sub>T-Lc</sub> (dB)	EIRP (dBm)	EIRP (mW)	Limit (W)
18607	1850.7	21.07	2.78	23.85	242.66	2
18900	1880.0	21.08	2.78	23.86	243.22	2
19193	1909.3	21.16	2.78	23.94	247.74	2

**CHANNEL BANDWIDTH: 1.4MHz 64QAM**

Channel	Frequency (MHz)	Conducted Power (dBm)	G <sub>T-Lc</sub> (dB)	EIRP (dBm)	EIRP (mW)	Limit (W)
18607	1850.7	19.99	2.78	22.77	189.23	2
18900	1880.0	20.06	2.78	22.84	192.31	2
19193	1908.3	20.17	2.78	22.95	197.24	2





**CHANNEL BANDWIDTH: 3MHz QPSK**

Channel	Frequency (MHz)	Conducted Power (dBm)	G <sub>T-Lc</sub> (dB)	EIRP (dBm)	EIRP (mW)	Limit (W)
18615	1851.5	21.75	2.78	24.53	283.79	2
18900	1880.0	21.8	2.78	24.58	287.08	2
19185	1908.5	21.89	2.78	24.67	293.09	2

**CHANNEL BANDWIDTH: 3MHz 16QAM**

Channel	Frequency (MHz)	Conducted Power (dBm)	G <sub>T-Lc</sub> (dB)	EIRP (dBm)	EIRP (mW)	Limit (W)
18615	1851.5	21.05	2.78	23.83	241.55	2
18900	1880.0	21.1	2.78	23.88	244.34	2
19185	1908.5	21.19	2.78	23.97	249.46	2

**CHANNEL BANDWIDTH: 3MHz 64QAM**

Channel	Frequency (MHz)	Conducted Power (dBm)	G <sub>T-Lc</sub> (dB)	EIRP (dBm)	EIRP (mW)	Limit (W)
18615	1851.5	19.99	2.78	22.77	189.23	2
18900	1880.0	20.06	2.78	22.84	192.31	2
19185	1908.5	20.17	2.78	22.95	197.24	2



**BUREAU**  
**VERITAS**

Test Report No.: W7L-P22110001RF05

**CHANNEL BANDWIDTH: 5MHz QPSK**

Channel	Frequency (MHz)	Conducted Power (dBm)	G <sub>T</sub> -L <sub>c</sub> (dB)	EIRP (dBm)	EIRP (mW)	Limit (W)
18625	1852.5	21.74	2.78	24.52	283.14	2
18900	1880.0	21.86	2.78	24.64	291.07	2
19175	1907.5	21.87	2.78	24.65	291.74	2

**CHANNEL BANDWIDTH: 5MHz 16QAM**

Channel	Frequency (MHz)	Conducted Power (dBm)	G <sub>T</sub> -L <sub>c</sub> (dB)	EIRP (dBm)	EIRP (mW)	Limit (W)
18625	1852.5	21.04	2.78	23.82	240.99	2
18900	1880.0	21.14	2.78	23.92	246.6	2
19175	1907.5	21.19	2.78	23.97	249.46	2

**CHANNEL BANDWIDTH: 5MHz 64QAM**

Channel	Frequency (MHz)	Conducted Power (dBm)	G <sub>T</sub> -L <sub>c</sub> (dB)	EIRP (dBm)	EIRP (mW)	Limit (W)
18625	1852.5	20.05	2.78	22.83	191.87	2
18900	1880.0	20.09	2.78	22.87	193.64	2
19175	1907.5	20.11	2.78	22.89	194.54	2



**CHANNEL BANDWIDTH: 10MHz QPSK**

Channel	Frequency (MHz)	Conducted Power (dBm)	G <sub>T-Lc</sub> (dB)	EIRP (dBm)	EIRP (mW)	Limit (W)
18650	1855.0	21.79	2.78	24.57	286.42	2
18900	1880.0	21.84	2.78	24.62	289.73	2
19150	1905.0	21.85	2.78	24.63	290.40	2

**CHANNEL BANDWIDTH: 10MHz 16QAM**

Channel	Frequency (MHz)	Conducted Power (dBm)	G <sub>T-Lc</sub> (dB)	EIRP (dBm)	EIRP (mW)	Limit (W)
18650	1855.0	21.09	2.78	23.87	243.78	2
18900	1880.0	21.14	2.78	23.92	246.6	2
19150	1905.0	21.15	2.78	23.93	247.17	2

**CHANNEL BANDWIDTH: 10MHz 64QAM**

Channel	Frequency (MHz)	Conducted Power (dBm)	G <sub>T-Lc</sub> (dB)	EIRP (dBm)	EIRP (mW)	Limit (W)
18650	1855.0	20.01	2.78	22.79	190.11	2
18900	1880.0	20.08	2.78	22.86	193.2	2
19150	1905.0	20.15	2.78	22.93	196.34	2



**BUREAU  
VERITAS**

Test Report No.: W7L-P22110001RF05

**CHANNEL BANDWIDTH: 15MHz QPSK**

Channel	Frequency (MHz)	Conducted Power (dBm)	G <sub>T-Lc</sub> (dB)	EIRP (dBm)	EIRP (mW)	Limit (W)
18675	1857.5	21.75	2.78	24.53	283.79	2
18900	1880.0	21.84	2.78	24.62	289.73	2
19125	1902.5	21.86	2.78	24.64	291.07	2

**CHANNEL BANDWIDTH: 15MHz 16QAM**

Channel	Frequency (MHz)	Conducted Power (dBm)	G <sub>T-Lc</sub> (dB)	EIRP (dBm)	EIRP (mW)	Limit (W)
18675	1857.5	21.05	2.78	23.83	241.55	2
18900	1880.0	21.07	2.78	23.85	242.66	2
19125	1902.5	21.15	2.78	23.93	247.17	2

**CHANNEL BANDWIDTH: 15MHz 64QAM**

Channel	Frequency (MHz)	Conducted Power (dBm)	G <sub>T-Lc</sub> (dB)	EIRP (dBm)	EIRP (mW)	Limit (W)
18675	1857.5	20.02	2.78	22.8	190.55	2
18900	1880.0	20.06	2.78	22.84	192.31	2
19125	1902.5	20.18	2.78	22.96	197.7	2



**CHANNEL BANDWIDTH: 20MHz QPSK**

Channel	Frequency (MHz)	Conducted Power (dBm)	G <sub>T-Lc</sub> (dB)	EIRP (dBm)	EIRP (mW)	Limit (W)
18700	1860	21.8	2.78	24.58	287.08	2
18900	1880	21.88	2.78	24.66	292.42	2
19100	1900	21.91	2.78	24.69	294.44	2

**CHANNEL BANDWIDTH: 20MHz 16QAM**

Channel	Frequency (MHz)	Conducted Power (dBm)	G <sub>T-Lc</sub> (dB)	EIRP (dBm)	EIRP (mW)	Limit (W)
18700	1860	21.12	2.78	23.9	245.47	2
18900	1880	21.15	2.78	23.93	247.17	2
19100	1900	21.21	2.78	23.99	250.61	2

**CHANNEL BANDWIDTH: 20MHz 64QAM**

Channel	Frequency (MHz)	Conducted Power (dBm)	G <sub>T-Lc</sub> (dB)	EIRP (dBm)	EIRP (mW)	Limit (W)
18700	1860	20.06	2.78	22.84	192.31	2
18900	1880	20.11	2.78	22.89	194.54	2
19100	1900	20.19	2.78	22.97	198.15	2

### 3.2 FREQUENCY STABILITY MEASUREMENT

#### 3.2.1 LIMITS OF FREQUENCY STABILITY MEASUREMENT

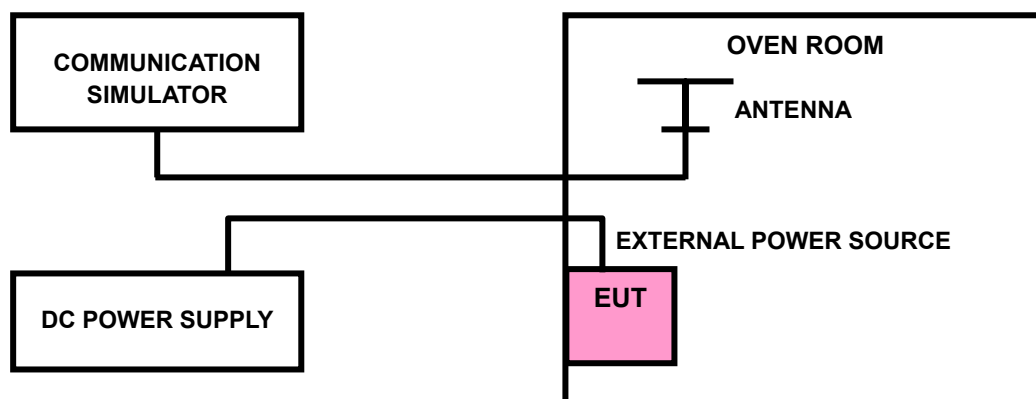
The frequency stability shall be sufficient to ensure that the fundamental emission stays within the authorized frequency block.

#### 3.2.2 TEST PROCEDURE

- a. Device is placed at the oven room. The oven room could control the temperatures and humidity. Power warm up is at least 15 min and power applied should perform before recording frequency error.
- b. EUT is connected the external power supply to control the DC input power. The test voltage range is from minimum to maximum working voltage. Each step shall be record the frequency error rate.
- c. The temperature range step is 10 degrees in this test items. All temperature levels shall be hold the  $\pm 0.5^{\circ}\text{C}$  during the measurement testing. The each temperature step shall be at least 0.5 hours, consider the EUT could be test under the stability condition.

**NOTE:** The frequency error was recorded frequency error from the communication simulator.

#### 3.2.3 TEST SETUP





Test Report No.: W7L-P22110001RF05

### 3.2.4 TEST RESULTS

Please Refer to Appendix Of this test report.

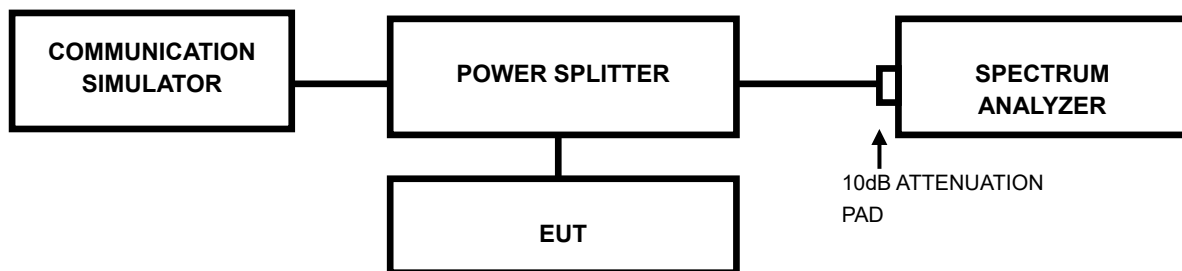


### 3.3 OCCUPIED BANDWIDTH MEASUREMENT

#### 3.3.1 LIMITS OF OCCUPIED BANDWIDTH MEASUREMENT

The width of a frequency band such that, below the lower and above the upper frequency limits, the mean powers emitted are each equal to a specified percentage 0.5 % of the total mean power of a given emission.

#### 3.3.2 TEST SETUP



#### 3.3.3 TEST PROCEDURES

- The conducted occupied bandwidth used the power splitter via EUT RF power connector between simulation base station and spectrum analyzer.
- Use OBW measurement function of Spectrum analyzer to measure 99 % occupied bandwidth.





Test Report No.: W7L-P22110001RF05

### 3.3.4 TEST RESULTS

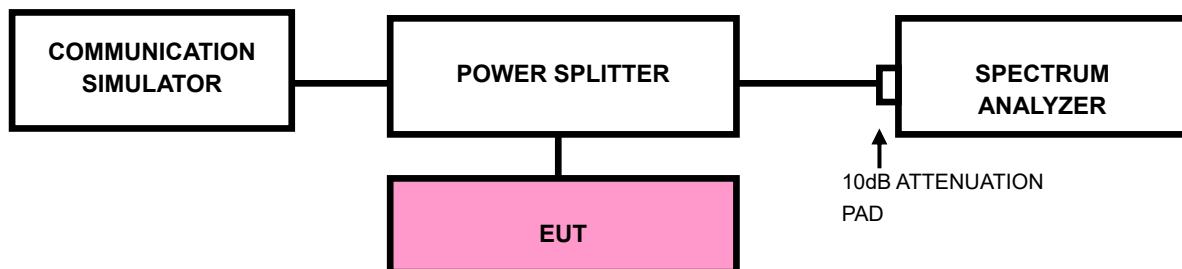
Please Refer to Appendix Of this test report.

### 3.4 BAND EDGE MEASUREMENTC

#### 3.4.1 LIMITS OF BAND EDGE MEASUREMENT

Power of any emission outside of the authorized operating frequency ranges must be attenuated below the transmitting power (P) by a factor of at least  $43 + 10 \log(P)$  dB. In the 1 MHz bands immediately outside and adjacent to the frequency block a resolution bandwidth of at least one percent of the emission bandwidth of the fundamental emission of the transmitter may be employed.

#### 3.4.2 TEST SETUP





Test Report No.: W7L-P22110001RF05

### 3.4.3 TEST PROCEDURES

- a. All measurements were done at low and high operational frequency range.
- b. The center frequency of spectrum is the band edge frequency and span is 1~5 MHz. RBW of the spectrum is 10kHz and VBW of the spectrum is 30kHz (LTE bandwidth for (1.4M/3M/5M/10M/15M/20M)1RB/0RB&1RB/MAXRB).
- c. The center frequency of spectrum is the band edge frequency and span is 2MHz. RBW of the spectrum is 51kHz and VBW of the spectrum is 150kHz (WCDMA).
- d. The center frequency of spectrum is the band edge frequency and span is 1~5 MHz. RBW of the spectrum is  $\geq 1\% \cdot \text{EBW}$  kHz and VBW of the spectrum is  $3 \cdot \text{RBW}$  kHz. (LTE bandwidth 1.4M/3M/5M/10M/15M/20MHz).
- e. Record the max trace plot into the test report.



Test Report No.: W7L-P22110001RF05

### 3.4.4. TEST RESULTS

Please Refer to Appendix Of this test report.

### 3.5 CONDUCTED SPURIOUS EMISSIONS

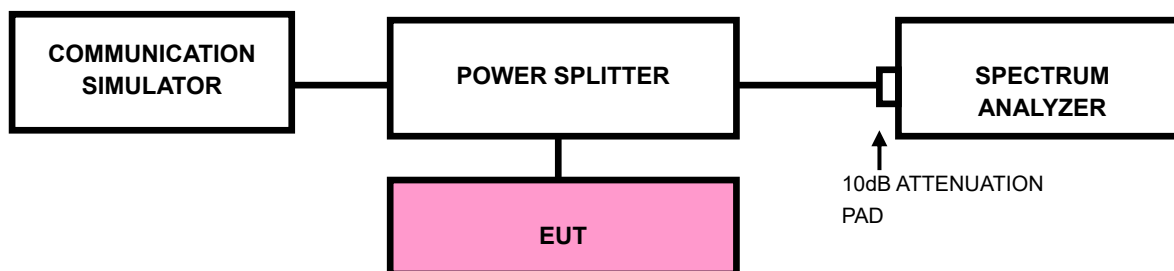
#### 3.5.1 LIMITS OF CONDUCTED SPURIOUS EMISSIONS MEASUREMENT

The power of any emission outside of the authorized operating frequency ranges must be attenuated below the transmitting power (P) by a factor of at least  $43 + 10 \log(P)$  dB. The emission limit equal to  $-13\text{dBm}$ .

#### 3.5.2 TEST PROCEDURE

- a. The EUT makes a phone call to the communication simulator. All measurements were done at low, middle and high operational frequency range.
- b. Measuring frequency range is from 30MHz up to a frequency including its 10<sup>th</sup> harmonic. 10dB attenuation pad is connected with spectrum. RBW=1MHz and VBW=3MHz is used for conducted emission measurement.

#### 3.5.3 TEST SETUP





Test Report No.: W7L-P22110001RF05

### 3.5.4 TEST RESULTS

NOTE : The 9K~30MHz amplitude of spurious emissions attenuated more than 20 dB below the permissible value is not required in the report.

Please Refer to Appendix Of this test report.



### 3.6 RADIATED EMISSION MEASUREMENT

#### 3.6.1 LIMITS OF RADIATED EMISSION MEASUREMENT

The power of any emission outside of the authorized operating frequency ranges must be attenuated below the transmitting power (P) by a factor of at least  $43 + 10 \log(P)$  dB. The emission limit equal to  $-13\text{dBm}$ .

#### 3.6.2 TEST PROCEDURES

- a. Substitution method is used for E.I.R.P measurement. In the semi-anechoic chamber, EUT placed on the 0.8m height of Turn Table, rotated the table around 360 degrees to search the maximum radiation power and receiver antenna shall be rotated vertical and horizontal polarization and moved height from 1m to 4m to find the maximum polar radiated power. The "Read Value" is the spectrum reading the maximum power value.
- b. The substitution horn antenna is substituted for EUT at the same position and signals generator export the CW signal to the substitution antenna via a TX cable. Rotated the Turn Table and moved receiving antenna to find the maximum radiation power. Adjust output power level of S.G to get a Value of spectrum reading equal to "Read Value" of step a. Record the power level of S.G
- c.  $\text{EIRP} = \text{Output power level of S.G} - \text{TX cable loss} + \text{Antenna gain of substitution horn}$ .

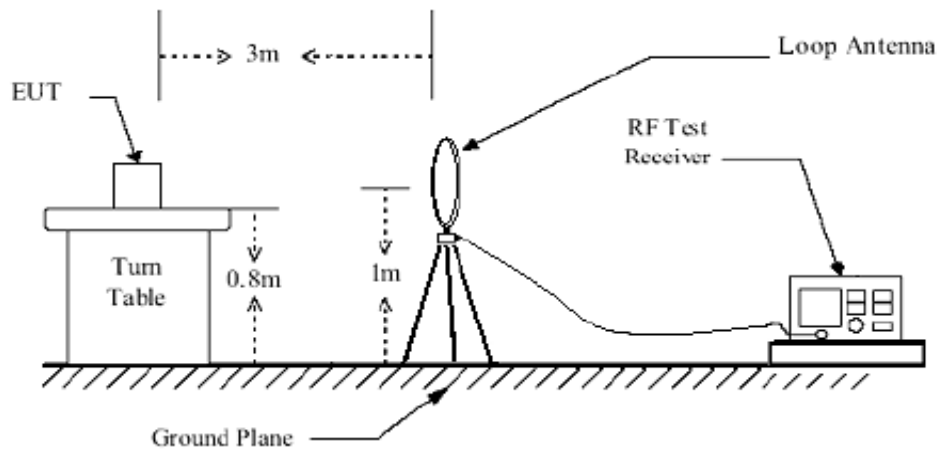
**NOTE:** The resolution bandwidth and video bandwidth of test receiver/spectrum analyzer is 1MHz/3MHz.

#### 3.6.3 DEVIATION FROM TEST STANDARD

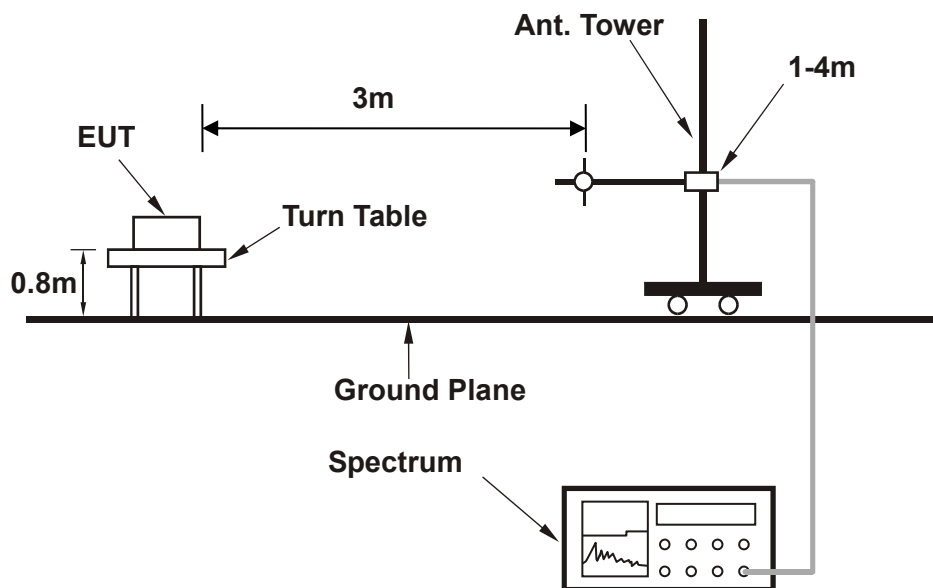
No deviation

### 3.6.4 TEST SETUP

#### < Frequency Range below 30MHz >

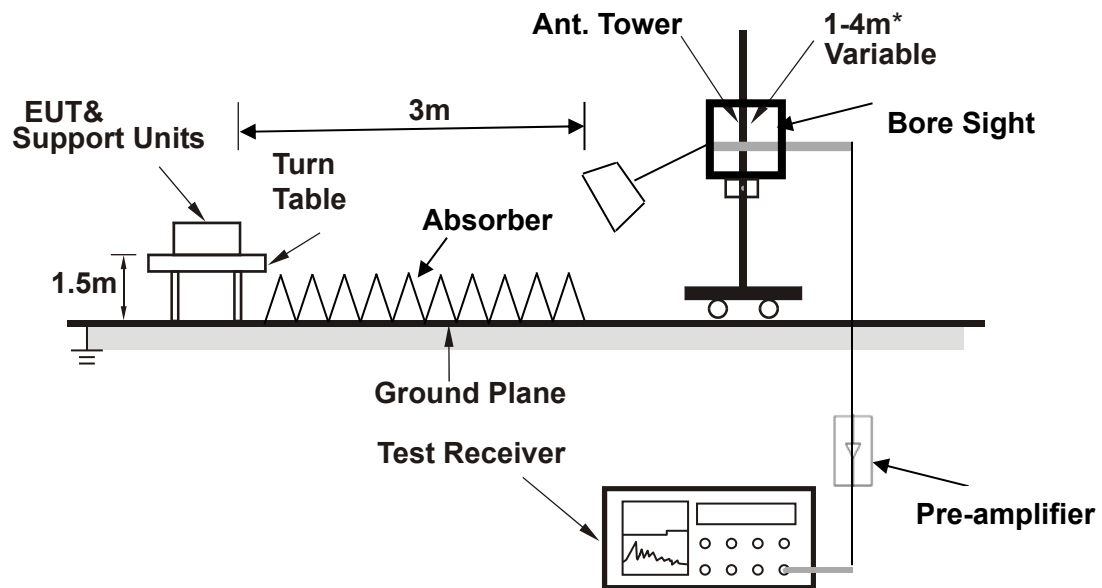


#### < Frequency Range 30MHz~1GHz >





<Frequency Range above 1GHz>



**Note:** Above 1G is a directional antenna

Depends on the EUT height and the antenna 3dB beamwidth both, refer to section 7.3 of CISPR 16-2-3.

For the actual test configuration, please refer to the attached file (Test Setup Photo).



**BUREAU  
VERITAS**

Test Report No.: W7L-P22110001RF05

### 3.6.5 TEST RESULTS

NOTE : The 9K~30MHz amplitude of spurious emissions attenuated more than 20 dB below the permissible value is not required in the report.

#### BELOW 1GHz WORST-CASE DATA

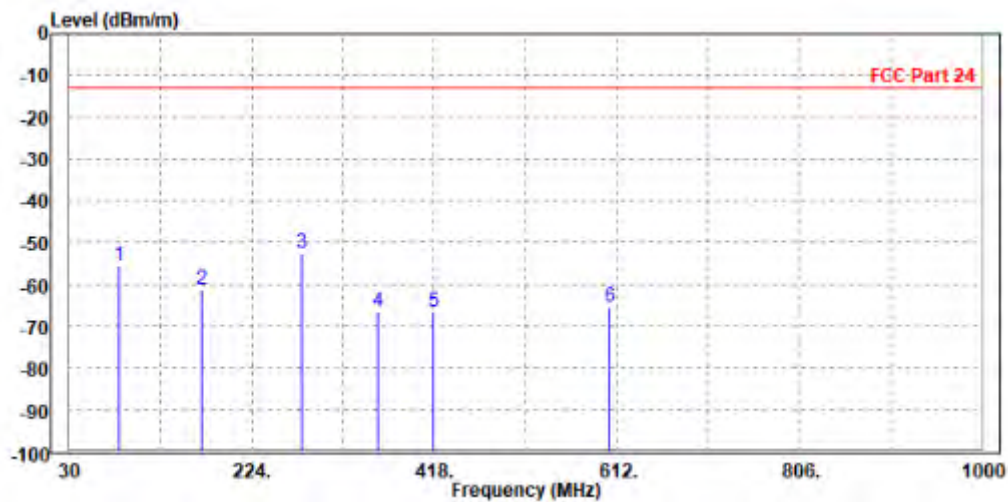
30 MHz – 1GHz data:

WCDMA Band II:

CHANNEL BANDWIDTH: 9262 ~ 9538

<b>MODE</b>	TX channel 9538	<b>FREQUENCY RANGE</b>	Below 1000MHz
<b>ENVIRONMENTAL CONDITIONS</b>	23deg. C, 56%RH	<b>INPUT POWER</b>	AC 120V/60HZ
<b>TESTED BY</b>	Jace Hu		
<b>ANTENNA POLARITY &amp; TEST DISTANCE: HORIZONTAL AT 3 M</b>			

	Freq	Level	Read Level	Limit Line	Over Limit	Factor	Remark	Pol/Phase
	MHz	dBm/m	dBm	dBm/m	dB	dB/m		
1	83.350	-55.66	-34.30	-13.00	-42.66	-21.36	Peak	Horizontal
2	171.620	-61.29	-44.61	-13.00	-48.29	-16.68	Peak	Horizontal
3 PP	276.380	-52.52	-40.53	-13.00	-39.52	-11.99	Peak	Horizontal
4	357.860	-66.53	-55.48	-13.00	-53.53	-11.05	Peak	Horizontal
5	417.030	-66.57	-56.85	-13.00	-53.57	-9.72	Peak	Horizontal
6	604.240	-65.54	-61.46	-13.00	-52.54	-4.08	Peak	Horizontal

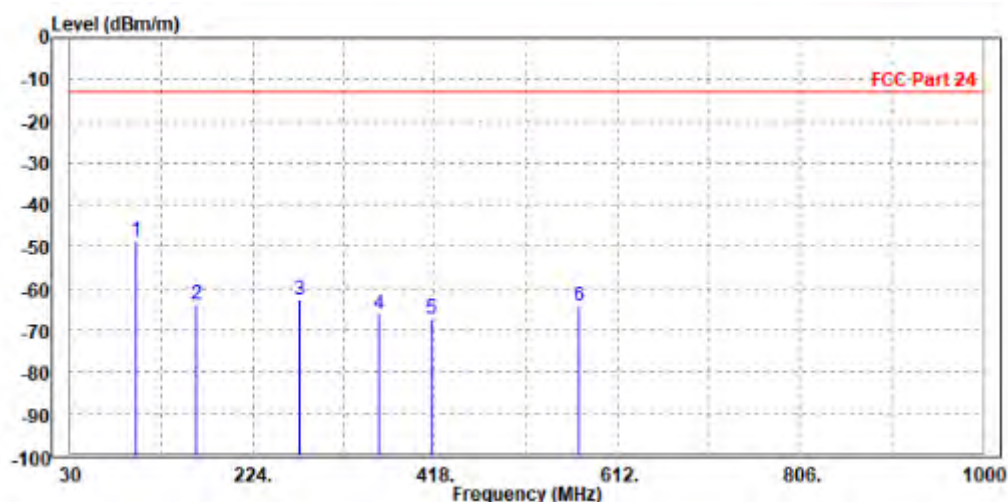




Test Report No.: W7L-P22110001RF05

<b>MODE</b>	TX channel 9538	<b>FREQUENCY RANGE</b>	Below 1000MHz
<b>ENVIRONMENTAL CONDITIONS</b>	23deg. C, 56%RH	<b>INPUT POWER</b>	AC 120V/60HZ
<b>TESTED BY</b>	Jace Hu		
<b>ANTENNA POLARITY &amp; TEST DISTANCE: VERTICAL AT 3 M</b>			

	Freq	Level	Read Level	Limit Line	Over Limit	Factor	Remark	Pol/Phase
	MHz	dBm/m	dBm	dBm/m	dB	dB/m		
1	99.840	-48.59	-42.08	-13.00	-35.59	-6.51	Peak	Vertical
2	164.830	-63.71	-46.50	-13.00	-50.71	-17.21	Peak	Vertical
3	273.470	-62.87	-50.58	-13.00	-49.87	-12.29	Peak	Vertical
4	358.830	-66.08	-56.33	-13.00	-53.08	-9.75	Peak	Vertical
5	413.150	-67.37	-58.49	-13.00	-54.37	-8.88	Peak	Vertical
6	570.290	-64.34	-57.62	-13.00	-51.34	-6.72	Peak	Vertical





**BUREAU  
VERITAS**

**Test Report No.: W7L-P22110001RF05**

**ABOVE 1GHz DATA**

**Note:** For higher frequency, the emission is too low to be detected.

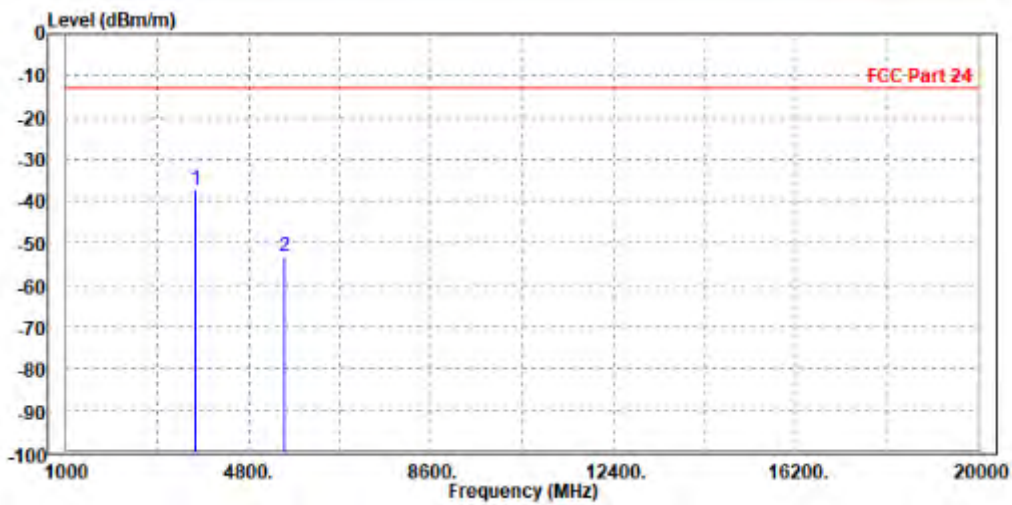
**WORST-CASE DATA**

**WCDMA Band II**

**CH 9262**

<b>MODE</b>	TX channel 9262	<b>FREQUENCY RANGE</b>	Above 1000MHz
<b>ENVIRONMENTAL CONDITIONS</b>	23deg. C, 56%RH	<b>INPUT POWER</b>	AC 120V/60HZ
<b>TESTED BY</b>	Jace Hu		
<b>ANTENNA POLARITY &amp; TEST DISTANCE: HORIZONTAL AT 3 M</b>			

	Freq	Level	Read Level	Limit Line	Over Limit	Factor	Remark	Pol/Phase
	MHz	dBm/m	dBm	dBm/m	dB	dB/m		
1	PP 3704.800	-37.13	-44.98	-13.00	-24.13	7.85	Peak	Horizontal
2	5560.000	-53.14	-63.73	-13.00	-40.14	10.59	Peak	Horizontal

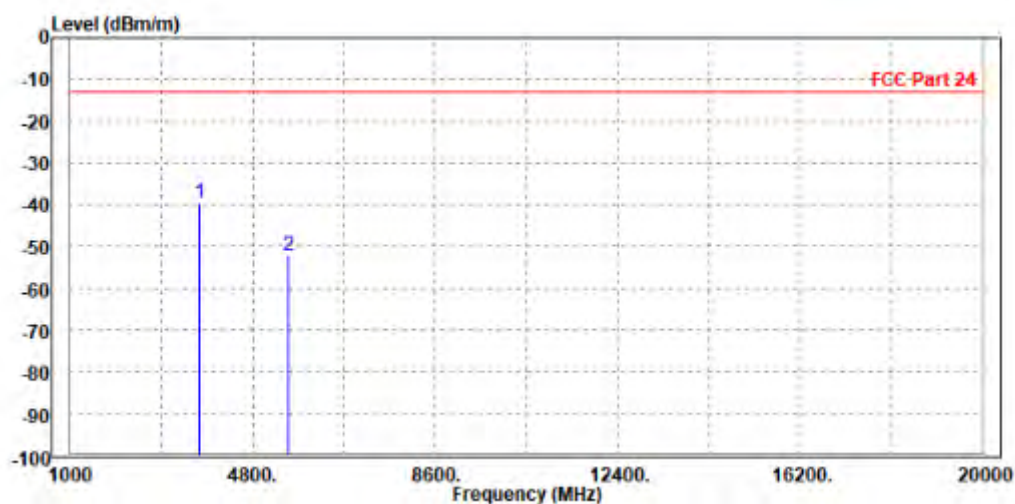




Test Report No.: W7L-P22110001RF05

MODE	TX channel 9262	FREQUENCY RANGE	Above 1000MHz
ENVIRONMENTAL CONDITIONS	23deg. C, 56%RH	INPUT POWER	AC 120V/60HZ
TESTED BY	Jace Hu		
<b>ANTENNA POLARITY &amp; TEST DISTANCE: VERTICAL AT 3 M</b>			

	Freq	Level	Read Level	Limit Line	Over Limit	Factor	Remark	Pol/Phase
	MHz	dBm/m	dBm	dBm/m	dB	dB/m		
1	PP 3698.000	-39.73	-47.34	-13.00	-26.73	7.61	Peak	Vertical
2	5560.000	-52.00	-62.90	-13.00	-39.00	10.90	Peak	Vertical



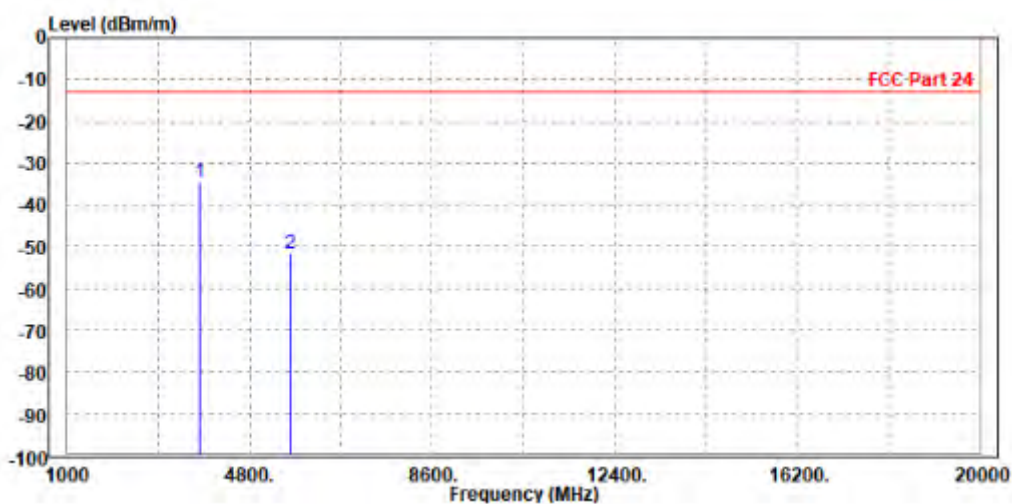


Test Report No.: W7L-P22110001RF05

CH 9400

MODE	TX channel 9400	FREQUENCY RANGE	Above 1000MHz
ENVIRONMENTAL CONDITIONS	23deg. C, 56%RH	INPUT POWER	AC 120V/60HZ
TESTED BY	Jace Hu		
<b>ANTENNA POLARITY &amp; TEST DISTANCE: HORIZONTAL AT 3 M</b>			

	Freq	Level	Read Level	Limit Line	Over Limit	Factor	Remark	Pol/Phase
	MHz	dBm/m	dBm	dBm/m	dB	dB/m		
1	PP 3755.000	-34.45	-42.43	-13.00	-21.45	7.98	Peak	Horizontal
2	5640.000	-51.64	-62.38	-13.00	-38.64	10.74	Peak	Horizontal

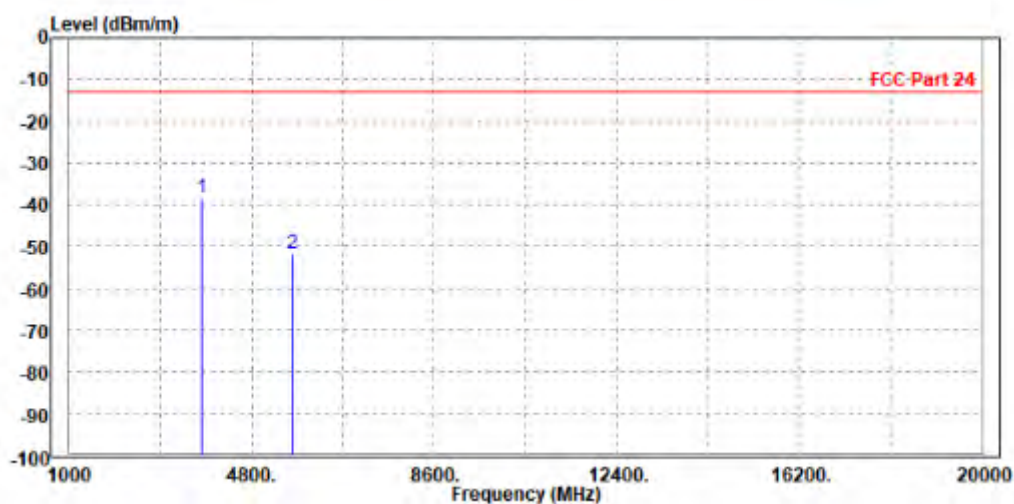




Test Report No.: W7L-P22110001RF05

<b>MODE</b>	TX channel 9400	<b>FREQUENCY RANGE</b>	Above 1000MHz
<b>ENVIRONMENTAL CONDITIONS</b>	23deg. C, 56%RH	<b>INPUT POWER</b>	AC 120V/60HZ
<b>TESTED BY</b>	Jace Hu		
<b>ANTENNA POLARITY &amp; TEST DISTANCE: VERTICAL AT 3 M</b>			

	Freq	Level	Read Level	Limit Line	Over Limit	Factor	Remark	Pol/Phase
	MHz	dBm/m	dBm	dBm/m	dB	dB/m		
1	PP 3760.000	-38.40	-46.10	-13.00	-25.40	7.70	Peak	Vertical
2	5636.000	-51.77	-62.89	-13.00	-38.77	11.12	Peak	Vertical

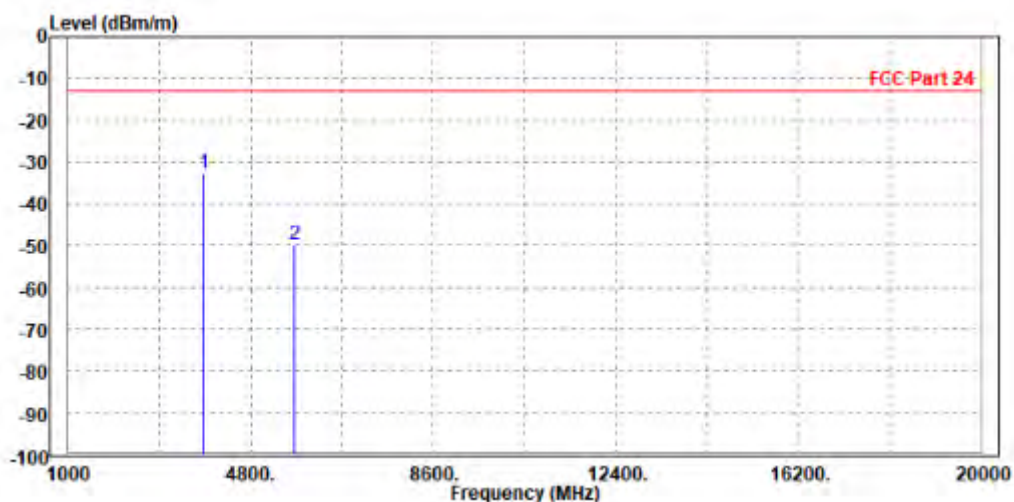




CH 9538

<b>MODE</b>	TX channel 9538	<b>FREQUENCY RANGE</b>	Above 1000MHz
<b>ENVIRONMENTAL CONDITIONS</b>	23deg. C, 56%RH	<b>INPUT POWER</b>	AC 120V/60HZ
<b>TESTED BY</b>	Jace Hu		
<b>ANTENNA POLARITY &amp; TEST DISTANCE: HORIZONTAL AT 3 M</b>			

	Freq	Level	Read Level	Limit Line	Over Limit	Factor	Remark	Pol/Phase
	MHz	dBm/m	dBm	dBm/m	dB	dB/m		
1 PP	3812.000	-32.55	-40.67	-13.00	-19.55	8.12	Peak	Horizontal
2	5722.800	-49.85	-60.75	-13.00	-36.85	10.90	Peak	Horizontal





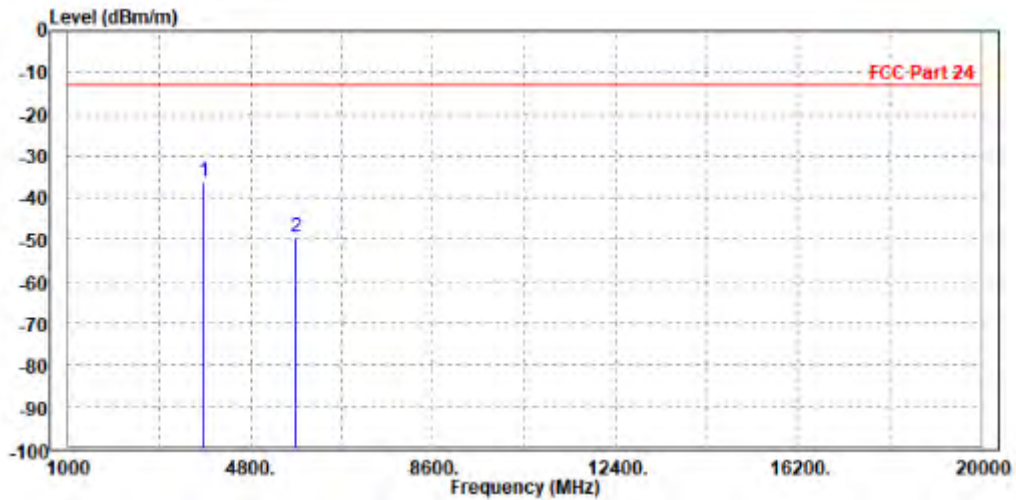


BUREAU VERITAS

Test Report No.: W7L-P22110001RF05

MODE	TX channel 9538	FREQUENCY RANGE	Above 1000MHz
ENVIRONMENTAL CONDITIONS	23deg. C, 56%RH	INPUT POWER	AC 120V/60HZ
TESTED BY	Jace Hu		
<b>ANTENNA POLARITY &amp; TEST DISTANCE: VERTICAL AT 3 M</b>			

	Freq	Level	Read Level	Limit Line	Over Limit	Factor	Remark	Pol/Phase
	MHz	dBm/m	dBm	dBm/m	dB	dB/m		
1	PP 3815.200	-36.03	-43.81	-13.00	-23.03	7.78	Peak	Vertical
2	5731.000	-49.52	-60.91	-13.00	-36.52	11.39	Peak	Vertical





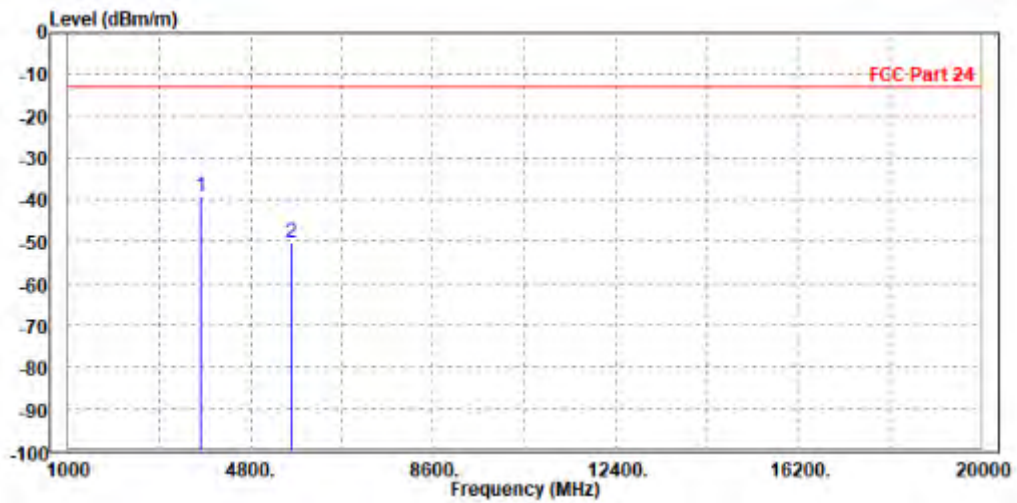
Test Report No.: W7L-P22110001RF05

LTE Band 2

CHANNEL BANDWIDTH: 1.4MHz / QPSK

<b>MODE</b>	TX channel 18900	<b>FREQUENCY RANGE</b>	Above 1000MHz
<b>ENVIRONMENTAL CONDITIONS</b>	23deg. C, 56%RH	<b>INPUT POWER</b>	AC 120V/60HZ
<b>TESTED BY</b>	Jace Hu		
<b>ANTENNA POLARITY &amp; TEST DISTANCE: HORIZONTAL AT 3 M</b>			

	Freq	Level	Read Level	Limit Line	Over Limit	Factor	Remark	Pol/Phase
	MHz	dBm/m	dBm	dBm/m	dB	dB/m		
1	PP 3760.000	-39.26	-47.25	-13.00	-26.26	7.99	Peak	Horizontal
2	5636.000	-50.31	-61.04	-13.00	-37.31	10.73	Peak	Horizontal

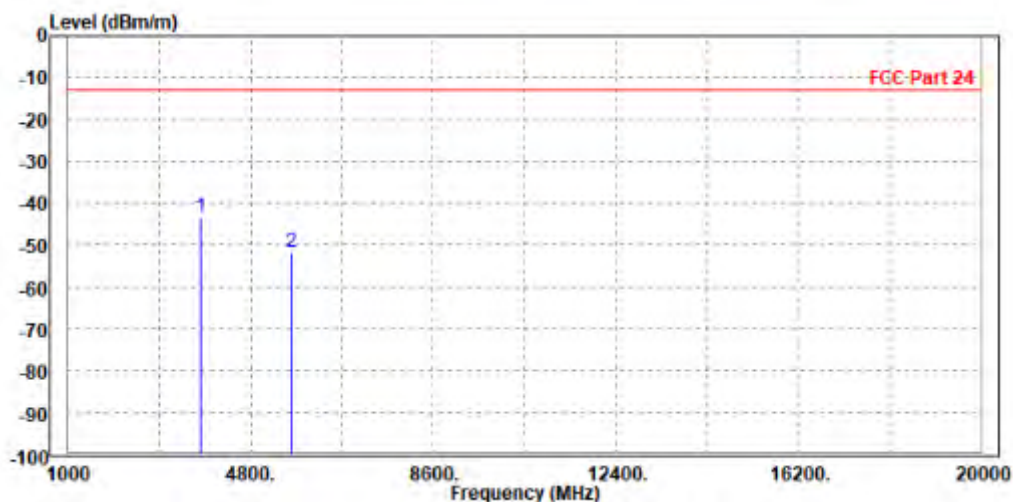




Test Report No.: W7L-P22110001RF05

<b>MODE</b>	TX channel 18900	<b>FREQUENCY RANGE</b>	Above 1000MHz
<b>ENVIRONMENTAL CONDITIONS</b>	23deg. C, 56%RH	<b>INPUT POWER</b>	AC 120V/60HZ
<b>TESTED BY</b>	Jace Hu		
<b>ANTENNA POLARITY &amp; TEST DISTANCE: VERTICAL AT 3 M</b>			

	Freq	Level	Read Level	Limit Line	Over Limit	Factor	Remark	Pol/Phase
	MHz	dBm/m	dBm	dBm/m	dB	dB/m		
1	PP 3755.000	-43.33	-51.02	-13.00	-30.33	7.69	Peak	Vertical
2	5640.000	-51.75	-62.88	-13.00	-38.75	11.13	Peak	Vertical





**BUREAU  
VERITAS**

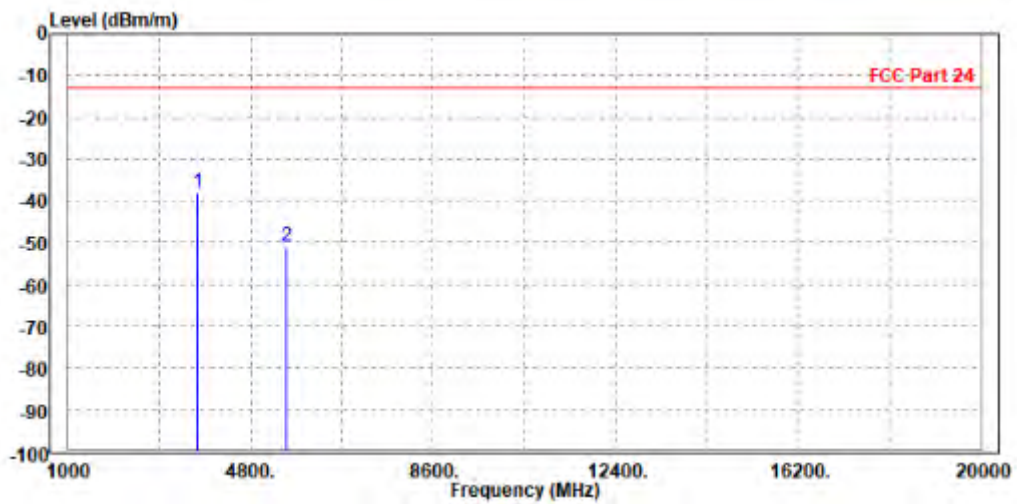
Test Report No.: W7L-P22110001RF05

CHANNEL BANDWIDTH: 3MHz / QPSK

CH18615

<b>MODE</b>	TX channel 18615	<b>FREQUENCY RANGE</b>	Above 1000MHz
<b>ENVIRONMENTAL CONDITIONS</b>	23deg. C, 56%RH	<b>INPUT POWER</b>	AC 120V/60HZ
<b>TESTED BY</b>	Jace Hu		
<b>ANTENNA POLARITY &amp; TEST DISTANCE: HORIZONTAL AT 3 M</b>			

	Freq	Level	Read Level	Limit Line	Over Limit	Factor	Remark	Pol/Phase
	MHz	dBm/m	dBm	dBm/m	dB	dB/m		
1	PP 3698.000	-38.09	-45.92	-13.00	-25.09	7.83	Peak	Horizontal
2	5554.500	-50.80	-61.38	-13.00	-37.80	10.58	Peak	Horizontal

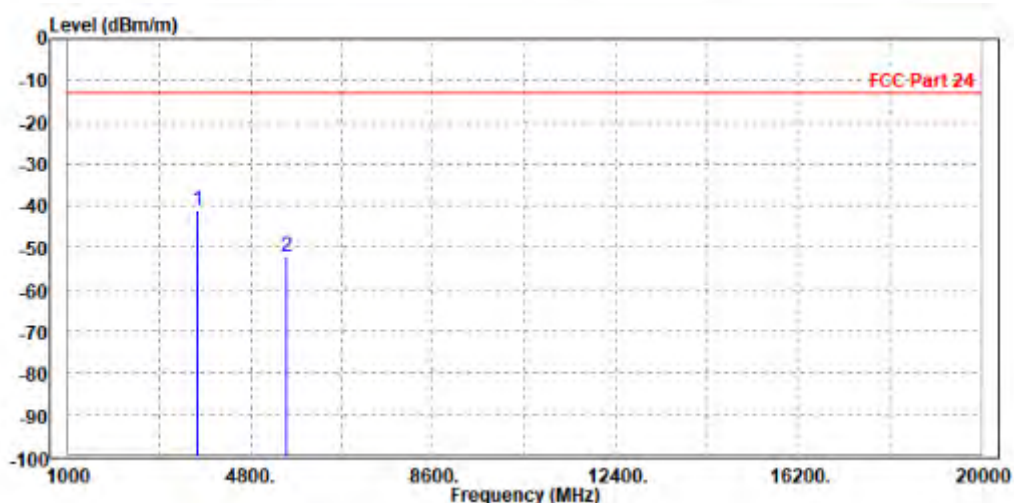




Test Report No.: W7L-P22110001RF05

<b>MODE</b>	TX channel 18615	<b>FREQUENCY RANGE</b>	Above 1000MHz
<b>ENVIRONMENTAL CONDITIONS</b>	23deg. C, 56%RH	<b>INPUT POWER</b>	AC 120V/60HZ
<b>TESTED BY</b>	Jace Hu		
<b>ANTENNA POLARITY &amp; TEST DISTANCE: VERTICAL AT 3 M</b>			

	Freq	Level	Read Level	Limit Line	Over Limit	Factor	Remark	Pol/Phase
	MHz	dBm/m	dBm	dBm/m	dB	dB/m		
1	PP 3703.000	-40.88	-48.49	-13.00	-27.88	7.61	Peak	Vertical
2	5560.000	-52.01	-62.91	-13.00	-39.01	10.90	Peak	Vertical





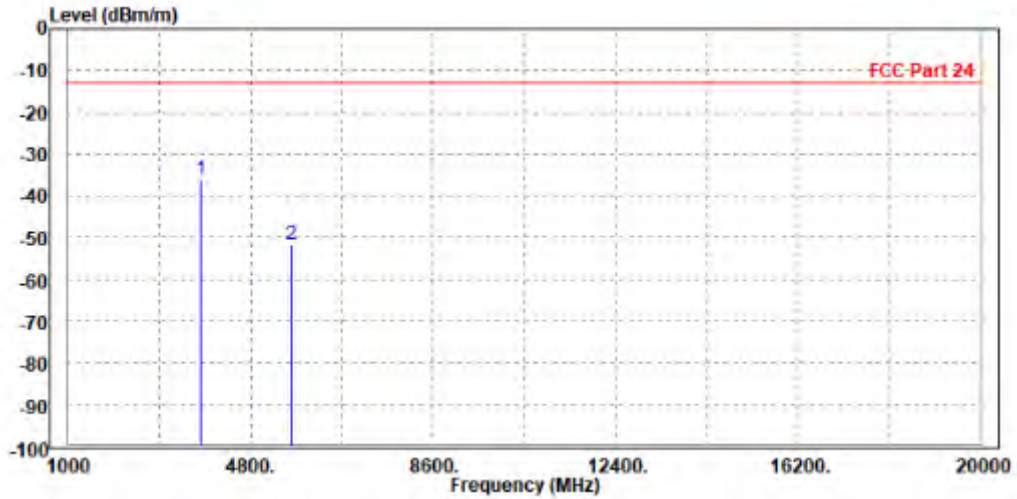
**BUREAU  
VERITAS**

Test Report No.: W7L-P22110001RF05

CH18900

<b>MODE</b>	TX channel 18900	<b>FREQUENCY RANGE</b>	Above 1000MHz
<b>ENVIRONMENTAL CONDITIONS</b>	23deg. C, 56%RH	<b>INPUT POWER</b>	AC 120V/60HZ
<b>TESTED BY</b>	Jace Hu		
<b>ANTENNA POLARITY &amp; TEST DISTANCE: HORIZONTAL AT 3 M</b>			

	Freq	Level	Read Level	Limit Line	Over Limit	Factor	Remark	Pol/Phase
	MHz	dBm/m	dBm	dBm/m	dB	dB/m		
1	PP 3755.000	-35.96	-43.94	-13.00	-22.96	7.98	Peak	Horizontal
2	5640.000	-51.83	-62.57	-13.00	-38.83	10.74	Peak	Horizontal

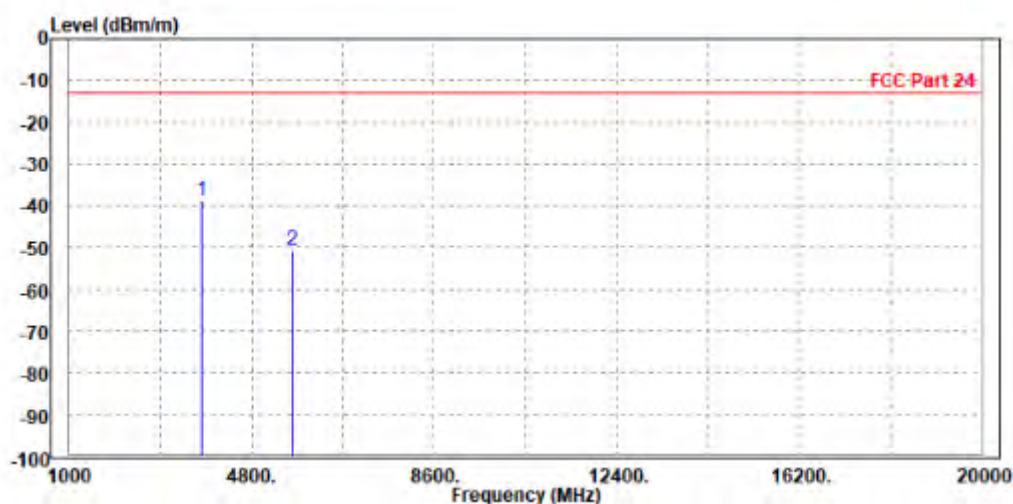




Test Report No.: W7L-P22110001RF05

<b>MODE</b>	TX channel 18900	<b>FREQUENCY RANGE</b>	Above 1000MHz
<b>ENVIRONMENTAL CONDITIONS</b>	23deg. C, 56%RH	<b>INPUT POWER</b>	AC 120V/60HZ
<b>TESTED BY</b>	Jace Hu		
<b>ANTENNA POLARITY &amp; TEST DISTANCE: VERTICAL AT 3 M</b>			

	Freq	Level	Read Level	Limit Line	Over Limit	Factor	Remark	Pol/Phase
	MHz	dBm/m	dBm	dBm/m	dB	dB/m		
1	PP 3760.000	-38.84	-46.54	-13.00	-25.84	7.70	Peak	Vertical
2	5636.000	-50.75	-61.87	-13.00	-37.75	11.12	Peak	Vertical





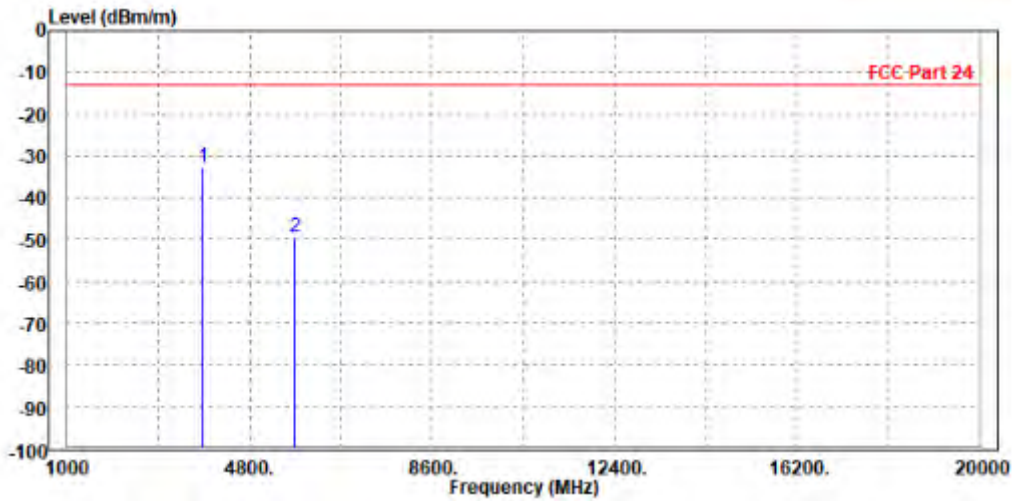
**BUREAU  
VERITAS**

Test Report No.: W7L-P22110001RF05

CH19185

<b>MODE</b>	TX channel 19185	<b>FREQUENCY RANGE</b>	Above 1000MHz
<b>ENVIRONMENTAL CONDITIONS</b>	23deg. C, 56%RH	<b>INPUT POWER</b>	AC 120V/60HZ
<b>TESTED BY</b>	Jace Hu		
<b>ANTENNA POLARITY &amp; TEST DISTANCE: HORIZONTAL AT 3 M</b>			

	Freq	Level	Read Level	Limit Line	Over Limit	Factor	Remark	Pol/Phase
	MHz	dBm/m	dBm	dBm/m	dB	dB/m		
1	PP 3817.000	-32.77	-40.90	-13.00	-19.77	8.13	Peak	Horizontal
2	5731.000	-49.42	-60.33	-13.00	-36.42	10.91	Peak	Horizontal



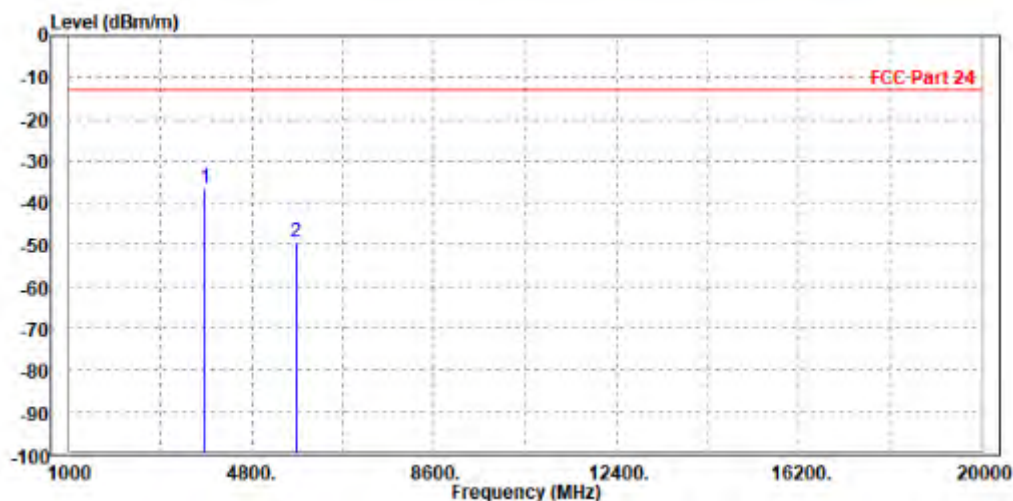




Test Report No.: W7L-P22110001RF05

<b>MODE</b>	TX channel 19185	<b>FREQUENCY RANGE</b>	Above 1000MHz
<b>ENVIRONMENTAL CONDITIONS</b>	23deg. C, 56%RH	<b>INPUT POWER</b>	AC 120V/60HZ
<b>TESTED BY</b>	Jace Hu		
<b>ANTENNA POLARITY &amp; TEST DISTANCE: VERTICAL AT 3 M</b>			

	Freq	Level	Read Level	Limit Line	Over Limit	Factor	Remark	Pol/Phase
	MHz	dBm/m	dBm	dBm/m	dB	dB/m		
1	PP 3812.000	-36.39	-44.16	-13.00	-23.39	7.77	Peak	Vertical
2	5725.500	-49.48	-60.85	-13.00	-36.48	11.37	Peak	Vertical





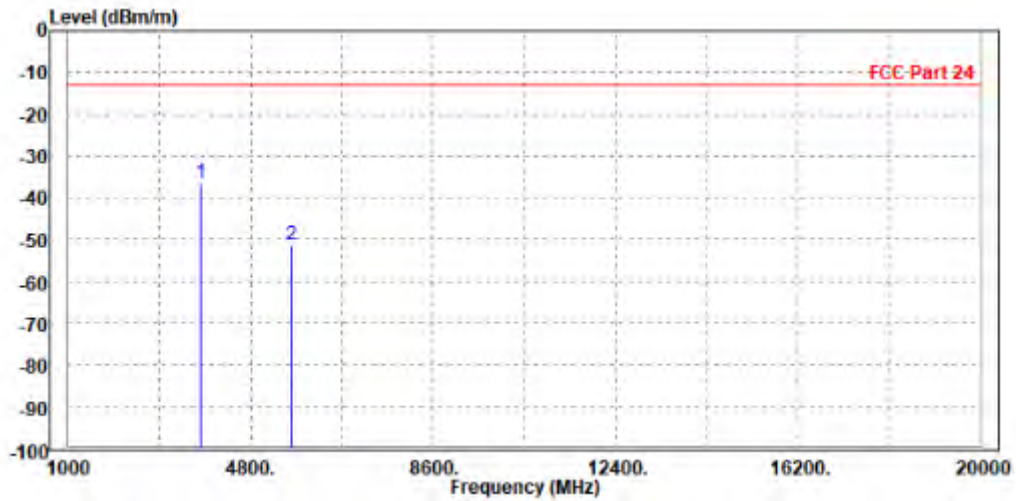
**BUREAU  
VERITAS**

Test Report No.: W7L-P22110001RF05

**CHANNEL BANDWIDTH: 5MHz / QPSK**

<b>MODE</b>	TX channel 18900	<b>FREQUENCY RANGE</b>	Above 1000MHz
<b>ENVIRONMENTAL CONDITIONS</b>	23deg. C, 56%RH	<b>INPUT POWER</b>	AC 120V/60HZ
<b>TESTED BY</b>	Jace Hu		
<b>ANTENNA POLARITY &amp; TEST DISTANCE: HORIZONTAL AT 3 M</b>			

	Freq	Level	Read Level	Limit Line	Over Limit	Factor	Remark	Pol/Phase
	MHz	dBm/m	dBm	dBm/m	dB	dB/m		
1	PP 3760.000	-36.60	-44.59	-13.00	-23.60	7.99	Peak	Horizontal
2	5636.000	-51.22	-61.95	-13.00	-38.22	10.73	Peak	Horizontal

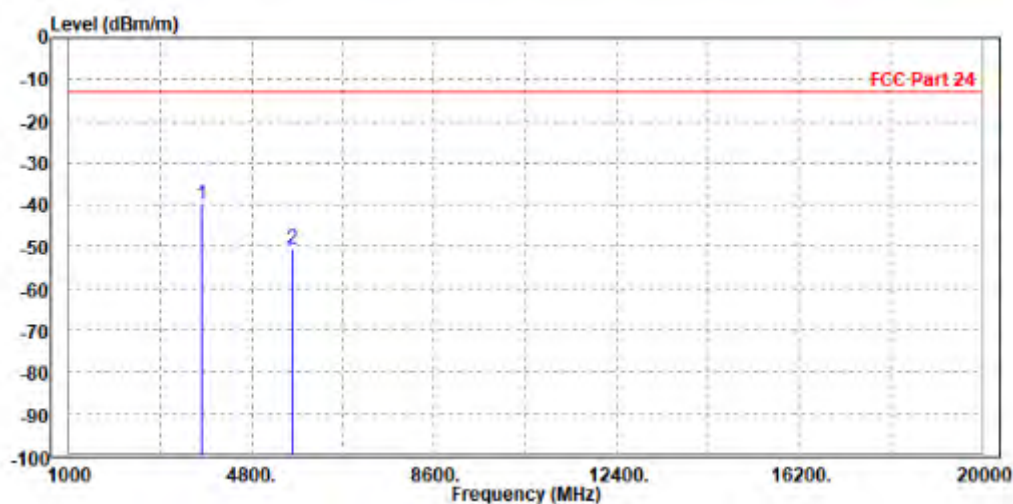




Test Report No.: W7L-P22110001RF05

<b>MODE</b>	TX channel 18900	<b>FREQUENCY RANGE</b>	Above 1000MHz
<b>ENVIRONMENTAL CONDITIONS</b>	23deg. C, 56%RH	<b>INPUT POWER</b>	AC 120V/60HZ
<b>TESTED BY</b>	Jace Hu		
<b>ANTENNA POLARITY &amp; TEST DISTANCE: VERTICAL AT 3 M</b>			

	Freq	Level	Read Level	Limit Line	Over Limit	Factor	Remark	Pol/Phase
	MHz	dBm/m	dBm	dBm/m	dB	dB/m		
1	PP 3755.000	-40.07	-47.76	-13.00	-27.07	7.69	Peak	Vertical
2	5640.000	-50.44	-61.57	-13.00	-37.44	11.13	Peak	Vertical





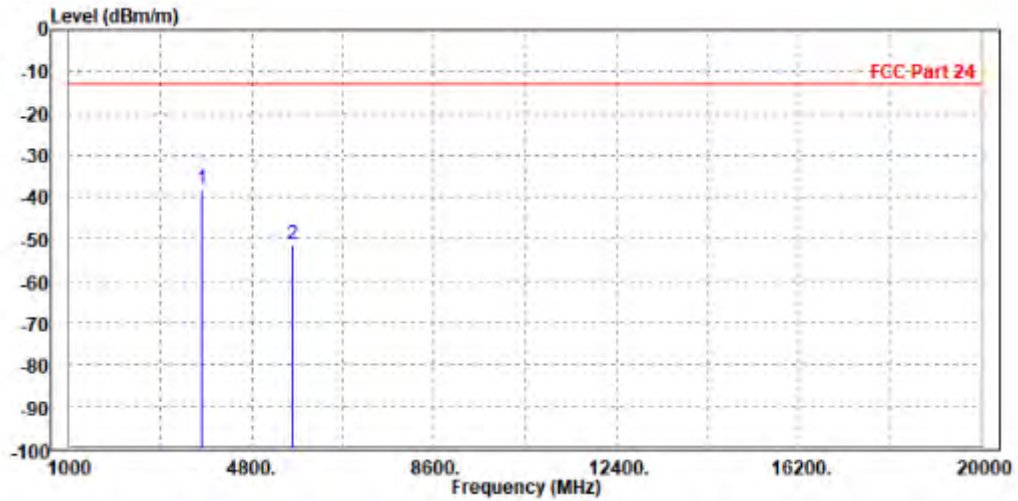
**BUREAU  
VERITAS**

Test Report No.: W7L-P22110001RF05

**CHANNEL BANDWIDTH: 10MHz / QPSK**

<b>MODE</b>	TX channel 18900	<b>FREQUENCY RANGE</b>	Above 1000MHz
<b>ENVIRONMENTAL CONDITIONS</b>	23deg. C, 56%RH	<b>INPUT POWER</b>	AC 120V/60HZ
<b>TESTED BY</b>	Jace Hu		
<b>ANTENNA POLARITY &amp; TEST DISTANCE: HORIZONTAL AT 3 M</b>			

	Freq	Level	Read Level	Limit Line	Over Limit	Factor	Remark	Pol/Phase
	MHz	dBm/m	dBm	dBm/m	dB	dB/m		
1 PP	3760.000	-37.85	-45.84	-13.00	-24.85	7.99	Peak	Horizontal
2	5636.000	-51.49	-62.22	-13.00	-38.49	10.73	Peak	Horizontal

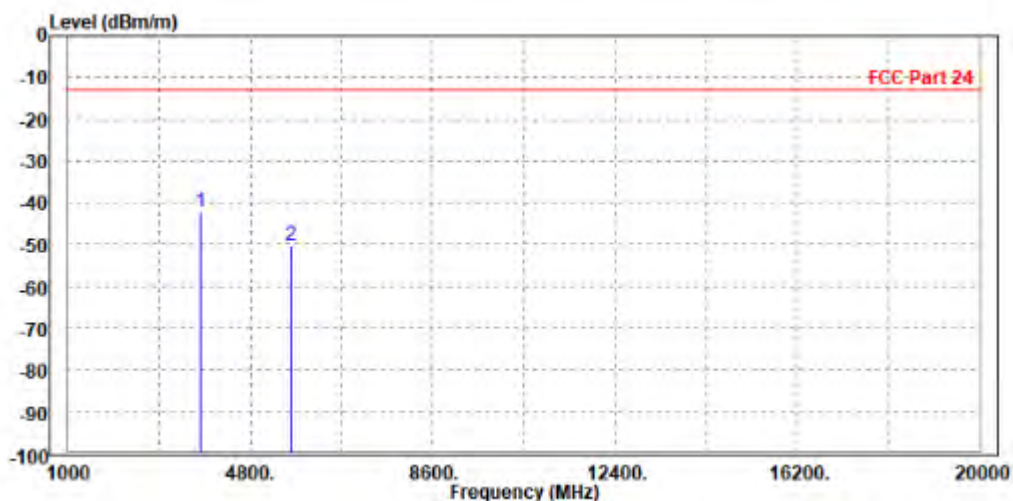




Test Report No.: W7L-P22110001RF05

<b>MODE</b>	TX channel 18900	<b>FREQUENCY RANGE</b>	Above 1000MHz
<b>ENVIRONMENTAL CONDITIONS</b>	23deg. C, 56%RH	<b>INPUT POWER</b>	AC 120V/60HZ
<b>TESTED BY</b>	Jace Hu		
<b>ANTENNA POLARITY &amp; TEST DISTANCE: VERTICAL AT 3 M</b>			

	Freq	Level	Read Level	Limit Line	Over Limit	Factor	Remark	Pol/Phase
	MHz	dBm/m	dBm	dBm/m	dB	dB/m		
1	PP 3755.000	-42.37	-50.06	-13.00	-29.37	7.69	Peak	Vertical
2	5640.000	-50.15	-61.28	-13.00	-37.15	11.13	Peak	Vertical





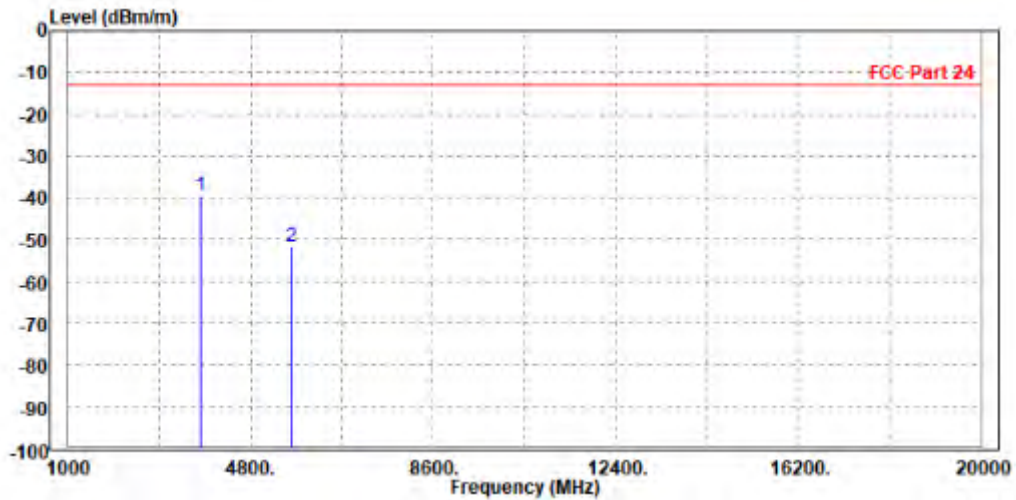
**BUREAU  
VERITAS**

Test Report No.: W7L-P22110001RF05

**CHANNEL BANDWIDTH: 15MHz / QPSK**

<b>MODE</b>	TX channel 18900	<b>FREQUENCY RANGE</b>	Above 1000MHz
<b>ENVIRONMENTAL CONDITIONS</b>	23deg. C, 56%RH	<b>INPUT POWER</b>	AC 120V/60HZ
<b>TESTED BY</b>	Jace Hu		
<b>ANTENNA POLARITY &amp; TEST DISTANCE: HORIZONTAL AT 3 M</b>			

	Freq	Level	Read Level	Limit	Over Limit	Factor	Remark	Pol/Phase
	MHz	dBm/m	dBm	dBm/m	dB	dB/m		
1	PP 3755.000	-39.54	-47.52	-13.00	-26.54	7.98	Peak	Horizontal
2	5640.000	-51.82	-62.56	-13.00	-38.82	10.74	Peak	Horizontal

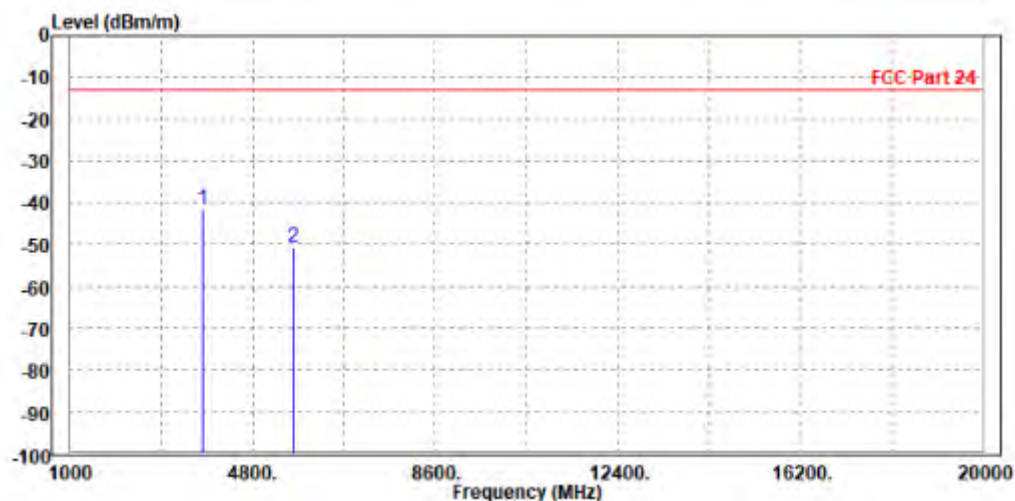




Test Report No.: W7L-P22110001RF05

<b>MODE</b>	TX channel 18900	<b>FREQUENCY RANGE</b>	Above 1000MHz
<b>ENVIRONMENTAL CONDITIONS</b>	23deg. C, 56%RH	<b>INPUT POWER</b>	AC 120V/60HZ
<b>TESTED BY</b>	Jace Hu		
<b>ANTENNA POLARITY &amp; TEST DISTANCE: VERTICAL AT 3 M</b>			

	Freq	Level	Read Level	Limit Line	Over Limit	Factor	Remark	Pol/Phase
	MHz	dBm/m	dBm	dBm/m	dB	dB/m		
1	PP 3760.000	-41.63	-49.33	-13.00	-28.63	7.70	Peak	Vertical
2	5636.000	-50.41	-61.53	-13.00	-37.41	11.12	Peak	Vertical





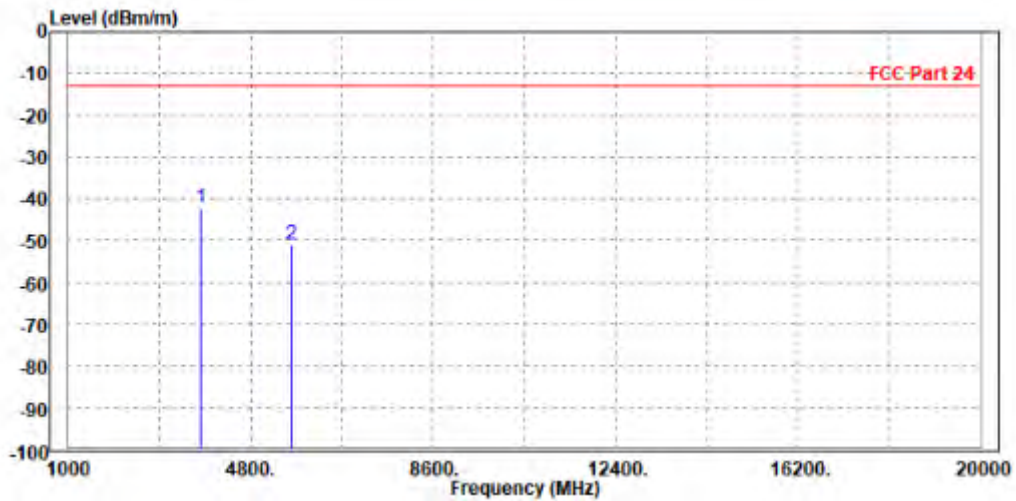
**BUREAU  
VERITAS**

Test Report No.: W7L-P22110001RF05

**CHANNEL BANDWIDTH: 20MHz / QPSK**

<b>MODE</b>	TX channel 18900	<b>FREQUENCY RANGE</b>	Above 1000MHz
<b>ENVIRONMENTAL CONDITIONS</b>	23deg. C, 56%RH	<b>INPUT POWER</b>	AC 120V/60HZ
<b>TESTED BY</b>	Jace Hu		
<b>ANTENNA POLARITY &amp; TEST DISTANCE: HORIZONTAL AT 3 M</b>			

	Freq	Level	Read Level	Limit Line	Over Limit	Factor	Remark	Pol/Phase
	MHz	dBm/m	dBm	dBm/m	dB	dB/m		
1	PP 3760.000	-42.18	-50.17	-13.00	-29.18	7.99	Peak	Horizontal
2	5636.000	-51.10	-61.83	-13.00	-38.10	10.73	Peak	Horizontal



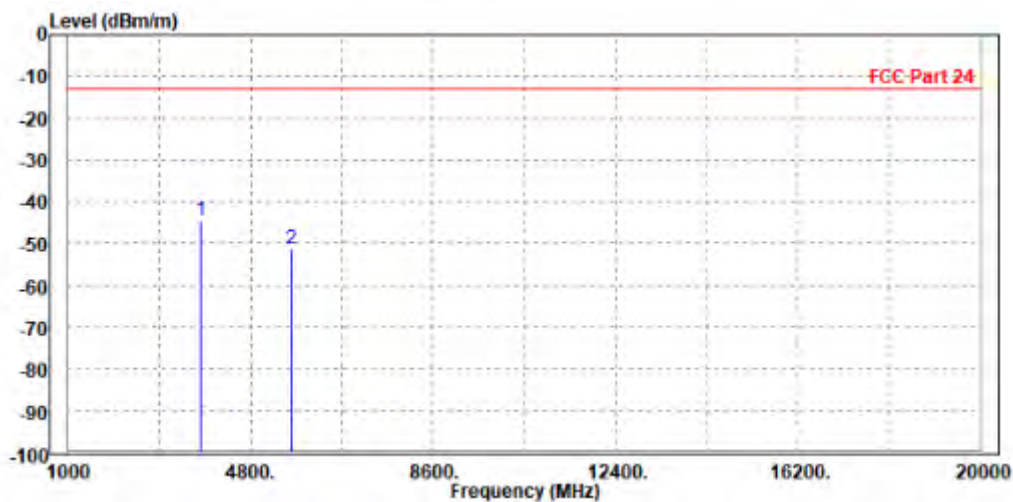




Test Report No.: W7L-P22110001RF05

MODE	TX channel 18900	FREQUENCY RANGE	Above 1000MHz
ENVIRONMENTAL CONDITIONS	23deg. C, 56%RH	INPUT POWER	AC 120V/60HZ
TESTED BY	Jace Hu		
<b>ANTENNA POLARITY &amp; TEST DISTANCE: VERTICAL AT 3 M</b>			

	Freq	Level	Read Level	Limit Line	Over Limit	Factor	Remark	Pol/Phase
	MHz	dBm/m	dBm	dBm/m	dB	dB/m		
1	PP 3755.000	-44.58	-52.27	-13.00	-31.58	7.69	Peak	Vertical
2	5640.000	-51.41	-62.54	-13.00	-38.41	11.13	Peak	Vertical

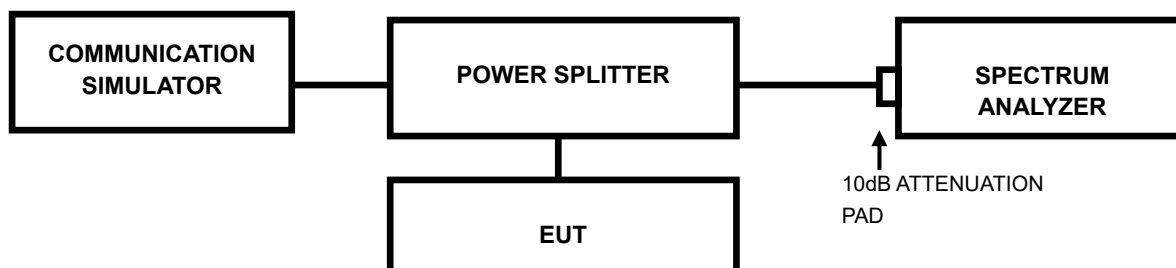


### 3.7 PEAK TO AVERAGE RATIO

#### 3.7.1 LIMITS OF PEAK TO AVERAGE RATIO MEASUREMENT

In measuring transmissions in this band using an average power technique, the peak to-average ratio (PAR) of the transmission may not exceed 13 dB

#### 3.7.2 TEST SETUP



#### 3.7.3 TEST PROCEDURES

1. Set resolution/measurement bandwidth  $\geq$  signal's occupied bandwidth;
2. Set the number of counts to a value that stabilizes the measured CCDF curve;
3. Record the maximum PAPR level associated with a probability of 0.1%.



Test Report No.: W7L-P22110001RF05

### 3.7.4 TEST RESULTS

Please Refer to Appendix Of this test report.



Test Report No.: W7L-P22110001RF05

## 4 INFORMATION ON THE TESTING LABORATORIES

We, BV 7LAYERS COMMUNICATIONS TECHNOLOGY (SHENZHEN) CO. LTD., were founded in 2015 to provide our best service in EMC, Radio, Telecom and Safety consultation. Our laboratories are accredited and approved according to ISO/IEC 17025.

If you have any comments, please feel free to contact us at the following:

**Shenzhen EMC/RF Lab:**

Tel: +86-755-88696566

Fax: +86-755-88696577

**Email:** [customerservice.sw@bureauveritas.com](mailto:customerservice.sw@bureauveritas.com)

**Web Site:** [www.adt.com.tw](http://www.adt.com.tw)

The address and road map of all our labs can be found in our web site also.



Test Report No.: W7L-P22110001RF05

## 5 MODIFICATIONS RECORDERS FOR ENGINEERING CHANGES TO THE EUT BY THE LAB

No any modifications are made to the EUT by the lab during the test.



## 6 Appendix

### WDCMA BAND2

#### PEAK-TO-AVERAGE RATIO

##### Test Result

Band	Channel	Peak-to-Average Ratio(dB)	Limit(dBm)	Verdict
Band2	9262	3	13	PASS
Band2	9400	2.91	13	PASS
Band2	9538	2.84	13	PASS

### Test Graphs





BUREAU  
VERITAS

Test Report No.: W7L-P22110001RF05







Test Report No.: W7L-P22110001RF05

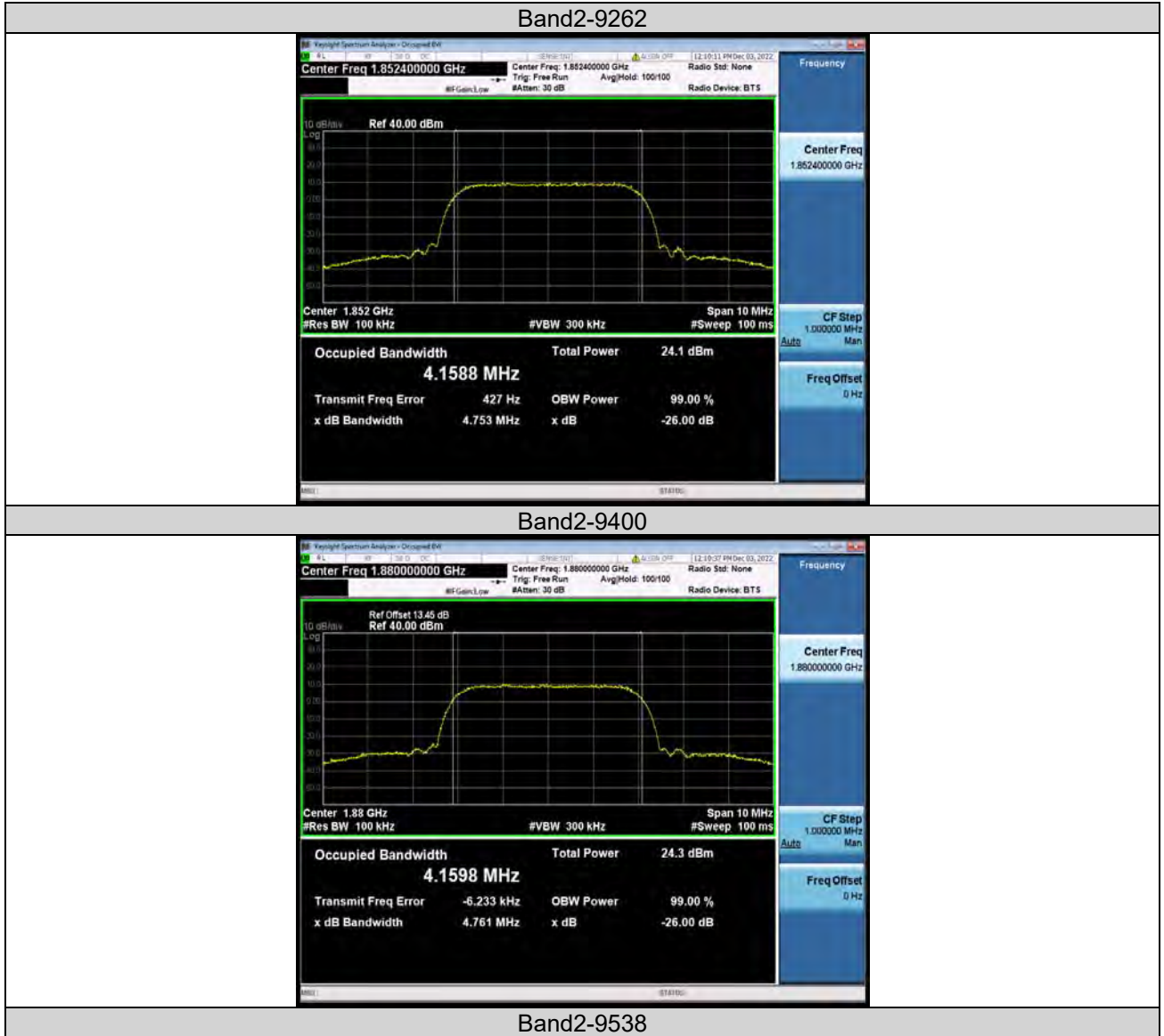
## 26DB BANDWIDTH AND OCCUPIED BANDWIDTH

### Test Result

Band	Channel	Occupied Bandwidth (MHz)	26dB Bandwidth (MHz)	Limit(MHz)	Verdict
Band2	9262	4.1588	4.753	---	PASS
Band2	9400	4.1598	4.761	---	PASS
Band2	9538	4.1654	4.760	---	PASS



### Test Graphs





BUREAU  
VERITAS

Test Report No.: W7L-P22110001RF05





Test Report No.: W7L-P22110001RF05

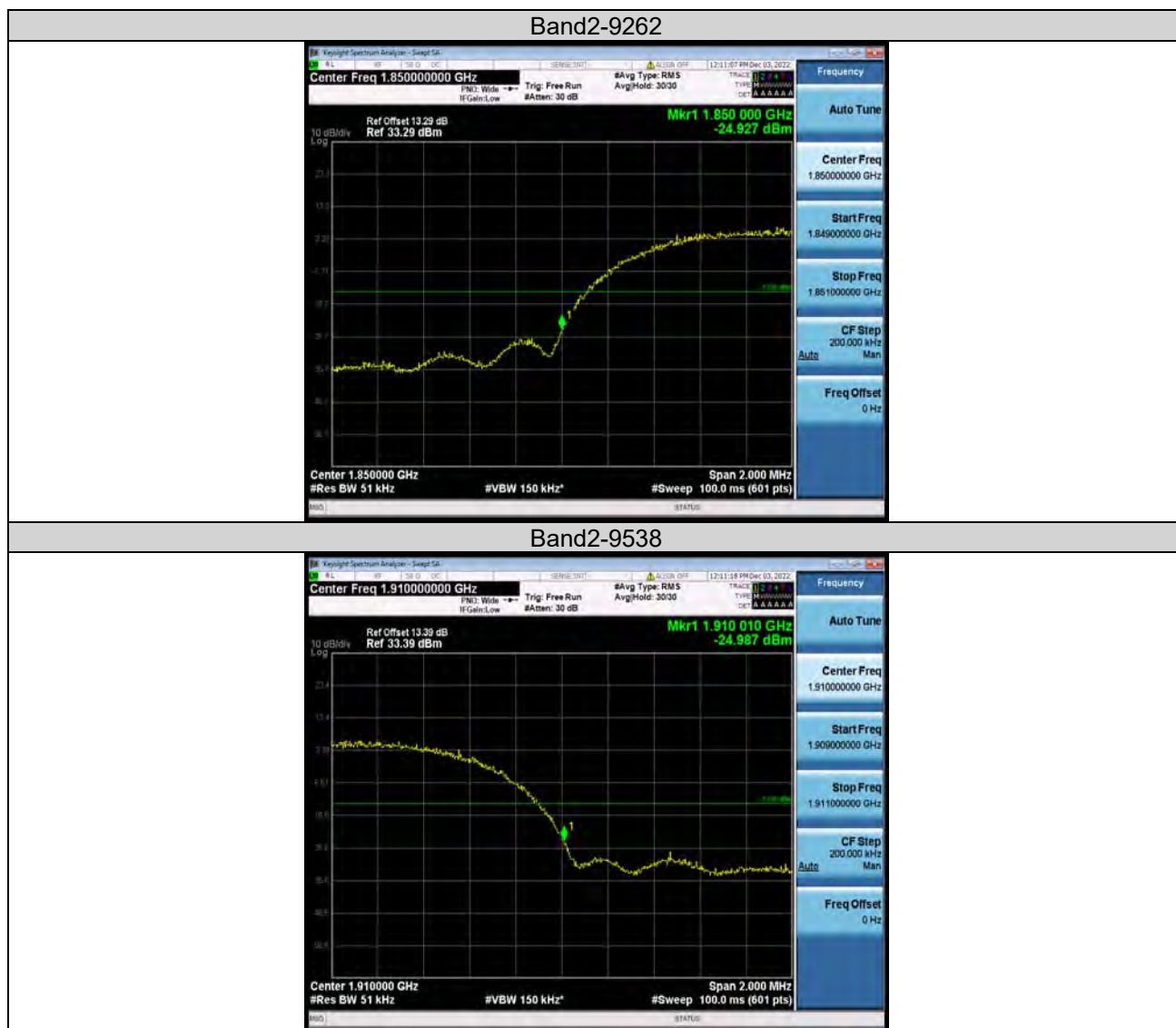
## BAND EDGE

### Test Result

Band	Channel	Frequency (MHz)	Result (dBm)	Limit(dBm)	Verdict
Band2	9262	1850.00	-24.93	-13	PASS
Band2	9538	1910.01	-23.15	-13	PASS



### Test Graphs





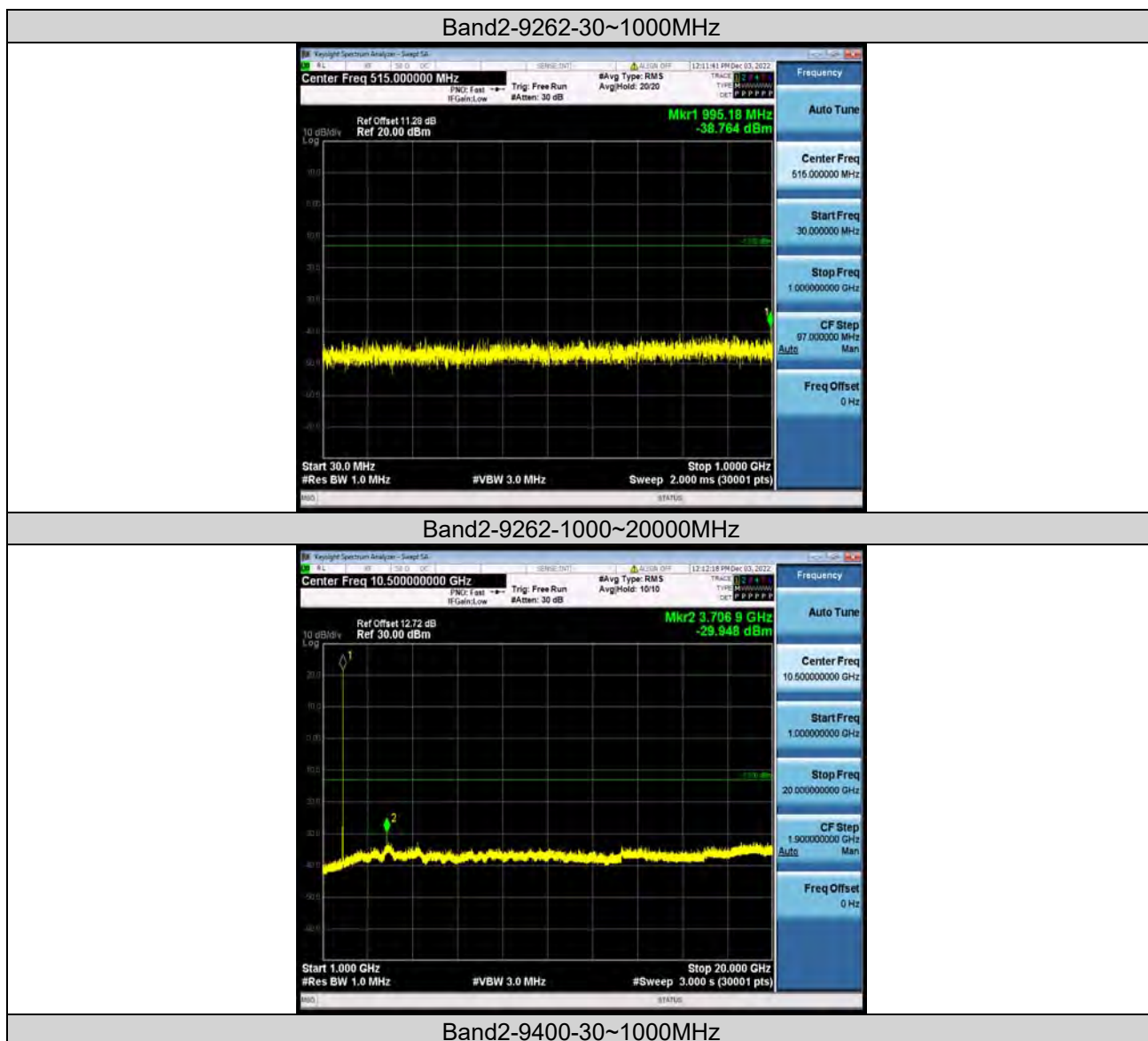
## CONDUCTED SPURIOUS EMISSION

### Test Result

Band	Channel	Frequency Range (Mhz)	Frequency (dBm)	Result (dBm)	Limit (dBm)	Verdict
Band2	9262	30~1000MHz	995.18	-38.76	-13	PASS
Band2	9262	1000~20000MHz	3706.87	-29.95	-13	PASS
Band2	9400	30~1000MHz	788.41	-40.24	-13	PASS
Band2	9400	1000~20000MHz	3758.8	-29.07	-13	PASS
Band2	9538	30~1000MHz	895.18	-40.29	-13	PASS
Band2	9538	1000~20000MHz	3812.63	-28.66	-13	PASS



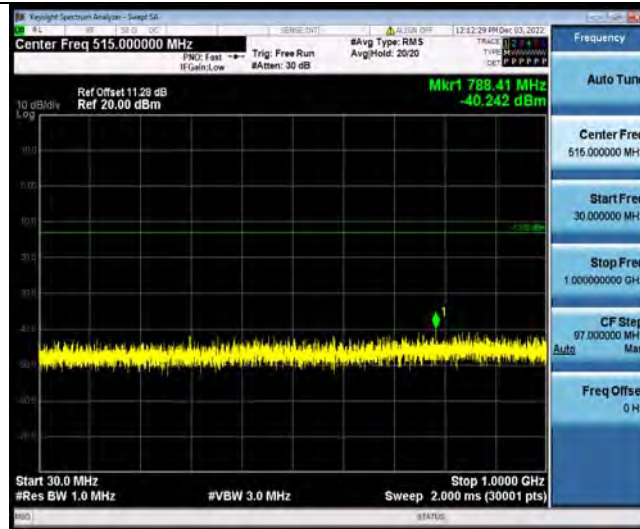
### Test Graphs





BUREAU VERITAS

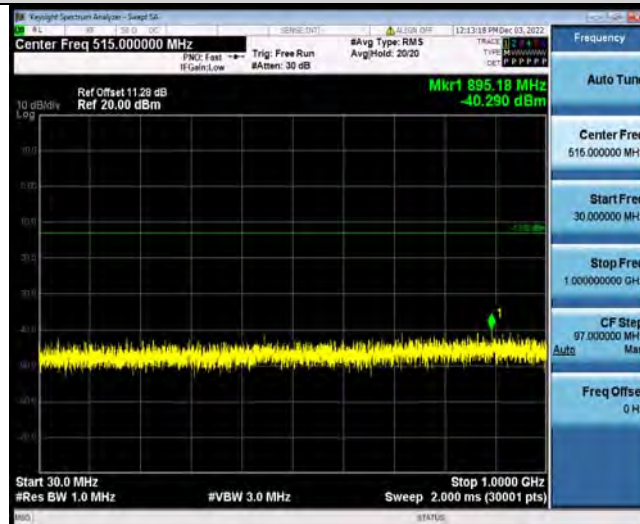
Test Report No.: W7L-P22110001RF05



Band2-9400-1000~20000MHz



Band2-9538-30~1000MHz



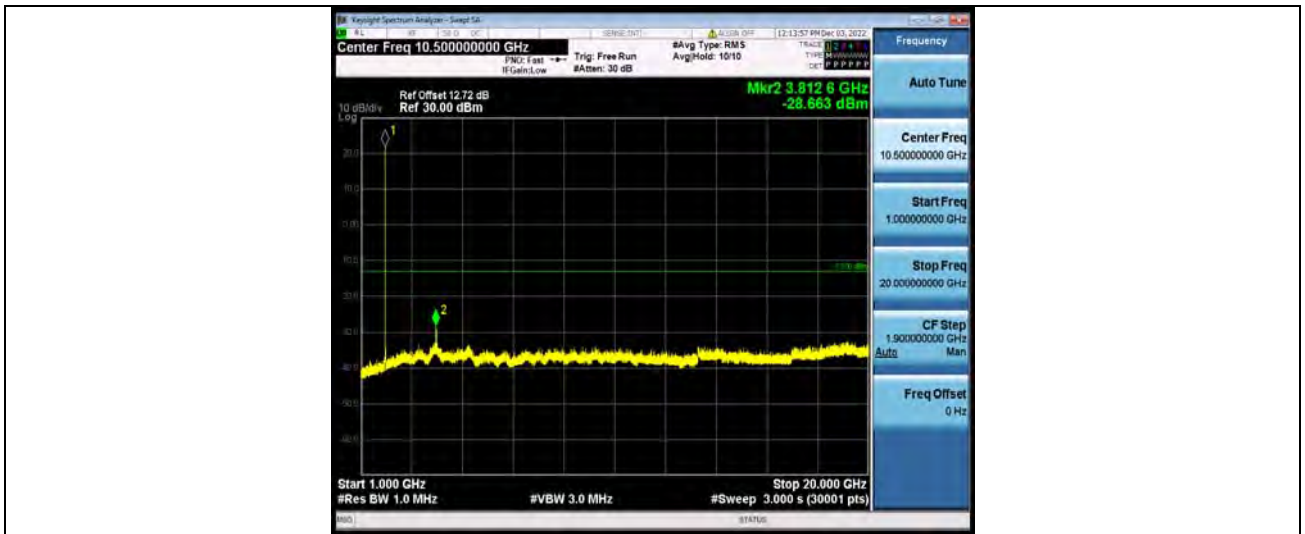
Band2-9538-1000~20000MHz





BUREAU  
VERITAS

Test Report No.: W7L-P22110001RF05





## FREQUENCY STABILITY

### Test Result

Voltage							
Band	Channel	Voltage (Vdc)	Temperature (°C)	Deviation (Hz)	Deviation (ppm)	Limit (ppm)	Verdict
Band2	9262	VL	NT	-1.15	-0.000621	±2.5	PASS
Band2	9262	VN	NT	-1.05	-0.000567	±2.5	PASS
Band2	9262	VH	NT	-1.47	-0.000794	±2.5	PASS
Band2	9400	VL	NT	-2.04	-0.001085	±2.5	PASS
Band2	9400	VN	NT	-2.04	-0.001085	±2.5	PASS
Band2	9400	VH	NT	-2.19	-0.001165	±2.5	PASS
Band2	9538	VL	NT	-3.61	-0.001892	±2.5	PASS
Band2	9538	VN	NT	-3.53	-0.001850	±2.5	PASS
Band2	9538	VH	NT	-3.76	-0.001971	±2.5	PASS

Temperature							
Band	Channel	Voltage (Vdc)	Temperature (°C)	Deviation (Hz)	Deviation (ppm)	Limit (ppm)	Verdict
Band2	9262	NV	-30	-1.25	-0.000675	±2.5	PASS
Band2	9262	NV	-20	-1.42	-0.000767	±2.5	PASS
Band2	9262	NV	0	-1.05	-0.000567	±2.5	PASS
Band2	9262	NV	10	-1.28	-0.000691	±2.5	PASS
Band2	9262	NV	20	-1.24	-0.000669	±2.5	PASS
Band2	9400	NV	-30	-1.82	-0.000968	±2.5	PASS
Band2	9400	NV	-20	-2.05	-0.001090	±2.5	PASS
Band2	9400	NV	0	-2.37	-0.001261	±2.5	PASS
Band2	9400	NV	10	-1.87	-0.000995	±2.5	PASS
Band2	9400	NV	20	-2.10	-0.001117	±2.5	PASS
Band2	9538	NV	-30	-3.85	-0.002018	±2.5	PASS
Band2	9538	NV	-20	-3.93	-0.002060	±2.5	PASS
Band2	9538	NV	0	-3.95	-0.002071	±2.5	PASS
Band2	9538	NV	10	-3.76	-0.001971	±2.5	PASS
Band2	9538	NV	20	-4.06	-0.002128	±2.5	PASS



## LTE BAND2

### PEAK-TO-AVERAGE RATIO(CCDF)

#### Test Result

Band	Bandwidth	Modulation	Channel	RB Configuration	Result(dB)	Limit(dB)	Verdict
Band2	1.4MHz	QPSK	18607	6RB#0	5.20	13	PASS
Band2	1.4MHz	QPSK	18900	6RB#0	5.16	13	PASS
Band2	1.4MHz	QPSK	19193	6RB#0	5.10	13	PASS
Band2	1.4MHz	16QAM	18607	6RB#0	6.11	13	PASS
Band2	1.4MHz	16QAM	18900	6RB#0	6.03	13	PASS
Band2	1.4MHz	16QAM	19193	6RB#0	5.95	13	PASS
Band2	1.4MHz	64QAM	18607	6RB#0	6.85	13	PASS
Band2	1.4MHz	64QAM	18900	6RB#0	6.65	13	PASS
Band2	1.4MHz	64QAM	19193	6RB#0	6.62	13	PASS
Band2	3MHz	QPSK	18615	15RB#0	5.26	13	PASS
Band2	3MHz	QPSK	18900	15RB#0	5.17	13	PASS
Band2	3MHz	QPSK	19185	15RB#0	5.08	13	PASS
Band2	3MHz	16QAM	18615	15RB#0	6.14	13	PASS
Band2	3MHz	16QAM	18900	15RB#0	6.06	13	PASS
Band2	3MHz	16QAM	19185	15RB#0	5.92	13	PASS
Band2	3MHz	64QAM	18615	15RB#0	6.72	13	PASS
Band2	3MHz	64QAM	18900	15RB#0	6.61	13	PASS
Band2	3MHz	64QAM	19185	15RB#0	6.55	13	PASS
Band2	5MHz	QPSK	18625	25RB#0	5.19	13	PASS
Band2	5MHz	QPSK	18900	25RB#0	5.13	13	PASS
Band2	5MHz	QPSK	19175	25RB#0	5.01	13	PASS
Band2	5MHz	16QAM	18625	25RB#0	6.05	13	PASS
Band2	5MHz	16QAM	18900	25RB#0	5.94	13	PASS
Band2	5MHz	16QAM	19175	25RB#0	5.87	13	PASS
Band2	5MHz	64QAM	18625	25RB#0	6.63	13	PASS
Band2	5MHz	64QAM	18900	25RB#0	6.54	13	PASS
Band2	5MHz	64QAM	19175	25RB#0	6.45	13	PASS
Band2	10MHz	QPSK	18650	50RB#0	5.20	13	PASS
Band2	10MHz	QPSK	18900	50RB#0	5.11	13	PASS
Band2	10MHz	QPSK	19150	50RB#0	5.04	13	PASS
Band2	10MHz	16QAM	18650	50RB#0	6.06	13	PASS
Band2	10MHz	16QAM	18900	50RB#0	5.96	13	PASS
Band2	10MHz	16QAM	19150	50RB#0	5.92	13	PASS
Band2	10MHz	64QAM	18650	50RB#0	6.63	13	PASS
Band2	10MHz	64QAM	18900	50RB#0	6.49	13	PASS
Band2	10MHz	64QAM	19150	50RB#0	6.42	13	PASS
Band2	15MHz	QPSK	18675	75RB#0	5.35	13	PASS
Band2	15MHz	QPSK	18900	75RB#0	5.31	13	PASS



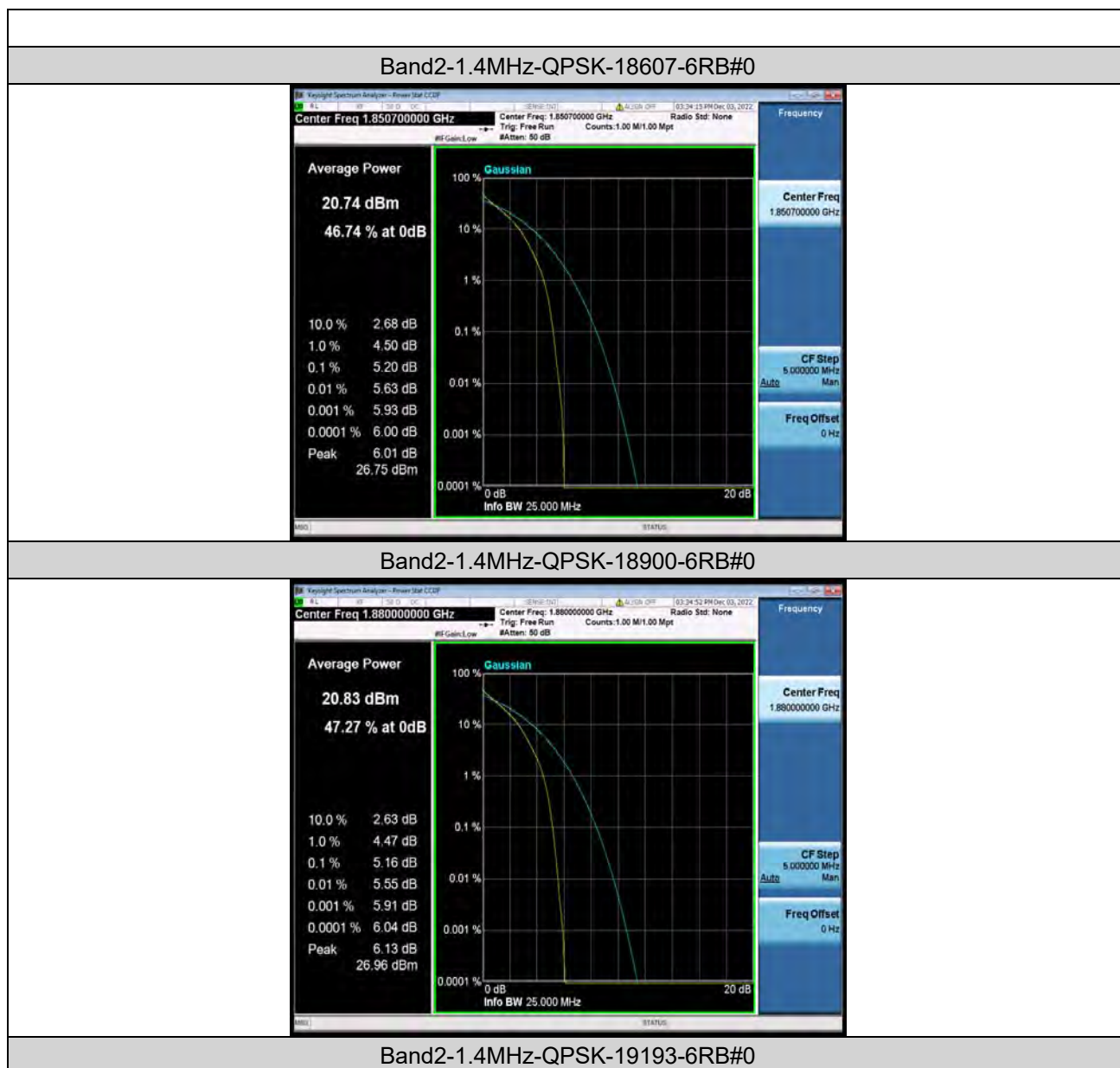
**BUREAU**  
**VERITAS**

**Test Report No.: W7L-P22110001RF05**

Band2	15MHz	QPSK	19125	75RB#0	5.26	13	PASS
Band2	15MHz	16QAM	18675	75RB#0	6.12	13	PASS
Band2	15MHz	16QAM	18900	75RB#0	6.09	13	PASS
Band2	15MHz	16QAM	19125	75RB#0	6.05	13	PASS
Band2	15MHz	64QAM	18675	75RB#0	6.62	13	PASS
Band2	15MHz	64QAM	18900	75RB#0	6.57	13	PASS
Band2	15MHz	64QAM	19125	75RB#0	6.56	13	PASS
Band2	20MHz	QPSK	18700	100RB#0	5.14	13	PASS
Band2	20MHz	QPSK	18900	100RB#0	5.28	13	PASS
Band2	20MHz	QPSK	19100	100RB#0	5.10	13	PASS
Band2	20MHz	16QAM	18700	100RB#0	6.03	13	PASS
Band2	20MHz	16QAM	18900	100RB#0	6.02	13	PASS
Band2	20MHz	16QAM	19100	100RB#0	5.95	13	PASS
Band2	20MHz	64QAM	18700	100RB#0	6.59	13	PASS
Band2	20MHz	64QAM	18900	100RB#0	6.52	13	PASS
Band2	20MHz	64QAM	19100	100RB#0	6.47	13	PASS



### Test Graphs



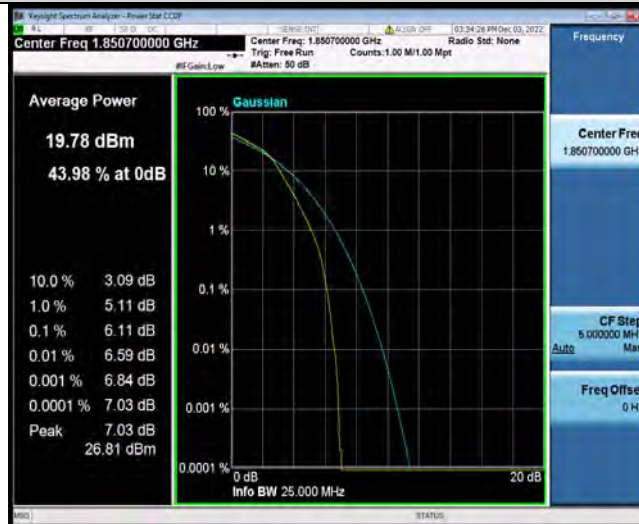


BUREAU VERITAS

Test Report No.: W7L-P22110001RF05



Band2-1.4MHz-16QAM-18607-6RB#0



Band2-1.4MHz-16QAM-18900-6RB#0

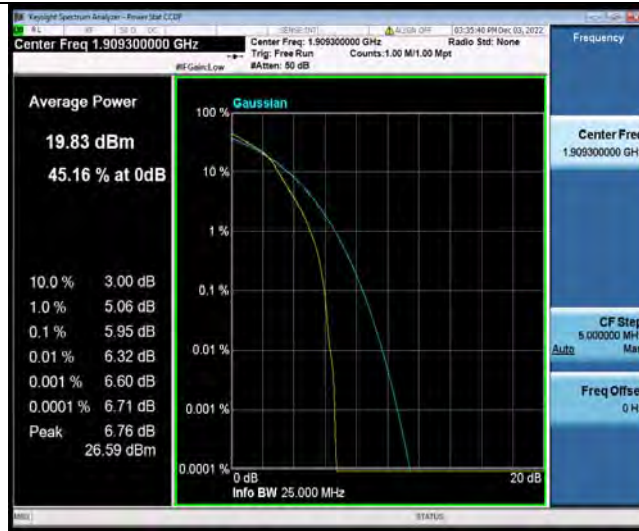


Band2-1.4MHz-16QAM-19193-6RB#0



BUREAU VERITAS

Test Report No.: W7L-P22110001RF05



Band2-1.4MHz-64QAM-18607-6RB#0



Band2-1.4MHz-64QAM-18900-6RB#0



Band2-1.4MHz-64QAM-19193-6RB#0



BUREAU VERITAS

Test Report No.: W7L-P22110001RF05



Band2-3MHz-QPSK-18615-15RB#0



Band2-3MHz-QPSK-18900-15RB#0



Band2-3MHz-QPSK-19185-15RB#0





BUREAU VERITAS

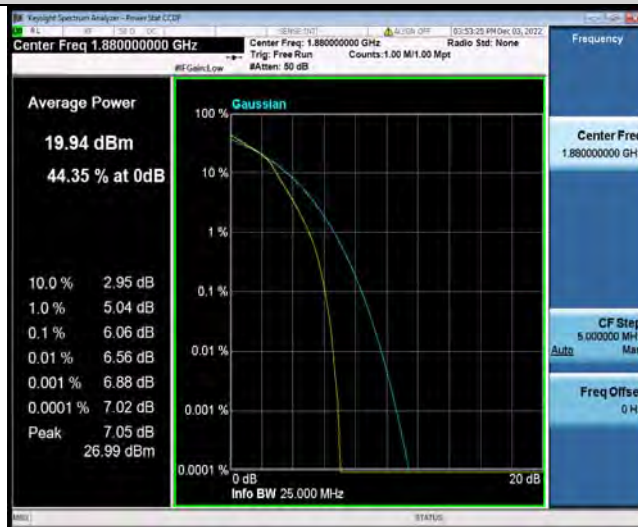
Test Report No.: W7L-P22110001RF05



Band2-3MHz-16QAM-18615-15RB#0



Band2-3MHz-16QAM-18900-15RB#0



Band2-3MHz-16QAM-19185-15RB#0



BUREAU VERITAS

Test Report No.: W7L-P22110001RF05



Band2-3MHz-64QAM-18615-15RB#0



Band2-3MHz-64QAM-18900-15RB#0

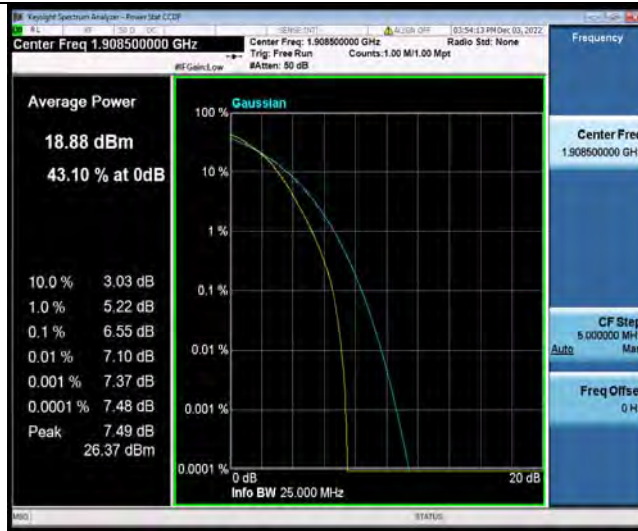


Band2-3MHz-64QAM-19185-15RB#0



BUREAU VERITAS

Test Report No.: W7L-P22110001RF05



Band2-5MHz-QPSK-18625-25RB#0



Band2-5MHz-QPSK-18900-25RB#0



Band2-5MHz-QPSK-19175-25RB#0



BUREAU VERITAS

Test Report No.: W7L-P22110001RF05



Band2-5MHz-16QAM-18625-25RB#0



Band2-5MHz-16QAM-18900-25RB#0

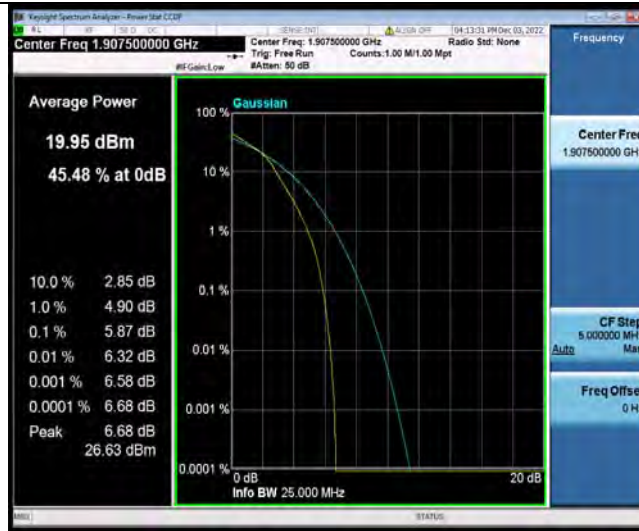


Band2-5MHz-16QAM-19175-25RB#0



BUREAU VERITAS

Test Report No.: W7L-P22110001RF05



Band2-5MHz-64QAM-18625-25RB#0



Band2-5MHz-64QAM-18900-25RB#0



Band2-5MHz-64QAM-19175-25RB#0



BUREAU VERITAS

Test Report No.: W7L-P22110001RF05



Band2-10MHz-QPSK-18650-50RB#0



Band2-10MHz-QPSK-18900-50RB#0



Band2-10MHz-QPSK-19150-50RB#0

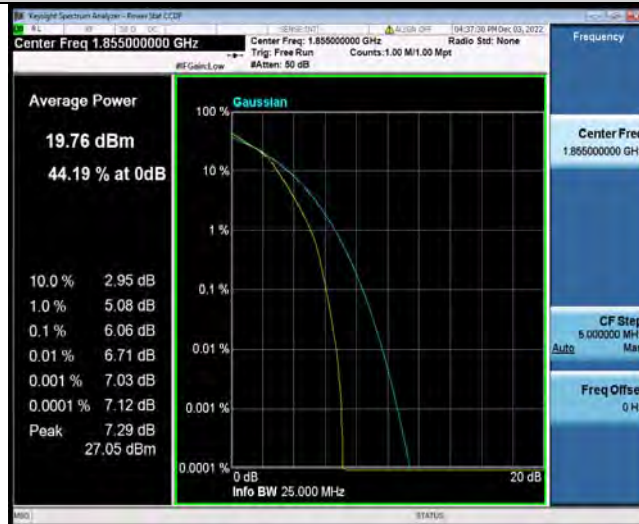


BUREAU VERITAS

Test Report No.: W7L-P22110001RF05



Band2-10MHz-16QAM-18650-50RB#0



Band2-10MHz-16QAM-18900-50RB#0



Band2-10MHz-16QAM-19150-50RB#0

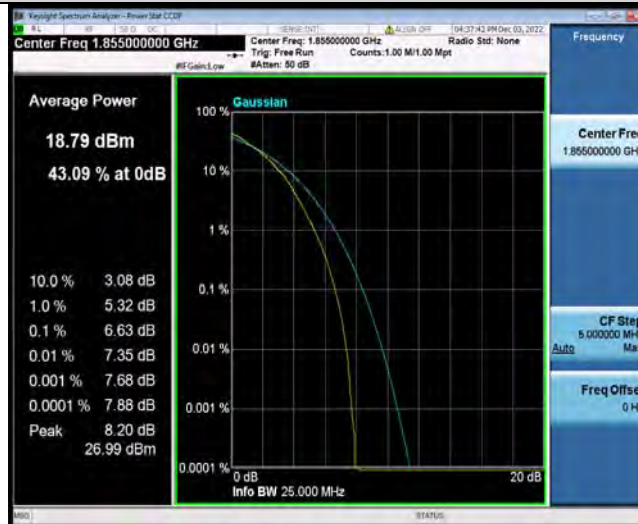


BUREAU VERITAS

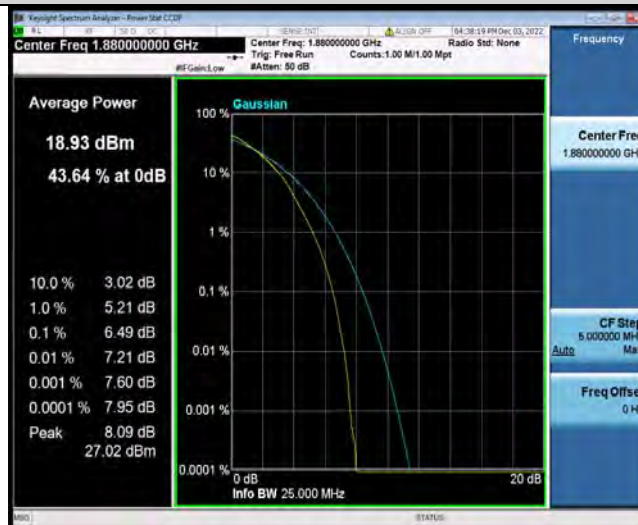
Test Report No.: W7L-P22110001RF05



Band2-10MHz-64QAM-18650-50RB#0



Band2-10MHz-64QAM-18900-50RB#0



Band2-10MHz-64QAM-19150-50RB#0





BUREAU VERITAS

Test Report No.: W7L-P22110001RF05



Band2-15MHz-QPSK-18675-75RB#0



Band2-15MHz-QPSK-18900-75RB#0



Band2-15MHz-QPSK-19125-75RB#0



BUREAU VERITAS

Test Report No.: W7L-P22110001RF05



Band2-15MHz-16QAM-18675-75RB#0



Band2-15MHz-16QAM-18900-75RB#0



Band2-15MHz-16QAM-19125-75RB#0



BUREAU VERITAS

Test Report No.: W7L-P22110001RF05



Band2-15MHz-64QAM-18675-75RB#0



Band2-15MHz-64QAM-18900-75RB#0



Band2-15MHz-64QAM-19125-75RB#0



BUREAU VERITAS

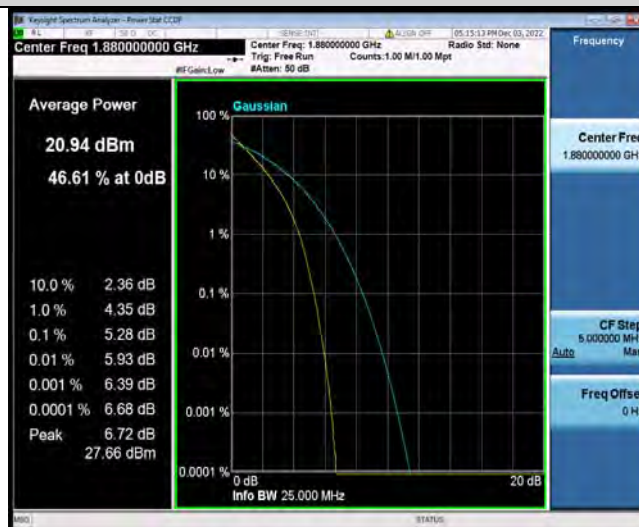
Test Report No.: W7L-P22110001RF05



Band2-20MHz-QPSK-18700-100RB#0



Band2-20MHz-QPSK-18900-100RB#0



Band2-20MHz-QPSK-19100-100RB#0

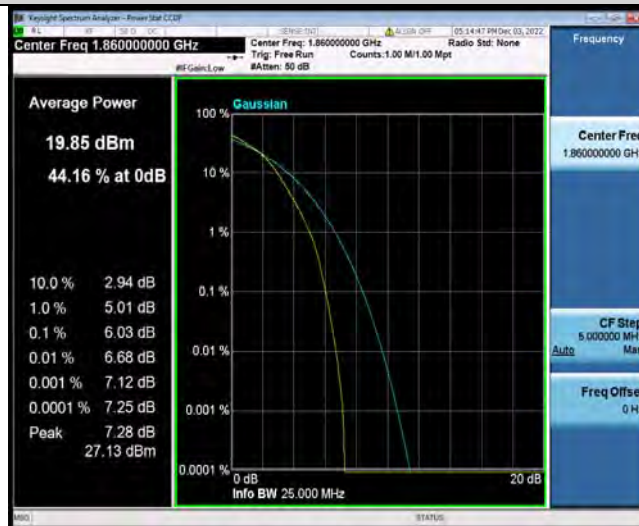


BUREAU VERITAS

Test Report No.: W7L-P22110001RF05



Band2-20MHz-16QAM-18700-100RB#0



Band2-20MHz-16QAM-18900-100RB#0



Band2-20MHz-16QAM-19100-100RB#0



BUREAU VERITAS

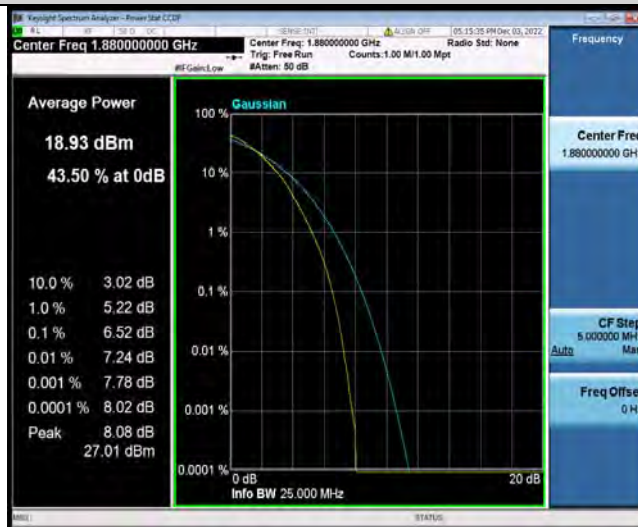
Test Report No.: W7L-P22110001RF05



Band2-20MHz-64QAM-18700-100RB#0



Band2-20MHz-64QAM-18900-100RB#0



Band2-20MHz-64QAM-19100-100RB#0



**BUREAU  
VERITAS**

### Test Report No.: W7L-P22110001RF05





## 26DB BANDWIDTH AND OCCUPIED BANDWIDTH

### Test Result

Band	Bandwidth	Modulation	Channel	RB Configuration	Occupied Bandwidth (MHz)	26dB Bandwidth (MHz)	Verdict
Band2	1.4MHz	QPSK	18607	6RB#0	1.0908	1.258	PASS
Band2	1.4MHz	QPSK	18900	6RB#0	1.0910	1.240	PASS
Band2	1.4MHz	QPSK	19193	6RB#0	1.0909	1.269	PASS
Band2	1.4MHz	16QAM	18607	6RB#0	1.0911	1.267	PASS
Band2	1.4MHz	16QAM	18900	6RB#0	1.0904	1.259	PASS
Band2	1.4MHz	16QAM	19193	6RB#0	1.0924	1.261	PASS
Band2	1.4MHz	64QAM	18607	6RB#0	1.0895	1.255	PASS
Band2	1.4MHz	64QAM	18900	6RB#0	1.0897	1.257	PASS
Band2	1.4MHz	64QAM	19193	6RB#0	1.0886	1.254	PASS
Band2	3MHz	QPSK	18615	15RB#0	2.6934	2.917	PASS
Band2	3MHz	QPSK	18900	15RB#0	2.6944	2.901	PASS
Band2	3MHz	QPSK	19185	15RB#0	2.6953	2.932	PASS
Band2	3MHz	16QAM	18615	15RB#0	2.6930	2.896	PASS
Band2	3MHz	16QAM	18900	15RB#0	2.6949	2.937	PASS
Band2	3MHz	16QAM	19185	15RB#0	2.6880	2.910	PASS
Band2	3MHz	64QAM	18615	15RB#0	2.6982	2.915	PASS
Band2	3MHz	64QAM	18900	15RB#0	2.6940	2.918	PASS
Band2	3MHz	64QAM	19185	15RB#0	2.6966	2.920	PASS
Band2	5MHz	QPSK	18625	25RB#0	4.4971	4.901	PASS
Band2	5MHz	QPSK	18900	25RB#0	4.5007	4.889	PASS
Band2	5MHz	QPSK	19175	25RB#0	4.5003	4.863	PASS
Band2	5MHz	16QAM	18625	25RB#0	4.5048	4.881	PASS
Band2	5MHz	16QAM	18900	25RB#0	4.5026	4.876	PASS
Band2	5MHz	16QAM	19175	25RB#0	4.5044	4.874	PASS
Band2	5MHz	64QAM	18625	25RB#0	4.4953	4.868	PASS
Band2	5MHz	64QAM	18900	25RB#0	4.4955	4.858	PASS
Band2	5MHz	64QAM	19175	25RB#0	4.4951	4.870	PASS
Band2	10MHz	QPSK	18650	50RB#0	8.9682	9.577	PASS
Band2	10MHz	QPSK	18900	50RB#0	8.9854	9.571	PASS
Band2	10MHz	QPSK	19150	50RB#0	8.9767	9.537	PASS
Band2	10MHz	16QAM	18650	50RB#0	8.9605	9.527	PASS
Band2	10MHz	16QAM	18900	50RB#0	8.9645	9.568	PASS
Band2	10MHz	16QAM	19150	50RB#0	8.9766	9.564	PASS
Band2	10MHz	64QAM	18650	50RB#0	8.9527	9.539	PASS
Band2	10MHz	64QAM	18900	50RB#0	8.9618	9.560	PASS
Band2	10MHz	64QAM	19150	50RB#0	8.9788	9.532	PASS
Band2	15MHz	QPSK	18675	75RB#0	13.437	14.31	PASS
Band2	15MHz	QPSK	18900	75RB#0	13.478	14.28	PASS
Band2	15MHz	QPSK	19125	75RB#0	13.446	14.25	PASS
Band2	15MHz	16QAM	18675	75RB#0	13.437	14.28	PASS
Band2	15MHz	16QAM	18900	75RB#0	13.461	14.29	PASS





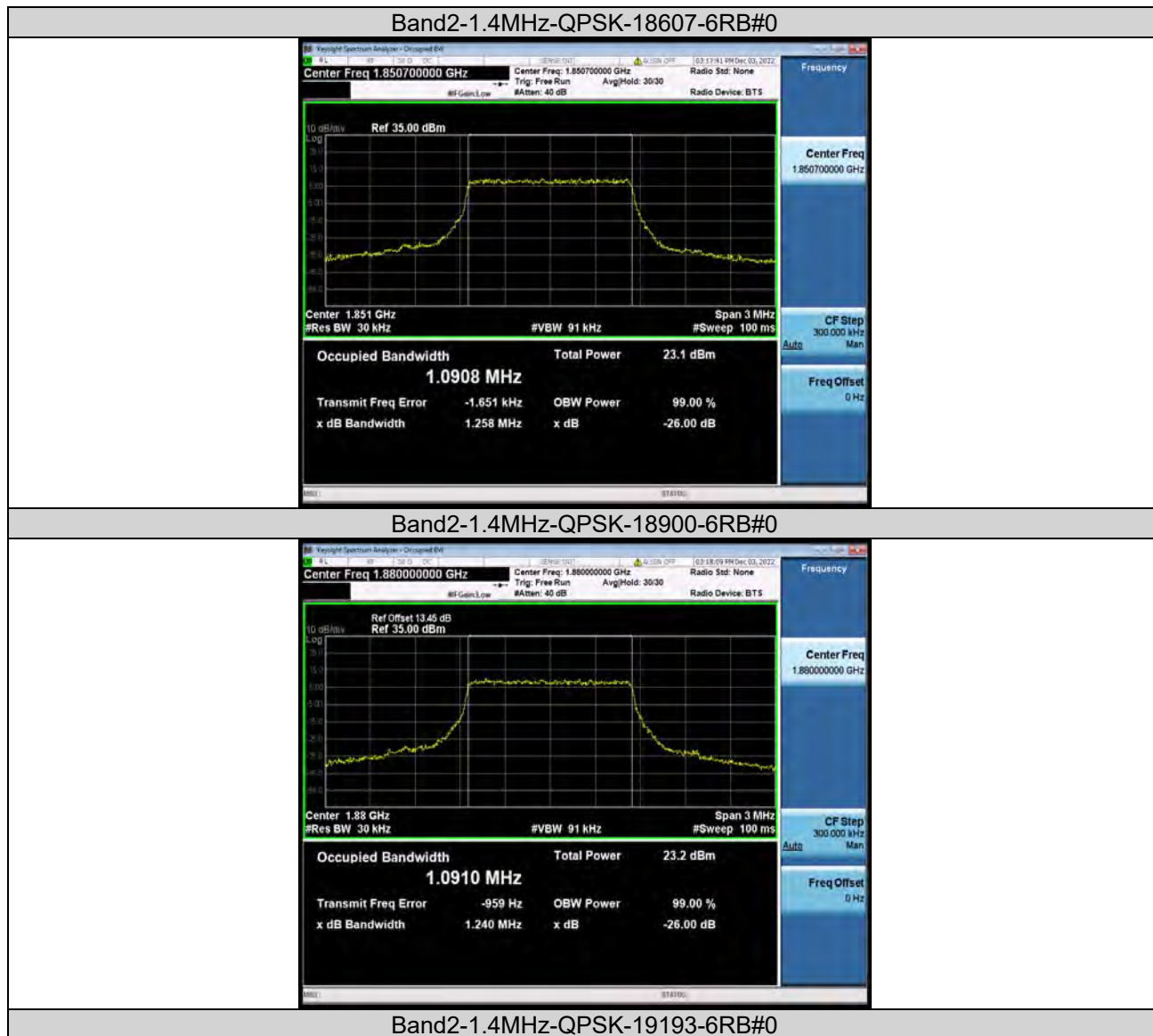
**BUREAU**  
**VERITAS**

**Test Report No.: W7L-P22110001RF05**

Band2	15MHz	16QAM	19125	75RB#0	13.439	14.24	PASS
Band2	15MHz	64QAM	18675	75RB#0	13.441	14.27	PASS
Band2	15MHz	64QAM	18900	75RB#0	13.470	14.29	PASS
Band2	15MHz	64QAM	19125	75RB#0	13.460	14.28	PASS
Band2	20MHz	QPSK	18700	100RB#0	17.894	18.94	PASS
Band2	20MHz	QPSK	18900	100RB#0	17.955	18.98	PASS
Band2	20MHz	QPSK	19100	100RB#0	17.898	18.95	PASS
Band2	20MHz	16QAM	18700	100RB#0	17.890	18.94	PASS
Band2	20MHz	16QAM	18900	100RB#0	17.977	19.02	PASS
Band2	20MHz	16QAM	19100	100RB#0	17.913	18.95	PASS
Band2	20MHz	64QAM	18700	100RB#0	17.889	18.94	PASS
Band2	20MHz	64QAM	18900	100RB#0	17.971	18.96	PASS
Band2	20MHz	64QAM	19100	100RB#0	17.905	18.97	PASS



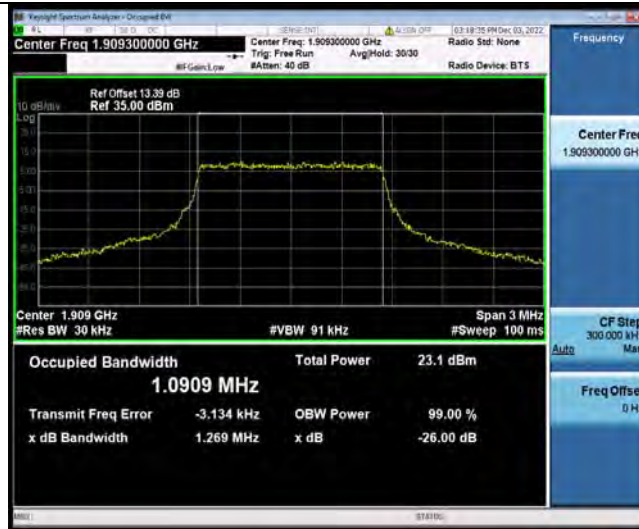
### Test Graphs



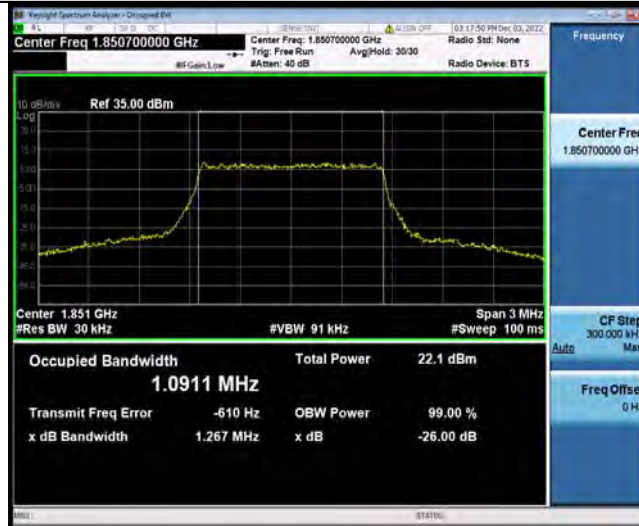


BUREAU VERITAS

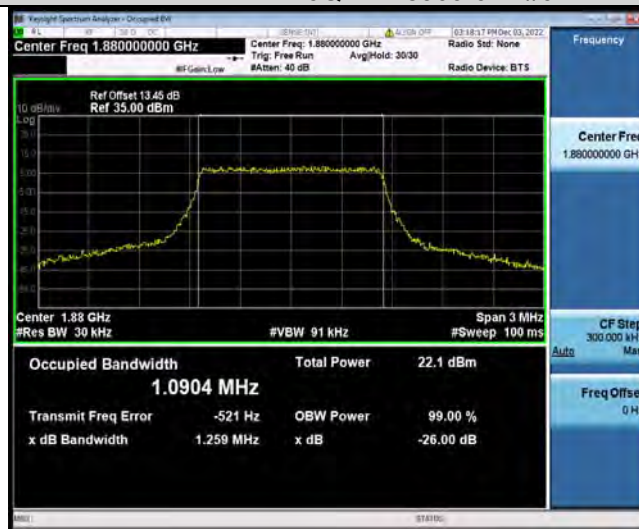
Test Report No.: W7L-P22110001RF05



Band2-1.4MHz-16QAM-18607-6RB#0



Band2-1.4MHz-16QAM-18900-6RB#0

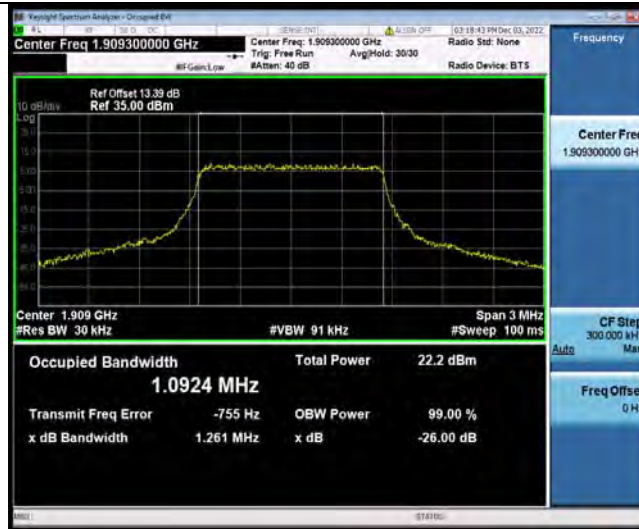


Band2-1.4MHz-16QAM-19193-6RB#0



BUREAU VERITAS

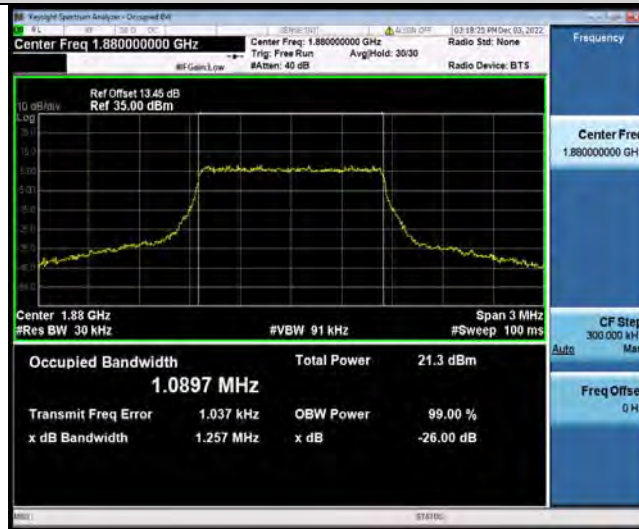
Test Report No.: W7L-P22110001RF05



Band2-1.4MHz-64QAM-18607-6RB#0



Band2-1.4MHz-64QAM-18900-6RB#0

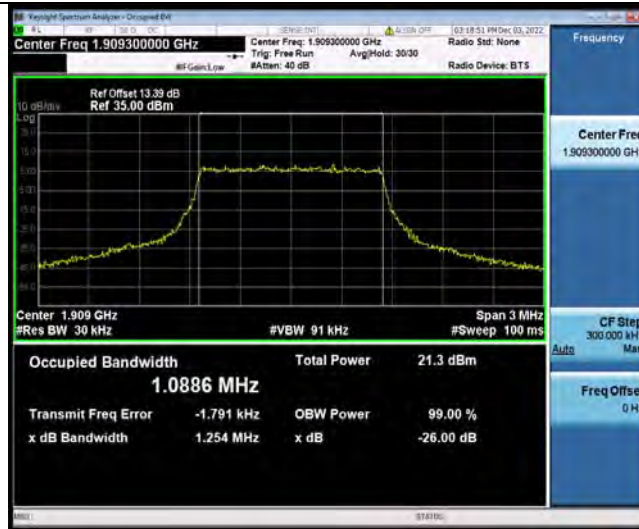


Band2-1.4MHz-64QAM-19193-6RB#0

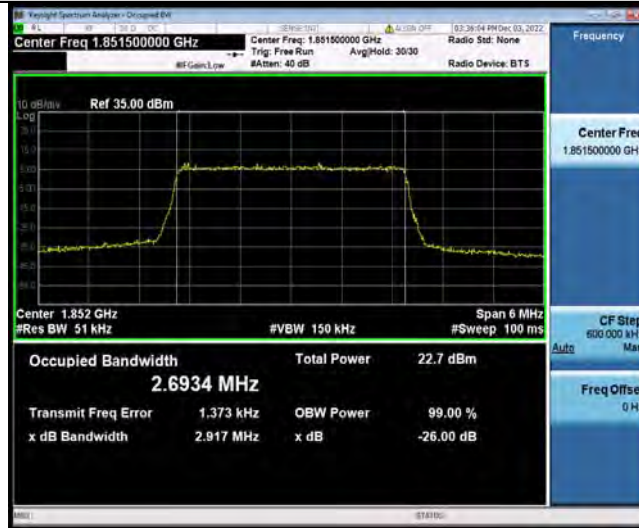


BUREAU VERITAS

Test Report No.: W7L-P22110001RF05



Band2-3MHz-QPSK-18615-15RB#0



Band2-3MHz-QPSK-18900-15RB#0

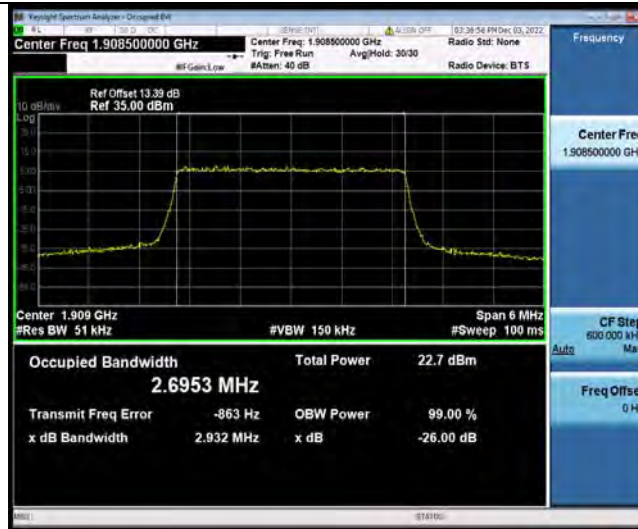


Band2-3MHz-QPSK-19185-15RB#0

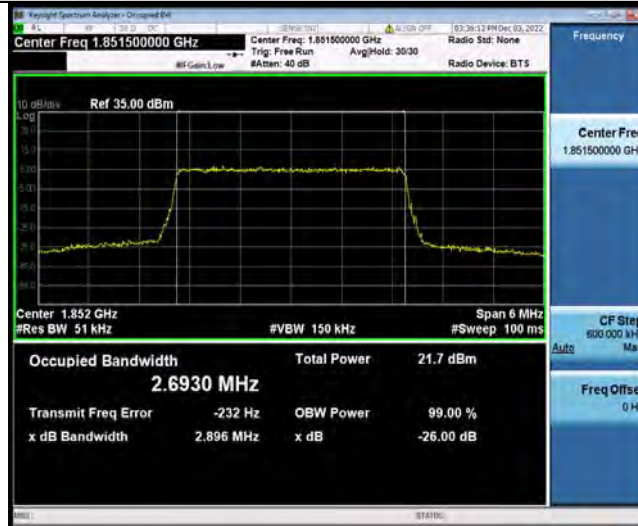


BUREAU VERITAS

Test Report No.: W7L-P22110001RF05



Band2-3MHz-16QAM-18615-15RB#0



Band2-3MHz-16QAM-18900-15RB#0

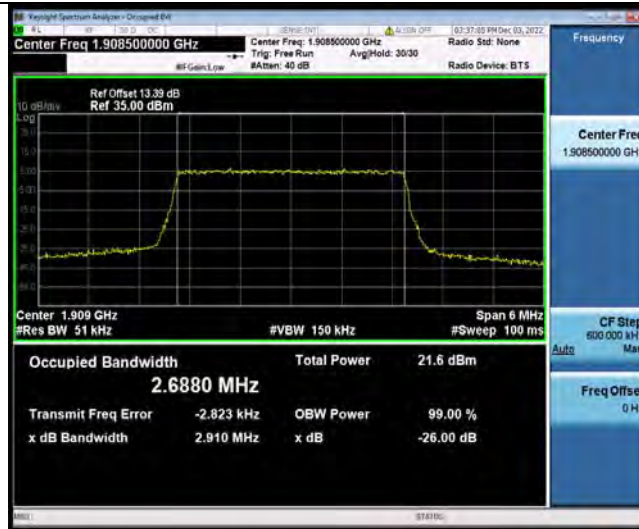


Band2-3MHz-16QAM-19185-15RB#0

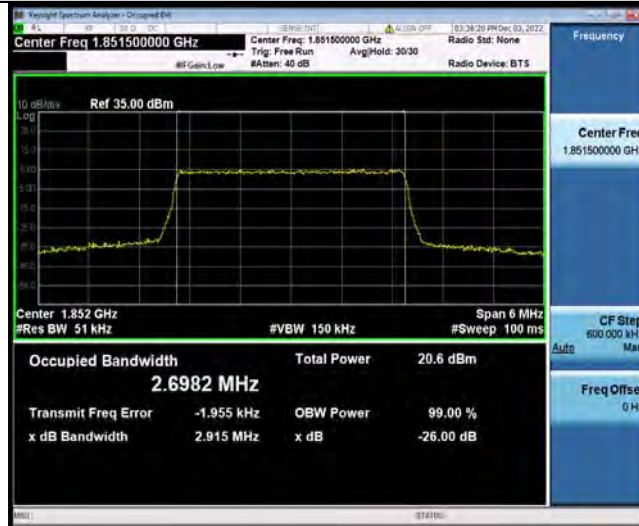


BUREAU VERITAS

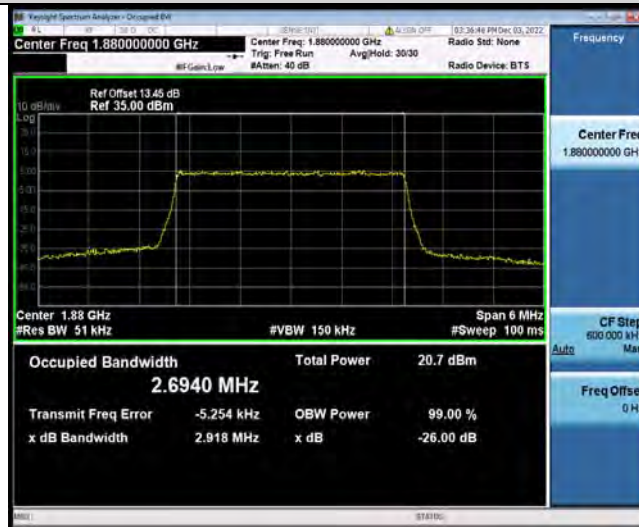
Test Report No.: W7L-P22110001RF05



Band2-3MHz-64QAM-18615-15RB#0



Band2-3MHz-64QAM-18900-15RB#0

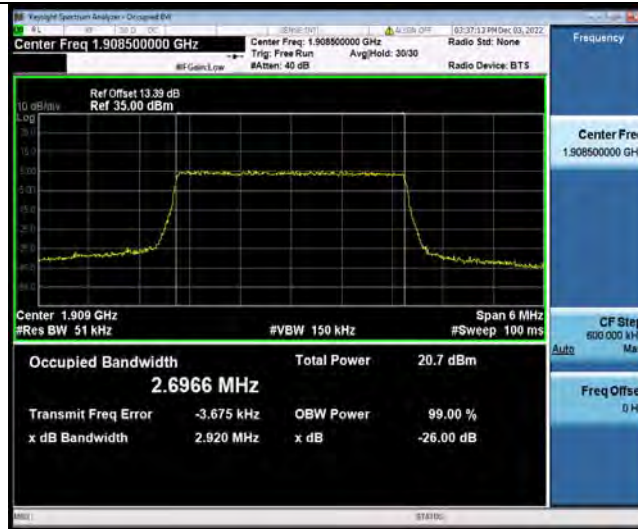


Band2-3MHz-64QAM-19185-15RB#0

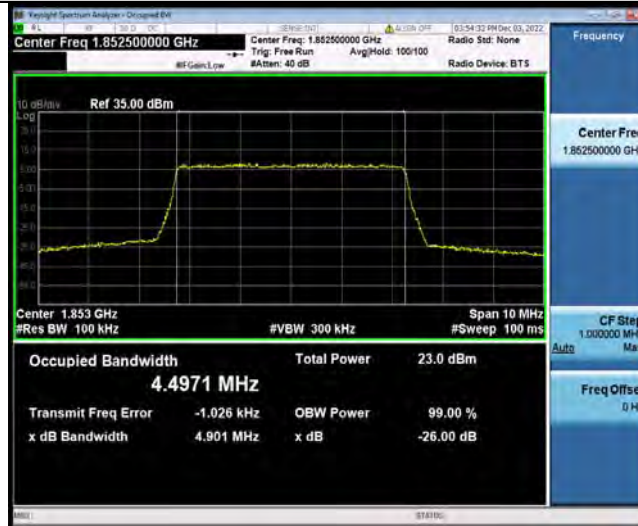


BUREAU VERITAS

Test Report No.: W7L-P22110001RF05



Band2-5MHz-QPSK-18625-25RB#0



Band2-5MHz-QPSK-18900-25RB#0



Band2-5MHz-QPSK-19175-25RB#0





BUREAU VERITAS

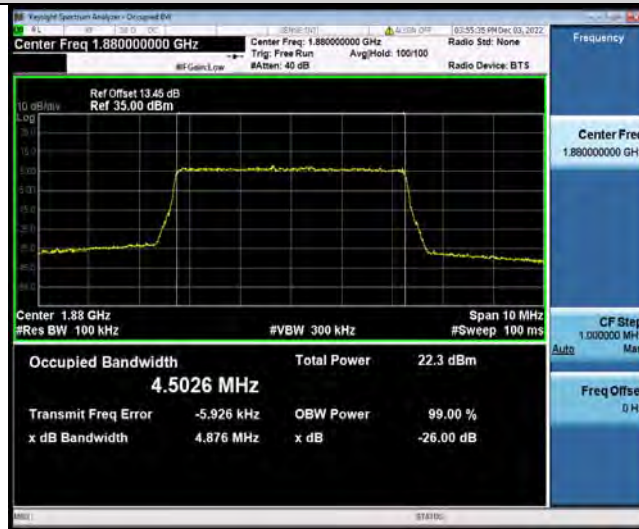
### Test Report No.: W7L-P22110001RF05



Band2-5MHz-16QAM-18625-25RB#0



Band2-5MHz-16QAM-18900-25RB#0



Band2-5MHz-16QAM-19175-25RB#0

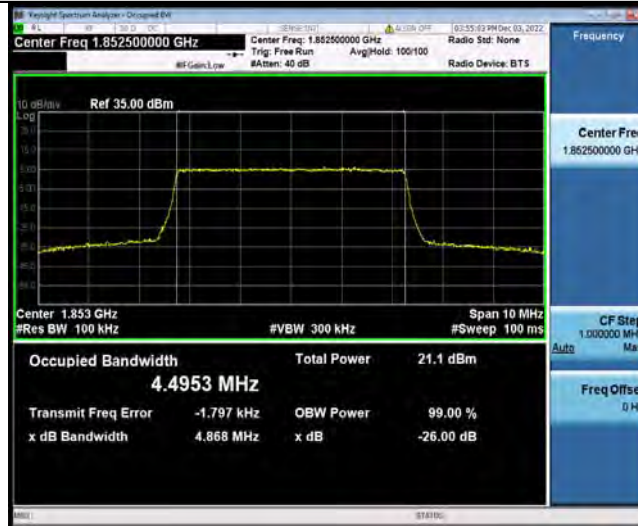


BUREAU VERITAS

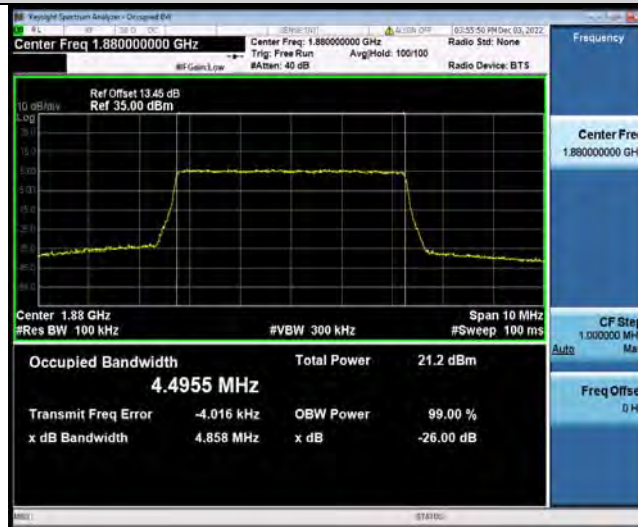
Test Report No.: W7L-P22110001RF05



Band2-5MHz-64QAM-18625-25RB#0



Band2-5MHz-64QAM-18900-25RB#0



Band2-5MHz-64QAM-19175-25RB#0



BUREAU VERITAS

### Test Report No.: W7L-P22110001RF05



Band2-10MHz-QPSK-18650-50RB#0



Band2-10MHz-QPSK-18900-50RB#0



Band2-10MHz-QPSK-19150-50RB#0



BUREAU VERITAS

Test Report No.: W7L-P22110001RF05



Band2-10MHz-16QAM-18650-50RB#0



Band2-10MHz-16QAM-18900-50RB#0



Band2-10MHz-16QAM-19150-50RB#0

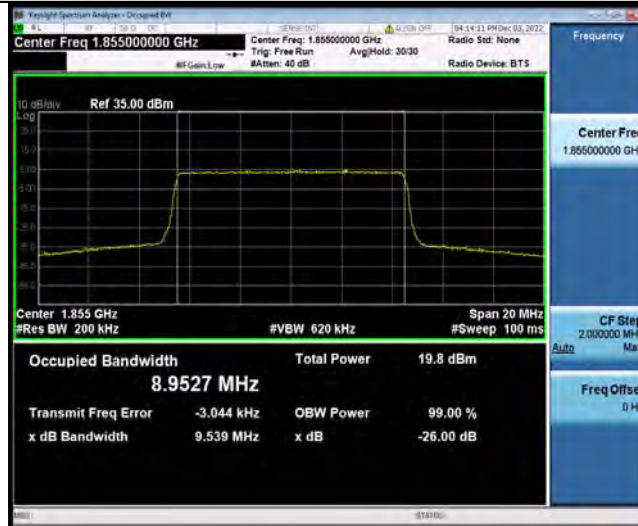


BUREAU VERITAS

Test Report No.: W7L-P22110001RF05



Band2-10MHz-64QAM-18650-50RB#0



Band2-10MHz-64QAM-18900-50RB#0



Band2-10MHz-64QAM-19150-50RB#0

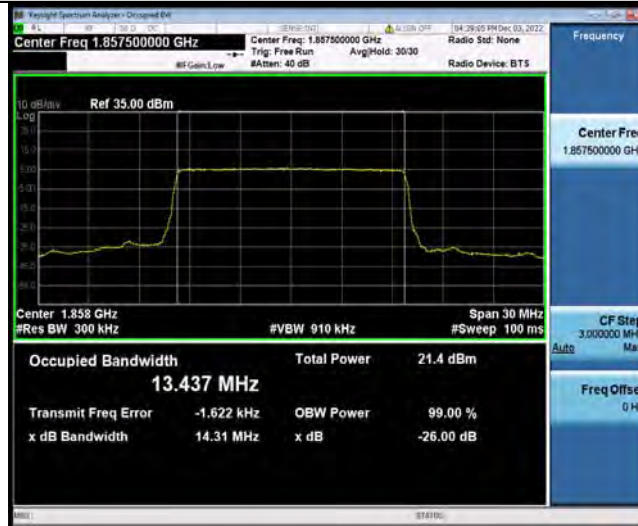


BUREAU  
VERITAS

Test Report No.: W7L-P22110001RF05



Band2-15MHz-QPSK-18675-75RB#0



Band2-15MHz-QPSK-18900-75RB#0

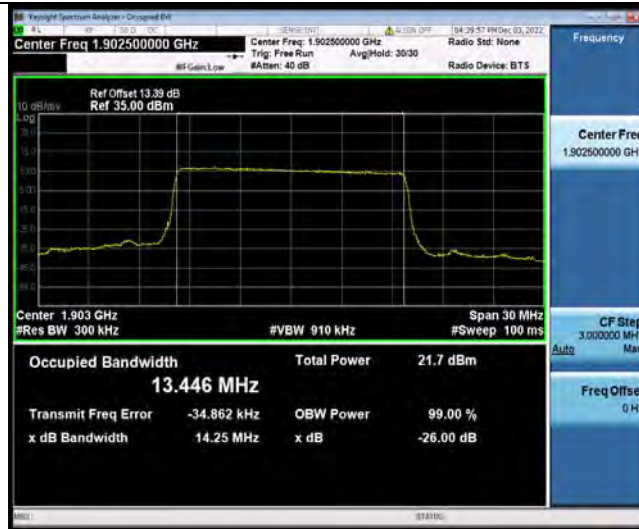


Band2-15MHz-QPSK-19125-75RB#0

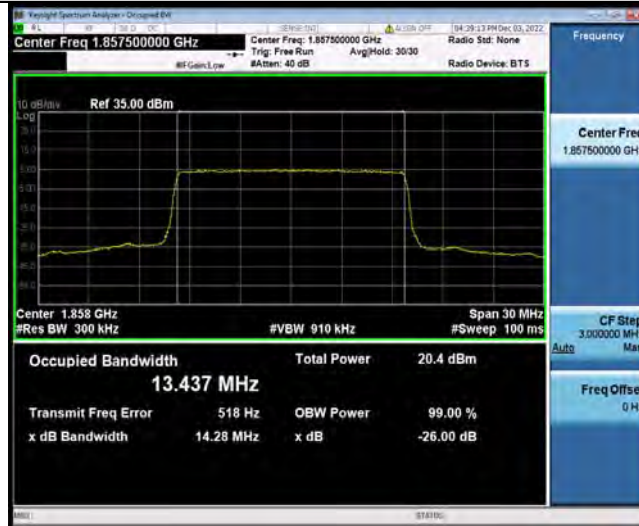


BUREAU VERITAS

Test Report No.: W7L-P22110001RF05



Band2-15MHz-16QAM-18675-75RB#0



Band2-15MHz-16QAM-18900-75RB#0



Band2-15MHz-16QAM-19125-75RB#0



BUREAU VERITAS

Test Report No.: W7L-P22110001RF05



Band2-15MHz-64QAM-18675-75RB#0



Band2-15MHz-64QAM-18900-75RB#0



Band2-15MHz-64QAM-19125-75RB#0





BUREAU  
VERITAS

Test Report No.: W7L-P22110001RF05



Band2-20MHz-QPSK-18700-100RB#0



Band2-20MHz-QPSK-18900-100RB#0



Band2-20MHz-QPSK-19100-100RB#0



BUREAU VERITAS

Test Report No.: W7L-P22110001RF05



Band2-20MHz-16QAM-18700-100RB#0



Band2-20MHz-16QAM-18900-100RB#0



Band2-20MHz-16QAM-19100-100RB#0



BUREAU VERITAS

Test Report No.: W7L-P22110001RF05



Band2-20MHz-64QAM-18700-100RB#0



Band2-20MHz-64QAM-18900-100RB#0



Band2-20MHz-64QAM-19100-100RB#0





## BAND EDGE

### Test Result

Band	Bandwidth	Modulation	Channel	RB Configuration	Result(dBm)	Verdict
Band2	1.4MHz	QPSK	18607	1RB#0	-29.24	PASS
Band2	1.4MHz	QPSK	18607	6RB#0	-27.93	PASS
Band2	1.4MHz	QPSK	19193	1RB#5	-30.27	PASS
Band2	1.4MHz	QPSK	19193	6RB#0	-27.65	PASS
Band2	1.4MHz	16QAM	18607	1RB#0	-29.97	PASS
Band2	1.4MHz	16QAM	18607	6RB#0	-28.54	PASS
Band2	1.4MHz	16QAM	19193	1RB#5	-31.79	PASS
Band2	1.4MHz	16QAM	19193	6RB#0	-28.87	PASS
Band2	1.4MHz	64QAM	18607	1RB#0	-32.13	PASS
Band2	1.4MHz	64QAM	18607	6RB#0	-30.12	PASS
Band2	1.4MHz	64QAM	19193	1RB#5	-33.73	PASS
Band2	1.4MHz	64QAM	19193	6RB#0	-30.32	PASS
Band2	3MHz	QPSK	18615	1RB#0	-28.23	PASS
Band2	3MHz	QPSK	18615	15RB#0	-26.44	PASS
Band2	3MHz	QPSK	19185	1RB#14	-28.16	PASS
Band2	3MHz	QPSK	19185	15RB#0	-27.91	PASS
Band2	3MHz	16QAM	18615	1RB#0	-29.55	PASS
Band2	3MHz	16QAM	18615	15RB#0	-28.79	PASS
Band2	3MHz	16QAM	19185	1RB#14	-29.83	PASS
Band2	3MHz	16QAM	19185	15RB#0	-28.28	PASS
Band2	3MHz	64QAM	18615	1RB#0	-31.96	PASS
Band2	3MHz	64QAM	18615	15RB#0	-28.86	PASS
Band2	3MHz	64QAM	19185	1RB#14	-32.37	PASS
Band2	3MHz	64QAM	19185	15RB#0	-30.67	PASS
Band2	5MHz	QPSK	18625	1RB#0	-31.12	PASS
Band2	5MHz	QPSK	18625	25RB#0	-26.97	PASS
Band2	5MHz	QPSK	19175	1RB#24	-31.19	PASS
Band2	5MHz	QPSK	19175	25RB#0	-26.89	PASS
Band2	5MHz	16QAM	18625	1RB#0	-32.51	PASS
Band2	5MHz	16QAM	18625	25RB#0	-27.94	PASS
Band2	5MHz	16QAM	19175	1RB#24	-32.23	PASS
Band2	5MHz	16QAM	19175	25RB#0	-28.45	PASS
Band2	5MHz	64QAM	18625	1RB#0	-32.88	PASS
Band2	5MHz	64QAM	18625	25RB#0	-28.89	PASS
Band2	5MHz	64QAM	19175	1RB#24	-32.42	PASS
Band2	5MHz	64QAM	19175	25RB#0	-30.84	PASS
Band2	10MHz	QPSK	18650	1RB#0	-45.88	PASS
Band2	10MHz	QPSK	18650	50RB#0	-29.41	PASS
Band2	10MHz	QPSK	19150	1RB#49	-45.56	PASS
Band2	10MHz	QPSK	19150	50RB#0	-30.81	PASS
Band2	10MHz	16QAM	18650	1RB#0	-45.90	PASS
Band2	10MHz	16QAM	18650	50RB#0	-30.87	PASS
Band2	10MHz	16QAM	19150	1RB#49	-45.02	PASS



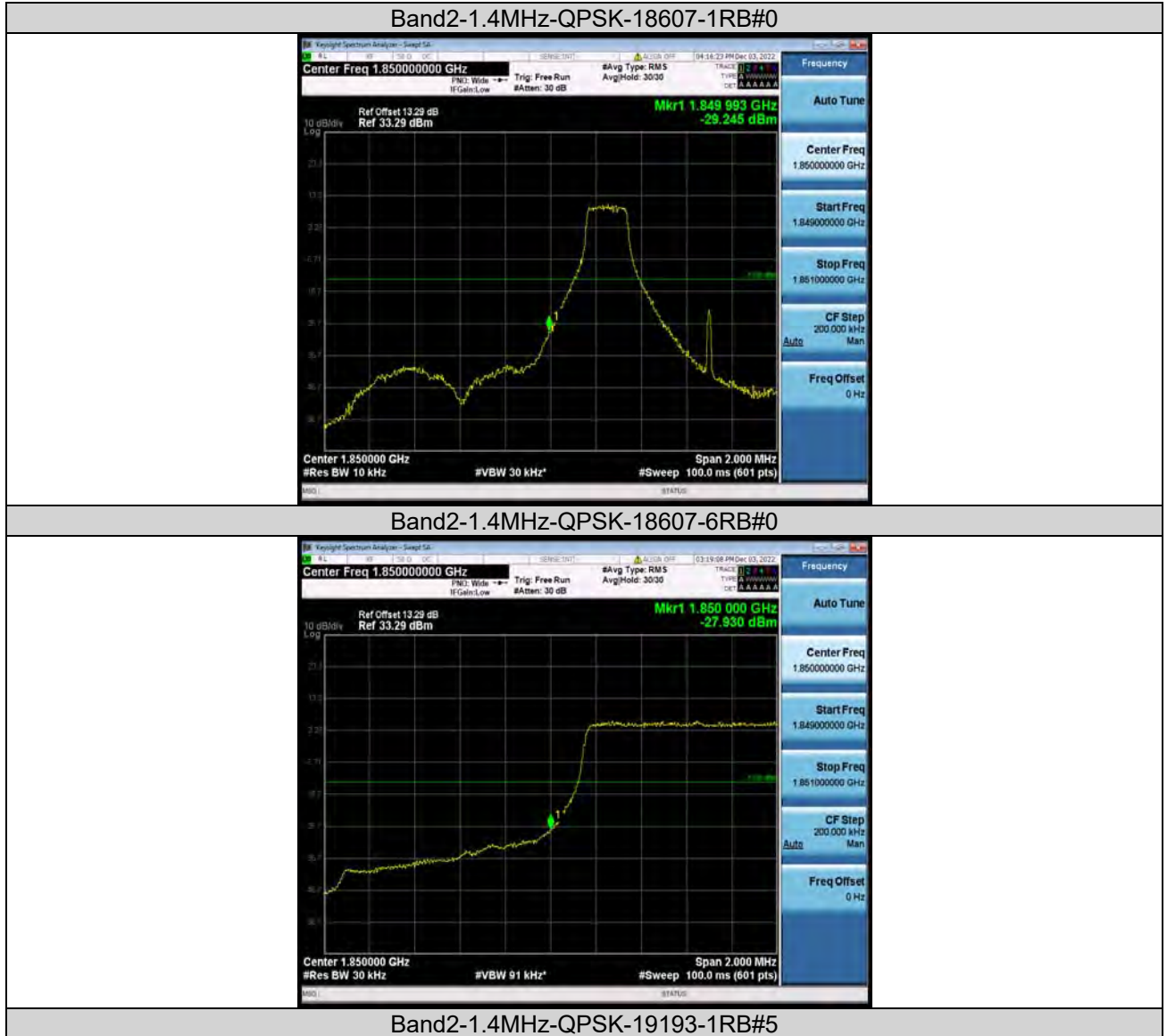
**BUREAU**  
**VERITAS**

**Test Report No.: W7L-P22110001RF05**

Band2	10MHz	16QAM	19150	50RB#0	-32.81	PASS
Band2	10MHz	64QAM	18650	1RB#0	-48.67	PASS
Band2	10MHz	64QAM	18650	50RB#0	-31.81	PASS
Band2	10MHz	64QAM	19150	1RB#49	-49.35	PASS
Band2	10MHz	64QAM	19150	50RB#0	-35.51	PASS
Band2	15MHz	QPSK	18675	1RB#0	-43.02	PASS
Band2	15MHz	QPSK	18675	75RB#0	-31.33	PASS
Band2	15MHz	QPSK	19125	1RB#74	-42.67	PASS
Band2	15MHz	QPSK	19125	75RB#0	-32.64	PASS
Band2	15MHz	16QAM	18675	1RB#0	-43.53	PASS
Band2	15MHz	16QAM	18675	75RB#0	-32.66	PASS
Band2	15MHz	16QAM	19125	1RB#74	-43.91	PASS
Band2	15MHz	16QAM	19125	75RB#0	-35.65	PASS
Band2	15MHz	64QAM	18675	1RB#0	-44.30	PASS
Band2	15MHz	64QAM	18675	75RB#0	-33.58	PASS
Band2	15MHz	64QAM	19125	1RB#74	-44.35	PASS
Band2	15MHz	64QAM	19125	75RB#0	-37.33	PASS
Band2	20MHz	QPSK	18700	1RB#0	-48.40	PASS
Band2	20MHz	QPSK	18700	100RB#0	-32.96	PASS
Band2	20MHz	QPSK	19100	1RB#99	-48.13	PASS
Band2	20MHz	QPSK	19100	100RB#0	-36.01	PASS
Band2	20MHz	16QAM	18700	1RB#0	-49.34	PASS
Band2	20MHz	16QAM	18700	100RB#0	-33.36	PASS
Band2	20MHz	16QAM	19100	1RB#99	-48.94	PASS
Band2	20MHz	16QAM	19100	100RB#0	-37.46	PASS
Band2	20MHz	64QAM	18700	1RB#0	-49.68	PASS
Band2	20MHz	64QAM	18700	100RB#0	-34.25	PASS
Band2	20MHz	64QAM	19100	1RB#99	-49.87	PASS
Band2	20MHz	64QAM	19100	100RB#0	-38.52	PASS



### Test Graphs





BUREAU VERITAS

Test Report No.: W7L-P22110001RF05



Band2-1.4MHz-QPSK-19193-6RB#0



Band2-1.4MHz-16QAM-18607-1RB#0



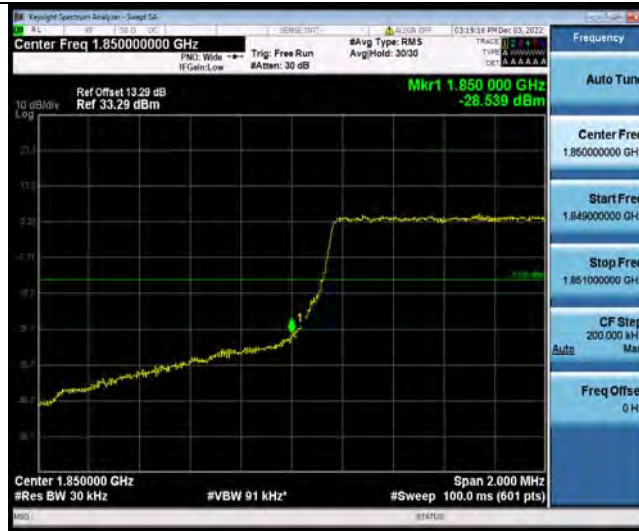
Band2-1.4MHz-16QAM-18607-6RB#0





BUREAU VERITAS

Test Report No.: W7L-P22110001RF05



Band2-1.4MHz-16QAM-19193-1RB#5



Band2-1.4MHz-16QAM-19193-6RB#0



Band2-1.4MHz-64QAM-18607-1RB#0



BUREAU VERITAS

Test Report No.: W7L-P22110001RF05



Band2-1.4MHz-64QAM-18607-6RB#0



Band2-1.4MHz-64QAM-19193-1RB#5



Band2-1.4MHz-64QAM-19193-6RB#0



BUREAU VERITAS

Test Report No.: W7L-P22110001RF05



Band2-3MHz-QPSK-18615-1RB#0



Band2-3MHz-QPSK-18615-15RB#0

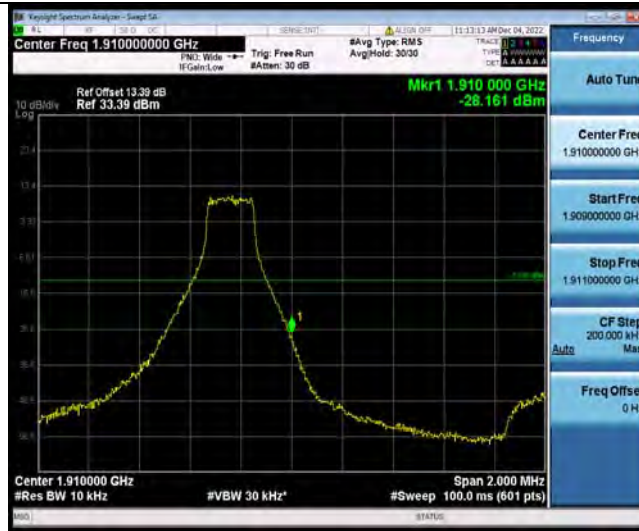


Band2-3MHz-QPSK-19185-1RB#14



BUREAU VERITAS

Test Report No.: W7L-P22110001RF05



Band2-3MHz-QPSK-19185-15RB#0



Band2-3MHz-16QAM-18615-1RB#0



Band2-3MHz-16QAM-18615-15RB#0

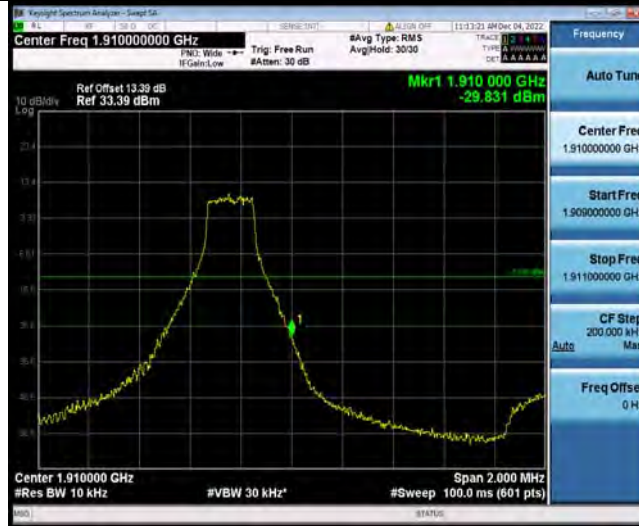


BUREAU VERITAS

Test Report No.: W7L-P22110001RF05



Band2-3MHz-16QAM-19185-1RB#14



Band2-3MHz-16QAM-19185-15RB#0



Band2-3MHz-64QAM-18615-1RB#0

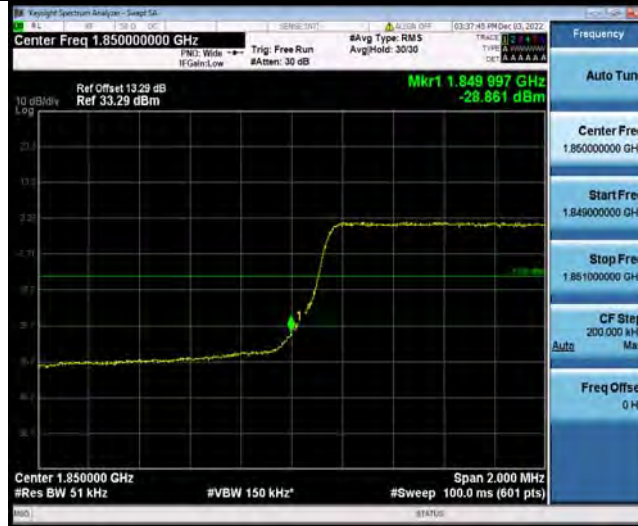


BUREAU VERITAS

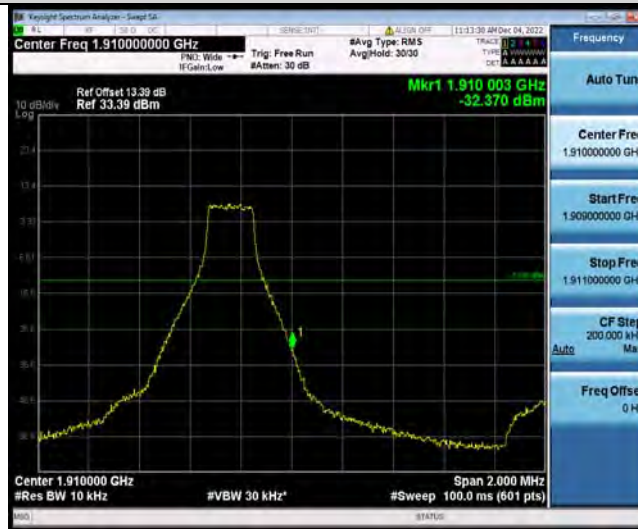
Test Report No.: W7L-P22110001RF05



Band2-3MHz-64QAM-18615-15RB#0



Band2-3MHz-64QAM-19185-1RB#14



Band2-3MHz-64QAM-19185-15RB#0



BUREAU VERITAS

Test Report No.: W7L-P22110001RF05



Band2-5MHz-QPSK-18625-1RB#0



Band2-5MHz-QPSK-18625-25RB#0

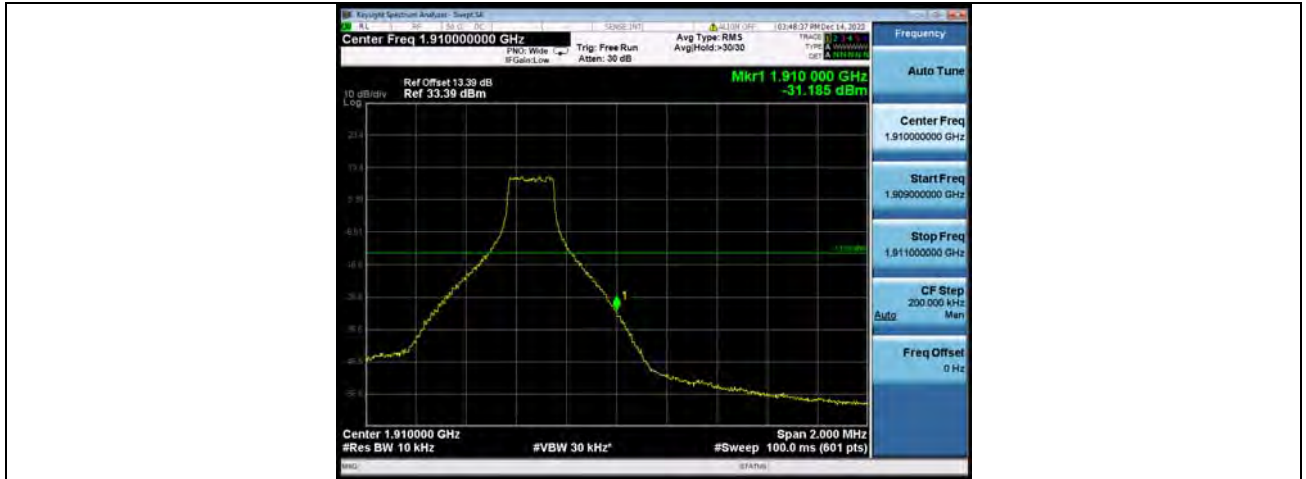


Band2-5MHz-QPSK-19175-1RB#24



BUREAU VERITAS

Test Report No.: W7L-P22110001RF05



Band2-5MHz-QPSK-19175-25RB#0



Band2-5MHz-16QAM-18625-1RB#0



Band2-5MHz-16QAM-18625-25RB#0



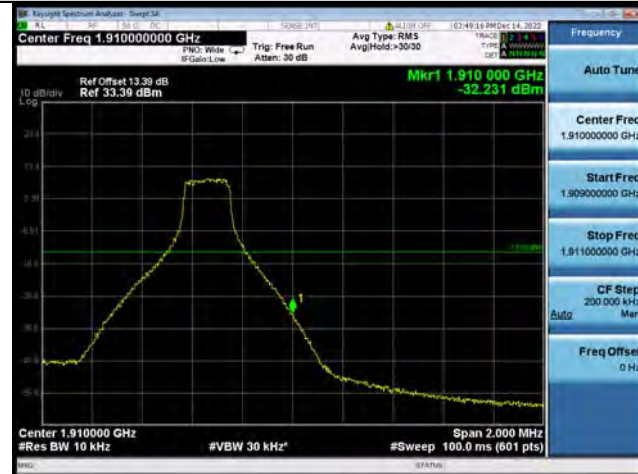


BUREAU VERITAS

Test Report No.: W7L-P22110001RF05



Band2-5MHz-16QAM-19175-1RB#24



Band2-5MHz-16QAM-19175-25RB#0



Band2-5MHz-64QAM-18625-1RB#0



BUREAU VERITAS

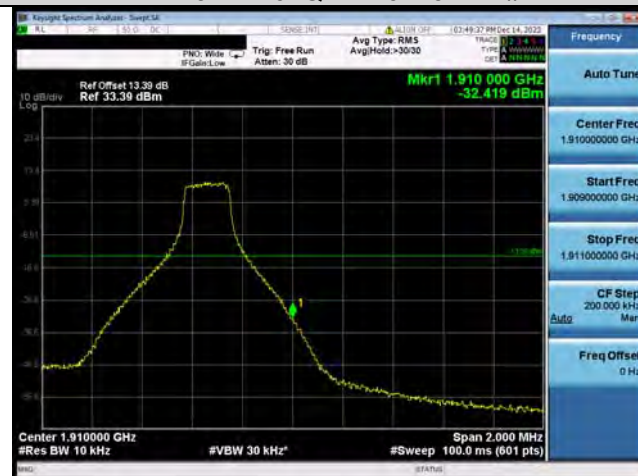
Test Report No.: W7L-P22110001RF05



Band2-5MHz-64QAM-18625-25RB#0



Band2-5MHz-64QAM-19175-1RB#24



Band2-5MHz-64QAM-19175-25RB#0



BUREAU VERITAS

Test Report No.: W7L-P22110001RF05



Band2-10MHz-QPSK-18650-1RB#0



Band2-10MHz-QPSK-18650-50RB#0



Band2-10MHz-QPSK-19150-1RB#49



BUREAU VERITAS

Test Report No.: W7L-P22110001RF05



Band2-10MHz-QPSK-19150-50RB#0



Band2-10MHz-16QAM-18650-1RB#0



Band2-10MHz-16QAM-18650-50RB#0



BUREAU VERITAS

Test Report No.: W7L-P22110001RF05



Band2-10MHz-16QAM-19150-1RB#49



Band2-10MHz-16QAM-19150-50RB#0



Band2-10MHz-64QAM-18650-1RB#0



BUREAU VERITAS

Test Report No.: W7L-P22110001RF05



Band2-10MHz-64QAM-18650-50RB#0



Band2-10MHz-64QAM-19150-1RB#49



Band2-10MHz-64QAM-19150-50RB#0



BUREAU VERITAS

Test Report No.: W7L-P22110001RF05



Band2-15MHz-QPSK-18675-1RB#0



Band2-15MHz-QPSK-18675-75RB#0



Band2-15MHz-QPSK-19125-1RB#74



BUREAU VERITAS

Test Report No.: W7L-P22110001RF05



Band2-15MHz-QPSK-19125-75RB#0



Band2-15MHz-16QAM-18675-1RB#0



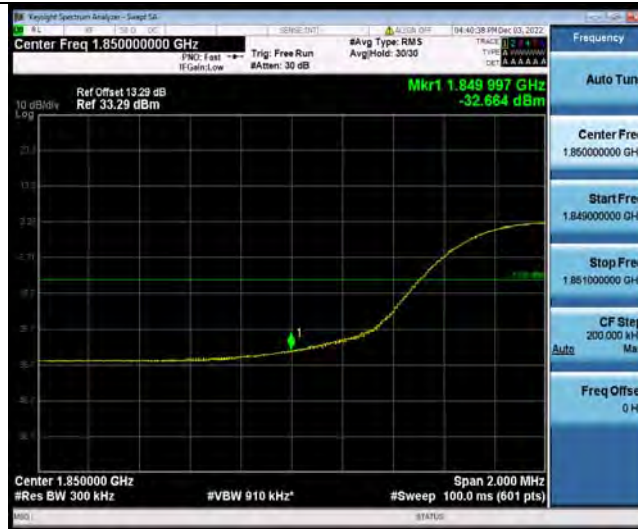
Band2-15MHz-16QAM-18675-75RB#0





BUREAU VERITAS

Test Report No.: W7L-P22110001RF05



Band2-15MHz-16QAM-19125-1RB#74



Band2-15MHz-16QAM-19125-75RB#0



Band2-15MHz-64QAM-18675-1RB#0

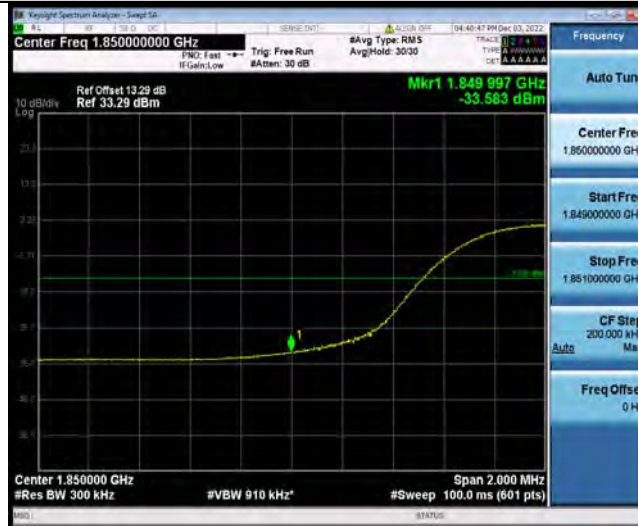


BUREAU VERITAS

Test Report No.: W7L-P22110001RF05



Band2-15MHz-64QAM-18675-75RB#0



Band2-15MHz-64QAM-19125-1RB#74



Band2-15MHz-64QAM-19125-75RB#0



BUREAU VERITAS

Test Report No.: W7L-P22110001RF05



Band2-20MHz-QPSK-18700-1RB#0



Band2-20MHz-QPSK-18700-100RB#0



Band2-20MHz-QPSK-19100-1RB#99



BUREAU VERITAS

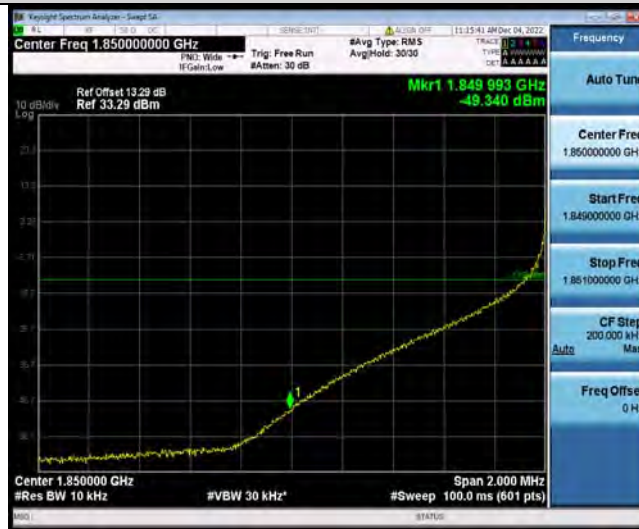
Test Report No.: W7L-P22110001RF05



Band2-20MHz-QPSK-19100-100RB#0



Band2-20MHz-16QAM-18700-1RB#0



Band2-20MHz-16QAM-18700-100RB#0



BUREAU VERITAS

Test Report No.: W7L-P22110001RF05



Band2-20MHz-16QAM-19100-1RB#99



Band2-20MHz-16QAM-19100-100RB#0



Band2-20MHz-64QAM-18700-1RB#0



BUREAU VERITAS

Test Report No.: W7L-P22110001RF05



Band2-20MHz-64QAM-18700-100RB#0



Band2-20MHz-64QAM-19100-1RB#99



Band2-20MHz-64QAM-19100-100RB#0



BUREAU  
VERITAS

Test Report No.: W7L-P22110001RF05





## CONDUCTED SPURIOUS EMISSION

### Test Result

Band	Bandwidth	Modulation	Channel	RB Configuration	Frequency Range	Result (dBm)	Verdict
Band2	1.4MHz	QPSK	18607	1RB#0	Range1:30~1000MHz	-31.52	PASS
Band2	1.4MHz	QPSK	18607	1RB#0	Range2:1000~20000MHz	-30.59	PASS
Band2	1.4MHz	QPSK	18900	1RB#0	Range1:30~1000MHz	-31.34	PASS
Band2	1.4MHz	QPSK	18900	1RB#0	Range2:1000~20000MHz	-28.4	PASS
Band2	1.4MHz	QPSK	19193	1RB#0	Range1:30~1000MHz	-29.9	PASS
Band2	1.4MHz	QPSK	19193	1RB#0	Range2:1000~20000MHz	-27.85	PASS
Band2	1.4MHz	16QAM	18607	1RB#0	Range1:30~1000MHz	-29.73	PASS
Band2	1.4MHz	16QAM	18607	1RB#0	Range2:1000~20000MHz	-27.93	PASS
Band2	1.4MHz	16QAM	18900	1RB#0	Range1:30~1000MHz	-29.57	PASS
Band2	1.4MHz	16QAM	18900	1RB#0	Range2:1000~20000MHz	-29.98	PASS
Band2	1.4MHz	16QAM	19193	1RB#0	Range1:30~1000MHz	-31.42	PASS
Band2	1.4MHz	16QAM	19193	1RB#0	Range2:1000~20000MHz	-27.04	PASS
Band2	1.4MHz	64QAM	18607	1RB#0	Range1:30~1000MHz	-30.45	PASS
Band2	1.4MHz	64QAM	18607	1RB#0	Range2:1000~20000MHz	-30.88	PASS
Band2	1.4MHz	64QAM	18900	1RB#0	Range1:30~1000MHz	-31.33	PASS
Band2	1.4MHz	64QAM	18900	1RB#0	Range2:1000~20000MHz	-28.94	PASS
Band2	1.4MHz	64QAM	19193	1RB#0	Range1:30~1000MHz	-31.25	PASS
Band2	1.4MHz	64QAM	19193	1RB#0	Range2:1000~20000MHz	-29.16	PASS
Band2	3MHz	QPSK	18615	1RB#0	Range1:30~1000MHz	-31.58	PASS
Band2	3MHz	QPSK	18615	1RB#0	Range2:1000~20000MHz	-29.36	PASS
Band2	3MHz	QPSK	18900	1RB#0	Range1:30~1000MHz	-31.54	PASS
Band2	3MHz	QPSK	18900	1RB#0	Range2:1000~20000MHz	-29.11	PASS
Band2	3MHz	QPSK	19185	1RB#0	Range1:30~1000MHz	-31.1	PASS
Band2	3MHz	QPSK	19185	1RB#0	Range2:1000~20000MHz	-27.27	PASS
Band2	3MHz	16QAM	18615	1RB#0	Range1:30~1000MHz	-31.41	PASS
Band2	3MHz	16QAM	18615	1RB#0	Range2:1000~20000MHz	-28.05	PASS
Band2	3MHz	16QAM	18900	1RB#0	Range1:30~1000MHz	-30.82	PASS
Band2	3MHz	16QAM	18900	1RB#0	Range2:1000~20000MHz	-29	PASS
Band2	3MHz	16QAM	19185	1RB#0	Range1:30~1000MHz	-30.56	PASS
Band2	3MHz	16QAM	19185	1RB#0	Range2:1000~20000MHz	-30.01	PASS
Band2	3MHz	64QAM	18615	1RB#0	Range1:30~1000MHz	-30.54	PASS
Band2	3MHz	64QAM	18615	1RB#0	Range2:1000~20000MHz	-28.84	PASS
Band2	3MHz	64QAM	18900	1RB#0	Range1:30~1000MHz	-31.35	PASS
Band2	3MHz	64QAM	18900	1RB#0	Range2:1000~20000MHz	-31.46	PASS
Band2	3MHz	64QAM	19185	1RB#0	Range1:30~1000MHz	-31.05	PASS
Band2	3MHz	64QAM	19185	1RB#0	Range2:1000~20000MHz	-29.92	PASS
Band2	5MHz	QPSK	18625	1RB#0	Range1:30~1000MHz	-31.63	PASS
Band2	5MHz	QPSK	18625	1RB#0	Range2:1000~20000MHz	-28.3	PASS
Band2	5MHz	QPSK	18900	1RB#0	Range1:30~1000MHz	-31.22	PASS
Band2	5MHz	QPSK	18900	1RB#0	Range2:1000~20000MHz	-28.26	PASS
Band2	5MHz	QPSK	19175	1RB#0	Range1:30~1000MHz	-30.95	PASS
Band2	5MHz	QPSK	19175	1RB#0	Range2:1000~20000MHz	-25.98	PASS
Band2	5MHz	16QAM	18625	1RB#0	Range1:30~1000MHz	-30.46	PASS





BUREAU  
VERITAS

Test Report No.: W7L-P22110001RF05

Band2	5MHz	16QAM	18625	1RB#0	Range2:1000~20000MHz	-28.71	PASS
Band2	5MHz	16QAM	18900	1RB#0	Range1:30~1000MHz	-30.83	PASS
Band2	5MHz	16QAM	18900	1RB#0	Range2:1000~20000MHz	-26.98	PASS
Band2	5MHz	16QAM	19175	1RB#0	Range1:30~1000MHz	-31.19	PASS
Band2	5MHz	16QAM	19175	1RB#0	Range2:1000~20000MHz	-28.42	PASS
Band2	5MHz	64QAM	18625	1RB#0	Range1:30~1000MHz	-29.81	PASS
Band2	5MHz	64QAM	18625	1RB#0	Range2:1000~20000MHz	-30.57	PASS
Band2	5MHz	64QAM	18900	1RB#0	Range1:30~1000MHz	-31.01	PASS
Band2	5MHz	64QAM	18900	1RB#0	Range2:1000~20000MHz	-28.74	PASS
Band2	5MHz	64QAM	19175	1RB#0	Range1:30~1000MHz	-29.02	PASS
Band2	5MHz	64QAM	19175	1RB#0	Range2:1000~20000MHz	-29.94	PASS
Band2	10MHz	QPSK	18650	1RB#0	Range1:30~1000MHz	-31.82	PASS
Band2	10MHz	QPSK	18650	1RB#0	Range2:1000~20000MHz	-29.7	PASS
Band2	10MHz	QPSK	18900	1RB#0	Range1:30~1000MHz	-30.48	PASS
Band2	10MHz	QPSK	18900	1RB#0	Range2:1000~20000MHz	-27.67	PASS
Band2	10MHz	QPSK	19150	1RB#0	Range1:30~1000MHz	-30.96	PASS
Band2	10MHz	QPSK	19150	1RB#0	Range2:1000~20000MHz	-27	PASS
Band2	10MHz	16QAM	18650	1RB#0	Range1:30~1000MHz	-31.34	PASS
Band2	10MHz	16QAM	18650	1RB#0	Range2:1000~20000MHz	-30.56	PASS
Band2	10MHz	16QAM	18900	1RB#0	Range1:30~1000MHz	-30.94	PASS
Band2	10MHz	16QAM	18900	1RB#0	Range2:1000~20000MHz	-27.89	PASS
Band2	10MHz	16QAM	19150	1RB#0	Range1:30~1000MHz	-31.37	PASS
Band2	10MHz	16QAM	19150	1RB#0	Range2:1000~20000MHz	-29.25	PASS
Band2	10MHz	64QAM	18650	1RB#0	Range1:30~1000MHz	-31.44	PASS
Band2	10MHz	64QAM	18650	1RB#0	Range2:1000~20000MHz	-29.48	PASS
Band2	10MHz	64QAM	18900	1RB#0	Range1:30~1000MHz	-31.57	PASS
Band2	10MHz	64QAM	18900	1RB#0	Range2:1000~20000MHz	-28.48	PASS
Band2	10MHz	64QAM	19150	1RB#0	Range1:30~1000MHz	-31.25	PASS
Band2	10MHz	64QAM	19150	1RB#0	Range2:1000~20000MHz	-29.6	PASS
Band2	15MHz	QPSK	18675	1RB#0	Range1:30~1000MHz	-30.84	PASS
Band2	15MHz	QPSK	18675	1RB#0	Range2:1000~20000MHz	-28.23	PASS
Band2	15MHz	QPSK	18900	1RB#0	Range1:30~1000MHz	-31.18	PASS
Band2	15MHz	QPSK	18900	1RB#0	Range2:1000~20000MHz	-28.51	PASS
Band2	15MHz	QPSK	19125	1RB#0	Range1:30~1000MHz	-31.1	PASS
Band2	15MHz	QPSK	19125	1RB#0	Range2:1000~20000MHz	-28.32	PASS
Band2	15MHz	16QAM	18675	1RB#0	Range1:30~1000MHz	-31.03	PASS
Band2	15MHz	16QAM	18675	1RB#0	Range2:1000~20000MHz	-27.18	PASS
Band2	15MHz	16QAM	18900	1RB#0	Range1:30~1000MHz	-30.86	PASS
Band2	15MHz	16QAM	18900	1RB#0	Range2:1000~20000MHz	-27.81	PASS
Band2	15MHz	16QAM	19125	1RB#0	Range1:30~1000MHz	-30.68	PASS
Band2	15MHz	16QAM	19125	1RB#0	Range2:1000~20000MHz	-27.15	PASS
Band2	15MHz	64QAM	18675	1RB#0	Range1:30~1000MHz	-30.53	PASS
Band2	15MHz	64QAM	18675	1RB#0	Range2:1000~20000MHz	-28.23	PASS
Band2	15MHz	64QAM	18900	1RB#0	Range1:30~1000MHz	-30.76	PASS
Band2	15MHz	64QAM	18900	1RB#0	Range2:1000~20000MHz	-29.69	PASS
Band2	15MHz	64QAM	19125	1RB#0	Range1:30~1000MHz	-31.07	PASS
Band2	15MHz	64QAM	19125	1RB#0	Range2:1000~20000MHz	-29.38	PASS
Band2	20MHz	QPSK	18700	1RB#0	Range1:30~1000MHz	-31.52	PASS
Band2	20MHz	QPSK	18700	1RB#0	Range2:1000~20000MHz	-29.13	PASS
Band2	20MHz	QPSK	18900	1RB#0	Range1:30~1000MHz	-31.04	PASS
Band2	20MHz	QPSK	18900	1RB#0	Range2:1000~20000MHz	-28.79	PASS
Band2	20MHz	QPSK	19100	1RB#0	Range1:30~1000MHz	-31.18	PASS
Band2	20MHz	QPSK	19100	1RB#0	Range2:1000~20000MHz	-28.28	PASS

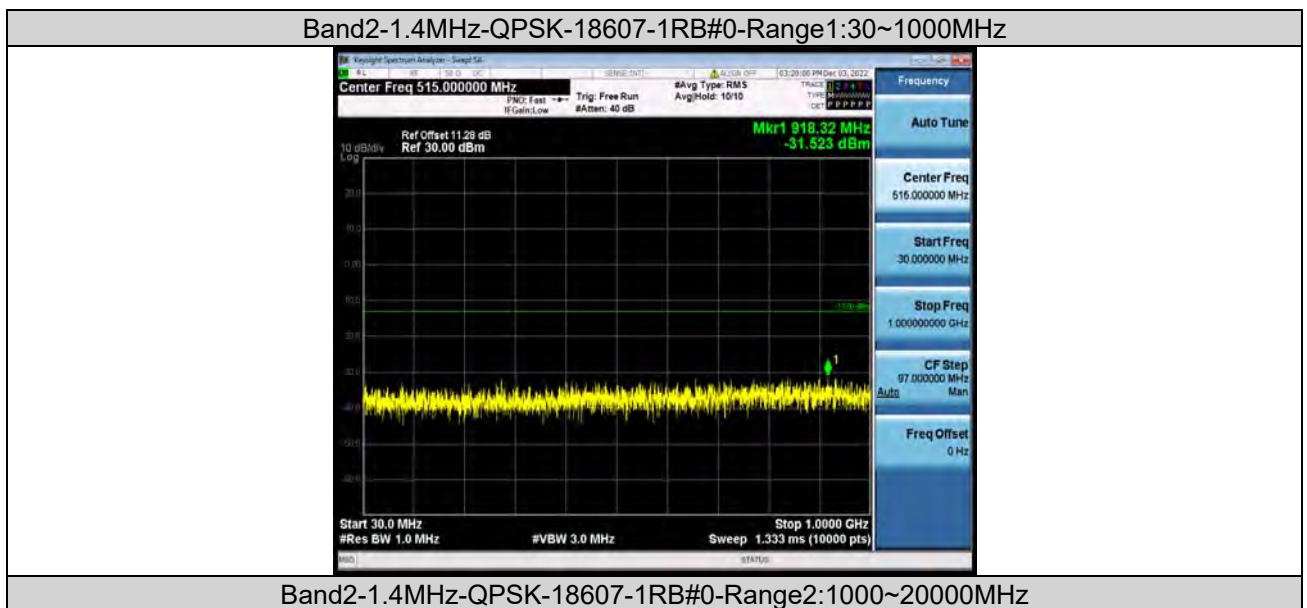


**BUREAU  
VERITAS**

**Test Report No.: W7L-P22110001RF05**

Band2	20MHz	16QAM	18700	1RB#0	Range1:30~1000MHz	-30.96	PASS
Band2	20MHz	16QAM	18700	1RB#0	Range2:1000~20000MHz	-28.17	PASS
Band2	20MHz	16QAM	18900	1RB#0	Range1:30~1000MHz	-31.42	PASS
Band2	20MHz	16QAM	18900	1RB#0	Range2:1000~20000MHz	-27.32	PASS
Band2	20MHz	16QAM	19100	1RB#0	Range1:30~1000MHz	-31.2	PASS
Band2	20MHz	16QAM	19100	1RB#0	Range2:1000~20000MHz	-27.52	PASS
Band2	20MHz	64QAM	18700	1RB#0	Range1:30~1000MHz	-30.8	PASS
Band2	20MHz	64QAM	18700	1RB#0	Range2:1000~20000MHz	-32.32	PASS
Band2	20MHz	64QAM	18900	1RB#0	Range1:30~1000MHz	-30.38	PASS
Band2	20MHz	64QAM	18900	1RB#0	Range2:1000~20000MHz	-29.14	PASS
Band2	20MHz	64QAM	19100	1RB#0	Range1:30~1000MHz	-31.11	PASS
Band2	20MHz	64QAM	19100	1RB#0	Range2:1000~20000MHz	-28.18	PASS

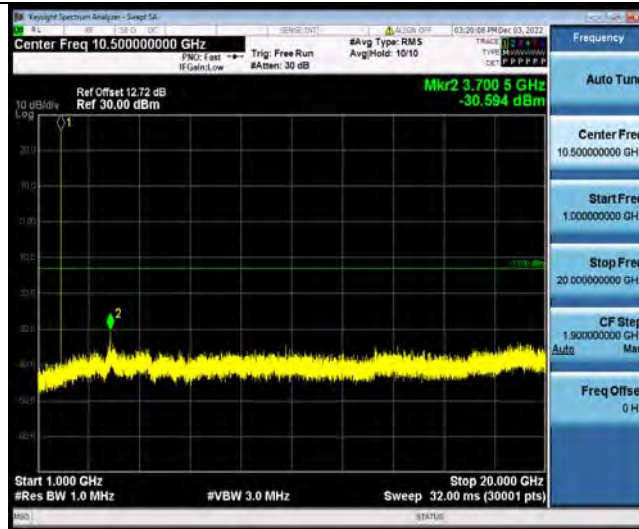
**Test Graphs**



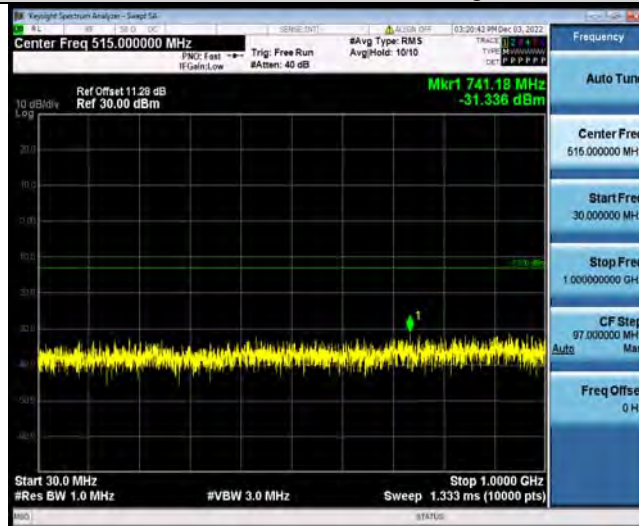


BUREAU VERITAS

Test Report No.: W7L-P22110001RF05



Band2-1.4MHz-QPSK-18900-1RB#0-Range1:30~1000MHz



Band2-1.4MHz-QPSK-18900-1RB#0-Range2:1000~2000MHz

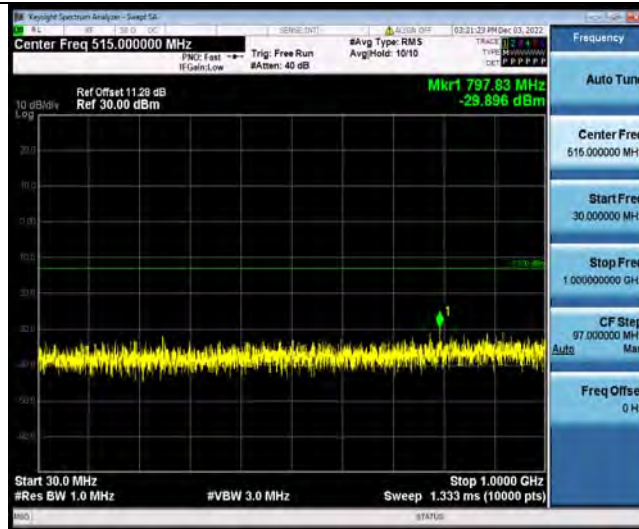


Band2-1.4MHz-QPSK-19193-1RB#0-Range1:30~1000MHz

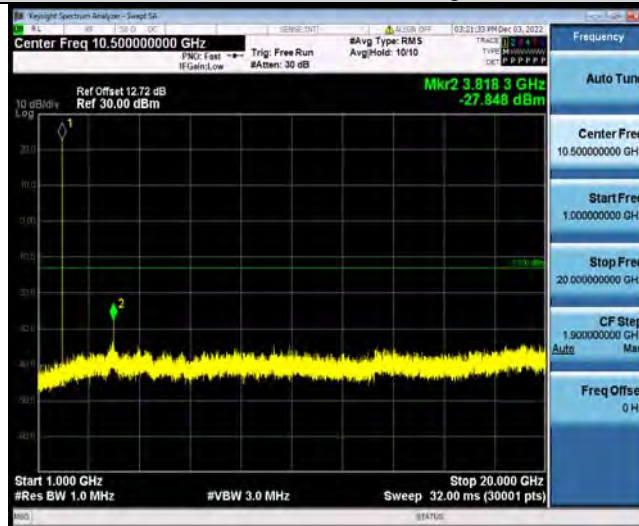


BUREAU VERITAS

Test Report No.: W7L-P22110001RF05



Band2-1.4MHz-QPSK-19193-1RB#0-Range2:1000~20000MHz



Band2-1.4MHz-16QAM-18607-1RB#0-Range1:30~1000MHz



Band2-1.4MHz-16QAM-18607-1RB#0-Range2:1000~20000MHz

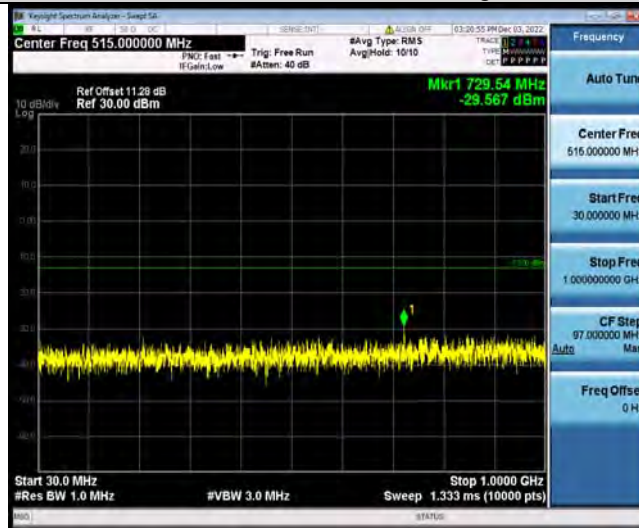


BUREAU VERITAS

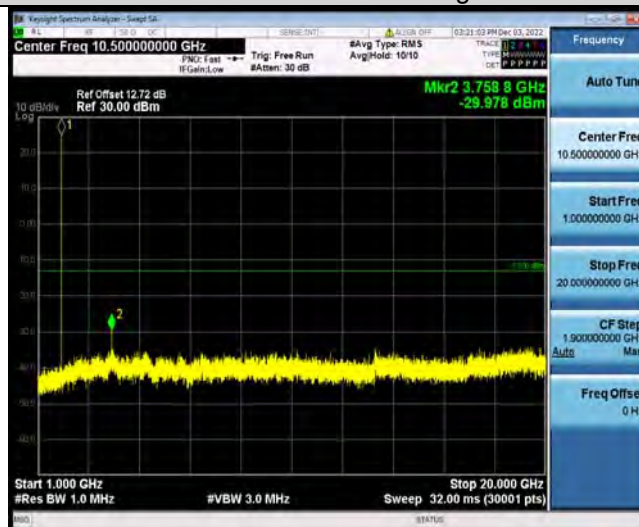
Test Report No.: W7L-P22110001RF05



Band2-1.4MHz-16QAM-18900-1RB#0-Range1:30~1000MHz



Band2-1.4MHz-16QAM-18900-1RB#0-Range2:1000~2000MHz

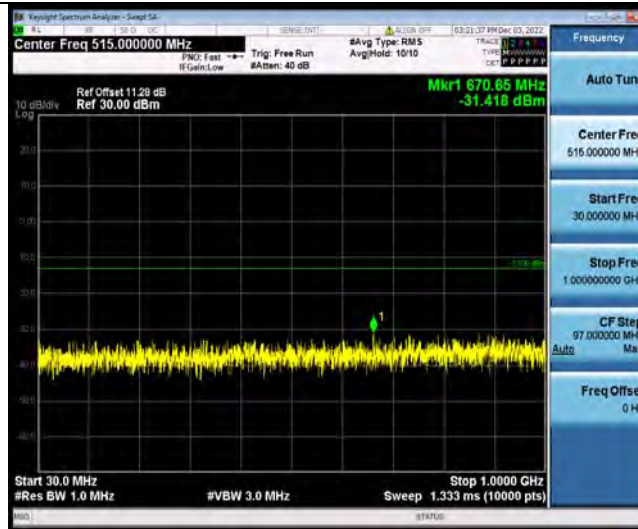


Band2-1.4MHz-16QAM-19193-1RB#0-Range1:30~1000MHz



BUREAU VERITAS

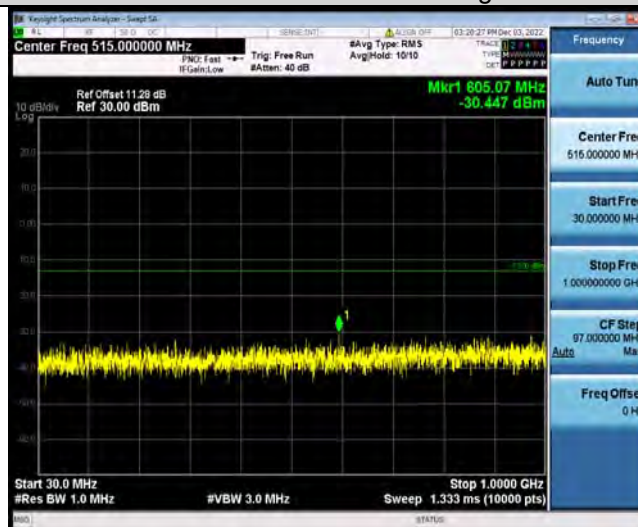
Test Report No.: W7L-P22110001RF05



Band2-1.4MHz-16QAM-19193-1RB#0-Range2:1000~20000MHz



Band2-1.4MHz-64QAM-18607-1RB#0-Range1:30~1000MHz



Band2-1.4MHz-64QAM-18607-1RB#0-Range2:1000~20000MHz

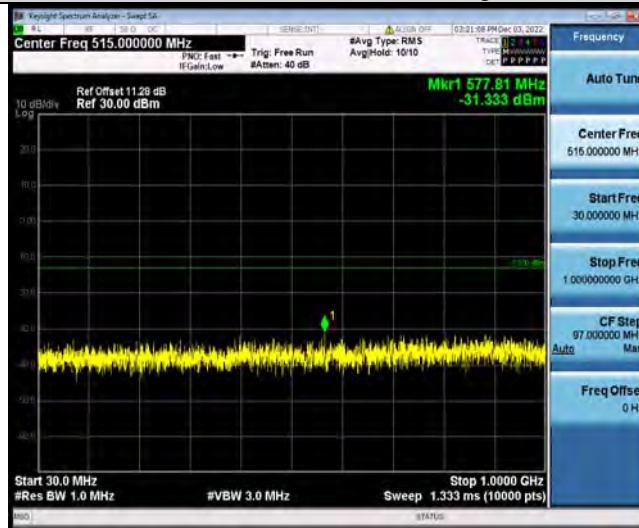


BUREAU VERITAS

Test Report No.: W7L-P22110001RF05



Band2-1.4MHz-64QAM-18900-1RB#0-Range1:30~1000MHz



Band2-1.4MHz-64QAM-18900-1RB#0-Range2:1000~2000MHz

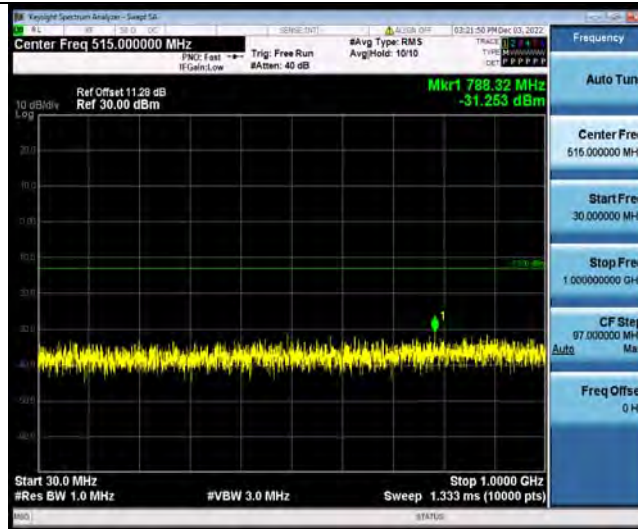


Band2-1.4MHz-64QAM-19193-1RB#0-Range1:30~1000MHz

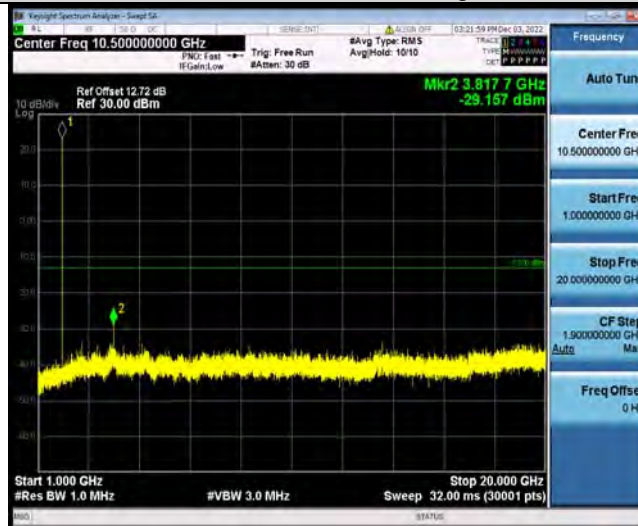


BUREAU VERITAS

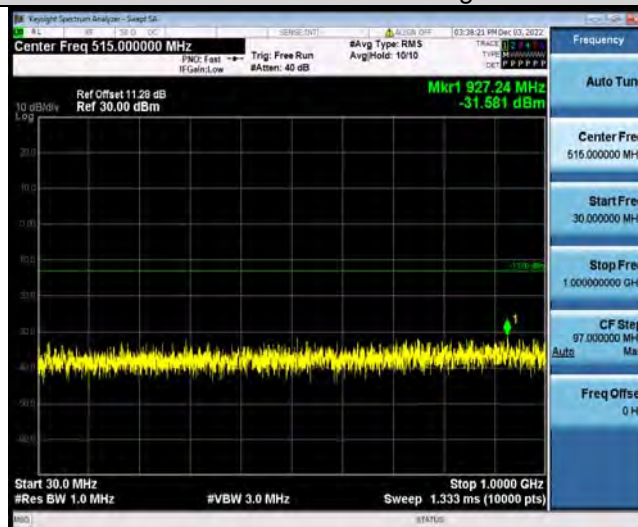
Test Report No.: W7L-P22110001RF05



Band2-1.4MHz-64QAM-19193-1RB#0-Range2:1000~20000MHz



Band2-3MHz-QPSK-18615-1RB#0-Range1:30~1000MHz



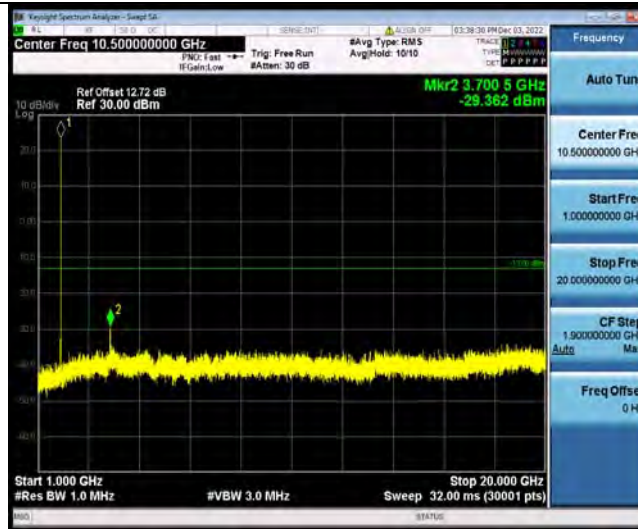
Band2-3MHz-QPSK-18615-1RB#0-Range2:1000~20000MHz



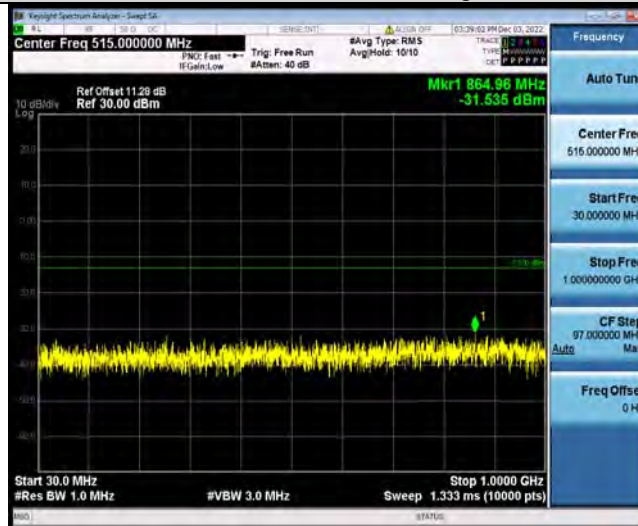


BUREAU VERITAS

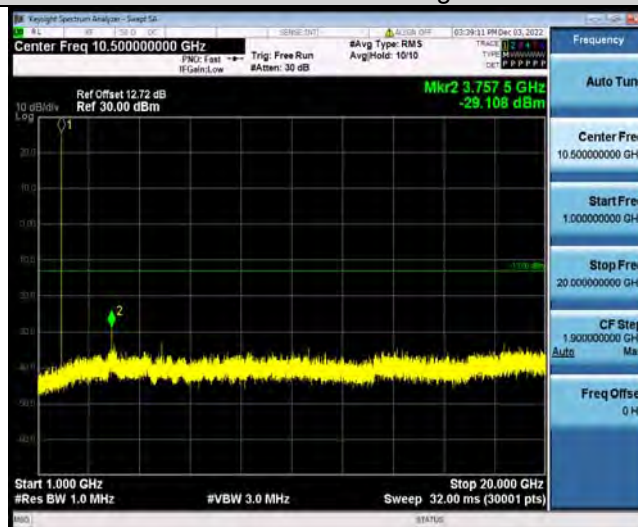
Test Report No.: W7L-P22110001RF05



Band2-3MHz-QPSK-18900-1RB#0-Range1:30~1000MHz



Band2-3MHz-QPSK-18900-1RB#0-Range2:1000~2000MHz

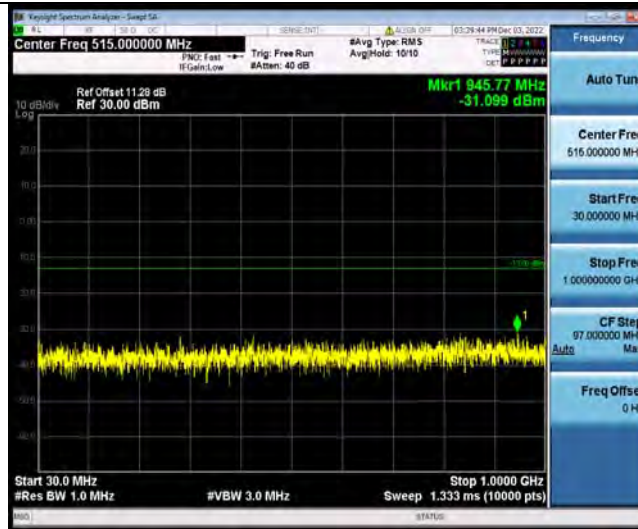


Band2-3MHz-QPSK-19185-1RB#0-Range1:30~1000MHz

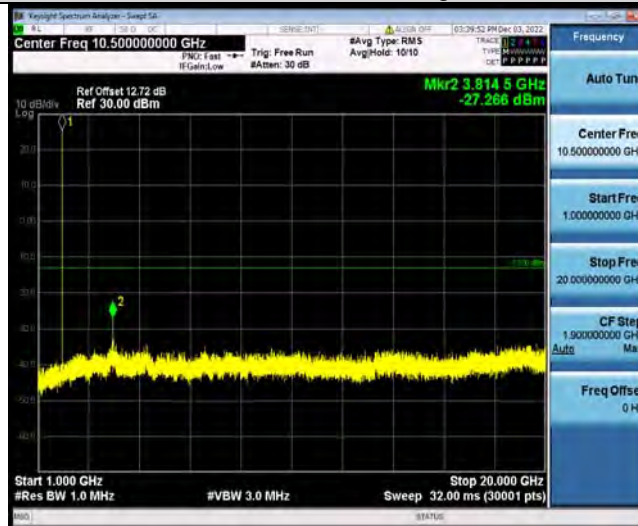


BUREAU VERITAS

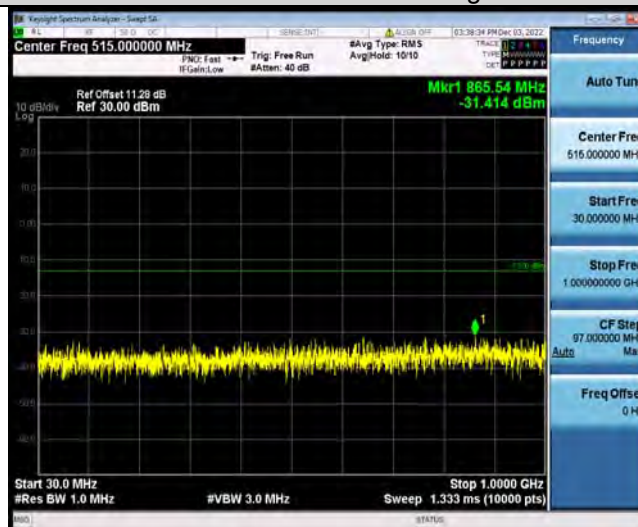
Test Report No.: W7L-P22110001RF05



Band2-3MHz-QPSK-19185-1RB#0-Range2:1000~20000MHz



Band2-3MHz-16QAM-18615-1RB#0-Range1:30~1000MHz

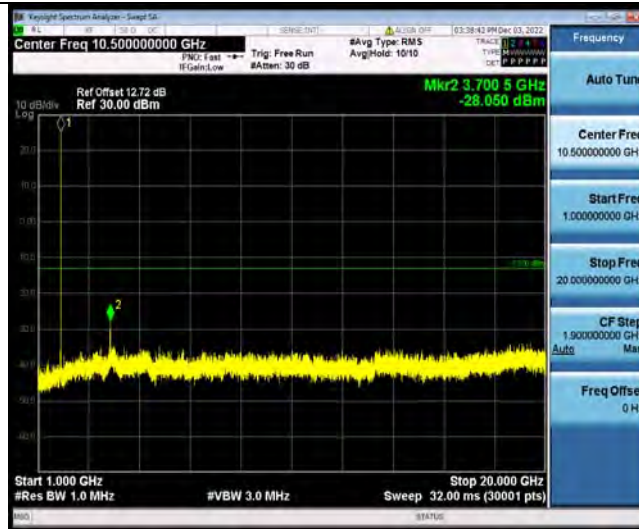


Band2-3MHz-16QAM-18615-1RB#0-Range2:1000~20000MHz

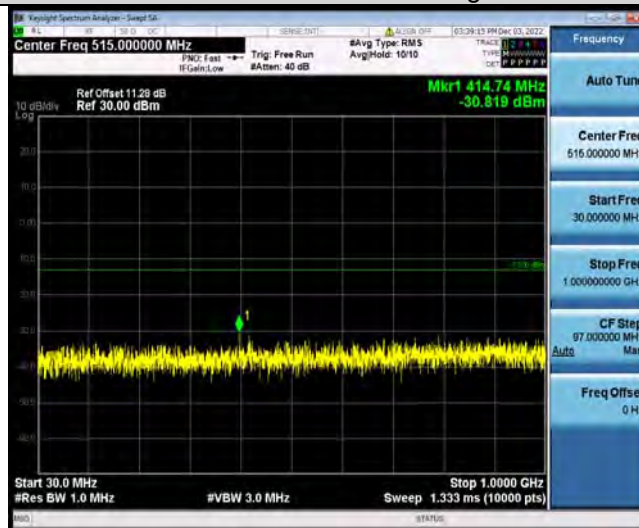


BUREAU VERITAS

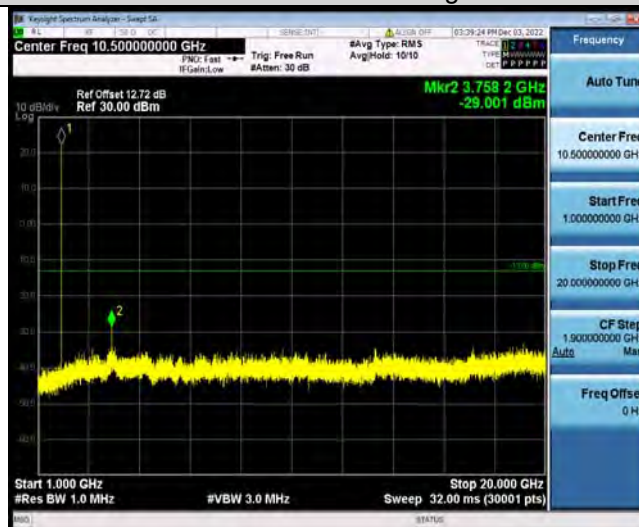
Test Report No.: W7L-P22110001RF05



Band2-3MHz-16QAM-18900-1RB#0-Range1:30~1000MHz



Band2-3MHz-16QAM-18900-1RB#0-Range2:1000~20000MHz

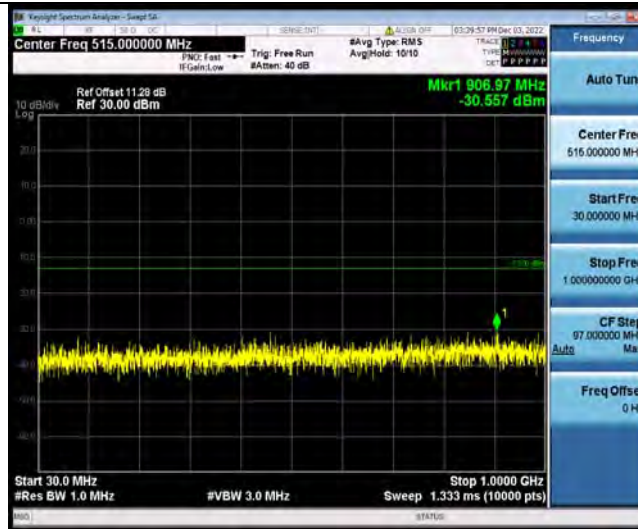


Band2-3MHz-16QAM-19185-1RB#0-Range1:30~1000MHz

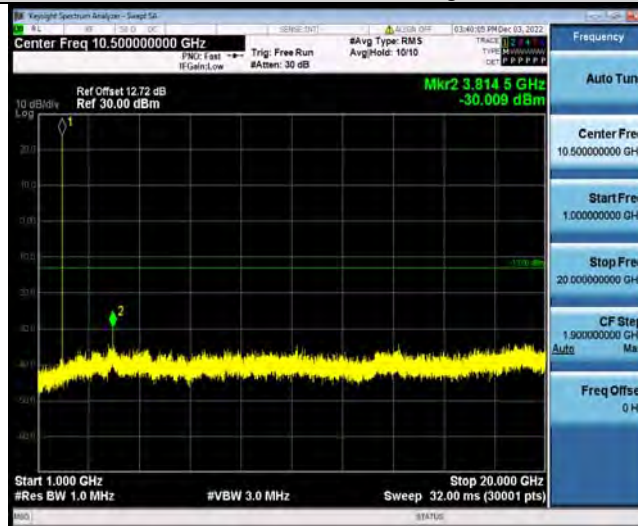


BUREAU VERITAS

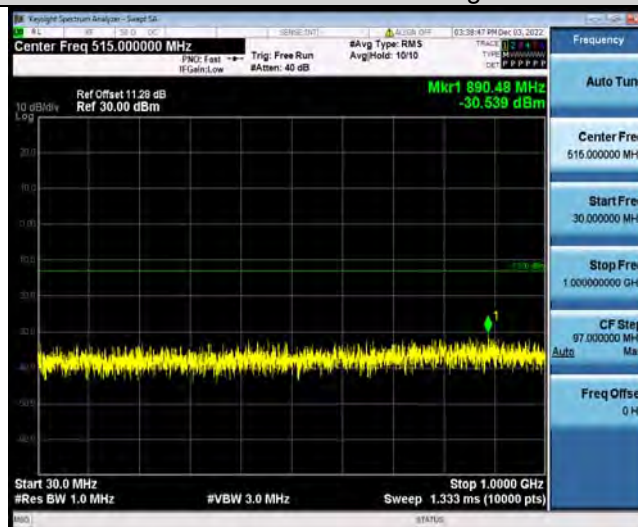
Test Report No.: W7L-P22110001RF05



Band2-3MHz-16QAM-19185-1RB#0-Range2:1000~20000MHz



Band2-3MHz-64QAM-18615-1RB#0-Range1:30~1000MHz

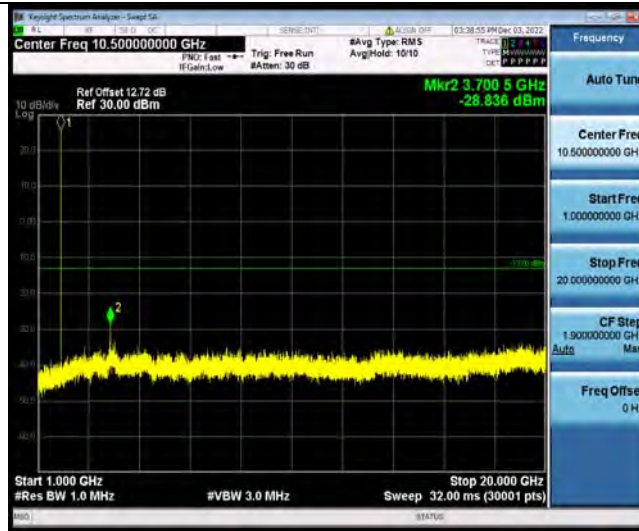


Band2-3MHz-64QAM-18615-1RB#0-Range2:1000~20000MHz

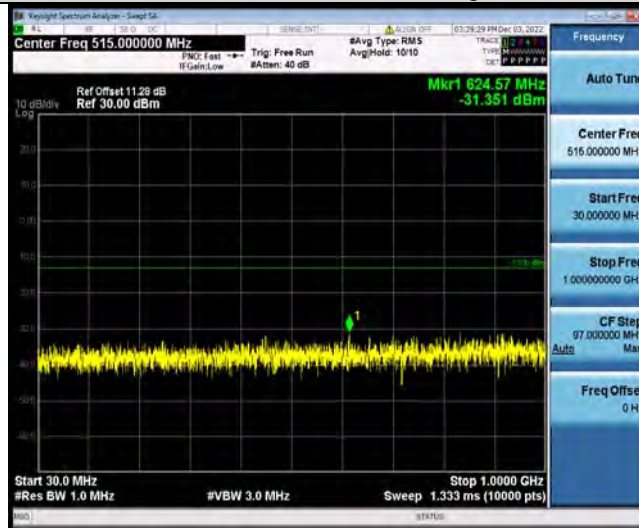


BUREAU VERITAS

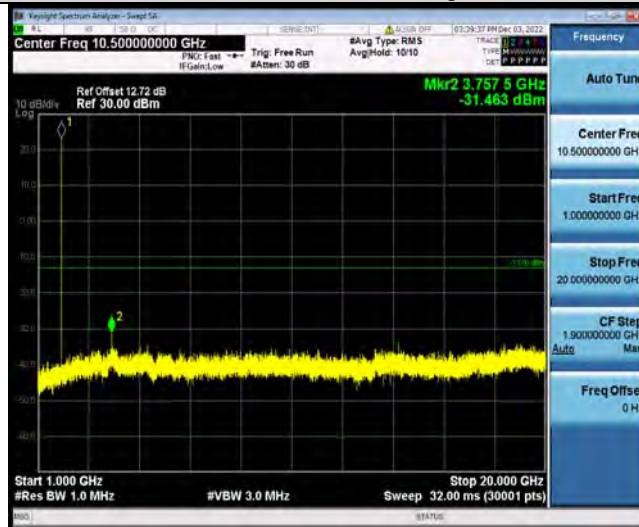
Test Report No.: W7L-P22110001RF05



Band2-3MHz-64QAM-18900-1RB#0-Range1:30~1000MHz



Band2-3MHz-64QAM-18900-1RB#0-Range2:1000~20000MHz

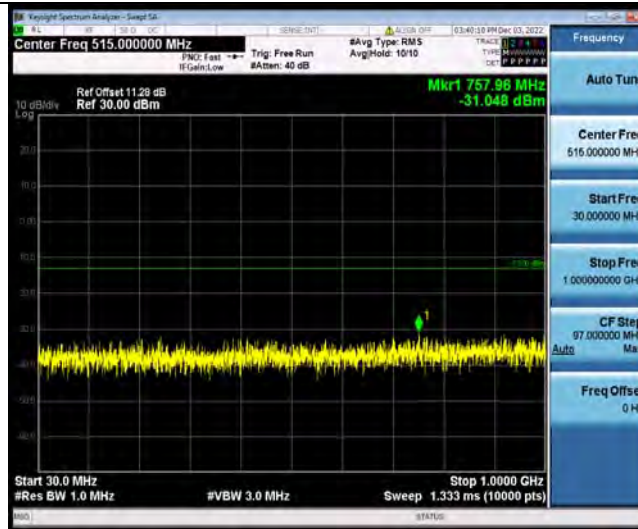


Band2-3MHz-64QAM-19185-1RB#0-Range1:30~1000MHz

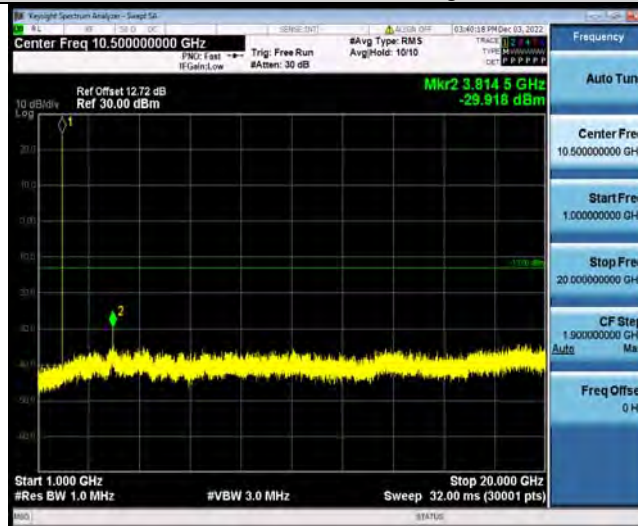


BUREAU VERITAS

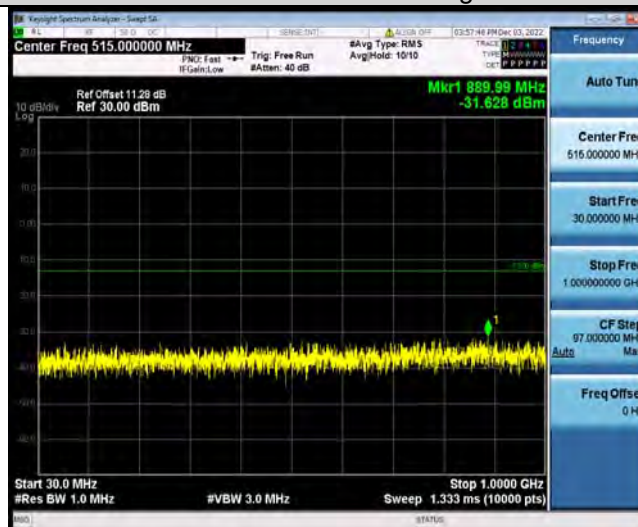
Test Report No.: W7L-P22110001RF05



Band2-3MHz-64QAM-19185-1RB#0-Range2:1000~20000MHz



Band2-5MHz-QPSK-18625-1RB#0-Range1:30~1000MHz

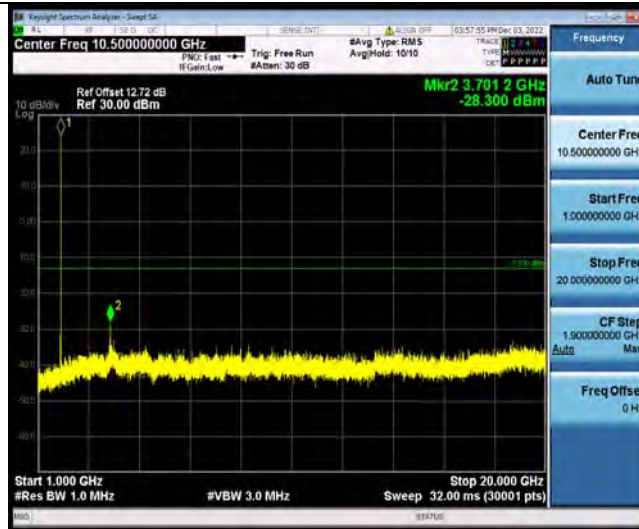


Band2-5MHz-QPSK-18625-1RB#0-Range2:1000~20000MHz

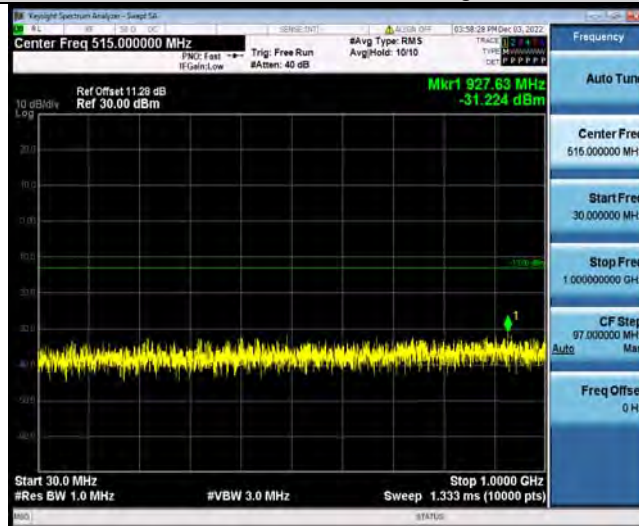


BUREAU VERITAS

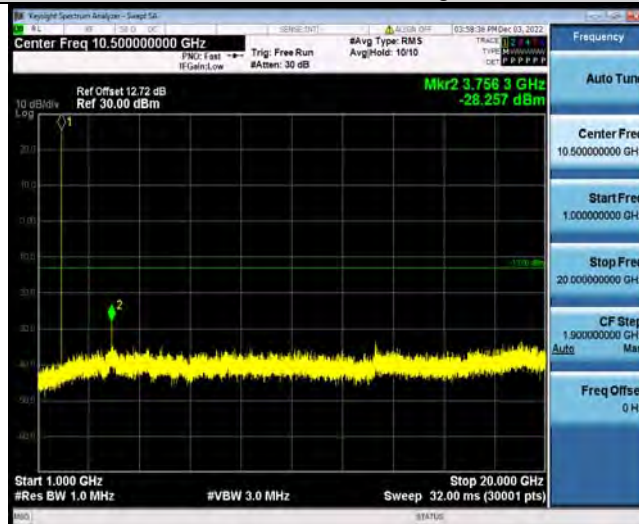
Test Report No.: W7L-P22110001RF05



Band2-5MHz-QPSK-18900-1RB#0-Range1:30~1000MHz



Band2-5MHz-QPSK-18900-1RB#0-Range2:1000~2000MHz

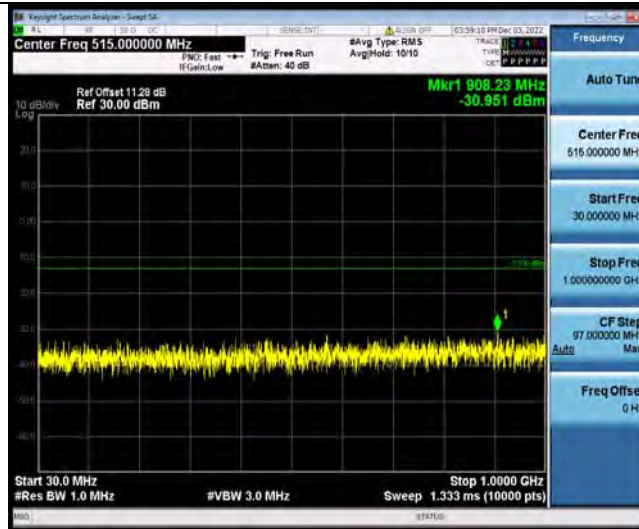


Band2-5MHz-QPSK-19175-1RB#0-Range1:30~1000MHz

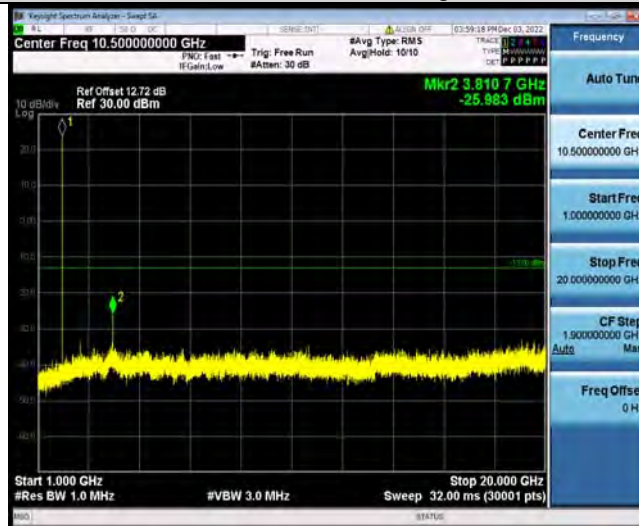


BUREAU VERITAS

Test Report No.: W7L-P22110001RF05



Band2-5MHz-QPSK-19175-1RB#0-Range2:1000~20000MHz



Band2-5MHz-16QAM-18625-1RB#0-Range1:30~1000MHz



Band2-5MHz-16QAM-18625-1RB#0-Range2:1000~20000MHz



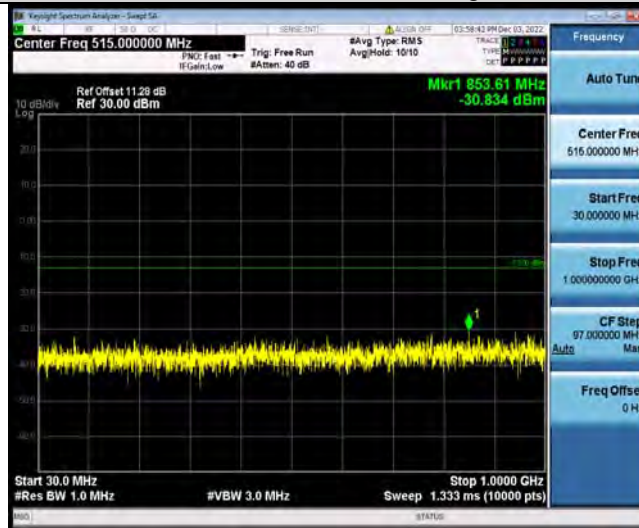


BUREAU VERITAS

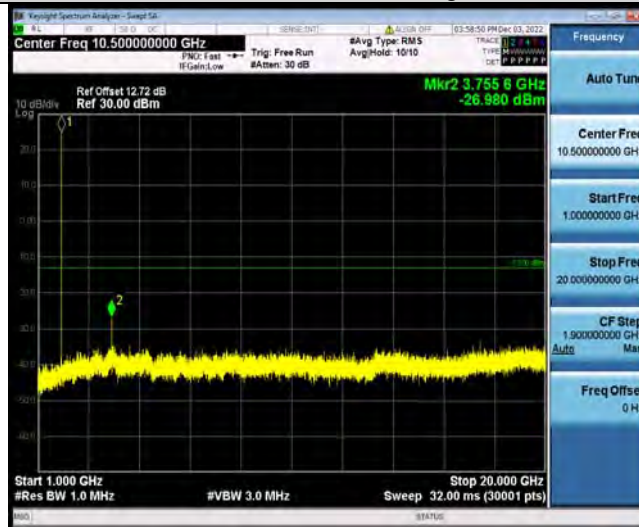
Test Report No.: W7L-P22110001RF05



Band2-5MHz-16QAM-18900-1RB#0-Range1:30~1000MHz



Band2-5MHz-16QAM-18900-1RB#0-Range2:1000~20000MHz

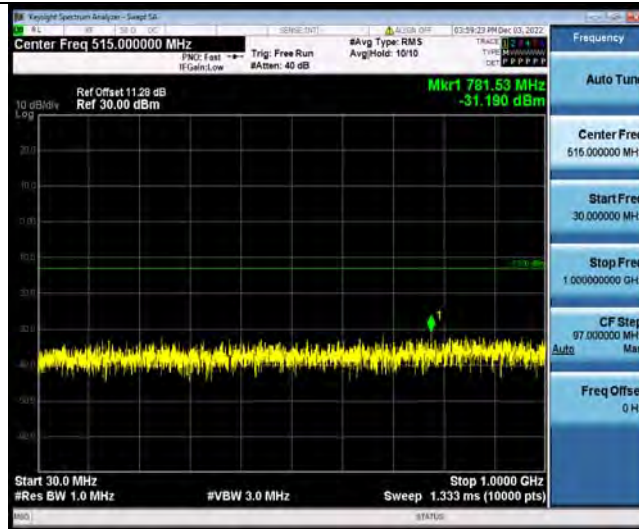


Band2-5MHz-16QAM-19175-1RB#0-Range1:30~1000MHz

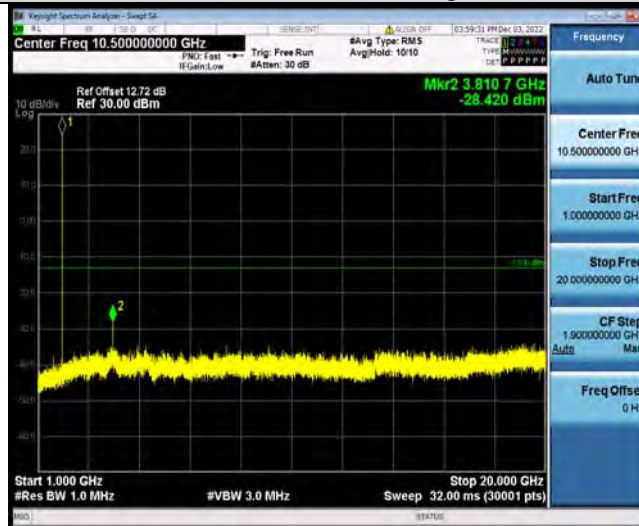


BUREAU VERITAS

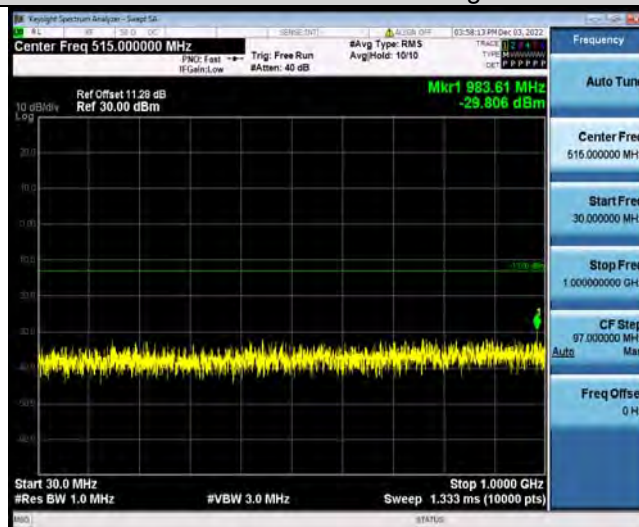
Test Report No.: W7L-P22110001RF05



Band2-5MHz-16QAM-19175-1RB#0-Range2:1000~20000MHz



Band2-5MHz-64QAM-18625-1RB#0-Range1:30~1000MHz

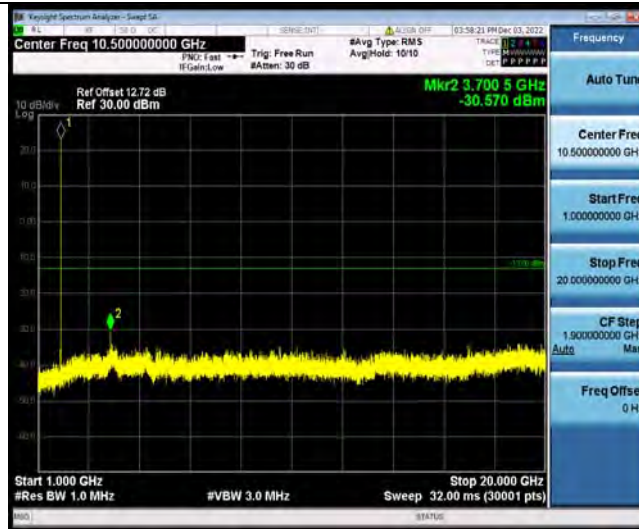


Band2-5MHz-64QAM-18625-1RB#0-Range2:1000~20000MHz

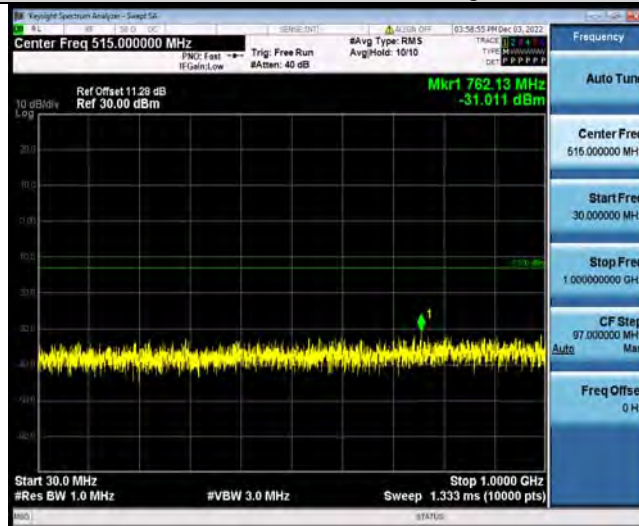


BUREAU VERITAS

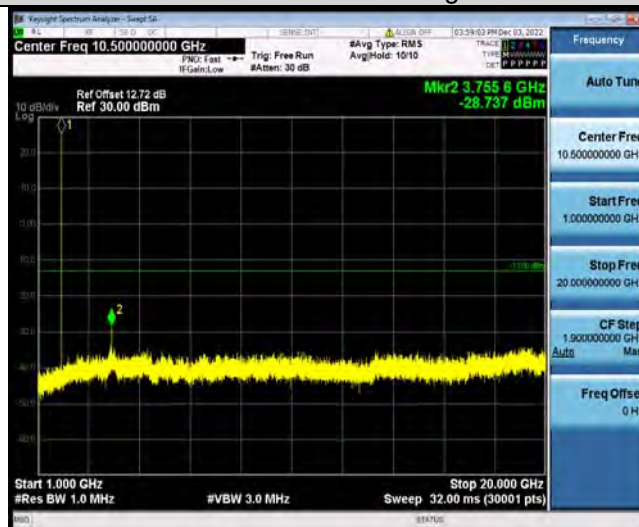
Test Report No.: W7L-P22110001RF05



Band2-5MHz-64QAM-18900-1RB#0-Range1:30~1000MHz



Band2-5MHz-64QAM-18900-1RB#0-Range2:1000~20000MHz

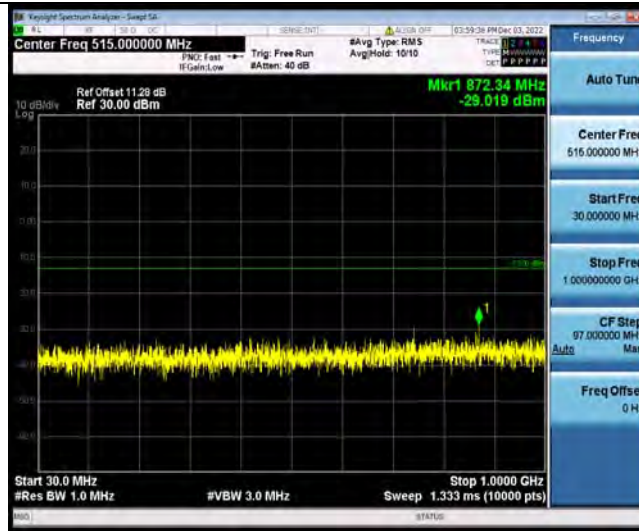


Band2-5MHz-64QAM-19175-1RB#0-Range1:30~1000MHz

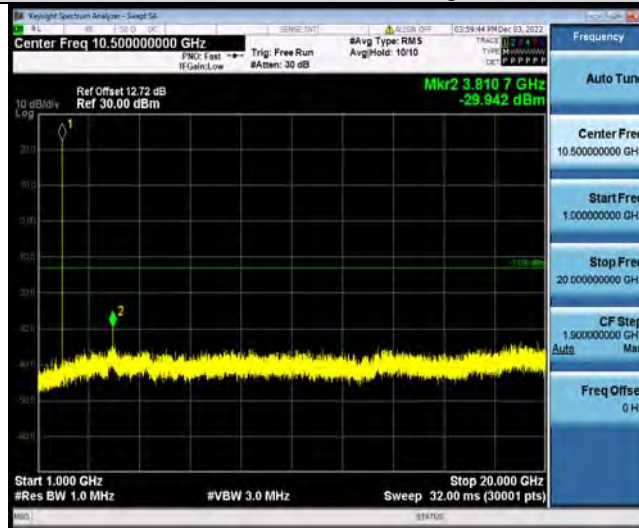


BUREAU VERITAS

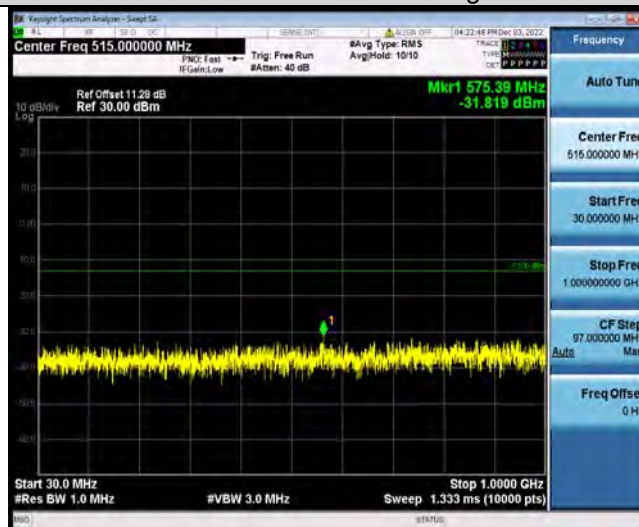
Test Report No.: W7L-P22110001RF05



Band2-5MHz-64QAM-19175-1RB#0-Range2:1000~20000MHz



Band2-10MHz-QPSK-18650-1RB#0-Range1:30~1000MHz



Band2-10MHz-QPSK-18650-1RB#0-Range2:1000~20000MHz