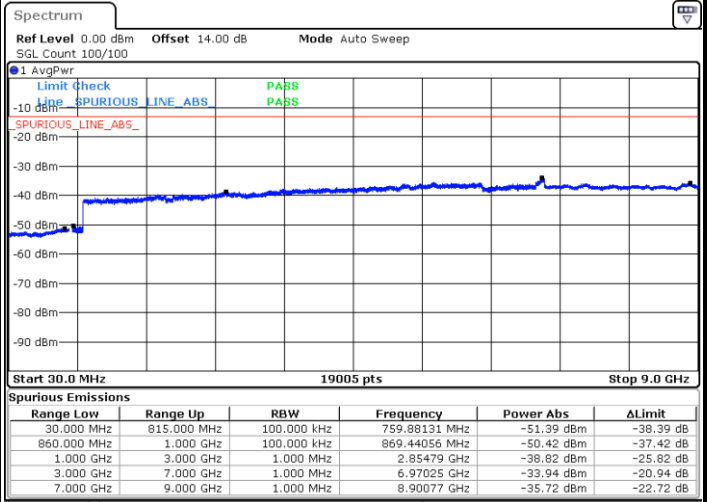
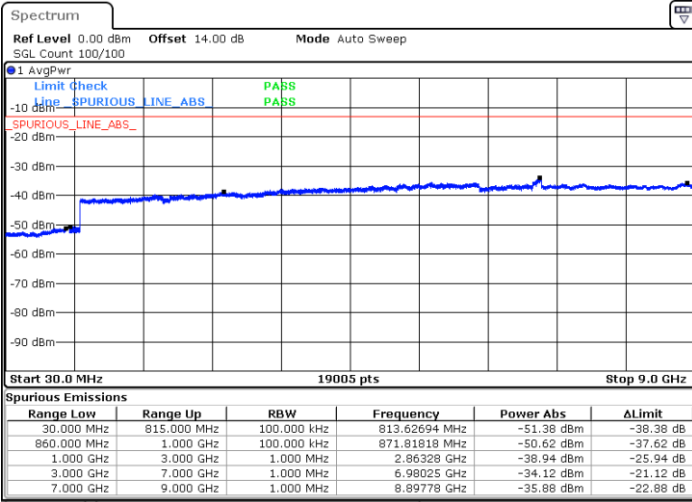




LTE Band 5 / 5MHz

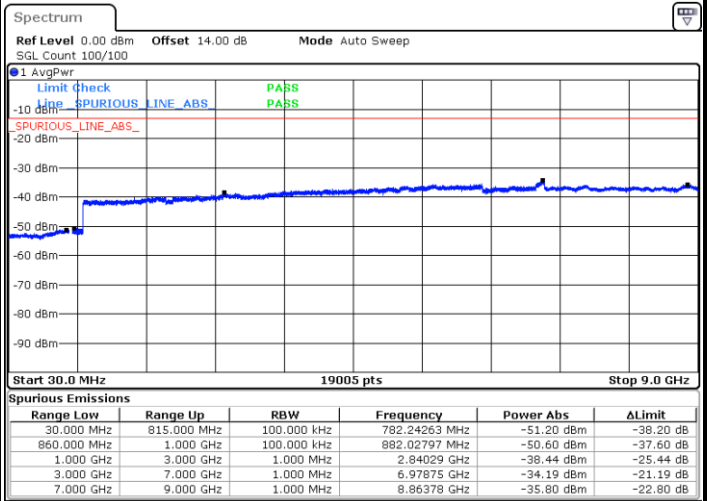
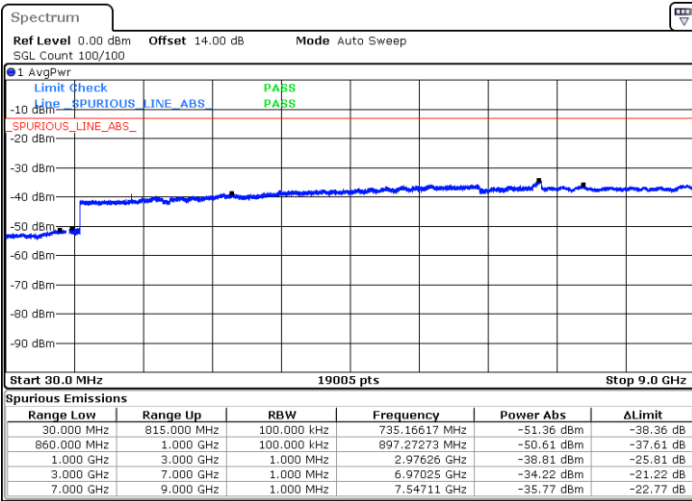
Lowest Channel / QPSK

Lowest Channel / 16QAM



Middle Channel / QPSK

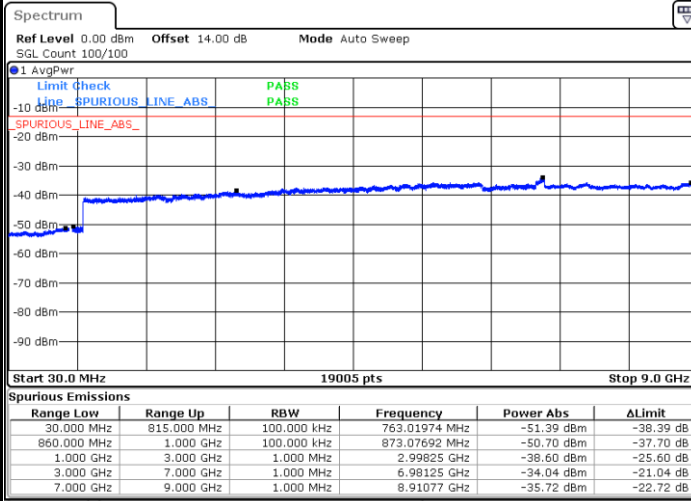
Middle Channel / 16QAM



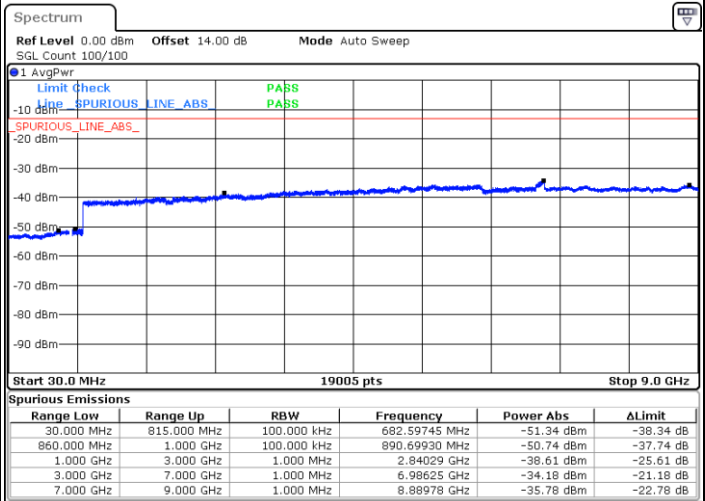


LTE Band 5 / 5MHz

Highest Channel / QPSK

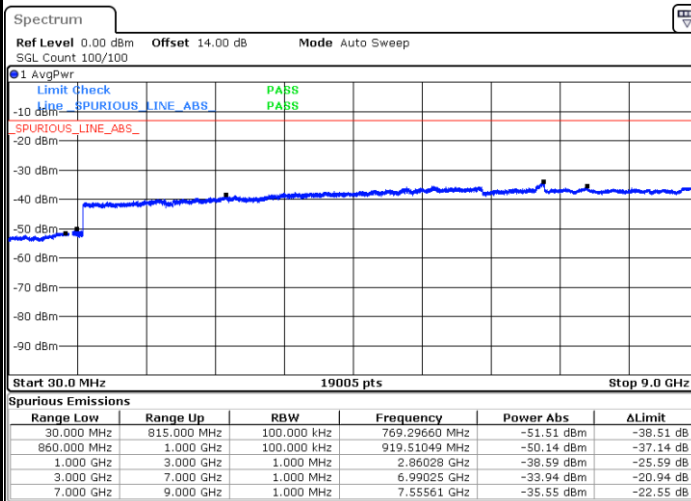


Highest Channel / 16QAM

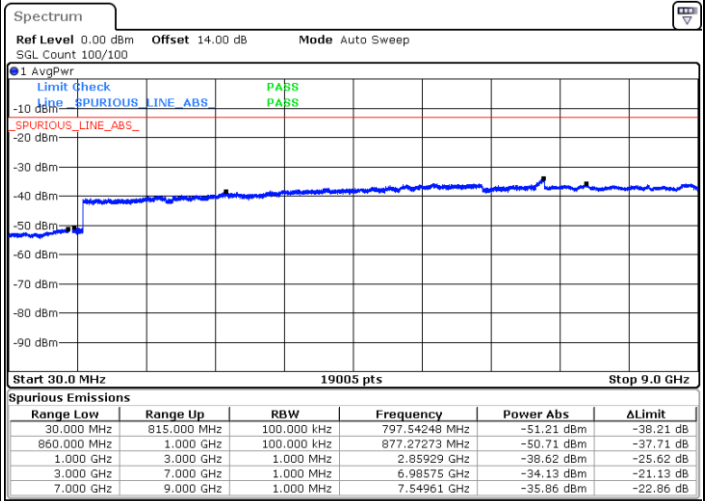


LTE Band 5 / 10MHz

Lowest Channel / QPSK



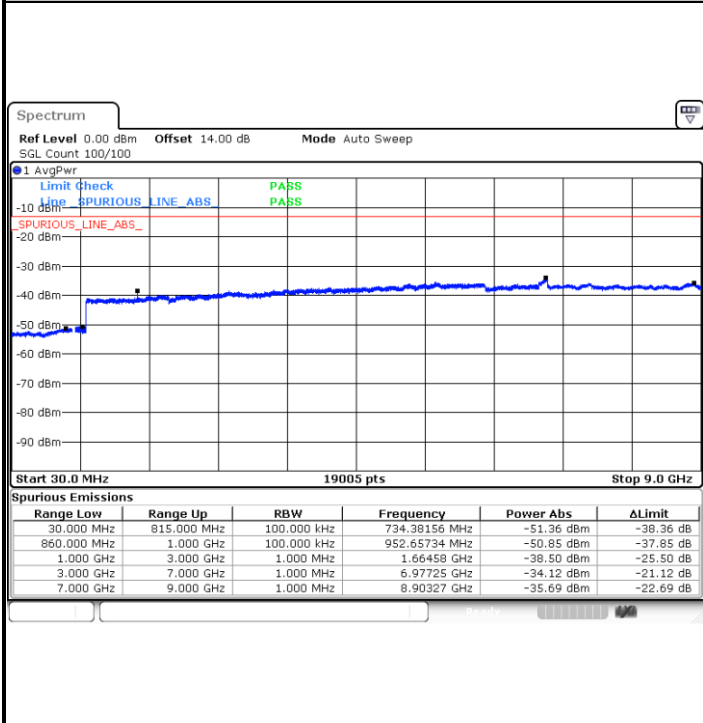
Lowest Channel / 16QAM



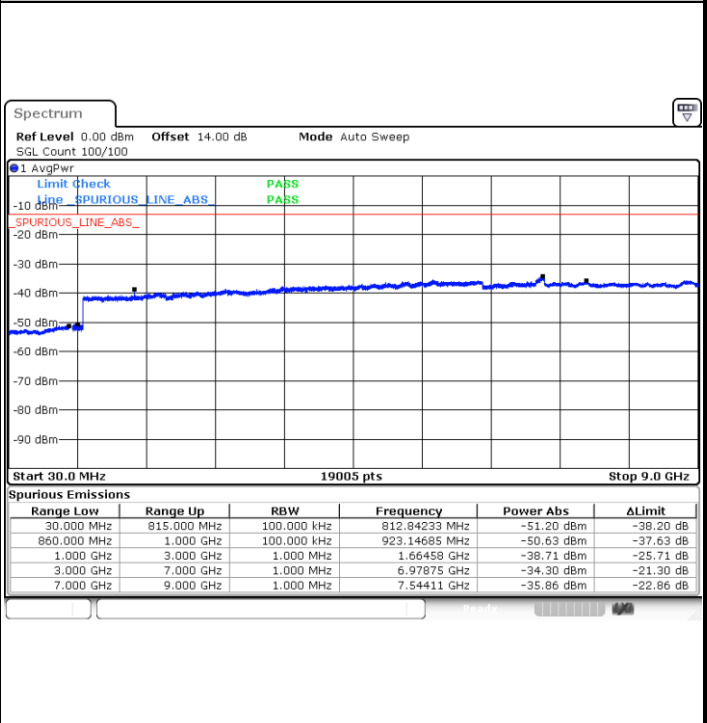


LTE Band 5 / 10MHz

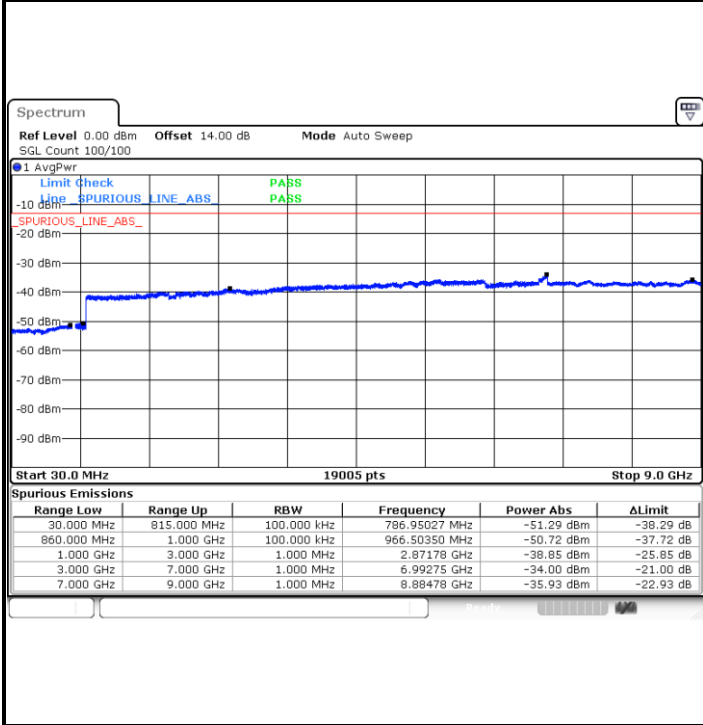
Middle Channel / QPSK



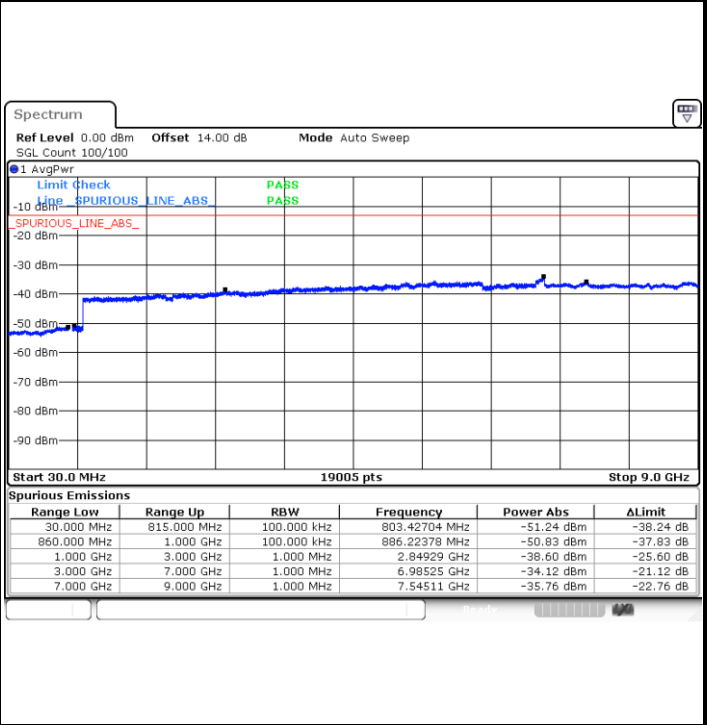
Middle Channel / 16QAM



Highest Channel / QPSK



Highest Channel / 16QAM

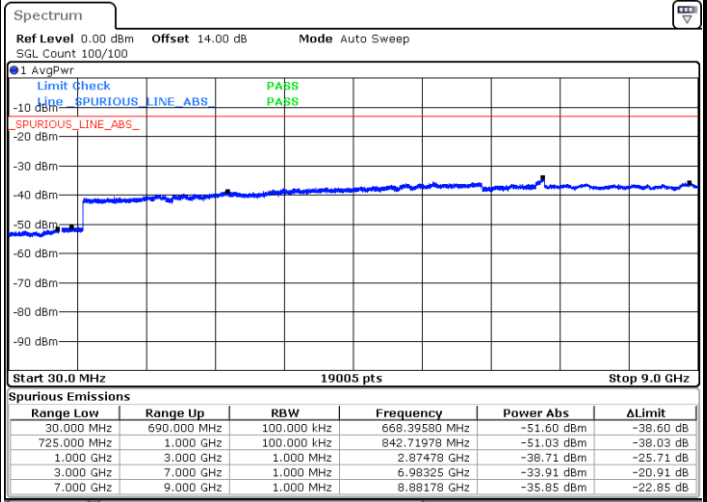
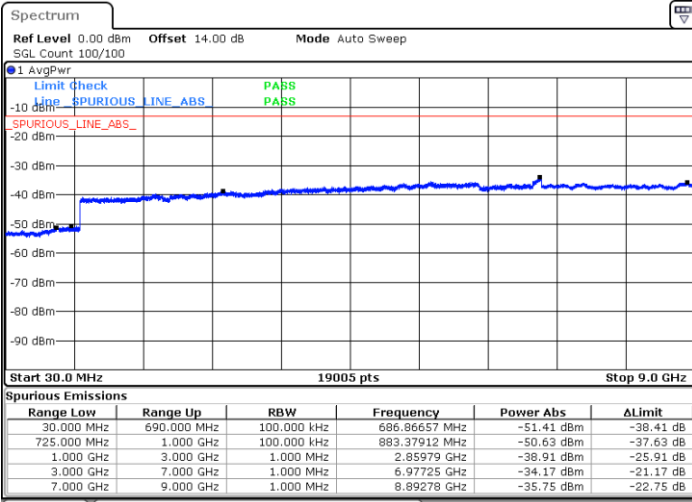




LTE Band 12 / 1.4MHz

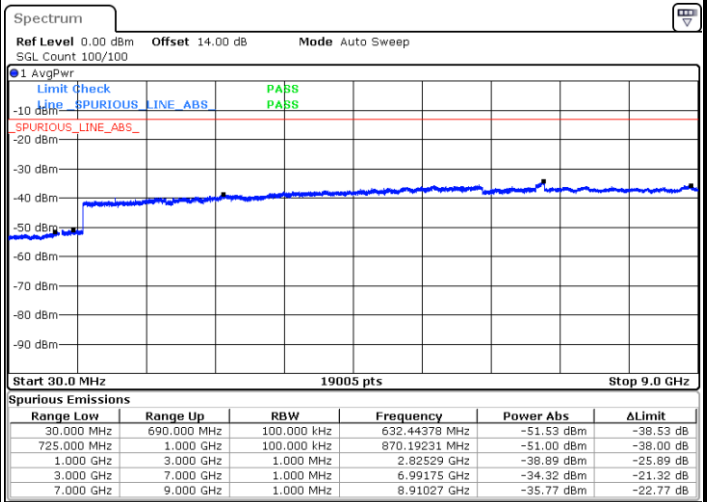
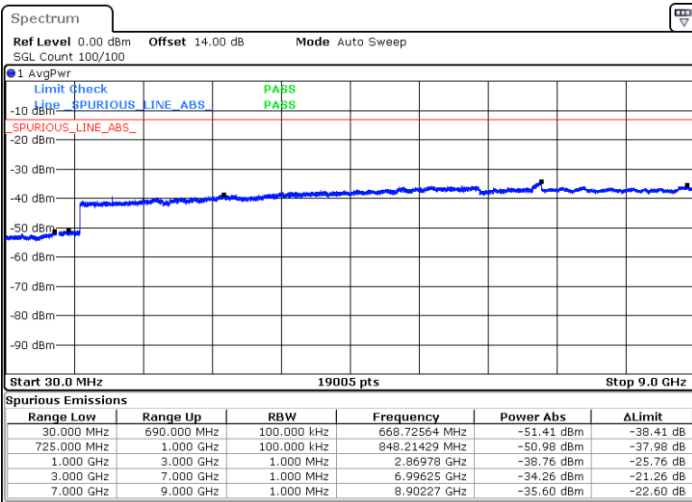
Lowest Channel / QPSK

Lowest Channel / 16QAM



Middle Channel / QPSK

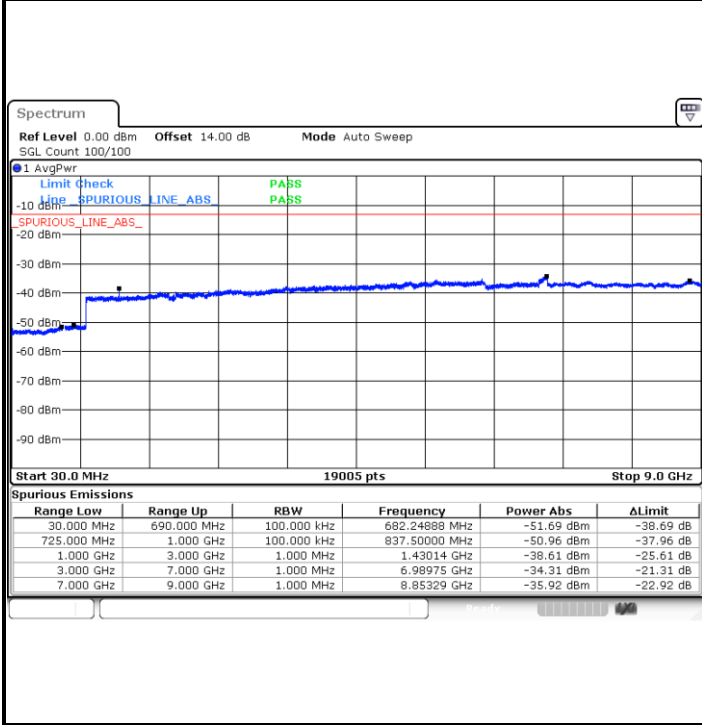
Middle Channel / 16QAM



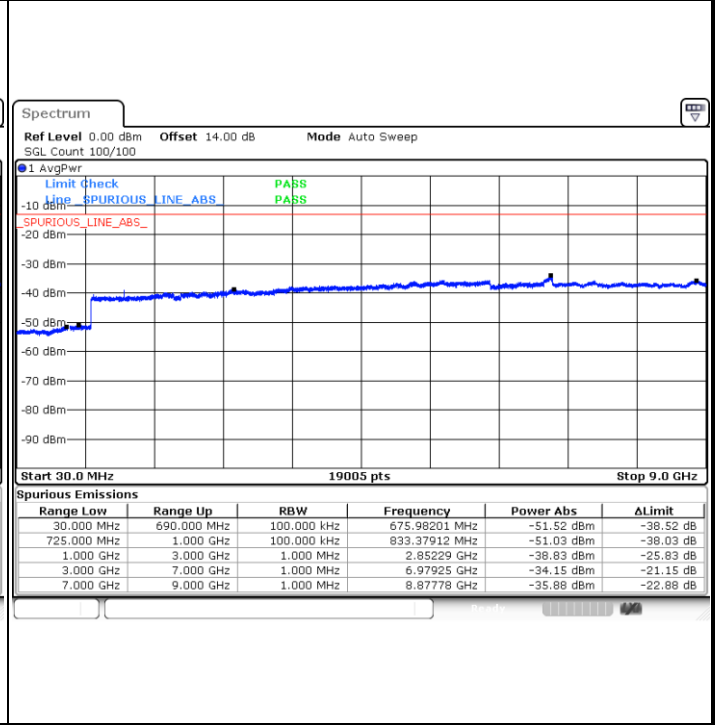


LTE Band 12 / 1.4MHz

Highest Channel / QPSK

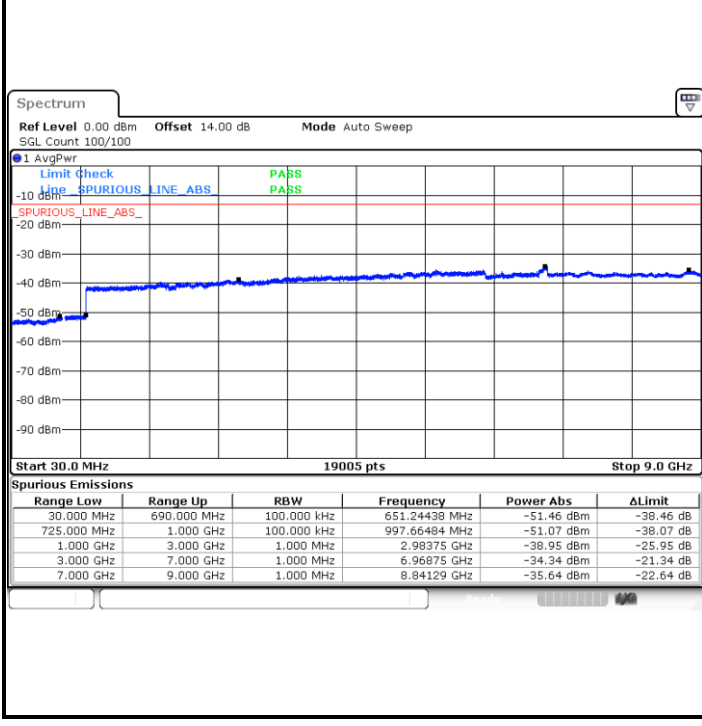


Highest Channel / 16QAM

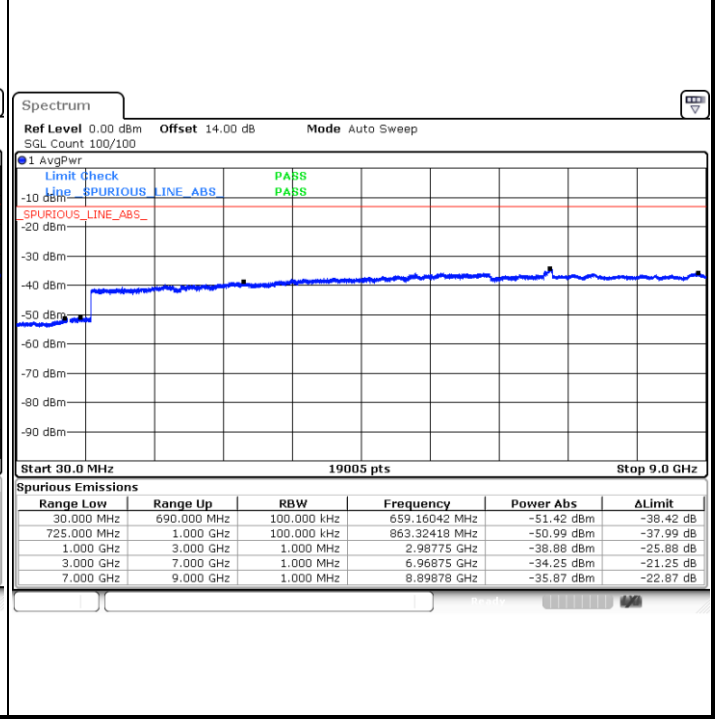


LTE Band 12 / 3MHz

Lowest Channel / QPSK



Lowest Channel / 16QAM



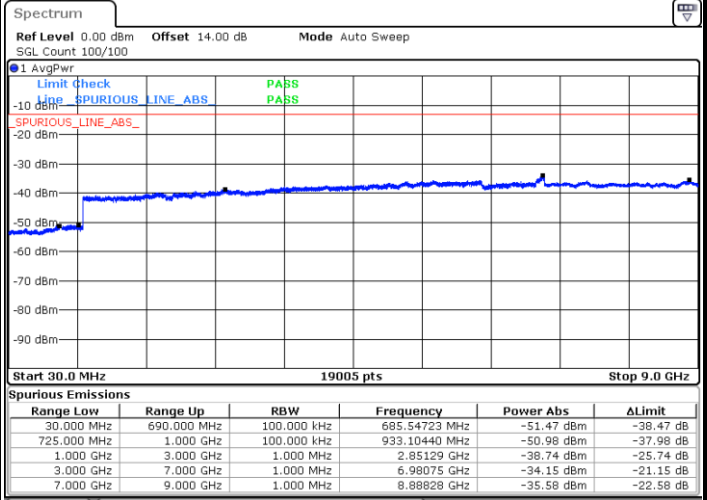
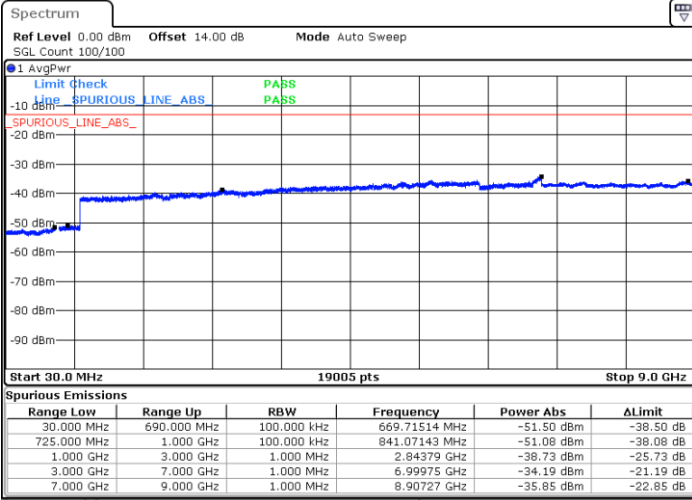




LTE Band 12 / 5MHz

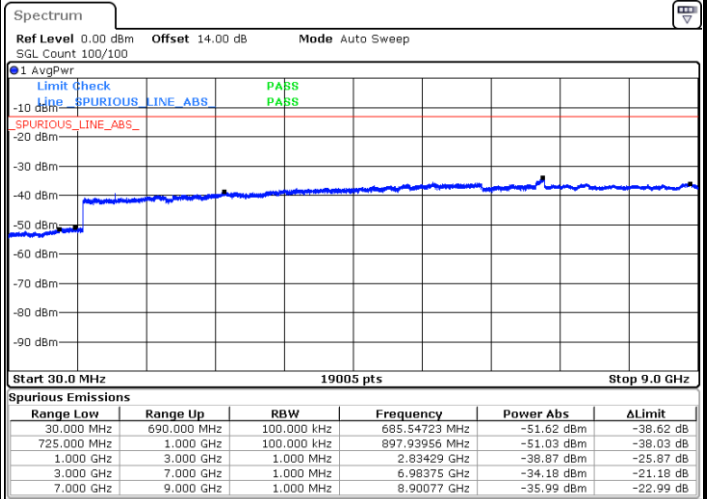
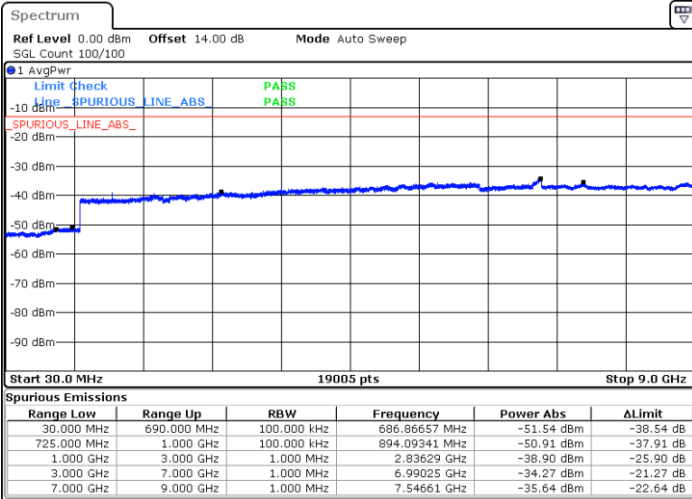
Lowest Channel / QPSK

Lowest Channel / 16QAM



Middle Channel / QPSK

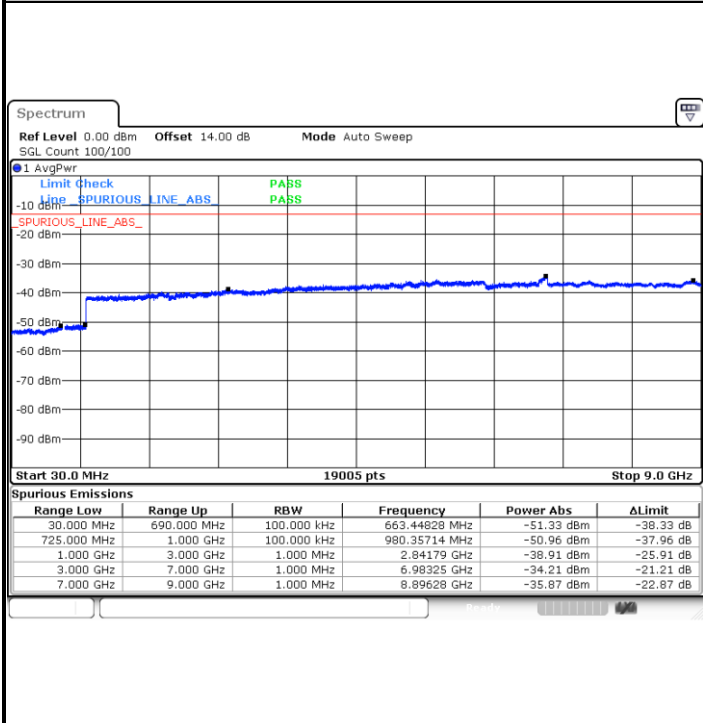
Middle Channel / 16QAM



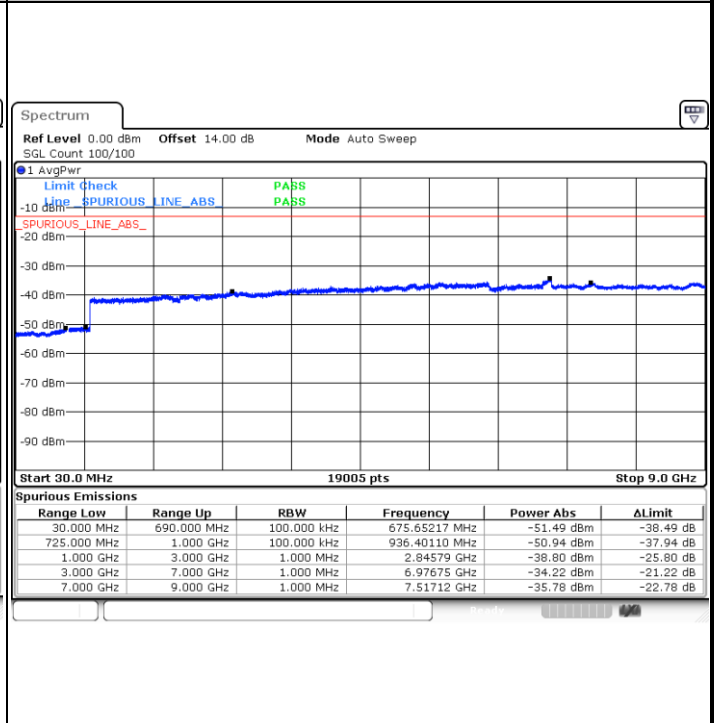


LTE Band 12 / 5MHz

Highest Channel / QPSK

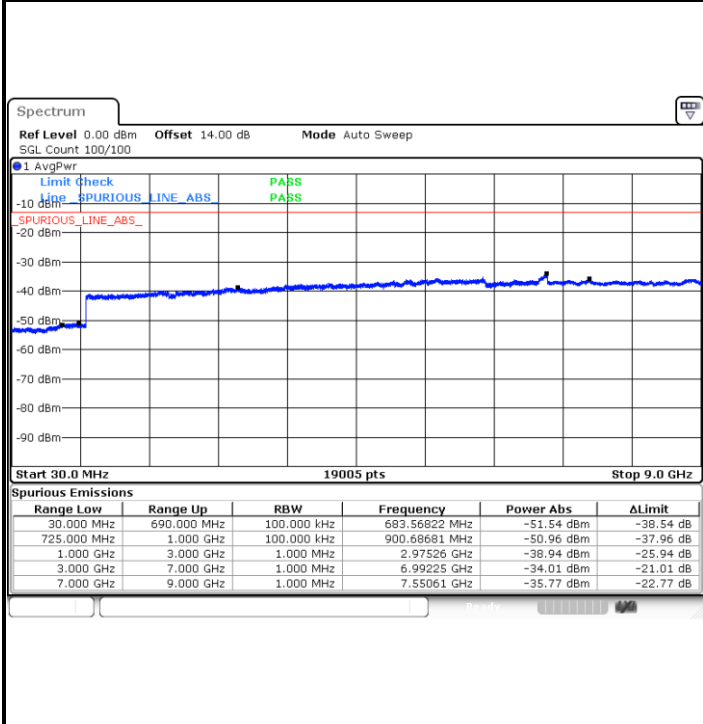


Highest Channel / 16QAM

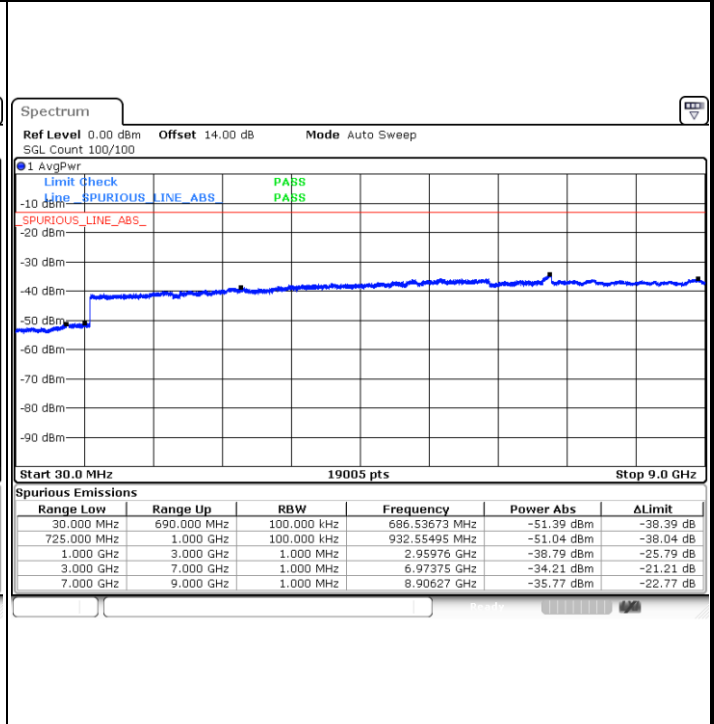


LTE Band 12 / 10MHz

Lowest Channel / QPSK



Lowest Channel / 16QAM

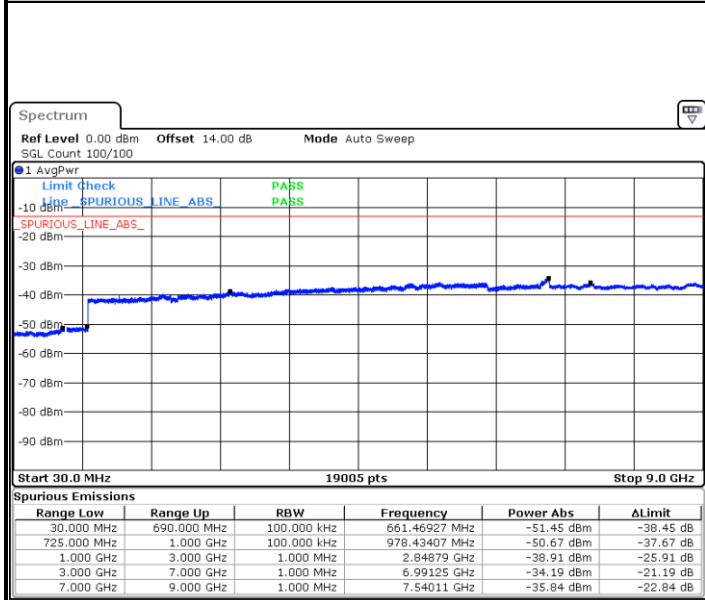




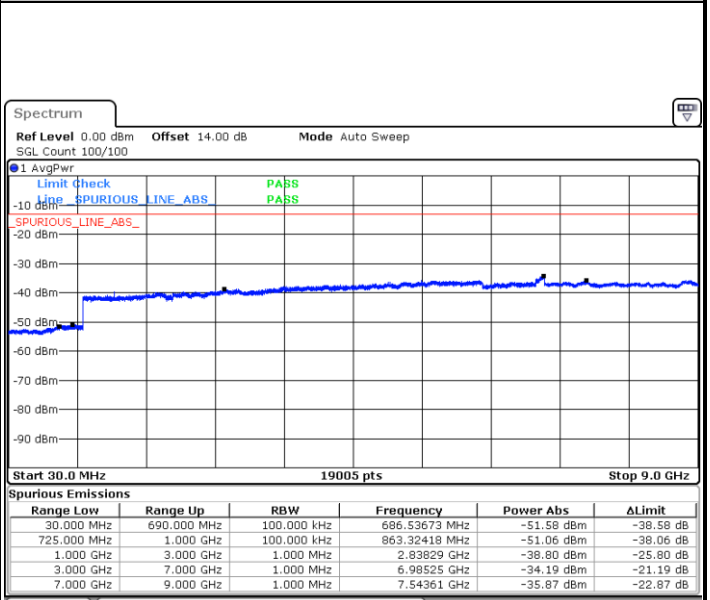


LTE Band 12 / 10MHz

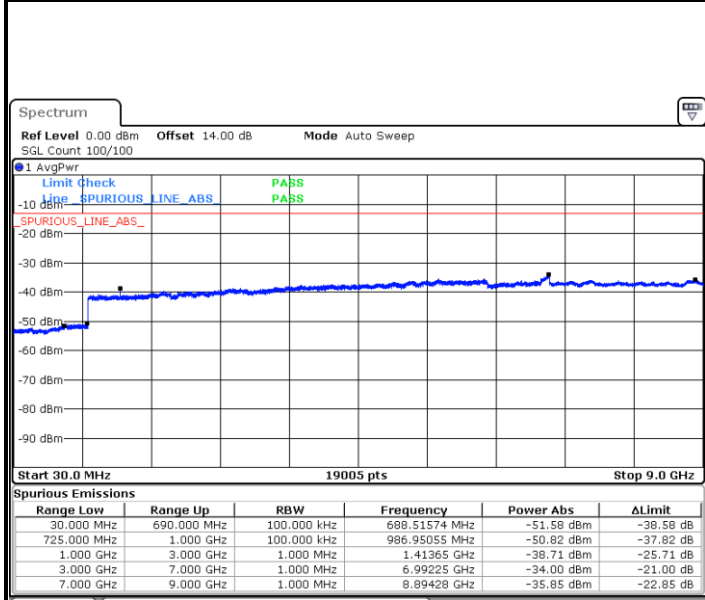
Middle Channel / QPSK



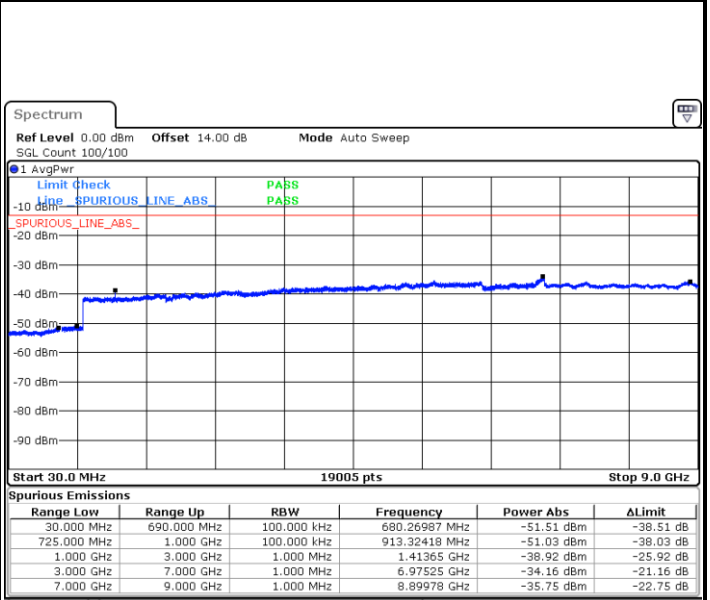
Middle Channel / 16QAM



Highest Channel / QPSK



Highest Channel / 16QAM

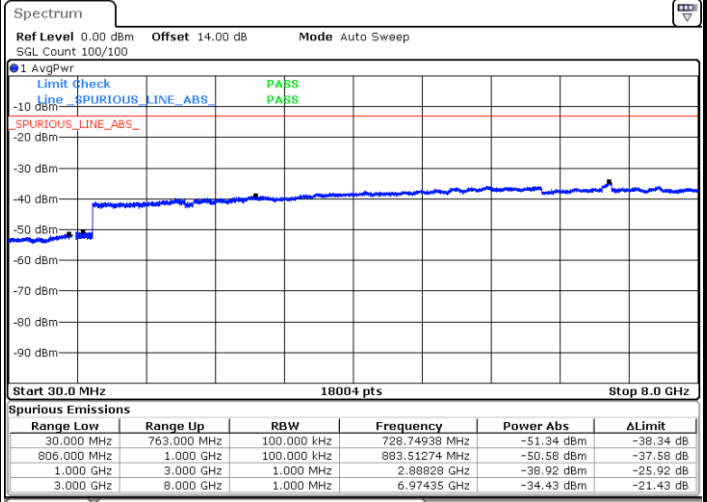
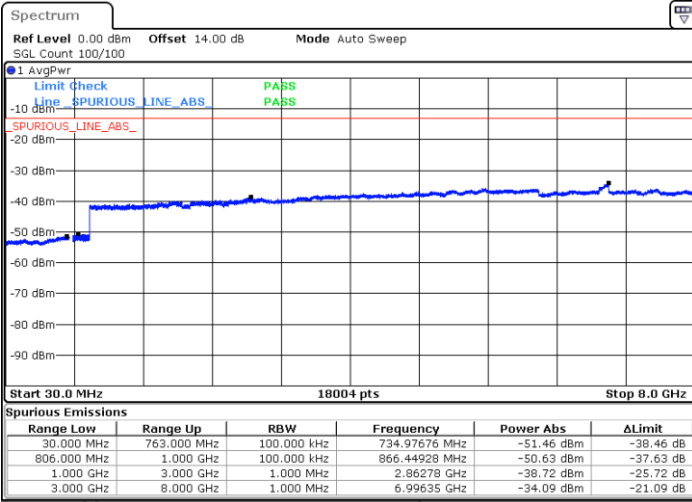




LTE Band 13 / 5MHz

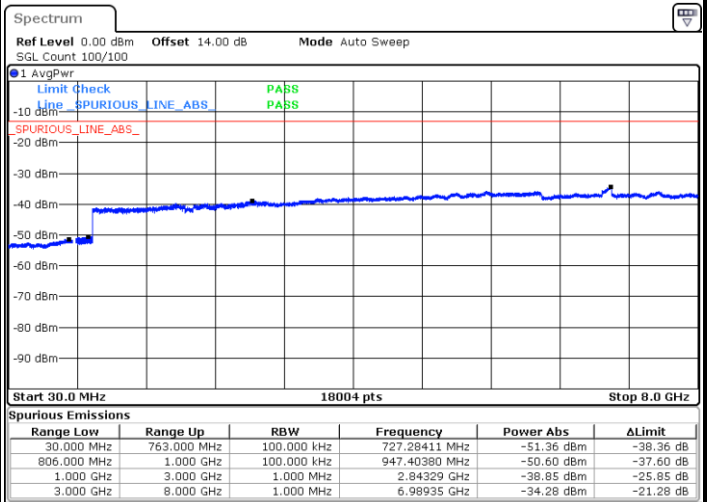
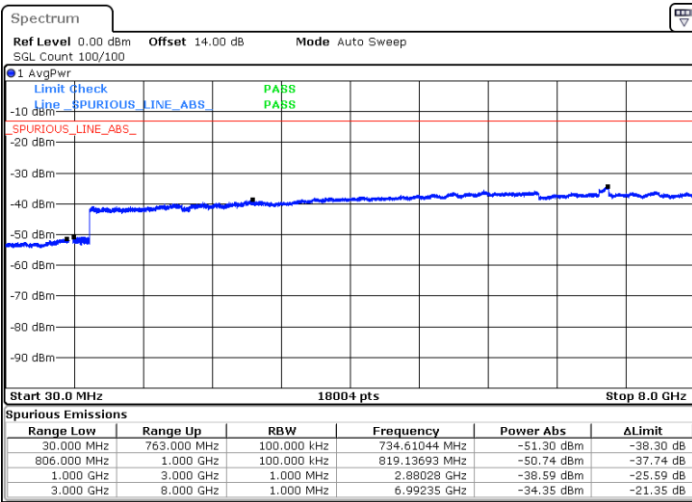
Lowest Channel / QPSK

Lowest Channel / 16QAM



Middle Channel / QPSK

Middle Channel / 16QAM

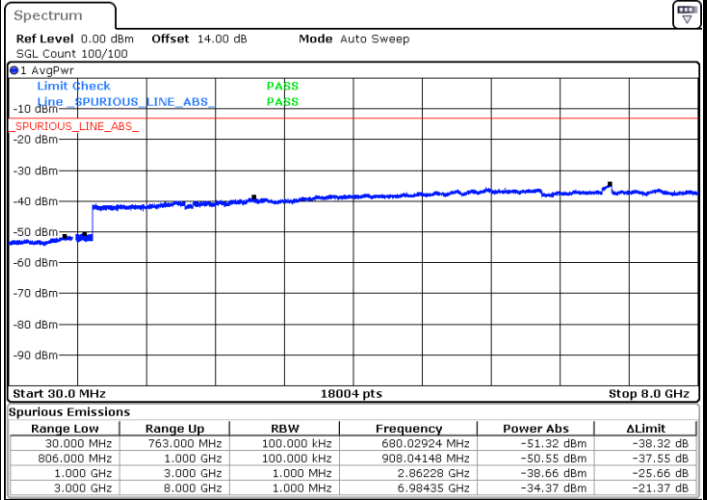
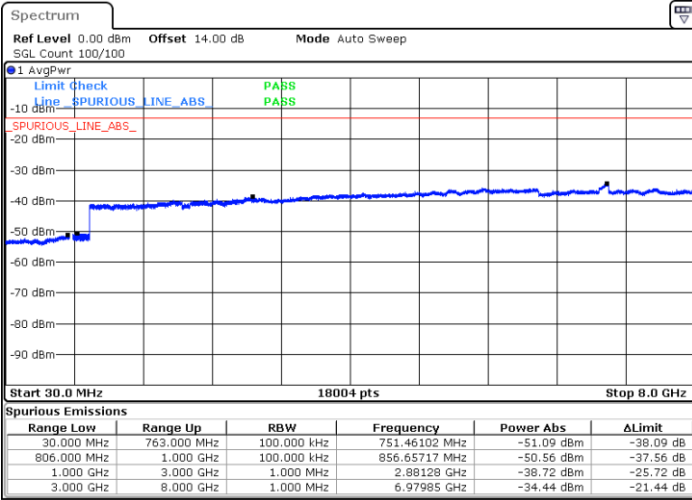




LTE Band 13 / 5MHz

Highest Channel / QPSK

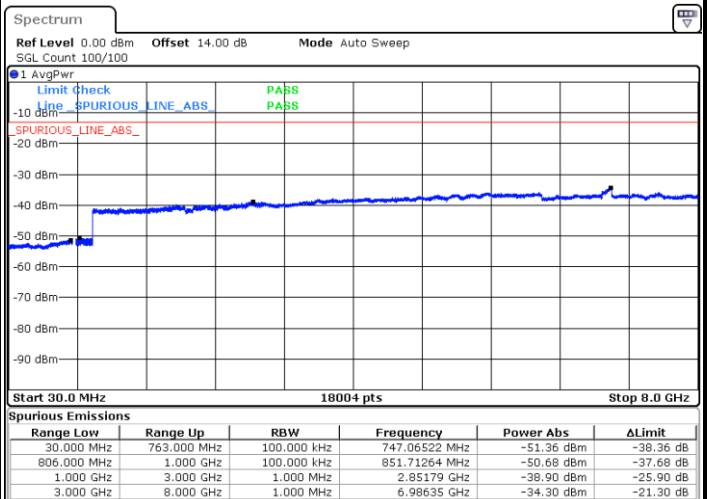
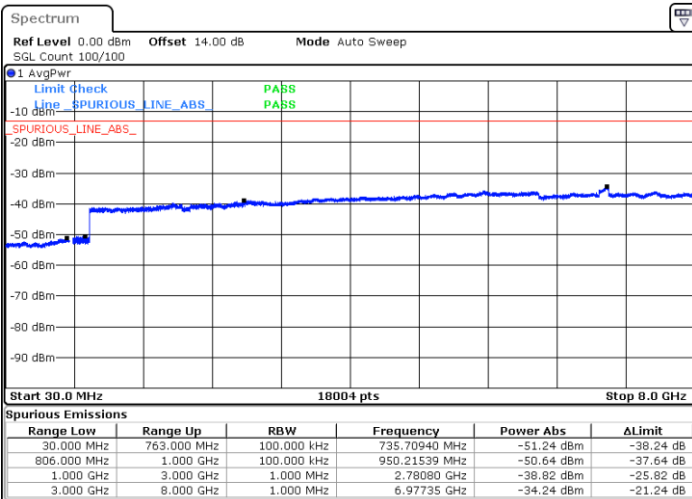
Highest Channel / 16QAM



LTE Band 13 / 10MHz

Middle Channel / QPSK

Middle Channel / 16QAM

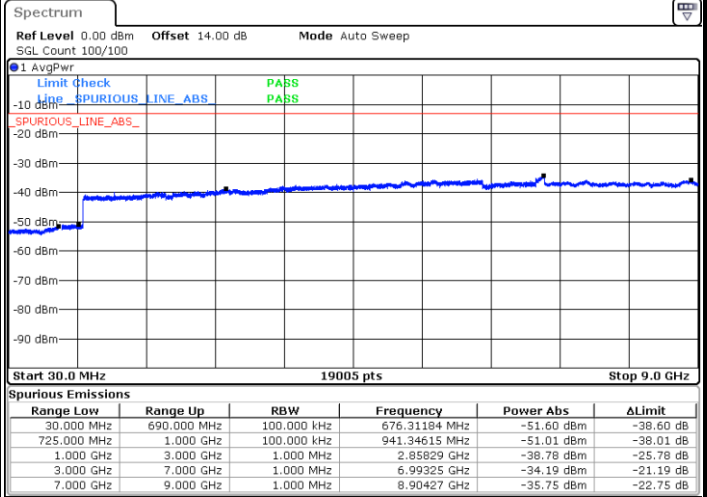
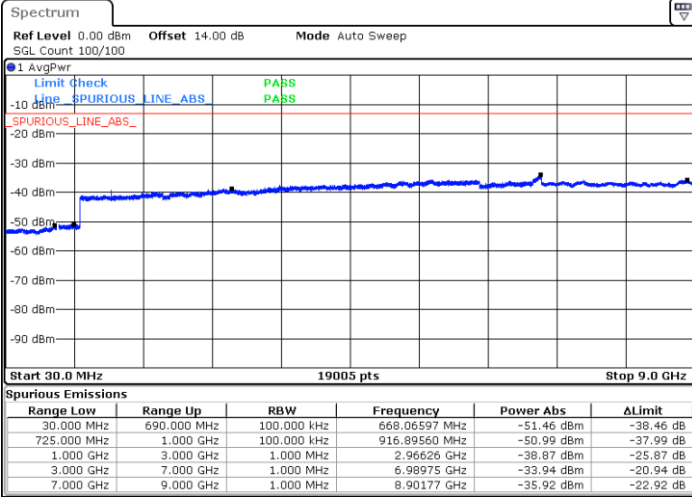




LTE Band 17 / 5MHz

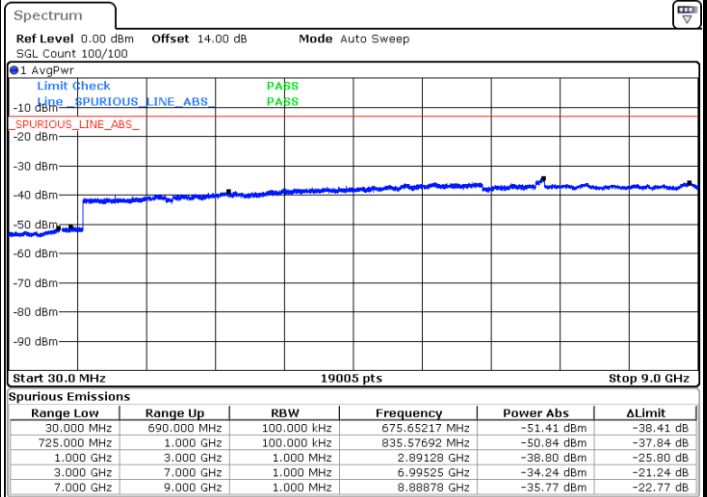
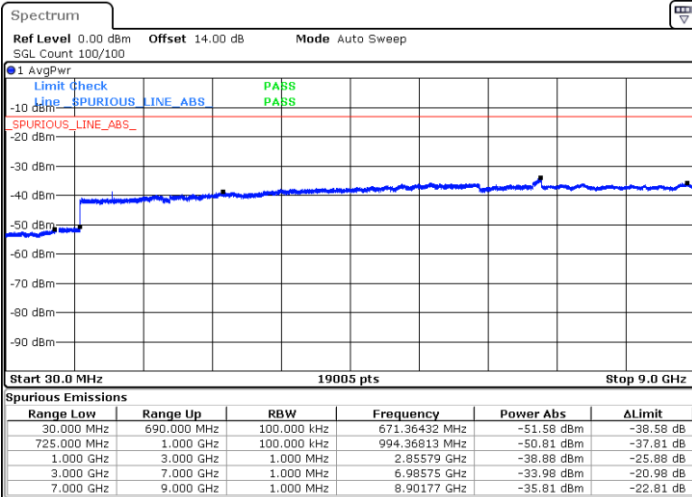
Lowest Channel / QPSK

Lowest Channel / 16QAM



Middle Channel / QPSK

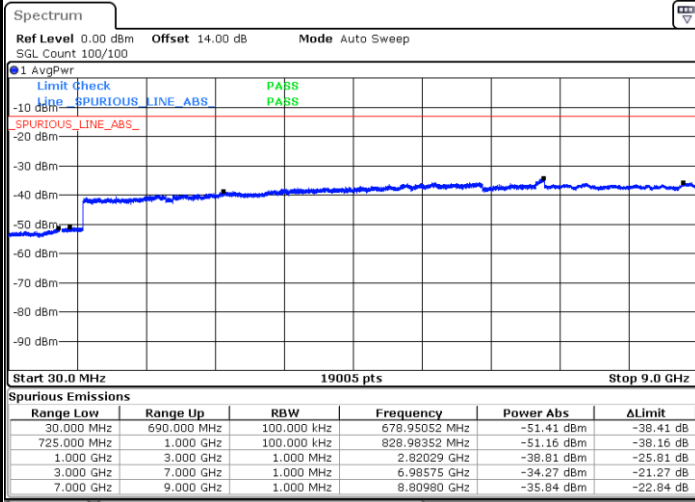
Middle Channel / 16QAM



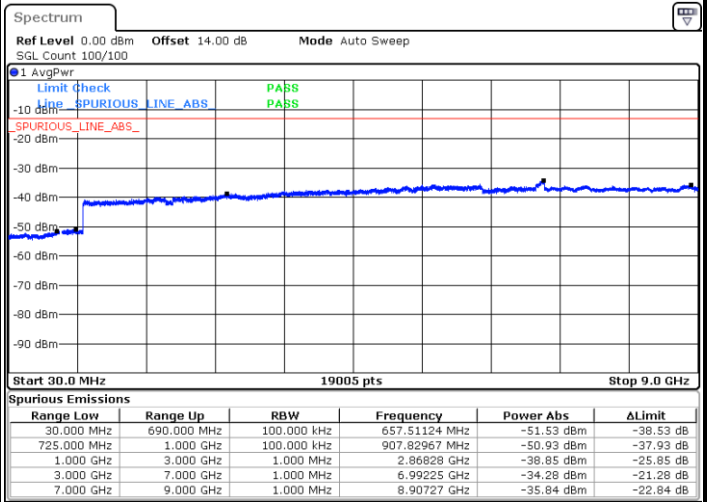


LTE Band 17 / 5MHz

Highest Channel / QPSK

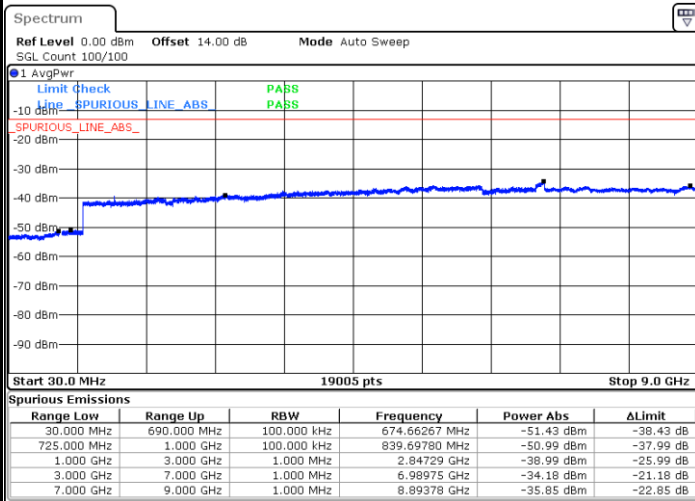


Highest Channel / 16QAM

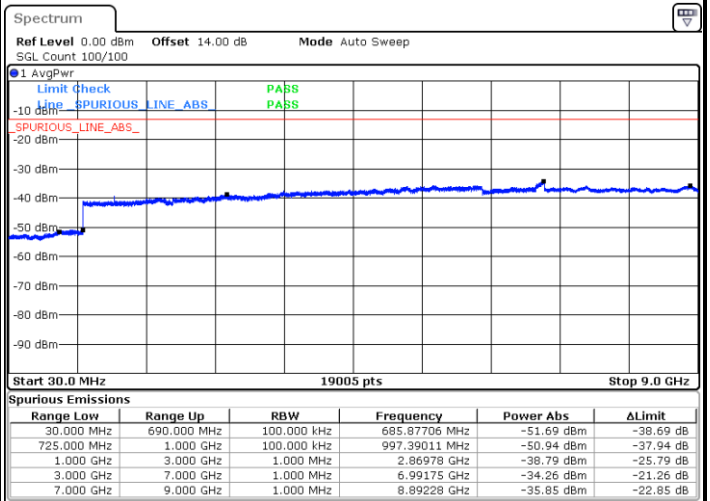


LTE Band 17 / 10MHz

Lowest Channel / QPSK



Lowest Channel / 16QAM

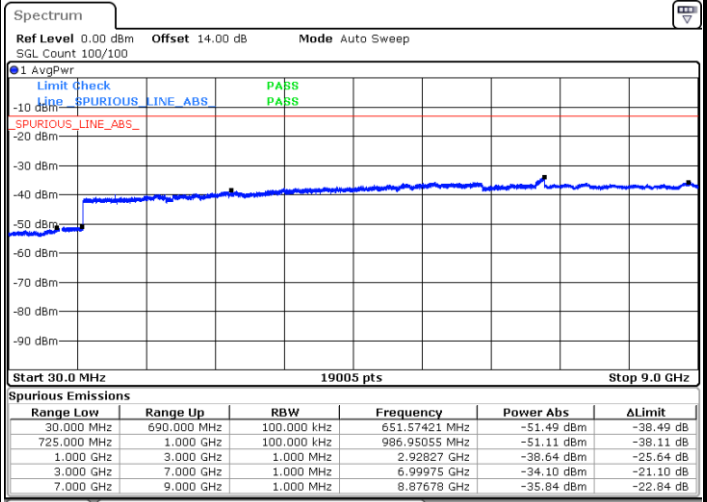
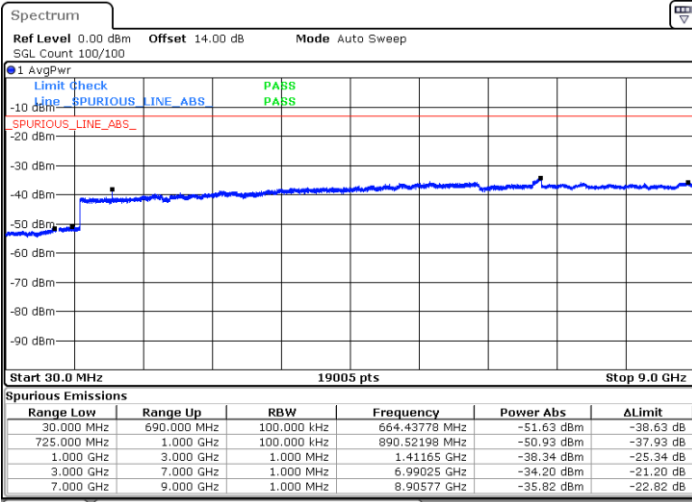




LTE Band 17 / 10MHz

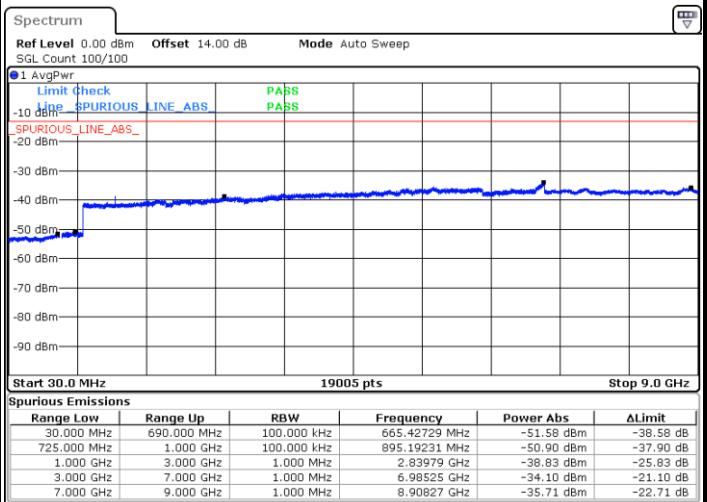
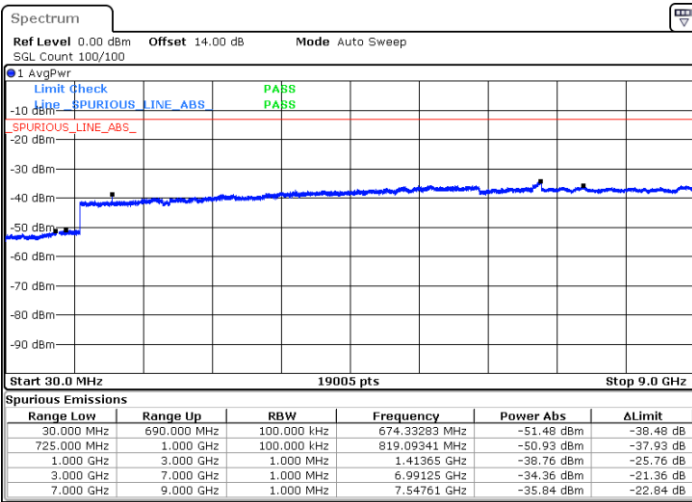
Middle Channel / QPSK

Middle Channel / 16QAM



Highest Channel / QPSK

Highest Channel / 16QAM





Frequency Stability

Test Conditions		LTE Band 2 (QPSK) / Middle Channel	Limit
Temperature (°C)	Voltage (Volt)	BW 10MHz	Note 2.
		Deviation (ppm)	Result
50	Normal Voltage	0.0003	PASS
40	Normal Voltage	0.0005	
30	Normal Voltage	0.0004	
20(Ref.)	Normal Voltage	0.0000	
10	Normal Voltage	0.0004	
0	Normal Voltage	0.0002	
-10	Normal Voltage	0.0001	
-20	Normal Voltage	0.0001	
-30	Normal Voltage	0.0003	
20	Maximum Voltage	0.0005	
20	Normal Voltage	0.0000	
20	Battery End Point	0.0002	

Note:

1. Normal Voltage =7.2 V. ; Battery End Point (BEP) =6.8 V. ; Maximum Voltage =8.4 V.
2. Note: The frequency fundamental emissions stay within the authorized frequency block.



Test Conditions		LTE Band 4 (QPSK) / Middle Channel	Limit
Temperature (°C)	Voltage (Volt)	BW 10MHz	Note 2.
		Deviation (ppm)	Result
50	Normal Voltage	0.0004	PASS
40	Normal Voltage	0.0001	
30	Normal Voltage	0.0001	
20(Ref.)	Normal Voltage	0.0000	
10	Normal Voltage	0.0003	
0	Normal Voltage	0.0002	
-10	Normal Voltage	0.0001	
-20	Normal Voltage	0.0002	
-30	Normal Voltage	0.0003	
20	Maximum Voltage	0.0002	
20	Normal Voltage	0.0000	
20	Battery End Point	0.0003	

**Note:**

- 1. Normal Voltage =7.2 V. ; Battery End Point (BEP) =6.8 V. ; Maximum Voltage =8.4 V.
- 2. Note: The frequency fundamental emissions stay within the authorized frequency block.





Test Conditions		LTE Band 5 (QPSK) / Middle Channel	Limit
Temperature (°C)	Voltage (Volt)	BW 10MHz	2.5ppm
		Deviation (ppm)	Result
50	Normal Voltage	0.0007	PASS
40	Normal Voltage	0.0006	
30	Normal Voltage	0.0012	
20(Ref.)	Normal Voltage	0.0000	
10	Normal Voltage	0.0010	
0	Normal Voltage	0.0004	
-10	Normal Voltage	0.0014	
-20	Normal Voltage	0.0010	
-30	Normal Voltage	0.0005	
20	Maximum Voltage	0.0001	
20	Normal Voltage	0.0000	
20	Battery End Point	0.0014	

**Note:**

1. Normal Voltage =7.2 V. ; Battery End Point (BEP) =6.8 V. ; Maximum Voltage =8.4 V.
2. Note: The frequency fundamental emissions stay within the authorized frequency block.



Test Conditions		LTE Band 12 (QPSK) / Middle Channel	Limit
Temperature (°C)	Voltage (Volt)	BW 10MHz	Note 2.
		Deviation (ppm)	Result
50	Normal Voltage	0.0007	PASS
40	Normal Voltage	0.0008	
30	Normal Voltage	0.0013	
20(Ref.)	Normal Voltage	0.0000	
10	Normal Voltage	0.0011	
0	Normal Voltage	0.0008	
-10	Normal Voltage	0.0013	
-20	Normal Voltage	0.0007	
-30	Normal Voltage	0.0021	
20	Maximum Voltage	0.0004	
20	Normal Voltage	0.0000	
20	Battery End Point	0.0008	

**Note:**

1. Normal Voltage =7.2 V. ; Battery End Point (BEP) =6.8 V. ; Maximum Voltage =8.4 V.
2. Note: The frequency fundamental emissions stay within the authorized frequency block.



Test Conditions		LTE Band 13 (QPSK) / Middle Channel	Limit
Temperature (°C)	Voltage (Volt)	BW 10MHz	Note 2.
		Deviation (ppm)	Result
50	Normal Voltage	0.0017	PASS
40	Normal Voltage	0.0008	
30	Normal Voltage	0.0014	
20(Ref.)	Normal Voltage	0.0000	
10	Normal Voltage	0.0003	
0	Normal Voltage	0.0004	
-10	Normal Voltage	0.0014	
-20	Normal Voltage	0.0008	
-30	Normal Voltage	0.0012	
20	Maximum Voltage	0.0013	
20	Normal Voltage	0.0000	
20	Battery End Point	0.0008	

**Note:**

1. Normal Voltage =7.2 V. ; Battery End Point (BEP) =6.8 V. ; Maximum Voltage =8.4 V.
2. Note: The frequency fundamental emissions stay within the authorized frequency block.



Test Conditions		LTE Band 17 (QPSK) / Middle Channel	Limit
Temperature (°C)	Voltage (Volt)	BW 10MHz	Note 2.
		Deviation (ppm)	Result
50	Normal Voltage	0.0006	PASS
40	Normal Voltage	0.0004	
30	Normal Voltage	0.0014	
20(Ref.)	Normal Voltage	0.0000	
10	Normal Voltage	0.0013	
0	Normal Voltage	0.0006	
-10	Normal Voltage	0.0001	
-20	Normal Voltage	0.0004	
-30	Normal Voltage	0.0004	
20	Maximum Voltage	0.0007	
20	Normal Voltage	0.0000	
20	Battery End Point	0.0003	

**Note:**

1. Normal Voltage =7.2 V. ; Battery End Point (BEP) =6.8 V. ; Maximum Voltage =8.4 V.
2. Note: The frequency fundamental emissions stay within the authorized frequency block.



# Appendix B. Test Results of Radiated Test

## Radiated Spurious Emission

LTE Band 2 / 1.4MHz / QPSK									
Channel	Frequency ( MHz )	EIRP ( dBm )	Limit ( dBm )	Over Limit ( dB )	SPA Reading (dBm)	S.G. Power ( dBm )	TX Cable loss ( dB )	TX Antenna Gain (dBi)	Polarization (H/V)
Lowest	3700.32	-48.03	-13	-35.03	-69.58	-54.79	5.82	12.58	H
	5550.48	-45.32	-13	-32.32	-70.95	-51.04	7.28	13.00	H
	7400.64	-47.19	-13	-34.19	-78.19	-50.35	8.32	11.48	H
	3700.32	-49.00	-13	-36.00	-69.88	-55.76	5.82	12.58	V
	5550.48	-45.81	-13	-32.81	-70.68	-51.53	7.28	13.00	V
	7400.64	-47.90	-13	-34.90	-78.19	-51.06	8.32	11.48	V
Middle	3758.92	-47.82	-13	-34.82	-69.57	-54.57	5.85	12.60	H
	5638.38	-42.68	-13	-29.68	-68.21	-48.48	7.30	13.10	H
	7517.84	-48.03	-13	-35.03	-78.34	-51.18	8.35	11.50	H
	3758.92	-51.10	-13	-38.10	-72.08	-57.85	5.85	12.60	V
	5638.38	-44.56	-13	-31.56	-69.03	-50.36	7.30	13.10	V
	7517.84	-48.34	-13	-35.34	-78.05	-51.49	8.35	11.50	V
Highest	3817.52	-45.39	-13	-32.39	-67.43	-52.13	5.88	12.62	H
	5726.28	-45.29	-13	-32.29	-71.21	-51.10	7.32	13.13	H
	7635.04	-47.93	-13	-34.93	-77.73	-51.09	8.38	11.54	H
	3817.52	-45.85	-13	-32.85	-67.04	-52.59	5.88	12.62	V
	5726.28	-45.40	-13	-32.40	-70.39	-51.21	7.32	13.13	V
	7635.04	-48.73	-13	-35.73	-78.02	-51.89	8.38	11.54	V

Remark: Spurious emissions within 30-1000MHz were found more than 20dB below limit line.



LTE Band 2 / 3MHz / QPSK									
Channel	Frequency ( MHz )	EIRP ( dBm )	Limit ( dBm )	Over Limit ( dB )	SPA Reading (dBm)	S.G. Power ( dBm )	TX Cable loss ( dB )	TX Antenna Gain (dBi)	Polarization (H/V)
Lowest	3700.48	-48.96	-13	-35.96	-70.51	-55.72	5.82	12.58	H
	5550.72	-46.14	-13	-33.14	-71.77	-51.86	7.28	13.00	H
	7400.96	-46.96	-13	-33.96	-77.96	-50.12	8.32	11.48	H
	3700.48	-48.40	-13	-35.40	-69.28	-55.16	5.82	12.58	V
	5550.72	-46.12	-13	-33.12	-70.99	-51.84	7.28	13.00	V
	7400.96	-47.64	-13	-34.64	-77.93	-50.80	8.32	11.48	V
Middle	3757.48	-47.72	-13	-34.72	-69.47	-54.47	5.85	12.60	H
	5636.22	-43.65	-13	-30.65	-69.18	-49.45	7.30	13.10	H
	7514.96	-47.91	-13	-34.91	-78.22	-51.06	8.35	11.50	H
	3757.48	-50.18	-13	-37.18	-71.16	-56.93	5.85	12.60	V
	5636.22	-45.06	-13	-32.06	-69.53	-50.86	7.30	13.10	V
	7514.96	-48.16	-13	-35.16	-77.87	-51.31	8.35	11.50	V
Highest	3814.48	-46.37	-13	-33.37	-68.41	-53.11	5.88	12.62	H
	5721.72	-44.78	-13	-31.78	-70.70	-50.59	7.32	13.13	H
	7628.96	-48.08	-13	-35.08	-77.88	-51.24	8.38	11.54	H
	3814.48	-46.78	-13	-33.78	-67.97	-53.52	5.88	12.62	V
	5721.72	-44.35	-13	-31.35	-69.34	-50.16	7.32	13.13	V
	7628.96	-48.66	-13	-35.66	-77.95	-51.82	8.38	11.54	V

Remark: Spurious emissions within 30-1000MHz were found more than 20dB below limit line.



LTE Band 2 / 5MHz / QPSK									
Channel	Frequency ( MHz )	EIRP ( dBm )	Limit ( dBm )	Over Limit ( dB )	SPA Reading (dBm)	S.G. Power ( dBm )	TX Cable loss ( dB )	TX Antenna Gain (dBi)	Polarization (H/V)
Lowest	3700.68	-49.28	-13	-36.28	-70.83	-56.04	5.82	12.58	H
	5551.02	-45.82	-13	-32.82	-71.45	-51.54	7.28	13.00	H
	7401.36	-47.09	-13	-34.09	-78.09	-50.25	8.32	11.48	H
	3700.68	-49.11	-13	-36.11	-69.99	-55.87	5.82	12.58	V
	5551.02	-45.87	-13	-32.87	-70.74	-51.59	7.28	13.00	V
	7401.36	-48.05	-13	-35.05	-78.34	-51.21	8.32	11.48	V
Middle	3755.68	-48.35	-13	-35.35	-70.10	-55.10	5.85	12.60	H
	5633.52	-43.11	-13	-30.11	-68.64	-48.91	7.30	13.10	H
	7511.36	-47.71	-13	-34.71	-78.02	-50.86	8.35	11.50	H
	3755.68	-50.61	-13	-37.61	-71.59	-57.36	5.85	12.60	V
	5633.52	-44.35	-13	-31.35	-68.82	-50.15	7.30	13.10	V
	7511.36	-47.93	-13	-34.93	-77.64	-51.08	8.35	11.50	V
Highest	3810.68	-46.74	-13	-33.74	-68.69	-53.48	5.88	12.62	H
	5716.02	-43.45	-13	-30.45	-69.30	-49.26	7.32	13.13	H
	7621.36	-48.11	-13	-35.11	-77.88	-51.27	8.38	11.54	H
	3810.68	-46.81	-13	-33.81	-67.89	-53.55	5.88	12.62	V
	5716.02	-44.57	-13	-31.57	-69.46	-50.38	7.32	13.13	V
	7621.36	-48.62	-13	-35.62	-77.88	-51.78	8.38	11.54	V

Remark: Spurious emissions within 30-1000MHz were found more than 20dB below limit line.



LTE Band 2 / 10MHz / QPSK									
Channel	Frequency ( MHz )	EIRP ( dBm )	Limit ( dBm )	Over Limit ( dB )	SPA Reading (dBm)	S.G. Power ( dBm )	TX Cable loss ( dB )	TX Antenna Gain (dBi)	Polarization (H/V)
Lowest	3701.18	-49.52	-13	-36.52	-71.07	-56.28	5.82	12.58	H
	5551.77	-45.67	-13	-32.67	-71.30	-51.39	7.28	13.00	H
	7402.36	-47.07	-13	-34.07	-78.07	-50.23	8.32	11.48	H
	3701.18	-48.67	-13	-35.67	-69.55	-55.43	5.82	12.58	V
	5551.77	-45.67	-13	-32.67	-70.54	-51.39	7.28	13.00	V
	7402.36	-47.89	-13	-34.89	-78.18	-51.05	8.32	11.48	V
Middle	3751.18	-46.94	-13	-33.94	-68.69	-53.69	5.85	12.60	H
	5626.77	-43.16	-13	-30.16	-68.72	-48.96	7.30	13.10	H
	7502	-47.41	-13	-34.41	-77.83	-50.56	8.35	11.50	H
	3751.18	-49.94	-13	-36.94	-70.92	-56.69	5.85	12.60	V
	5626.77	-43.66	-13	-30.66	-68.36	-49.46	7.30	13.10	V
	7502	-48.22	-13	-35.22	-78.03	-51.37	8.35	11.50	V
Highest	3801.18	-48.48	-13	-35.48	-70.43	-55.22	5.88	12.62	H
	5701.77	-41.87	-13	-28.87	-67.72	-47.68	7.32	13.13	H
	7602.36	-48.06	-13	-35.06	-77.79	-51.22	8.38	11.54	H
	3801.18	-46.89	-13	-33.89	-67.97	-53.63	5.88	12.62	V
	5701.77	-44.48	-13	-31.48	-69.37	-50.29	7.32	13.13	V
	7602.36	-48.76	-13	-35.76	-77.99	-51.92	8.38	11.54	V

Remark: Spurious emissions within 30-1000MHz were found more than 20dB below limit line.





LTE Band 2 / 15MHz / QPSK									
Channel	Frequency ( MHz )	EIRP ( dBm )	Limit ( dBm )	Over Limit ( dB )	SPA Reading (dBm)	S.G. Power ( dBm )	TX Cable loss ( dB )	TX Antenna Gain (dBi)	Polarization (H/V)
Lowest	3701.68	-49.24	-13	-36.24	-70.79	-56.00	5.82	12.58	H
	5552.52	-45.68	-13	-32.68	-71.31	-51.40	7.28	13.00	H
	7403.36	-47.02	-13	-34.02	-78.02	-50.18	8.32	11.48	H
	3701.68	-48.70	-13	-35.70	-69.58	-55.46	5.82	12.58	V
	5552.52	-45.78	-13	-32.78	-70.65	-51.50	7.28	13.00	V
	7403.36	-47.88	-13	-34.88	-78.17	-51.04	8.32	11.48	V
Middle	3746.68	-48.23	-13	-35.23	-69.98	-54.98	5.85	12.60	H
	5620.02	-42.06	-13	-29.06	-67.62	-47.86	7.30	13.10	H
	7493.36	-47.25	-13	-34.25	-77.67	-50.40	8.35	11.50	H
	3746.68	-50.18	-13	-37.18	-71.16	-56.93	5.85	12.60	V
	5620.02	-41.89	-13	-28.89	-66.59	-47.69	7.30	13.10	V
	7493.36	-48.31	-13	-35.31	-78.12	-51.46	8.35	11.50	V
Highest	3791.68	-50.03	-13	-37.03	-71.91	-56.77	5.88	12.62	H
	5687.52	-44.58	-13	-31.58	-70.35	-50.39	7.32	13.13	H
	7583.36	-47.95	-13	-34.95	-77.80	-51.11	8.38	11.54	H
	3791.68	-47.29	-13	-34.29	-68.34	-54.03	5.88	12.62	V
	5687.52	-44.99	-13	-31.99	-69.77	-50.80	7.32	13.13	V
	7583.36	-48.54	-13	-35.54	-77.87	-51.70	8.38	11.54	V

Remark: Spurious emissions within 30-1000MHz were found more than 20dB below limit line.



LTE Band 2 / 20MHz / QPSK									
Channel	Frequency ( MHz )	EIRP ( dBm )	Limit ( dBm )	Over Limit ( dB )	SPA Reading (dBm)	S.G. Power ( dBm )	TX Cable loss ( dB )	TX Antenna Gain (dBi)	Polarization (H/V)
Lowest	3702.18	-49.23	-13	-36.23	-70.78	-55.99	5.82	12.58	H
	5553.27	-45.49	-13	-32.49	-71.12	-51.21	7.28	13.00	H
	7404.36	-47.31	-13	-34.31	-78.31	-50.47	8.32	11.48	H
	3702.18	-49.12	-13	-36.12	-70	-55.88	5.82	12.58	V
	5553.27	-46.02	-13	-33.02	-70.89	-51.74	7.28	13.00	V
	7404.36	-48.03	-13	-35.03	-78.32	-51.19	8.32	11.48	V
Middle	3742.18	-47.61	-13	-34.61	-69.30	-54.36	5.85	12.60	H
	5613.27	-41.06	-13	-28.06	-66.65	-46.86	7.30	13.10	H
	7484.36	-47.59	-13	-34.59	-78.13	-50.74	8.35	11.50	H
	3742.18	-49.38	-13	-36.38	-70.34	-56.13	5.85	12.60	V
	5613.27	-41.50	-13	-28.50	-66.44	-47.30	7.30	13.10	V
	7484.36	-48.15	-13	-35.15	-78.05	-51.30	8.35	11.50	V
Highest	3782.18	-49.67	-13	-36.67	-71.55	-56.41	5.88	12.62	H
	5673.27	-45.32	-13	-32.32	-71.01	-51.13	7.32	13.13	H
	7564.36	-48.09	-13	-35.09	-78.05	-51.25	8.38	11.54	H
	3782.18	-48.11	-13	-35.11	-69.16	-54.85	5.88	12.62	V
	5673.27	-45.72	-13	-32.72	-70.4	-51.53	7.32	13.13	V
	7564.36	-48.72	-13	-35.72	-78.14	-51.88	8.38	11.54	V

Remark: Spurious emissions within 30-1000MHz were found more than 20dB below limit line.



LTE Band 4 / 1.4MHz / QPSK									
Channel	Frequency ( MHz )	EIRP ( dBm )	Limit ( dBm )	Over Limit ( dB )	SPA Reading (dBm)	S.G. Power ( dBm )	TX Cable loss ( dB )	TX Antenna Gain (dBi)	Polarization (H/V)
Lowest	3420.32	-50.96	-13	-37.96	-70.29	-59.17	4.37	12.58	H
	5130.48	-54.36	-13	-41.36	-78.52	-62.10	4.94	12.68	H
	6840.64	-58.28	-13	-45.28	-82.19	-63.64	6.32	11.68	H
	3420.32	-58.80	-13	-45.80	-74.88	-67.01	4.37	12.58	V
	5130.48	-61.90	-13	-48.90	-81.41	-69.64	4.94	12.68	V
	6840.64	-58.20	-13	-45.20	-82.11	-63.56	6.32	11.68	V
Middle	3463.74	-45.85	-13	-32.85	-65.18	-54.08	4.37	12.60	H
	5195.61	-51.62	-13	-38.62	-75.78	-59.38	4.94	12.70	H
	6927.48	-58.00	-13	-45.00	-81.91	-63.38	6.32	11.70	H
	3463.74	-54.28	-13	-41.28	-70.36	-62.51	4.37	12.60	V
	5195.61	-57.22	-13	-44.22	-76.73	-64.98	4.94	12.70	V
	6927.48	-58.14	-13	-45.14	-82.05	-63.52	6.32	11.70	V
Highest	3507.52	-48.64	-13	-35.64	-67.97	-56.89	4.37	12.62	H
	5261.28	-49.95	-13	-36.95	-74.11	-57.73	4.94	12.72	H
	7015.04	-58.29	-13	-45.29	-82.20	-63.69	6.32	11.72	H
	3507.52	-57.33	-13	-44.33	-73.41	-65.58	4.37	12.62	V
	5261.28	-55.21	-13	-42.21	-74.72	-62.99	4.94	12.72	V
	7015.04	-58.70	-13	-45.70	-82.61	-64.10	6.32	11.72	V

Remark: Spurious emissions within 30-1000MHz were found more than 20dB below limit line.



LTE Band 4 / 3MHz / QPSK									
Channel	Frequency ( MHz )	EIRP ( dBm )	Limit ( dBm )	Over Limit ( dB )	SPA Reading (dBm)	S.G. Power ( dBm )	TX Cable loss ( dB )	TX Antenna Gain (dBi)	Polarization (H/V)
Lowest	3420.48	-49.71	-13	-36.71	-69.04	-57.92	4.37	12.58	H
	5130.72	-52.65	-13	-39.65	-76.81	-60.39	4.94	12.68	H
	6840.96	-57.82	-13	-44.82	-81.73	-63.18	6.32	11.68	H
	3420.48	-58.29	-13	-45.29	-74.37	-66.50	4.37	12.58	V
	5130.72	-60.37	-13	-47.37	-79.88	-68.11	4.94	12.68	V
	6840.96	-57.88	-13	-44.88	-81.79	-63.24	6.32	11.68	V
Middle	3462.48	-52.60	-13	-39.60	-71.93	-60.83	4.37	12.60	H
	5193.72	-56.45	-13	-43.45	-80.61	-64.21	4.94	12.70	H
	6924.96	-58.11	-13	-45.11	-82.02	-63.49	6.32	11.70	H
	3462.48	-58.56	-13	-45.56	-74.64	-66.79	4.37	12.60	V
	5193.72	-60.74	-13	-47.74	-80.25	-68.50	4.94	12.70	V
	6924.96	-57.77	-13	-44.77	-81.68	-63.15	6.32	11.70	V
Highest	3504.48	-53.39	-13	-40.39	-72.72	-61.64	4.37	12.62	H
	5256.72	-45.60	-13	-32.60	-69.76	-53.38	4.94	12.72	H
	7008.96	-57.08	-13	-44.08	-80.99	-62.48	6.32	11.72	H
	3504.48	-56.20	-13	-43.20	-72.28	-64.45	4.37	12.62	V
	5256.72	-52.66	-13	-39.66	-72.17	-60.44	4.94	12.72	V
	7008.96	-57.14	-13	-44.14	-81.05	-62.54	6.32	11.72	V

Remark: Spurious emissions within 30-1000MHz were found more than 20dB below limit line.



LTE Band 4 / 5MHz / QPSK									
Channel	Frequency ( MHz )	EIRP ( dBm )	Limit ( dBm )	Over Limit ( dB )	SPA Reading (dBm)	S.G. Power ( dBm )	TX Cable loss ( dB )	TX Antenna Gain (dBi)	Polarization (H/V)
Lowest	3420.68	-48.01	-13	-35.01	-67.34	-56.22	4.37	12.58	H
	5131.02	-52.74	-13	-39.74	-76.90	-60.48	4.94	12.68	H
	6841.36	-56.59	-13	-43.59	-80.50	-61.95	6.32	11.68	H
	3420.68	-56.74	-13	-43.74	-72.82	-64.95	4.37	12.58	V
	5131.02	-59.98	-13	-46.98	-79.49	-67.72	4.94	12.68	V
	6841.36	-57.95	-13	-44.95	-81.86	-63.31	6.32	11.68	V
Middle	3460.68	-54.06	-13	-41.06	-73.39	-62.29	4.37	12.60	H
	5191.02	-57.10	-13	-44.10	-81.26	-64.86	4.94	12.70	H
	6921.36	-58.24	-13	-45.24	-82.15	-63.62	6.32	11.70	H
	3460.68	-60.60	-13	-47.60	-76.68	-68.83	4.37	12.60	V
	5191.02	-62.12	-13	-49.12	-81.63	-69.88	4.94	12.70	V
	6921.36	-57.92	-13	-44.92	-81.83	-63.30	6.32	11.70	V
Highest	3500.68	-53.62	-13	-40.62	-72.95	-61.87	4.37	12.62	H
	5251.02	-46.51	-13	-33.51	-70.67	-54.29	4.94	12.72	H
	7001.36	-56.58	-13	-43.58	-80.49	-61.98	6.32	11.72	H
	3500.68	-57.23	-13	-44.23	-73.31	-65.48	4.37	12.62	V
	5251.02	-54.77	-13	-41.77	-74.28	-62.55	4.94	12.72	V
	7001.36	-57.51	-13	-44.51	-81.42	-62.91	6.32	11.72	V

Remark: Spurious emissions within 30-1000MHz were found more than 20dB below limit line.



LTE Band 4 / 10MHz / QPSK									
Channel	Frequency ( MHz )	EIRP ( dBm )	Limit ( dBm )	Over Limit ( dB )	SPA Reading (dBm)	S.G. Power ( dBm )	TX Cable loss ( dB )	TX Antenna Gain (dBi)	Polarization (H/V)
Lowest	3421.18	-49.21	-13	-36.21	-68.54	-57.42	4.37	12.58	H
	5131.77	-52.90	-13	-39.90	-77.06	-60.64	4.94	12.68	H
	6842.36	-56.51	-13	-43.51	-80.42	-61.87	6.32	11.68	H
	3421.18	-58.11	-13	-45.11	-74.19	-66.32	4.37	12.58	V
	5131.77	-60.89	-13	-47.89	-80.4	-68.63	4.94	12.68	V
	6842.36	-57.98	-13	-44.98	-81.89	-63.34	6.32	11.68	V
Middle	3456.18	-46.43	-13	-33.43	-65.76	-54.66	4.37	12.60	H
	5184.27	-52.29	-13	-39.29	-76.45	-60.05	4.94	12.70	H
	6912.36	-57.66	-13	-44.66	-81.57	-63.04	6.32	11.70	H
	3456.18	-54.67	-13	-41.67	-70.75	-62.90	4.37	12.60	V
	5184.27	-58.52	-13	-45.52	-78.03	-66.28	4.94	12.70	V
	6912.36	-58.34	-13	-45.34	-82.25	-63.72	6.32	11.70	V
Highest	3491.18	-53.03	-13	-40.03	-72.36	-61.28	4.37	12.62	H
	5236.77	-47.02	-13	-34.02	-71.18	-54.80	4.94	12.72	H
	6982.36	-57.22	-13	-44.22	-81.13	-62.62	6.32	11.72	H
	3491.18	-56.36	-13	-43.36	-72.44	-64.61	4.37	12.62	V
	5236.77	-54.34	-13	-41.34	-73.85	-62.12	4.94	12.72	V
	6982.36	-57.64	-13	-44.64	-81.55	-63.04	6.32	11.72	V

Remark: Spurious emissions within 30-1000MHz were found more than 20dB below limit line.



LTE Band 4 / 15MHz / QPSK									
Channel	Frequency ( MHz )	EIRP ( dBm )	Limit ( dBm )	Over Limit ( dB )	SPA Reading (dBm)	S.G. Power ( dBm )	TX Cable loss ( dB )	TX Antenna Gain (dBi)	Polarization (H/V)
Lowest	3421.68	-48.32	-13	-35.32	-67.65	-56.53	4.37	12.58	H
	5132.52	-53.35	-13	-40.35	-77.51	-61.09	4.94	12.68	H
	6843.36	-57.11	-13	-44.11	-81.02	-62.47	6.32	11.68	H
	3421.68	-57.11	-13	-44.11	-73.19	-65.32	4.37	12.58	V
	5132.52	-60.87	-13	-47.87	-80.38	-68.61	4.94	12.68	V
	6843.36	-58.43	-13	-45.43	-82.34	-63.79	6.32	11.68	V
Middle	3451.68	-47.11	-13	-34.11	-66.44	-55.34	4.37	12.60	H
	5177.52	-51.74	-13	-38.74	-75.90	-59.50	4.94	12.70	H
	6903.36	-58.37	-13	-45.37	-82.28	-63.75	6.32	11.70	H
	3451.68	-55.04	-13	-42.04	-71.12	-63.27	4.37	12.60	V
	5177.52	-58.80	-13	-45.80	-78.31	-66.56	4.94	12.70	V
	6903.36	-58.38	-13	-45.38	-82.29	-63.76	6.32	11.70	V
Highest	3481.68	-51.18	-13	-38.18	-70.51	-59.43	4.37	12.62	H
	5222.52	-46.78	-13	-33.78	-70.94	-54.56	4.94	12.72	H
	6963.36	-57.58	-13	-44.58	-81.49	-62.98	6.32	11.72	H
	3481.68	-57.55	-13	-44.55	-73.63	-65.80	4.37	12.62	V
	5222.52	-56.22	-13	-43.22	-75.73	-64.00	4.94	12.72	V
	6963.36	-57.43	-13	-44.43	-81.34	-62.83	6.32	11.72	V

Remark: Spurious emissions within 30-1000MHz were found more than 20dB below limit line.



LTE Band 4 / 20MHz / QPSK									
Channel	Frequency ( MHz )	EIRP ( dBm )	Limit ( dBm )	Over Limit ( dB )	SPA Reading (dBm)	S.G. Power ( dBm )	TX Cable loss ( dB )	TX Antenna Gain (dBi)	Polarization (H/V)
Lowest	3422.18	-48.61	-13	-35.61	-67.94	-56.82	4.37	12.58	H
	5133.27	-53.59	-13	-40.59	-77.75	-61.33	4.94	12.68	H
	6844.36	-57.72	-13	-44.72	-81.63	-63.08	6.32	11.68	H
	3422.18	-56.46	-13	-43.46	-72.54	-64.67	4.37	12.58	V
	5133.27	-61.08	-13	-48.08	-80.59	-68.82	4.94	12.68	V
	6844.36	-58.25	-13	-45.25	-82.16	-63.61	6.32	11.68	V
Middle	3447.18	-47.88	-13	-34.88	-67.21	-56.11	4.37	12.60	H
	5170.77	-52.91	-13	-39.91	-77.07	-60.67	4.94	12.70	H
	6894.36	-58.20	-13	-45.20	-82.11	-63.58	6.32	11.70	H
	3447.18	-55.21	-13	-42.21	-71.29	-63.44	4.37	12.60	V
	5170.77	-59.49	-13	-46.49	-79	-67.25	4.94	12.70	V
	6894.36	-58.18	-13	-45.18	-82.09	-63.56	6.32	11.70	V
Highest	3472.18	-49.03	-13	-36.03	-68.36	-57.28	4.37	12.62	H
	5208.27	-50.82	-13	-37.82	-74.98	-58.60	4.94	12.72	H
	6944.36	-57.60	-13	-44.60	-81.51	-63.00	6.32	11.72	H
	3472.18	-57.00	-13	-44.00	-73.08	-65.25	4.37	12.62	V
	5208.27	-58.46	-13	-45.46	-77.97	-66.24	4.94	12.72	V
	6944.36	-58.28	-13	-45.28	-82.19	-63.68	6.32	11.72	V

Remark: Spurious emissions within 30-1000MHz were found more than 20dB below limit line.





LTE Band 5 / 1.4MHz / QPSK									
Channel	Frequency ( MHz )	ERP ( dBm )	Limit ( dBm )	Over Limit ( dB )	SPA Reading (dBm)	S.G. Power ( dBm )	TX Cable loss ( dB )	TX Antenna Gain (dBi)	Polarization (H/V)
Lowest	1648.14	-61.57	-13	-48.57	-67.13	-65.98	2.84	9.40	H
	2472.21	-49.90	-13	-36.90	-60.74	-54.65	3.70	10.60	H
	3296.28	-65.27	-13	-52.27	-80.03	-71.35	4.37	12.60	H
	4120.35	-58.68	-13	-45.68	-76.25	-64.30	4.85	12.62	H
	1648.14	-67.34	-13	-54.34	-72.05	-71.75	2.84	9.40	V
	2472.21	-45.89	-13	-32.89	-59.03	-50.64	3.70	10.60	V
	3296.28	-66.27	-13	-53.27	-79.84	-72.35	4.37	12.60	V
	4120.35	-54.76	-13	-41.76	-72.47	-60.38	4.85	12.62	V
Middle	1671.74	-62.18	-13	-49.18	-67.74	-66.59	2.84	9.40	H
	2507.61	-51.48	-13	-38.48	-62.00	-56.23	3.70	10.60	H
	3343.48	-64.94	-13	-51.94	-79.70	-71.02	4.37	12.60	H
	4179.35	-58.77	-13	-45.77	-76.34	-64.39	4.85	12.62	H
	1671.74	-67.69	-13	-54.69	-72.40	-72.10	2.84	9.40	V
	2507.61	-49.50	-13	-36.50	-61.04	-54.25	3.70	10.60	V
	3343.48	-64.71	-13	-51.71	-78.28	-70.79	4.37	12.60	V
	4179.35	-55.50	-13	-42.50	-73.21	-61.12	4.85	12.62	V
Highest	1695.34	-59.83	-13	-46.83	-65.39	-64.24	2.84	9.40	H
	2543.01	-48.21	-13	-35.21	-60.50	-52.96	3.70	10.60	H
	3390.68	-64.93	-13	-51.93	-79.69	-71.01	4.37	12.60	H
	4238.35	-57.33	-13	-44.33	-74.90	-62.95	4.85	12.62	H
	1695.34	-62.54	-13	-49.54	-67.25	-66.95	2.84	9.40	V
	2543.01	-43.26	-13	-30.26	-56.81	-48.01	3.70	10.60	V
	3390.68	-65.27	-13	-52.27	-78.84	-71.35	4.37	12.60	V
	4238.35	-54.52	-13	-41.52	-72.23	-60.14	4.85	12.62	V

Remark: Spurious emissions within 30-1000MHz were found more than 20dB below limit line.



LTE Band 5 / 3MHz / QPSK									
Channel	Frequency ( MHz )	ERP ( dBm )	Limit ( dBm )	Over Limit ( dB )	SPA Reading (dBm)	S.G. Power ( dBm )	TX Cable loss ( dB )	TX Antenna Gain (dBi)	Polarization (H/V)
Lowest	1648.3	-61.77	-13	-48.77	-67.33	-66.18	2.84	9.40	H
	2472.45	-48.63	-13	-35.63	-60.78	-53.38	3.70	10.60	H
	3296.6	-64.98	-13	-51.98	-79.74	-71.06	4.37	12.60	H
	4120.75	-57.73	-13	-44.73	-75.30	-63.35	4.85	12.62	H
	1648.3	-67.33	-13	-54.33	-72.04	-71.74	2.84	9.40	V
	2472.45	-46.78	-13	-33.78	-59.56	-51.53	3.70	10.60	V
	3296.6	-66.51	-13	-53.51	-80.08	-72.59	4.37	12.60	V
	4120.75	-55.51	-13	-42.51	-73.22	-61.13	4.85	12.62	V
Middle	1670.3	-61.46	-13	-48.46	-67.02	-65.87	2.84	9.40	H
	2505.45	-45.10	-13	-32.10	-58.32	-49.85	3.70	10.60	H
	3340.6	-65.00	-13	-52.00	-79.76	-71.08	4.37	12.60	H
	4175.75	-57.19	-13	-44.19	-74.76	-62.81	4.85	12.62	H
	1670.3	-67.00	-13	-54.00	-71.71	-71.41	2.84	9.40	V
	2505.45	-44.25	-13	-31.25	-57.82	-49.00	3.70	10.60	V
	3340.6	-65.21	-13	-52.21	-78.78	-71.29	4.37	12.60	V
	4175.75	-53.96	-13	-40.96	-71.67	-59.58	4.85	12.62	V
Highest	1692.3	-61.55	-13	-48.55	-67.11	-65.96	2.84	9.40	H
	2538.45	-45.15	-13	-32.15	-58.37	-49.90	3.70	10.60	H
	3384.6	-63.78	-13	-50.78	-78.54	-69.86	4.37	12.60	H
	4230.75	-56.60	-13	-43.60	-74.17	-62.22	4.85	12.62	H
	1692.3	-61.60	-13	-48.60	-66.31	-66.01	2.84	9.40	V
	2538.45	-43.84	-13	-30.84	-57.25	-48.59	3.70	10.60	V
	3384.6	-65.41	-13	-52.41	-78.98	-71.49	4.37	12.60	V
	4230.75	-54.94	-13	-41.94	-72.65	-60.56	4.85	12.62	V

Remark: Spurious emissions within 30-1000MHz were found more than 20dB below limit line.



LTE Band 5 / 5MHz / QPSK									
Channel	Frequency ( MHz )	ERP ( dBm )	Limit ( dBm )	Over Limit ( dB )	SPA Reading (dBm)	S.G. Power ( dBm )	TX Cable loss ( dB )	TX Antenna Gain (dBi)	Polarization (H/V)
Lowest	1648.5	-61.51	-13	-48.51	-67.07	-65.92	2.84	9.40	H
	2472.75	-48.51	-13	-35.51	-60.70	-53.26	3.70	10.60	H
	3297	-64.84	-13	-51.84	-79.60	-70.92	4.37	12.60	H
	4121.25	-57.89	-13	-44.89	-75.46	-63.51	4.85	12.62	H
	1648.5	-67.20	-13	-54.20	-71.91	-71.61	2.84	9.40	V
	2472.75	-47.13	-13	-34.13	-59.74	-51.88	3.70	10.60	V
	3297	-66.49	-13	-53.49	-80.06	-72.57	4.37	12.60	V
	4121.25	-54.73	-13	-41.73	-72.44	-60.35	4.85	12.62	V
Middle	1668.5	-60.83	-13	-47.83	-66.39	-65.24	2.84	9.40	H
	2502.75	-46.49	-13	-33.49	-59.44	-51.24	3.70	10.60	H
	3337	-64.84	-13	-51.84	-79.60	-70.92	4.37	12.60	H
	4171.25	-58.67	-13	-45.67	-76.24	-64.29	4.85	12.62	H
	1668.5	-66.58	-13	-53.58	-71.29	-70.99	2.84	9.40	V
	2502.75	-45.00	-13	-32.00	-58.01	-49.75	3.70	10.60	V
	3337	-66.05	-13	-53.05	-79.62	-72.13	4.37	12.60	V
	4171.25	-56.06	-13	-43.06	-73.77	-61.68	4.85	12.62	V
Highest	1688.5	-61.35	-13	-48.35	-66.91	-65.76	2.84	9.40	H
	2532.75	-45.16	-13	-32.16	-58.38	-49.91	3.70	10.60	H
	3377	-63.85	-13	-50.85	-78.61	-69.93	4.37	12.60	H
	4221.25	-56.35	-13	-43.35	-73.92	-61.97	4.85	12.62	H
	1688.5	-60.75	-13	-47.75	-65.46	-65.16	2.84	9.40	V
	2532.75	-43.76	-13	-30.76	-57.19	-48.51	3.70	10.60	V
	3377	-65.16	-13	-52.16	-78.73	-71.24	4.37	12.60	V
	4221.25	-54.25	-13	-41.25	-71.96	-59.87	4.85	12.62	V

Remark: Spurious emissions within 30-1000MHz were found more than 20dB below limit line.



LTE Band 5 / 10MHz / QPSK									
Channel	Frequency ( MHz )	ERP ( dBm )	Limit ( dBm )	Over Limit ( dB )	SPA Reading (dBm)	S.G. Power ( dBm )	TX Cable loss ( dB )	TX Antenna Gain (dBi)	Polarization (H/V)
Lowest	1649	-62.31	-13	-49.31	-67.87	-66.72	2.84	9.40	H
	2473.5	-46.96	-13	-33.96	-59.70	-51.71	3.70	10.60	H
	3298	-63.89	-13	-50.89	-78.65	-69.97	4.37	12.60	H
	4122.5	-58.42	-13	-45.42	-75.99	-64.04	4.85	12.62	H
	1649	-66.56	-13	-53.56	-71.27	-70.97	2.84	9.40	V
	2473.5	-45.99	-13	-32.99	-59.14	-50.74	3.70	10.60	V
	3298	-65.42	-13	-52.42	-78.99	-71.50	4.37	12.60	V
	4122.5	-54.82	-13	-41.82	-72.53	-60.44	4.85	12.62	V
Middle	1664	-61.51	-13	-48.51	-67.07	-65.92	2.84	9.40	H
	2496	-47.53	-13	-34.53	-60.06	-52.28	3.70	10.60	H
	3328	-65.26	-13	-52.26	-80.02	-71.34	4.37	12.60	H
	4160	-56.56	-13	-43.56	-74.13	-62.18	4.85	12.62	H
	1664	-63.96	-13	-50.96	-68.67	-68.37	2.84	9.40	V
	2496	-43.97	-13	-30.97	-57.35	-48.72	3.70	10.60	V
	3328	-66.11	-13	-53.11	-79.68	-72.19	4.37	12.60	V
	4160	-54.92	-13	-41.92	-72.63	-60.54	4.85	12.62	V
Highest	1679	-62.32	-13	-49.32	-67.88	-66.73	2.84	9.40	H
	2518.5	-48.89	-13	-35.89	-60.95	-53.64	3.70	10.60	H
	3358	-63.24	-13	-50.24	-78.00	-69.32	4.37	12.60	H
	4197.5	-57.23	-13	-44.23	-74.80	-62.85	4.85	12.62	H
	1679	-65.54	-13	-52.54	-70.25	-69.95	2.84	9.40	V
	2518.5	-42.46	-13	-29.46	-56.35	-47.21	3.70	10.60	V
	3358	-64.48	-13	-51.48	-78.05	-70.56	4.37	12.60	V
	4197.5	-54.95	-13	-41.95	-72.66	-60.57	4.85	12.62	V

Remark: Spurious emissions within 30-1000MHz were found more than 20dB below limit line.



LTE Band 12 / 1.4MHz / QPSK									
Channel	Frequency ( MHz )	ERP ( dBm )	Limit ( dBm )	Over Limit ( dB )	SPA Reading (dBm)	S.G. Power ( dBm )	TX Cable loss ( dB )	TX Antenna Gain (dBi)	Polarization (H/V)
Lowest	1398.14	-69.64	-13	-56.64	-75.20	-74.02	2.86	9.39	H
	2097.21	-61.02	-13	-48.02	-71.44	-65.74	3.72	10.59	H
	2796.28	-65.02	-13	-52.02	-79.78	-71.07	4.39	12.59	H
	1398.14	-70.68	-13	-57.68	-75.39	-75.06	2.86	9.39	V
	2097.21	-64.35	-13	-51.35	-74.18	-69.07	3.72	10.59	V
	2796.28	-66.33	-13	-53.33	-79.90	-72.38	4.39	12.59	V
Middle	1413.74	-72.50	-13	-59.50	-78.06	-76.89	2.86	9.40	H
	2120.61	-63.28	-13	-50.28	-73.70	-68.01	3.72	10.60	H
	2827.48	-65.08	-13	-52.08	-79.84	-71.14	4.39	12.60	H
	1413.74	-73.20	-13	-60.20	-77.91	-77.59	2.86	9.40	V
	2120.61	-65.22	-13	-52.22	-75.05	-69.95	3.72	10.60	V
	2827.48	-66.29	-13	-53.29	-79.86	-72.35	4.39	12.60	V
Highest	1429.34	-70.21	-13	-57.21	-75.77	-74.61	2.86	9.41	H
	2144.01	-64.24	-13	-51.24	-74.66	-68.98	3.72	10.61	H
	2858.68	-65.09	-13	-52.09	-79.85	-71.16	4.39	12.61	H
	1429.34	-71.22	-13	-58.22	-75.93	-75.62	2.86	9.41	V
	2144.01	-66.30	-13	-53.30	-76.13	-71.04	3.72	10.61	V
	2858.68	-66.10	-13	-53.10	-79.67	-72.17	4.39	12.61	V

Remark: Spurious emissions within 30-1000MHz were found more than 20dB below limit line.



LTE Band 12 / 3MHz / QPSK									
Channel	Frequency ( MHz )	ERP ( dBm )	Limit ( dBm )	Over Limit ( dB )	SPA Reading (dBm)	S.G. Power ( dBm )	TX Cable loss ( dB )	TX Antenna Gain (dBi)	Polarization (H/V)
Lowest	1398.3	-68.36	-13	-55.36	-73.92	-72.74	2.86	9.39	H
	2097.45	-63.79	-13	-50.79	-74.21	-68.51	3.72	10.59	H
	2796.6	-65.12	-13	-52.12	-79.88	-71.17	4.39	12.59	H
	1398.3	-70.97	-13	-57.97	-75.68	-75.35	2.86	9.39	V
	2097.45	-65.25	-13	-52.25	-75.08	-69.97	3.72	10.59	V
	2796.6	-66.12	-13	-53.12	-79.69	-72.17	4.39	12.59	V
Middle	1412.3	-70.18	-13	-57.18	-75.74	-74.57	2.86	9.40	H
	2118.45	-64.61	-13	-51.61	-75.03	-69.34	3.72	10.60	H
	2824.6	-65.11	-13	-52.11	-79.87	-71.17	4.39	12.60	H
	1412.3	-72.53	-13	-59.53	-77.24	-76.92	2.86	9.40	V
	2118.45	-66.08	-13	-53.08	-75.91	-70.81	3.72	10.60	V
	2824.6	-66.19	-13	-53.19	-79.76	-72.25	4.39	12.60	V
Highest	1426.3	-70.02	-13	-57.02	-75.58	-74.42	2.86	9.41	H
	2139.45	-65.08	-13	-52.08	-75.50	-69.82	3.72	10.61	H
	2852.6	-64.78	-13	-51.78	-79.54	-70.85	4.39	12.61	H
	1426.3	-71.16	-13	-58.16	-75.87	-75.56	2.86	9.41	V
	2139.45	-66.25	-13	-53.25	-76.08	-70.99	3.72	10.61	V
	2852.6	-66.12	-13	-53.12	-79.69	-72.19	4.39	12.61	V

Remark: Spurious emissions within 30-1000MHz were found more than 20dB below limit line.



LTE Band 12 / 5MHz / QPSK									
Channel	Frequency ( MHz )	ERP ( dBm )	Limit ( dBm )	Over Limit ( dB )	SPA Reading (dBm)	S.G. Power ( dBm )	TX Cable loss ( dB )	TX Antenna Gain (dBi)	Polarization (H/V)
Lowest	1398.5	-70.73	-13	-57.73	-76.29	-75.11	2.86	9.39	H
	2097.75	-59.14	-13	-46.14	-69.56	-63.86	3.72	10.59	H
	2797	-64.98	-13	-51.98	-79.74	-71.03	4.39	12.59	H
	1398.5	-71.50	-13	-58.50	-76.21	-75.88	2.86	9.39	V
	2097.75	-62.78	-13	-49.78	-72.61	-67.50	3.72	10.59	V
	2797	-66.15	-13	-53.15	-79.72	-72.20	4.39	12.59	V
Middle	1410.5	-69.79	-13	-56.79	-75.35	-74.18	2.86	9.40	H
	2115.75	-62.77	-13	-49.77	-73.19	-67.50	3.72	10.60	H
	2821	-64.89	-13	-51.89	-79.65	-70.95	4.39	12.60	H
	1410.5	-71.09	-13	-58.09	-75.80	-75.48	2.86	9.40	V
	2115.75	-65.56	-13	-52.56	-75.39	-70.29	3.72	10.60	V
	2821	-66.27	-13	-53.27	-79.84	-72.33	4.39	12.60	V
Highest	1422.5	-66.66	-13	-53.66	-72.22	-71.06	2.86	9.41	H
	2133.75	-62.20	-13	-49.20	-72.62	-66.94	3.72	10.61	H
	2845	-65.08	-13	-52.08	-79.84	-71.15	4.39	12.61	H
	1422.5	-69.15	-13	-56.15	-73.86	-73.55	2.86	9.41	V
	2133.75	-64.37	-13	-51.37	-74.20	-69.11	3.72	10.61	V
	2845	-66.45	-13	-53.45	-80.02	-72.52	4.39	12.61	V

Remark: Spurious emissions within 30-1000MHz were found more than 20dB below limit line.



LTE Band 12 / 10MHz / QPSK									
Channel	Frequency ( MHz )	ERP ( dBm )	Limit ( dBm )	Over Limit ( dB )	SPA Reading (dBm)	S.G. Power ( dBm )	TX Cable loss ( dB )	TX Antenna Gain (dBi)	Polarization (H/V)
Lowest	1399	-68.24	-13	-55.24	-73.80	-72.62	2.86	9.39	H
	2098.5	-59.53	-13	-46.53	-69.95	-64.25	3.72	10.59	H
	2798	-64.90	-13	-51.90	-79.66	-70.95	4.39	12.59	H
	1399	-69.85	-13	-56.85	-74.56	-74.23	2.86	9.39	V
	2098.5	-62.84	-13	-49.84	-72.67	-67.56	3.72	10.59	V
	2798	-66.16	-13	-53.16	-79.73	-72.21	4.39	12.59	V
Middle	1406	-68.20	-13	-55.20	-73.76	-72.59	2.86	9.40	H
	2109	-61.63	-13	-48.63	-72.05	-66.36	3.72	10.60	H
	2812	-64.77	-13	-51.77	-79.53	-70.83	4.39	12.60	H
	1406	-69.68	-13	-56.68	-74.39	-74.07	2.86	9.40	V
	2109	-64.72	-13	-51.72	-74.55	-69.45	3.72	10.60	V
	2812	-65.99	-13	-52.99	-79.56	-72.05	4.39	12.60	V
Highest	1413	-70.25	-13	-57.25	-75.81	-74.65	2.86	9.41	H
	2119.5	-60.96	-13	-47.96	-71.38	-65.70	3.72	10.61	H
	2826	-64.94	-13	-51.94	-79.70	-71.01	4.39	12.61	H
	1413	-72.09	-13	-59.09	-76.80	-76.49	2.86	9.41	V
	2119.5	-63.95	-13	-50.95	-73.78	-68.69	3.72	10.61	V
	2826	-66.04	-13	-53.04	-79.61	-72.11	4.39	12.61	V

Remark: Spurious emissions within 30-1000MHz were found more than 20dB below limit line.





LTE Band 13 / 5MHz / QPSK									
Channel	Frequency ( MHz )	ERP ( dBm )	Limit ( dBm )	Over Limit ( dB )	SPA Reading (dBm)	S.G. Power ( dBm )	TX Cable loss ( dB )	TX Antenna Gain (dBi)	Polarization (H/V)
Lowest	1554.5	-59.69	-13	-46.69	-65.25	-6.69	0.54	9.38	H
	2331.75	-68.51	-13	-55.51	-78.93	-7.71	0.72	10.58	H
	3109	-64.63	-13	-51.63	-79.39	-9.60	0.82	12.58	H
	1554.5	-65.82	-13	-52.82	-70.53	-6.69	0.54	9.38	V
	2331.75	-69.10	-13	-56.10	-78.93	-7.71	0.72	10.58	V
	3109	-65.80	-13	-52.80	-79.37	-9.60	0.82	12.58	V
Middle	1559.5	-58.87	-40	-18.87	-64.43	-6.69	0.56	9.40	H
	2339.25	-68.55	-13	-55.55	-78.97	-7.71	0.74	10.60	H
	3119	-64.82	-13	-51.82	-79.58	-9.60	0.85	12.60	H
	1559.5	-61.79	-40	-21.79	-66.50	-6.69	0.56	9.40	V
	2339.25	-69.11	-13	-56.11	-78.94	-7.71	0.74	10.60	V
	3119	-66.08	-13	-53.08	-79.65	-9.60	0.85	12.60	V
Highest	1564.5	-61.18	-40	-21.18	-66.74	-6.69	0.58	9.42	H
	2346.75	-68.24	-13	-55.24	-78.66	-7.71	0.76	10.62	H
	3129	-65.02	-13	-52.02	-79.78	-9.60	0.88	12.62	H
	1564.5	-64.71	-40	-24.71	-69.42	-6.69	0.58	9.42	V
	2346.75	-68.95	-13	-55.95	-78.78	-7.71	0.76	10.62	V
	3129	-66.29	-13	-53.29	-79.86	-9.60	0.88	12.62	V

Remark: Spurious emissions within 30-1000MHz were found more than 20dB below limit line.

LTE Band 13 / 10MHz / QPSK									
Channel	Frequency ( MHz )	ERP ( dBm )	Limit ( dBm )	Over Limit ( dB )	SPA Reading (dBm)	S.G. Power ( dBm )	TX Cable loss ( dB )	TX Antenna Gain (dBi)	Polarization (H/V)
Middle	1559.5	-63.78	-40	-23.78	-69.34	-6.69	0.56	9.40	H
	2339.25	-68.54	-13	-55.54	-78.96	-7.71	0.74	10.60	H
	3119	-64.58	-13	-51.58	-79.34	-9.60	0.85	12.60	H
	1559.5	-66.77	-40	-26.77	-71.48	-6.69	0.56	9.40	V
	2339.25	-68.78	-13	-55.78	-78.61	-7.71	0.74	10.60	V
	3119	-66.07	-13	-53.07	-79.64	-9.60	0.85	12.60	V

Remark: Spurious emissions within 30-1000MHz were found more than 20dB below limit line.



LTE Band 17 / 5MHz / QPSK									
Channel	Frequency ( MHz )	ERP ( dBm )	Limit ( dBm )	Over Limit ( dB )	SPA Reading (dBm)	S.G. Power ( dBm )	TX Cable loss ( dB )	TX Antenna Gain (dBi)	Polarization (H/V)
Lowest	1408.68	-53.80	-13	-40.80	-68.29	-56.97	4.10	9.42	H
	2113.02	-49.02	-13	-36.02	-67.08	-52.60	4.90	10.63	H
	2817.36	-57.76	-13	-44.76	-75.63	-62.68	5.55	12.62	H
	1408.68	-54.26	-13	-41.26	-68.42	-57.43	4.10	9.42	V
	2113.02	-46.77	-13	-33.77	-64.50	-50.35	4.90	10.63	V
	2817.36	-57.76	-13	-44.76	-75.30	-62.68	5.55	12.62	V
Middle	1415.68	-53.64	-13	-40.64	-68.13	-56.81	4.10	9.42	H
	2123.58	-48.45	-13	-35.45	-66.64	-52.03	4.90	10.63	H
	2831.36	-57.77	-13	-44.77	-75.71	-62.69	5.55	12.62	H
	1415.68	-54.95	-13	-41.95	-69.11	-58.12	4.10	9.42	V
	2123.58	-48.23	-13	-35.23	-66.11	-51.81	4.90	10.63	V
	2831.36	-57.85	-13	-44.85	-75.44	-62.77	5.55	12.62	V
Highest	1422.68	-50.79	-13	-37.79	-65.18	-53.96	4.10	9.42	H
	2134.02	-50.74	-13	-37.74	-69.05	-54.32	4.90	10.63	H
	2845.36	-57.58	-13	-44.58	-75.57	-62.50	5.55	12.62	H
	1422.68	-52.92	-13	-39.92	-66.97	-56.09	4.10	9.42	V
	2134.02	-45.70	-13	-32.70	-63.73	-49.28	4.90	10.63	V
	2845.36	-57.21	-13	-44.21	-74.84	-62.13	5.55	12.62	V

Remark: Spurious emissions within 30-1000MHz were found more than 20dB below limit line.



LTE Band 17 / 10MHz / QPSK									
Channel	Frequency ( MHz )	ERP ( dBm )	Limit ( dBm )	Over Limit ( dB )	SPA Reading (dBm)	S.G. Power ( dBm )	TX Cable loss ( dB )	TX Antenna Gain (dBi)	Polarization (H/V)
Lowest	1409.18	-53.47	-13	-40.47	-67.96	-56.64	4.10	9.42	H
	2113.77	-48.06	-13	-35.06	-66.25	-51.64	4.90	10.63	H
	2818.36	-57.25	-13	-44.25	-75.12	-62.17	5.55	12.62	H
	1409.18	-53.69	-13	-40.69	-67.85	-56.86	4.10	9.42	V
	2113.77	-47.15	-13	-34.15	-65.03	-50.73	4.90	10.63	V
	2818.36	-57.88	-13	-44.88	-75.42	-62.80	5.55	12.62	V
Middle	1411.18	-52.25	-13	-39.25	-66.74	-55.42	4.10	9.42	H
	2116.77	-41.69	-13	-28.69	-59.88	-45.27	4.90	10.63	H
	2822.36	-57.26	-13	-44.26	-75.13	-62.18	5.55	12.62	H
	1411.18	-55.26	-13	-42.26	-69.42	-58.43	4.10	9.42	V
	2116.77	-41.44	-13	-28.44	-59.32	-45.02	4.90	10.63	V
	2822.36	-57.84	-13	-44.84	-75.38	-62.76	5.55	12.62	V
Highest	1413.18	-52.48	-13	-39.48	-66.97	-55.65	4.10	9.42	H
	2119.77	-46.42	-13	-33.42	-64.61	-50.00	4.90	10.63	H
	2826.36	-57.68	-13	-44.68	-75.56	-62.60	5.55	12.62	H
	1413.18	-53.06	-13	-40.06	-67.22	-56.23	4.10	9.42	V
	2119.77	-45.45	-13	-32.45	-63.33	-49.03	4.90	10.63	V
	2826.36	-58.14	-13	-45.14	-75.69	-63.06	5.55	12.62	V

Remark: Spurious emissions within 30-1000MHz were found more than 20dB below limit line.