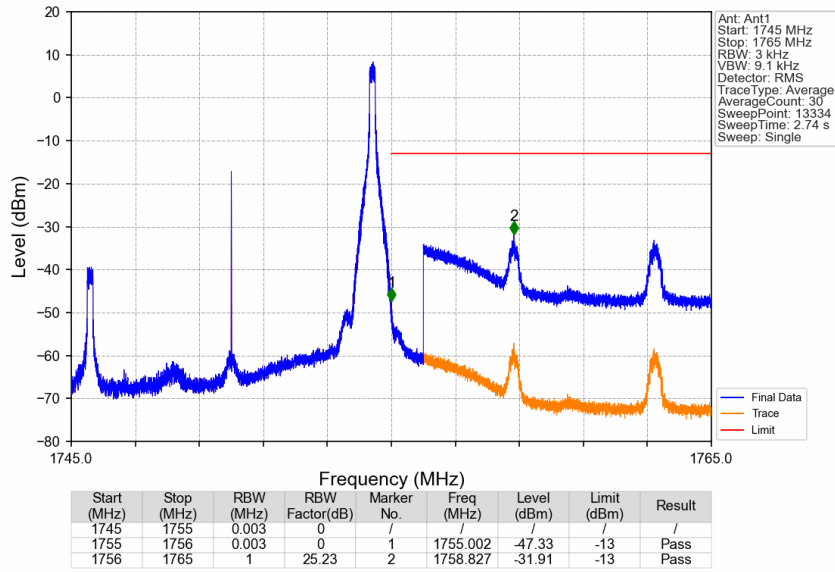
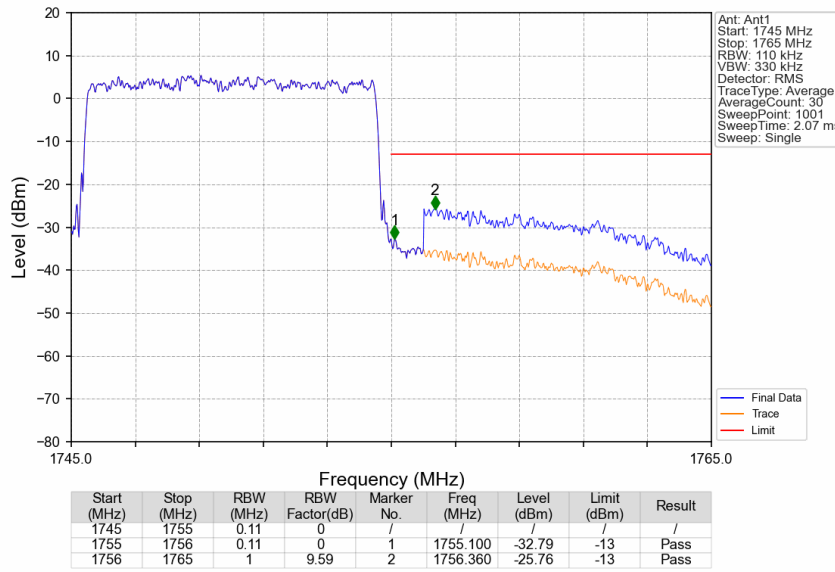


Band4_10MHz_16QAM_HCH_1750MHz_RB_1_49_NTNV



Band4_10MHz_16QAM_HCH_1750MHz_RB_50_0_NTNV

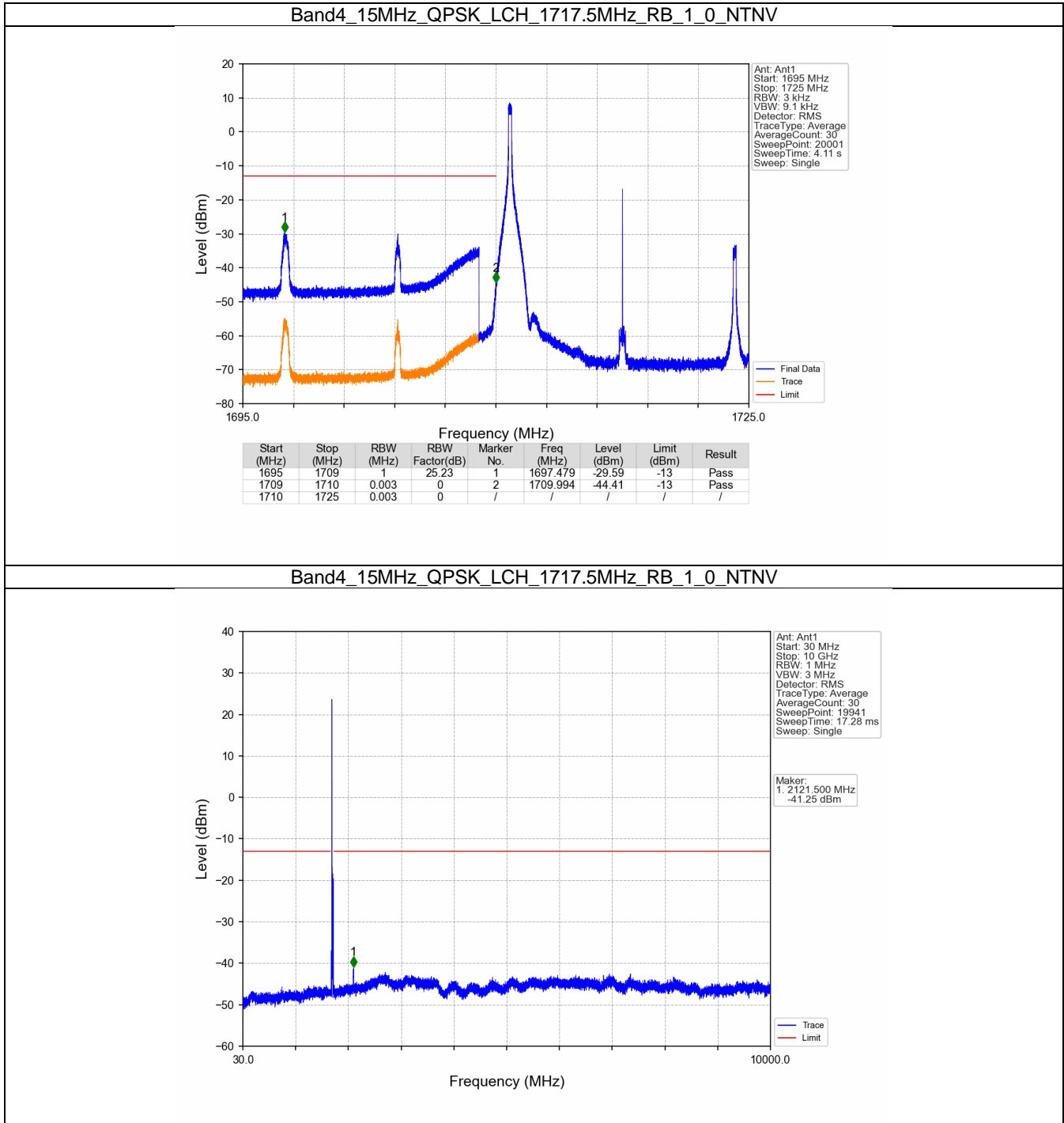


5.5 B4_15MHz

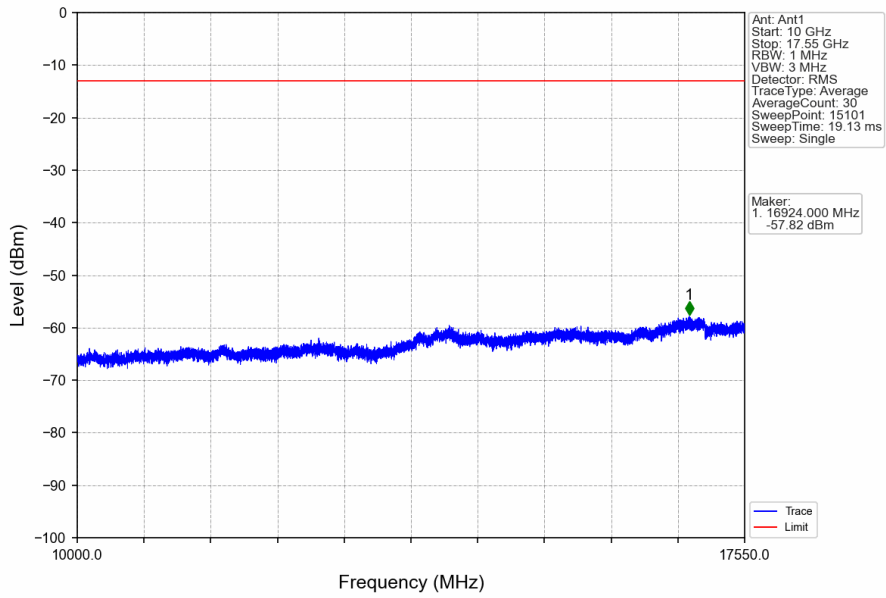
5.5.1 Test Result

Band: 4 / Bandwidth: 15MHz / NTV						
Modulation	Frequency (MHz)	RB Allocation		Spurious Emission		Verdict
		Size	Offset	Result	Limit	
QPSK	1717.5	1	0	Refer To Test Graph		Pass
		75	0	Refer To Test Graph		Pass
	1747.5	1	0	Refer To Test Graph		Pass
		1	0	Refer To Test Graph		Pass
		74		Refer To Test Graph		Pass
		75	0	Refer To Test Graph		Pass
16QAM	1717.5	1	0	Refer To Test Graph		Pass
		75	0	Refer To Test Graph		Pass
	1747.5	1	0	Refer To Test Graph		Pass
		1	0	Refer To Test Graph		Pass
		74		Refer To Test Graph		Pass
		75	0	Refer To Test Graph		Pass

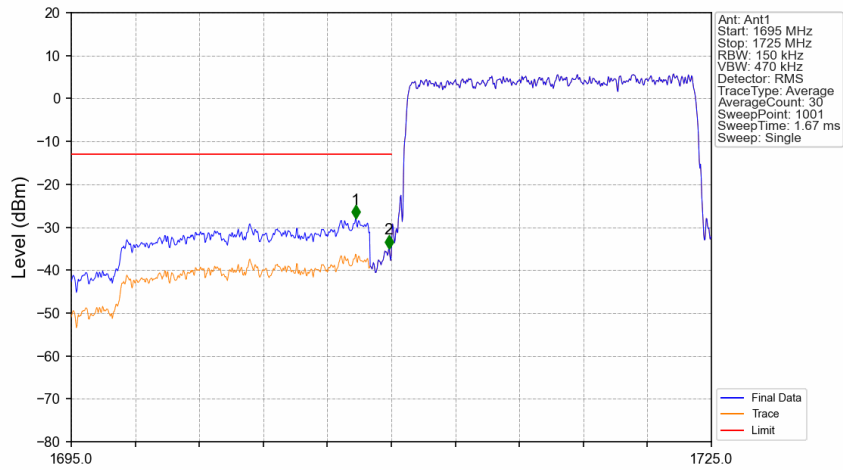
5.5.2 Test Graph



Band4_15MHz_QPSK_LCH_1717.5MHz_RB_1_0_NTNV

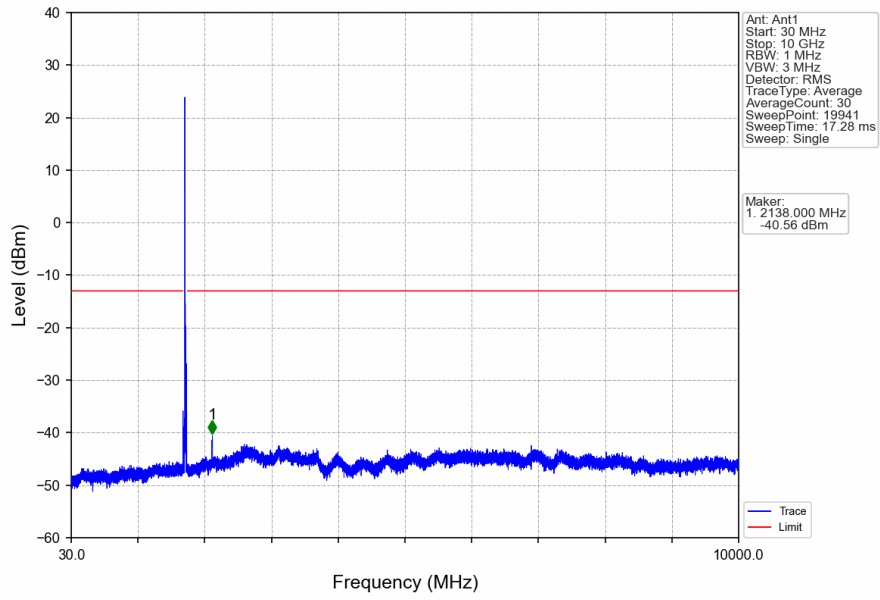


Band4_15MHz_QPSK_LCH_1717.5MHz_RB_75_0_NTNV

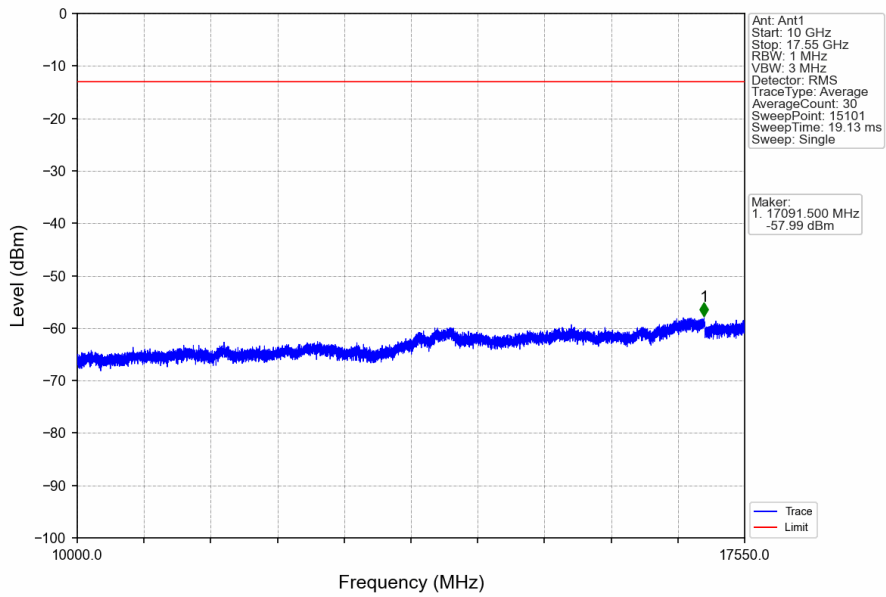


Start (MHz)	Stop (MHz)	RBW (MHz)	RBW Factor(dB)	Marker No.	Freq (MHz)	Level (dBm)	Limit (dBm)	Result
1695	1709	1	8.24	1	1708.320	-28.04	-13	Pass
1709	1710	0.15	0	2	1709.880	-34.95	-13	Pass
1710	1725	0.15	0	/	/	/	/	/

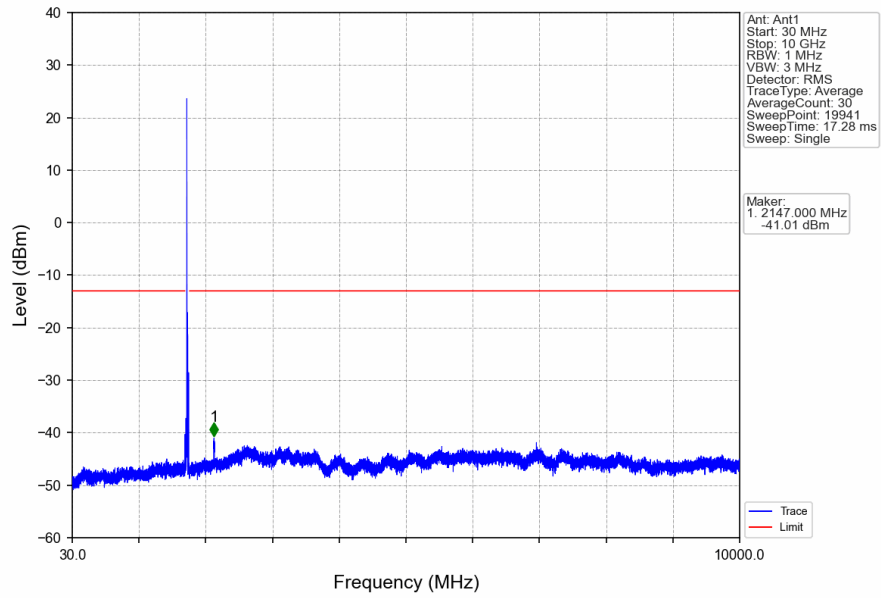
Band4_15MHz_QPSK_MCH_1732.5MHz_RB_1_0_NTNV



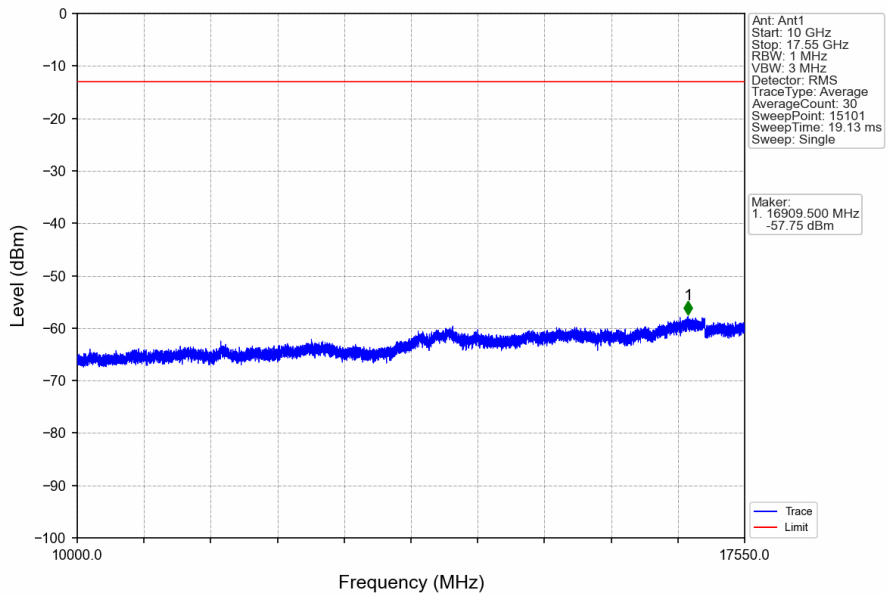
Band4_15MHz_QPSK_MCH_1732.5MHz_RB_1_0_NTNV



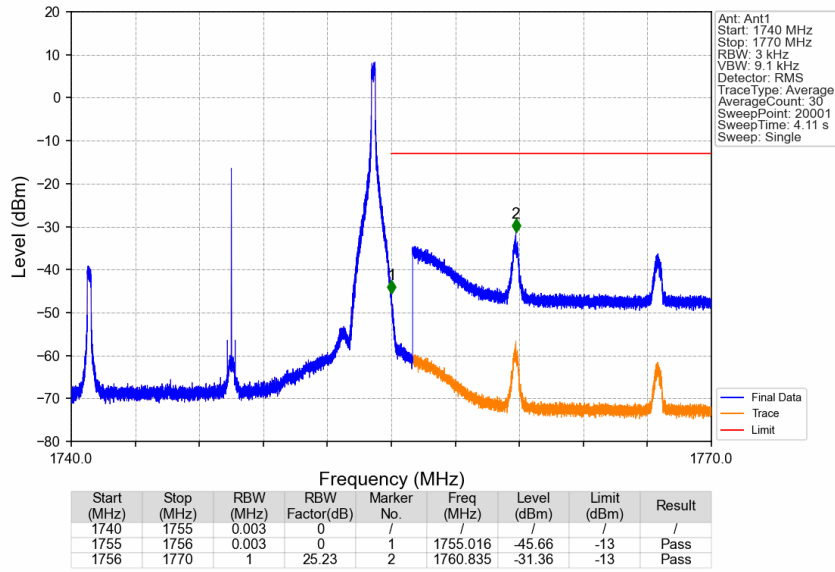
Band4_15MHz_QPSK_HCH_1747.5MHz_RB_1_0_NTNV



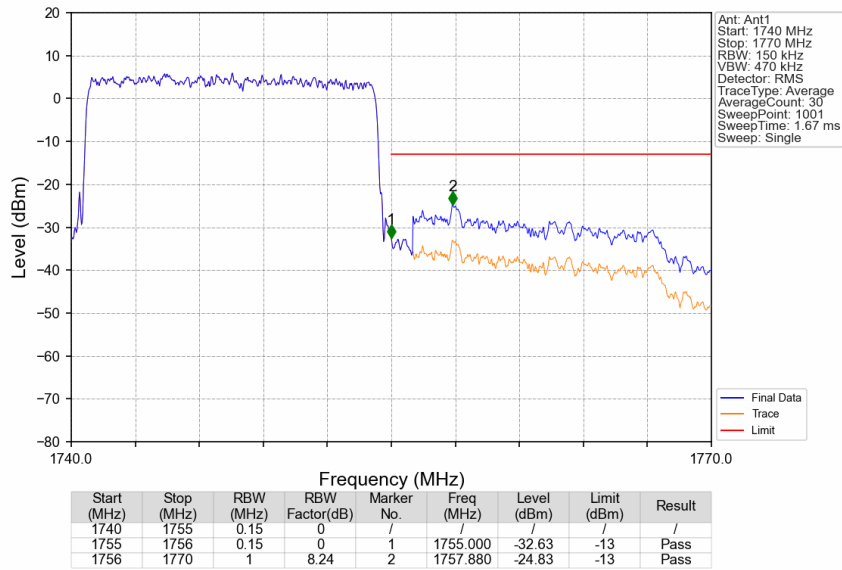
Band4_15MHz_QPSK_HCH_1747.5MHz_RB_1_0_NTNV



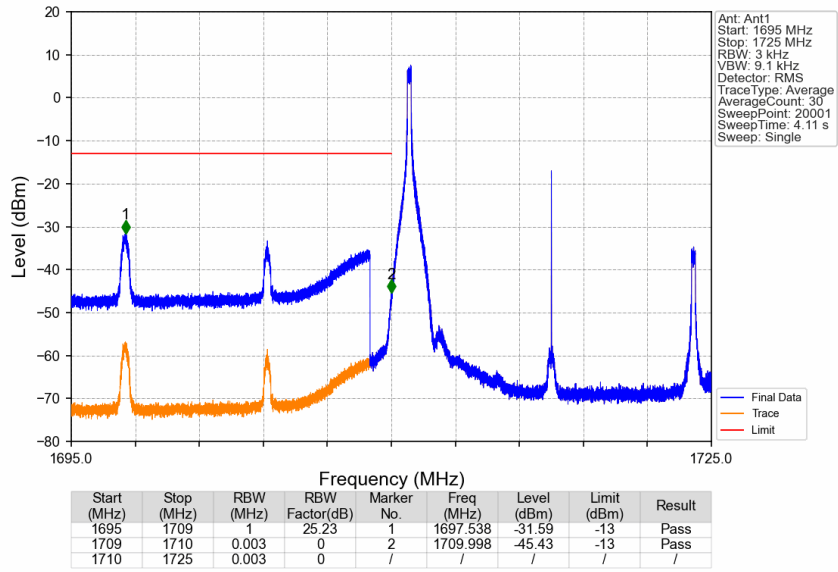
Band4_15MHz_QPSK_HCH_1747.5MHz_RB_1_74_NTNV



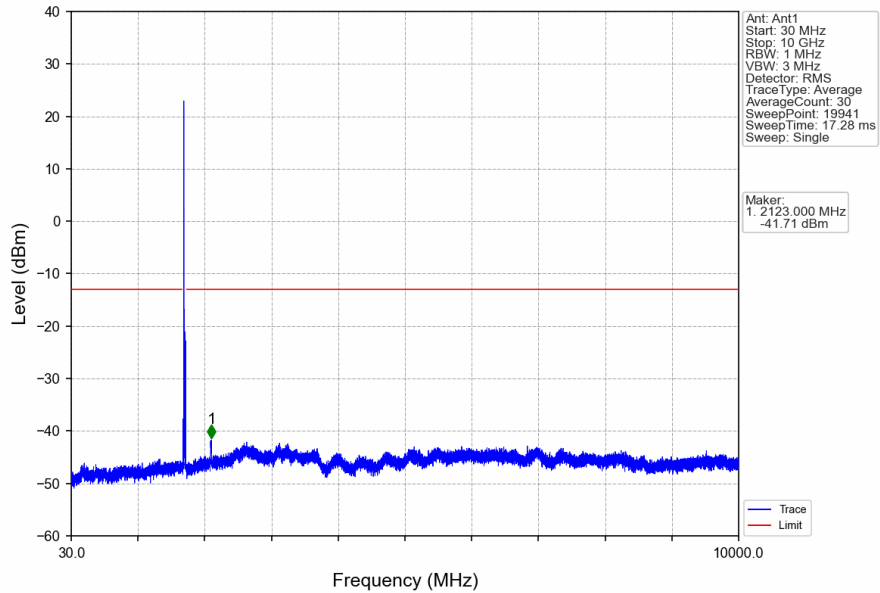
Band4_15MHz_QPSK_HCH_1747.5MHz_RB_75_0_NTNV



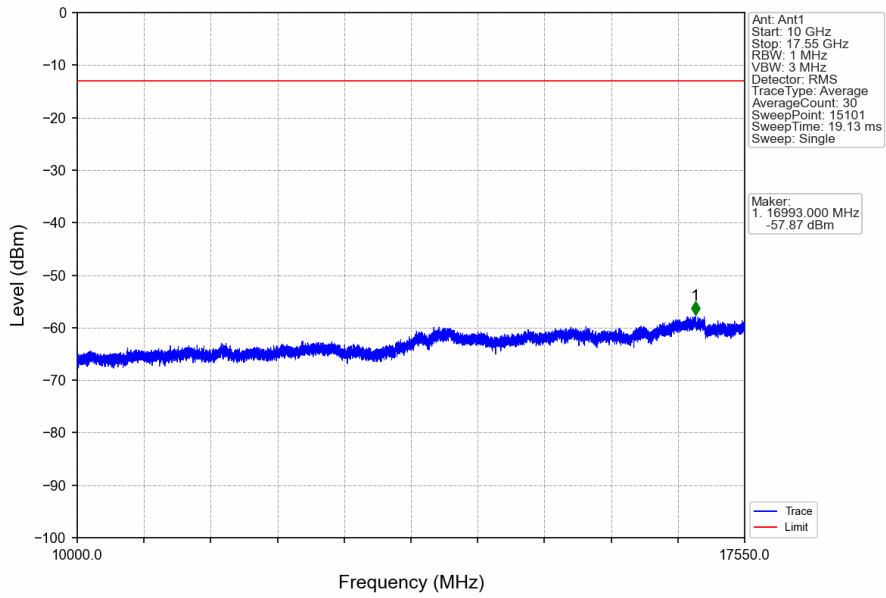
Band4_15MHz_16QAM_LCH_1717.5MHz_RB_1_0_NTNV



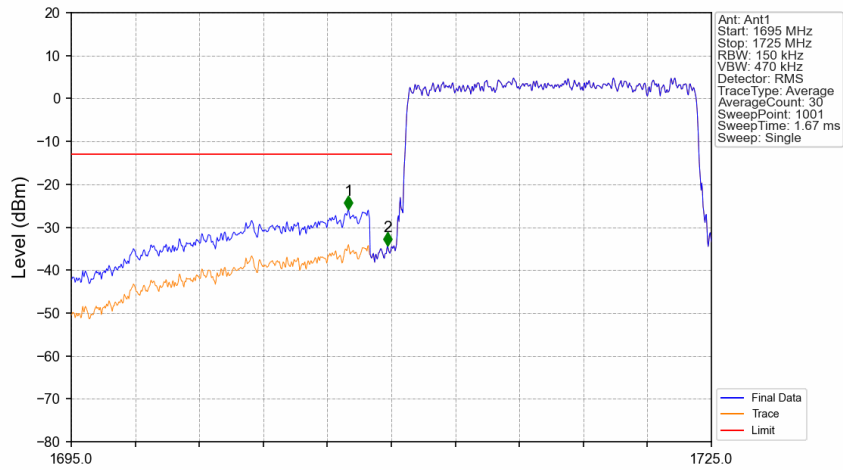
Band4_15MHz_16QAM_LCH_1717.5MHz_RB_1_0_NTNV



Band4_15MHz_16QAM_LCH_1717.5MHz_RB_1_0_NTNV

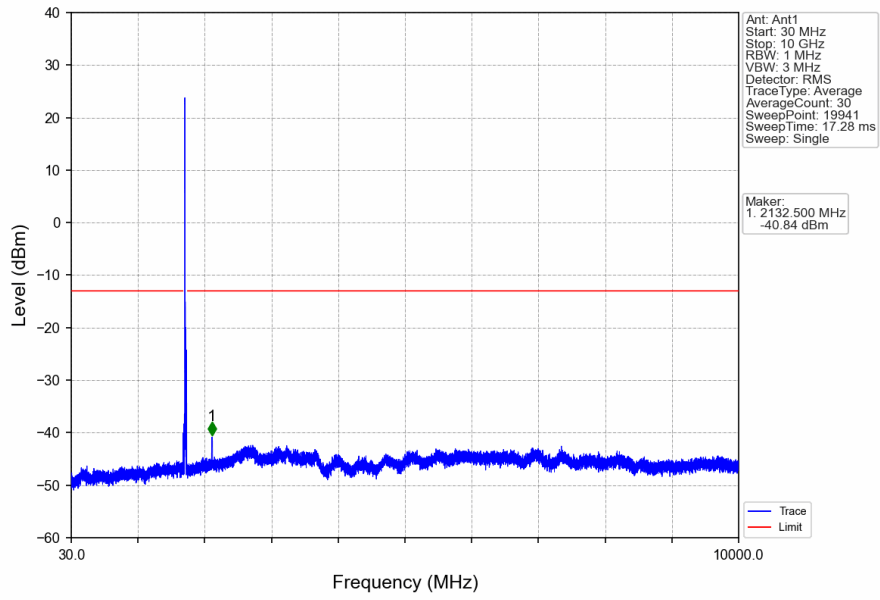


Band4_15MHz_16QAM_LCH_1717.5MHz_RB_75_0_NTNV

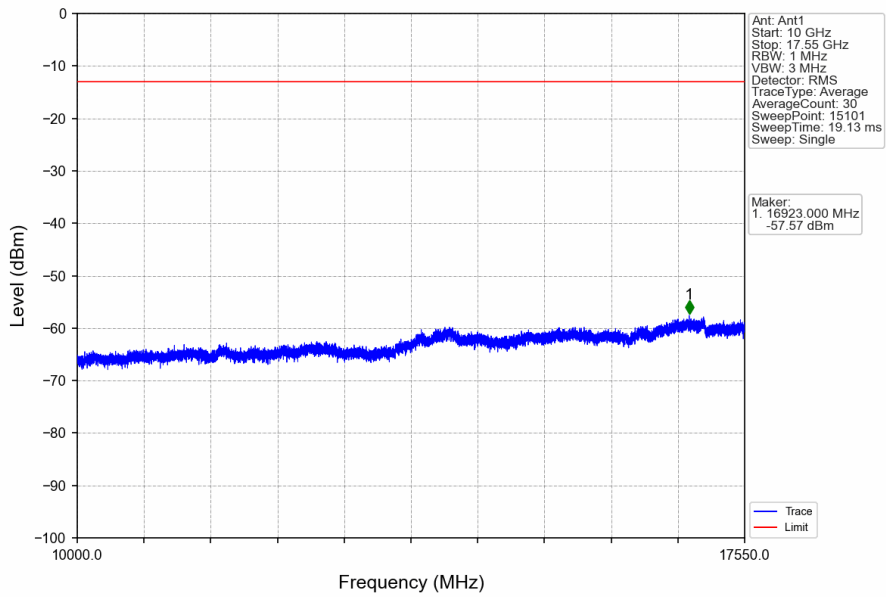


Start (MHz)	Stop (MHz)	RBW (MHz)	RBW Factor(dB)	Marker No.	Freq (MHz)	Level (dBm)	Limit (dBm)	Result
1695	1709	1	8.24	1	1707.990	-25.82	-13	Pass
1709	1710	0.15	0	2	1709.820	-34.35	-13	Pass
1710	1725	0.15	0	/	/	/	/	/

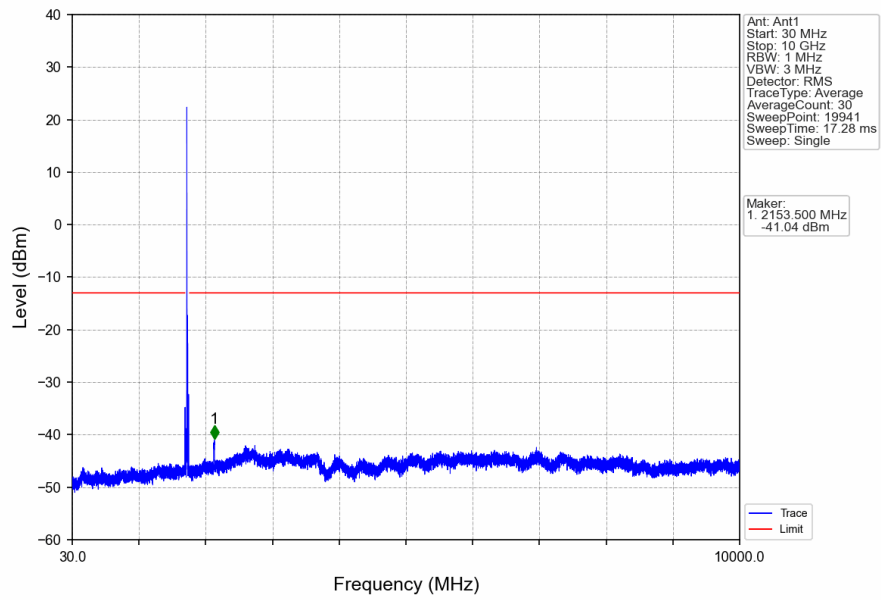
Band4_15MHz_16QAM_MCH_1732.5MHz_RB_1_0_NTNV



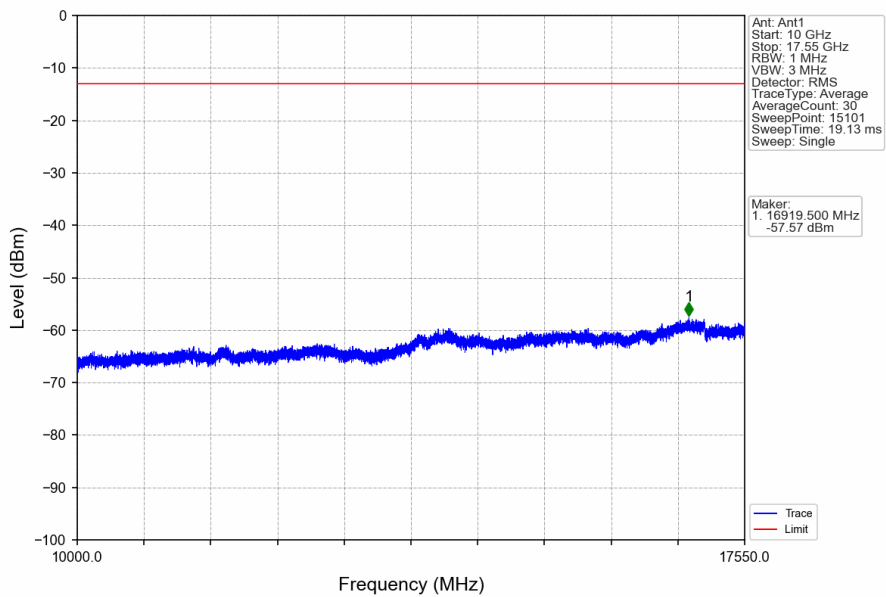
Band4_15MHz_16QAM_MCH_1732.5MHz_RB_1_0_NTNV



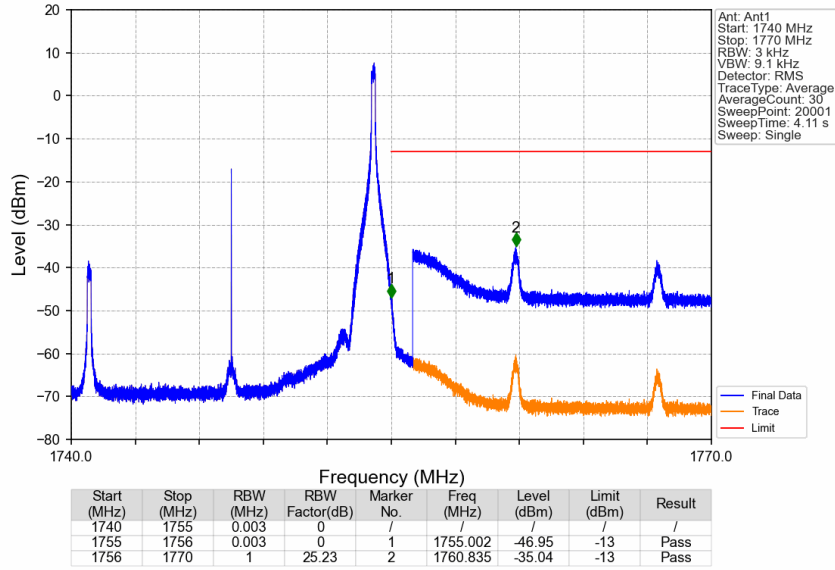
Band4_15MHz_16QAM_HCH_1747.5MHz_RB_1_0_NTNV



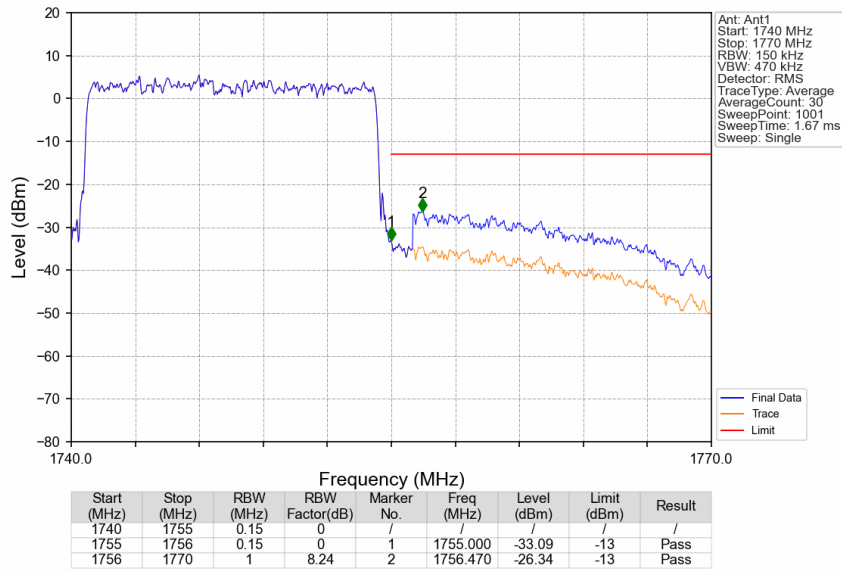
Band4_15MHz_16QAM_HCH_1747.5MHz_RB_1_0_NTNV



Band4_15MHz_16QAM_HCH_1747.5MHz_RB_1_74_NTNV



Band4_15MHz_16QAM_HCH_1747.5MHz_RB_75_0_NTNV

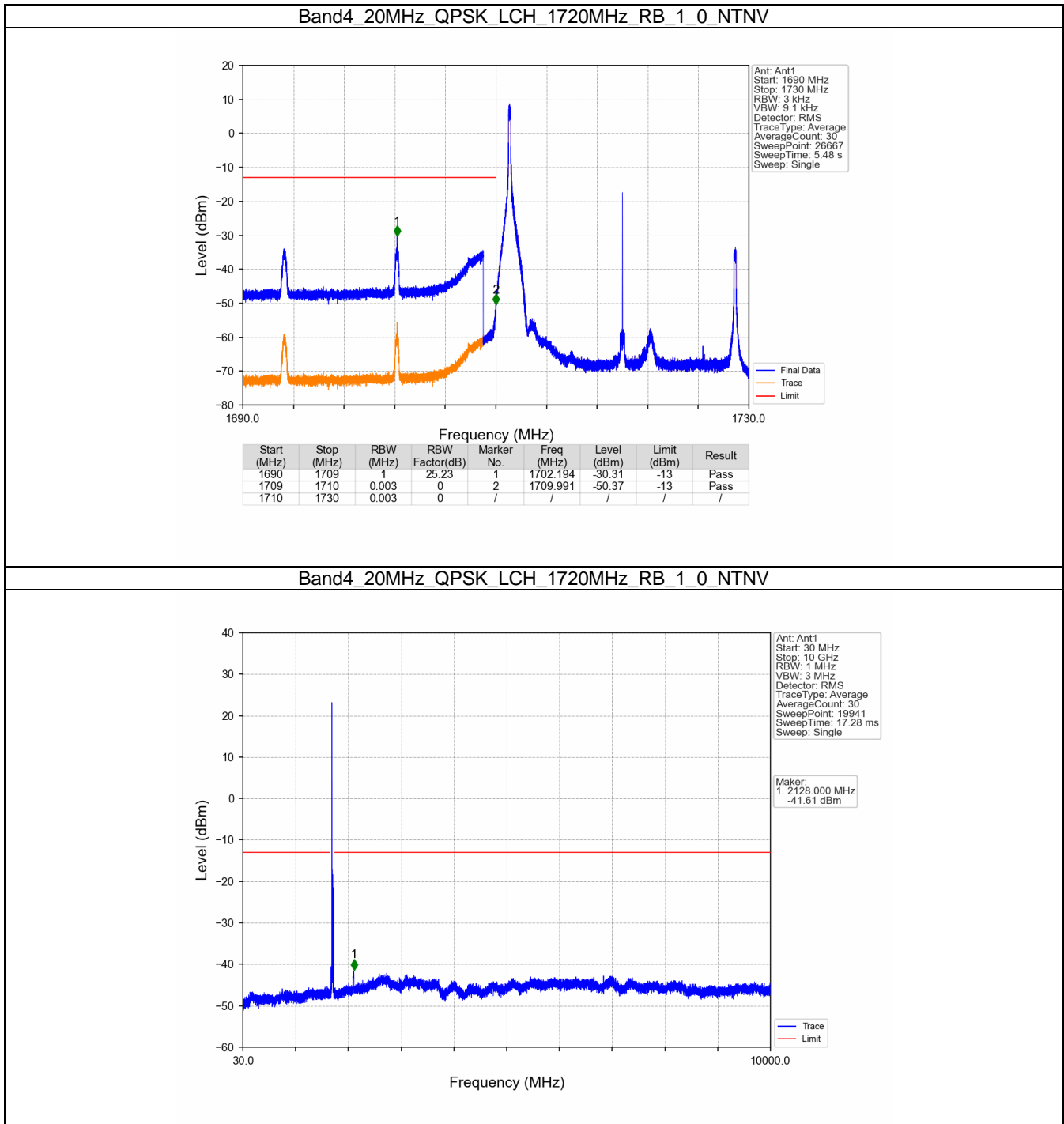


5.6 B4_20MHz

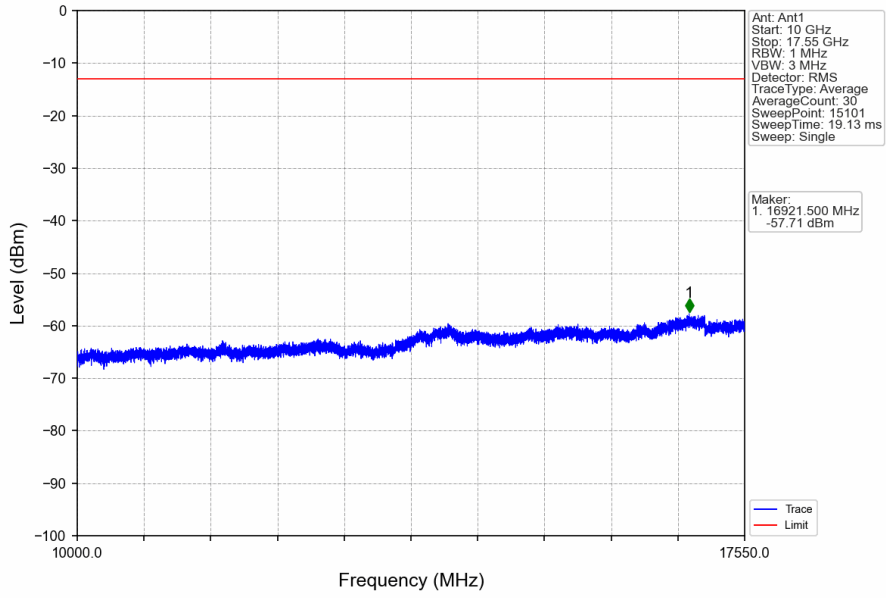
5.6.1 Test Result

Band: 4 / Bandwidth: 20MHz / NTN						
Modulation	Frequency (MHz)	RB Allocation		Spurious Emission		Verdict
		Size	Offset	Result	Limit	
QPSK	1720	1	0	Refer To Test Graph		Pass
		100	0	Refer To Test Graph		Pass
	1745	1	0	Refer To Test Graph		Pass
		1	99	Refer To Test Graph		Pass
		100	0	Refer To Test Graph		Pass
		100	0	Refer To Test Graph		Pass
16QAM	1720	1	0	Refer To Test Graph		Pass
		100	0	Refer To Test Graph		Pass
	1745	1	0	Refer To Test Graph		Pass
		1	99	Refer To Test Graph		Pass
		100	0	Refer To Test Graph		Pass
		100	0	Refer To Test Graph		Pass

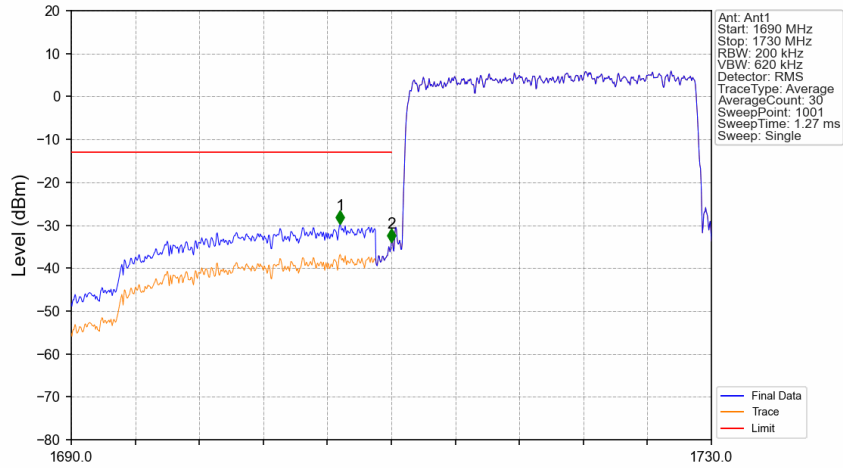
5.6.2 Test Graph



Band4_20MHz_QPSK_LCH_1720MHz_RB_1_0_NTNV

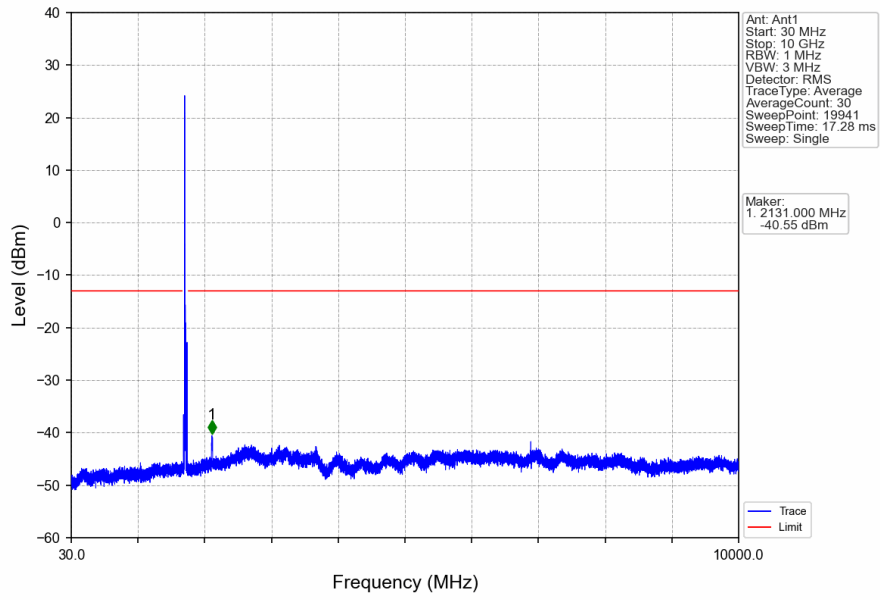


Band4_20MHz_QPSK_LCH_1720MHz_RB_100_0_NTNV

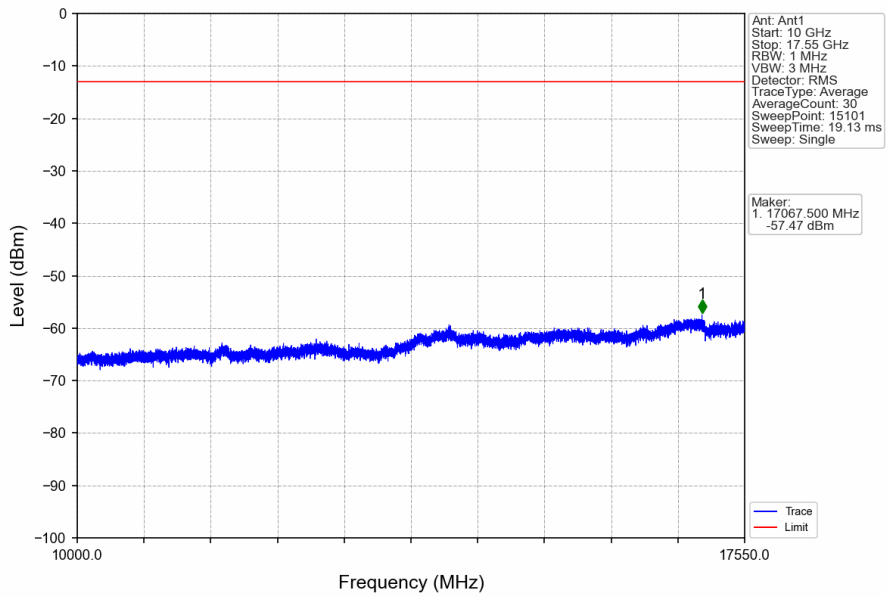


Start (MHz)	Stop (MHz)	RBW (MHz)	RBW Factor(dB)	Marker No.	Freq (MHz)	Level (dBm)	Limit (dBm)	Result
1690	1709	1	6.99	1	1706.800	-29.81	-13	Pass
1709	1710	0.2	0	2	1710.000	-33.98	-13	Pass
1710	1730	0.2	0	/	/	/	/	/

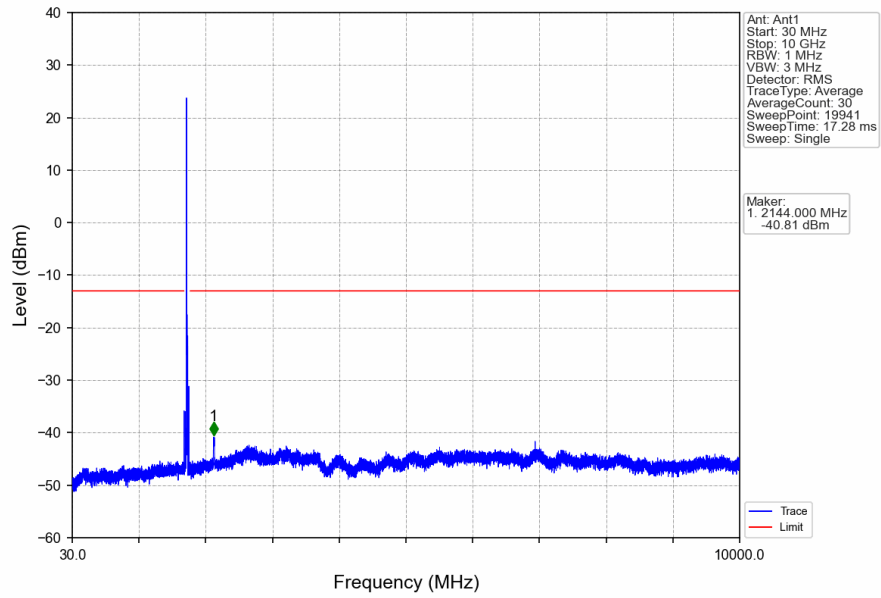
Band4_20MHz_QPSK_MCH_1732.5MHz_RB_1_0_NTNV



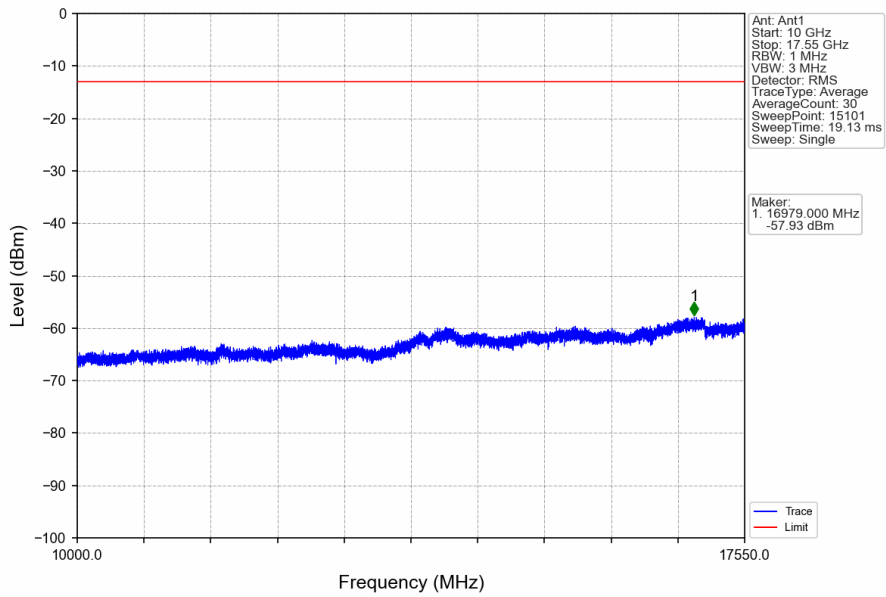
Band4_20MHz_QPSK_MCH_1732.5MHz_RB_1_0_NTNV



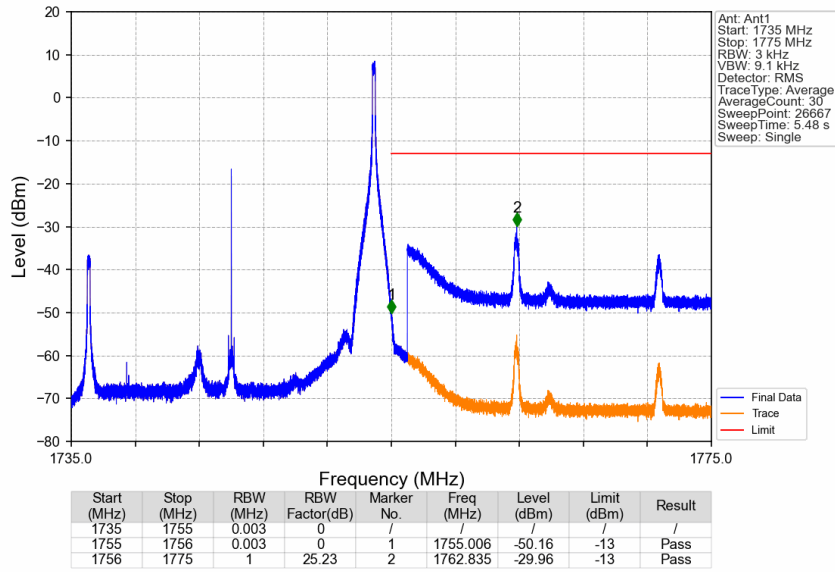
Band4_20MHz_QPSK_HCH_1745MHz_RB_1_0_NTNV



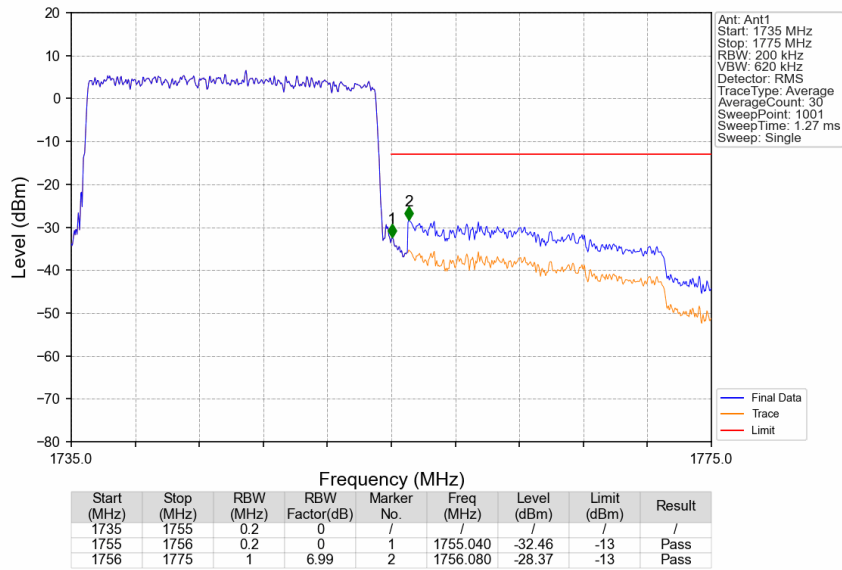
Band4_20MHz_QPSK_HCH_1745MHz_RB_1_0_NTNV



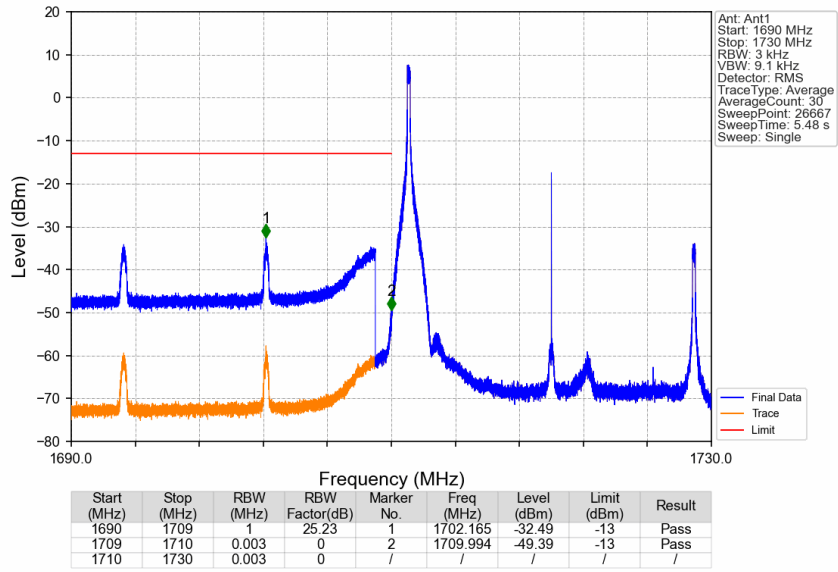
Band4_20MHz_QPSK_HCH_1745MHz_RB_1_99_NTNV



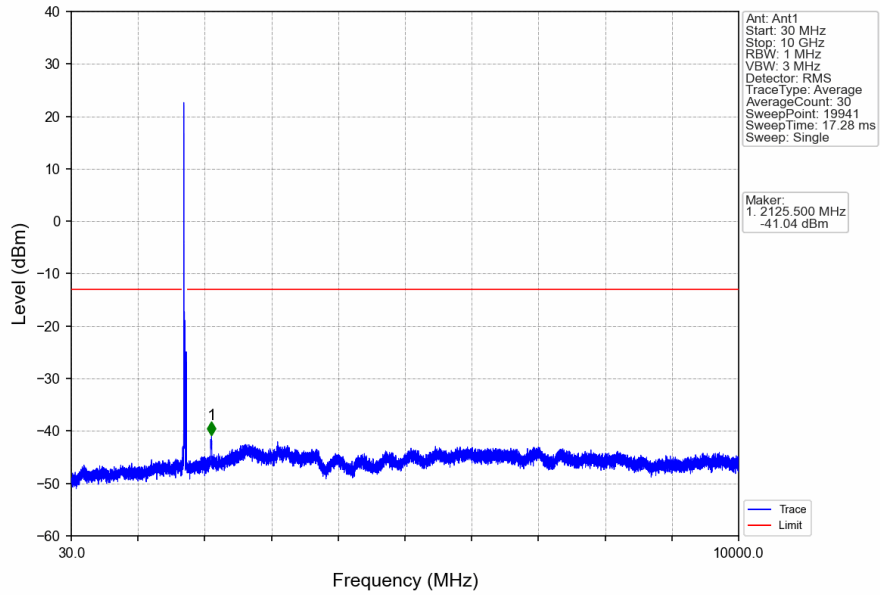
Band4_20MHz_QPSK_HCH_1745MHz_RB_100_0_NTNV



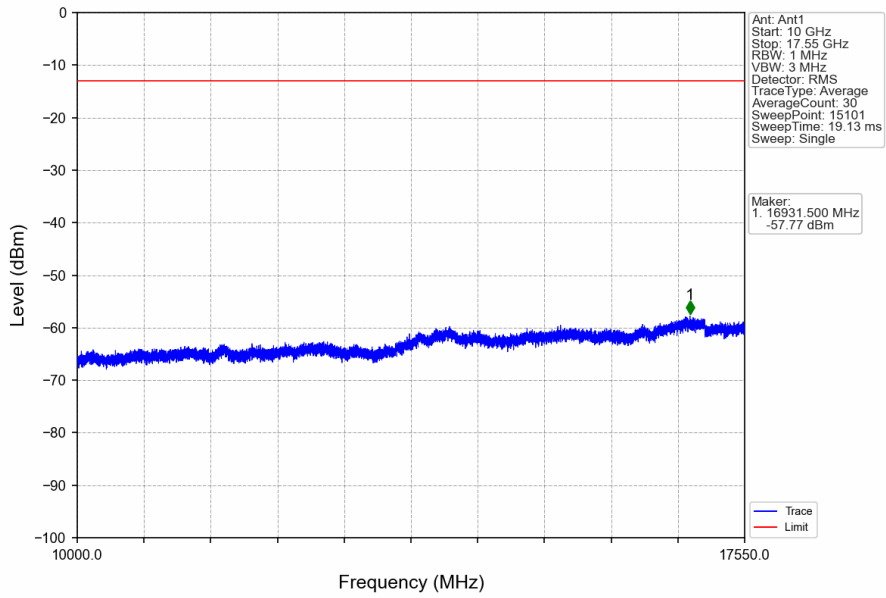
Band4_20MHz_16QAM_LCH_1720MHz_RB_1_0_NTNV



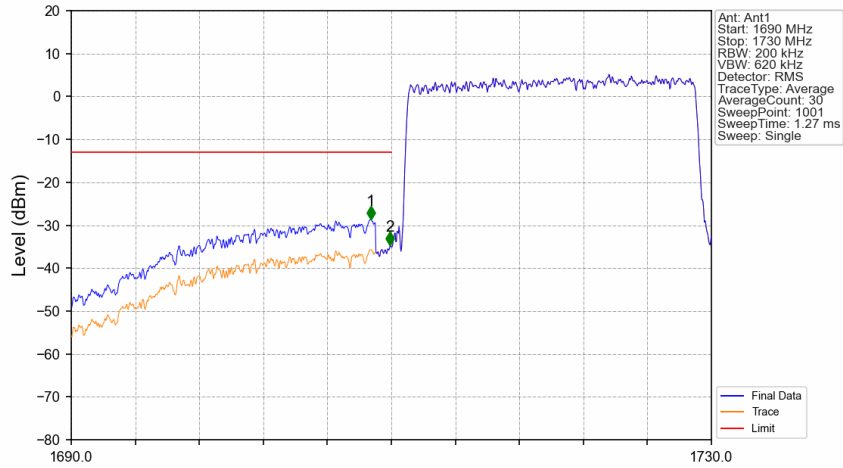
Band4_20MHz_16QAM_LCH_1720MHz_RB_1_0_NTNV



Band4_20MHz_16QAM_LCH_1720MHz_RB_1_0_NTNV

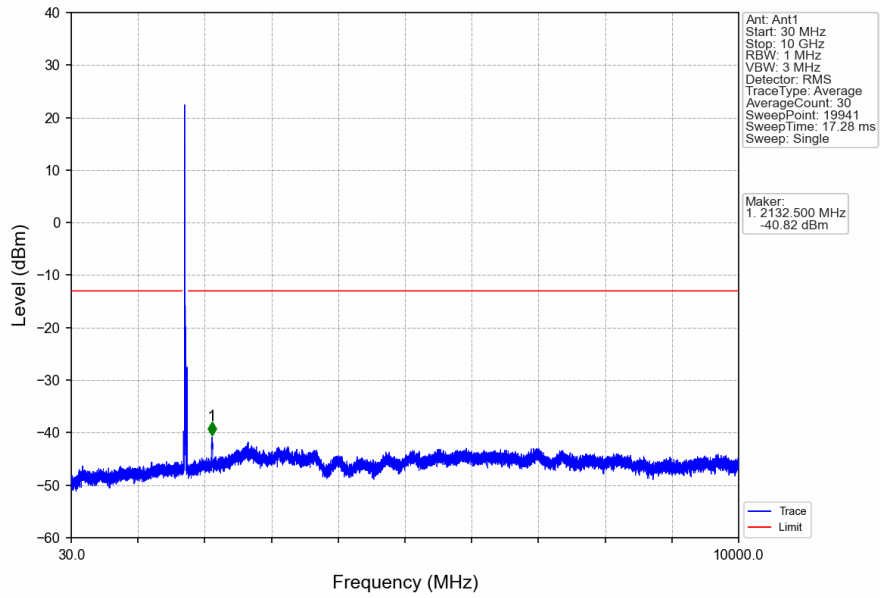


Band4_20MHz_16QAM_LCH_1720MHz_RB_100_0_NTNV

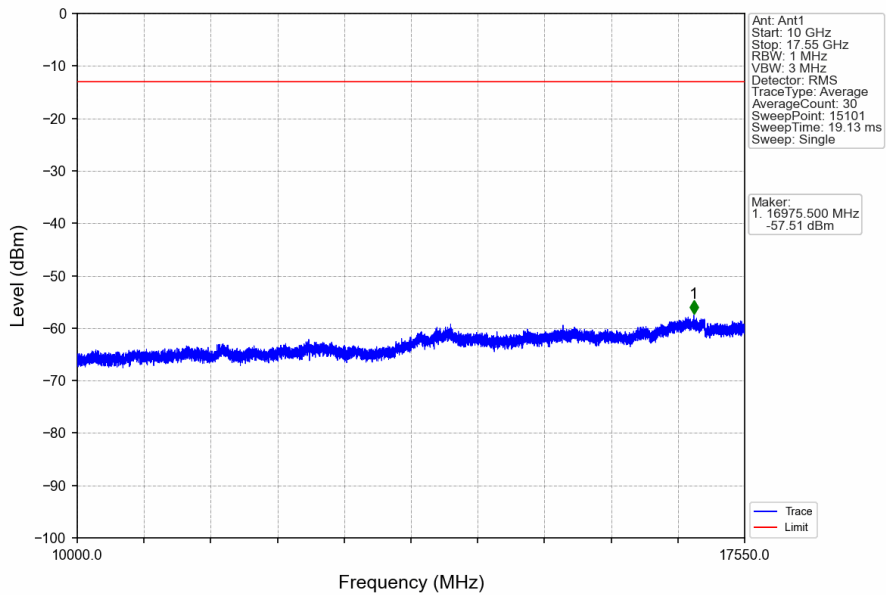


Start (MHz)	Stop (MHz)	RBW (MHz)	RBW Factor(dB)	Marker No.	Freq (MHz)	Level (dBm)	Limit (dBm)	Result
1690	1709	1	6.99	1	1708.720	-28.68	-13	Pass
1709	1710	0.2	0	2	1709.920	-34.72	-13	Pass
1710	1730	0.2	0	/	/	/	/	/

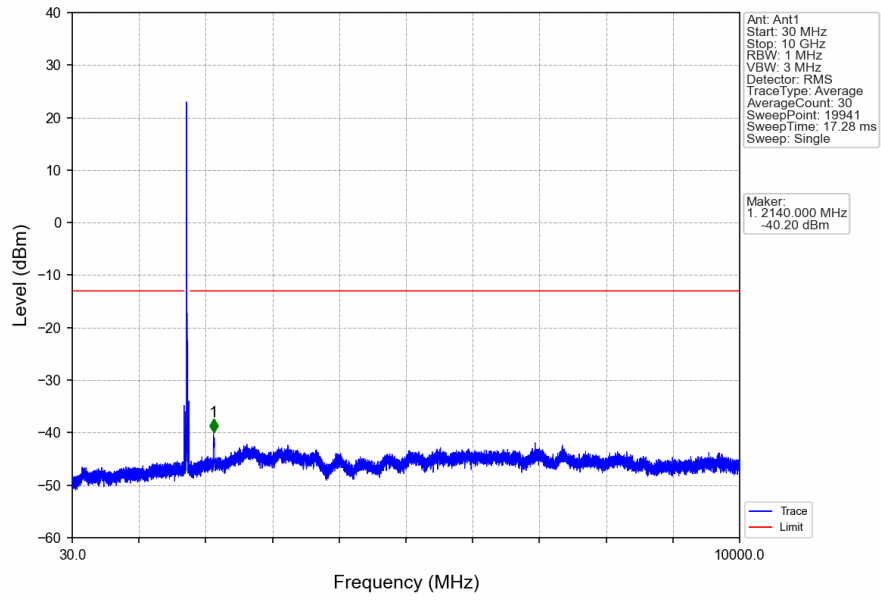
Band4_20MHz_16QAM_MCH_1732.5MHz_RB_1_0_NTNV



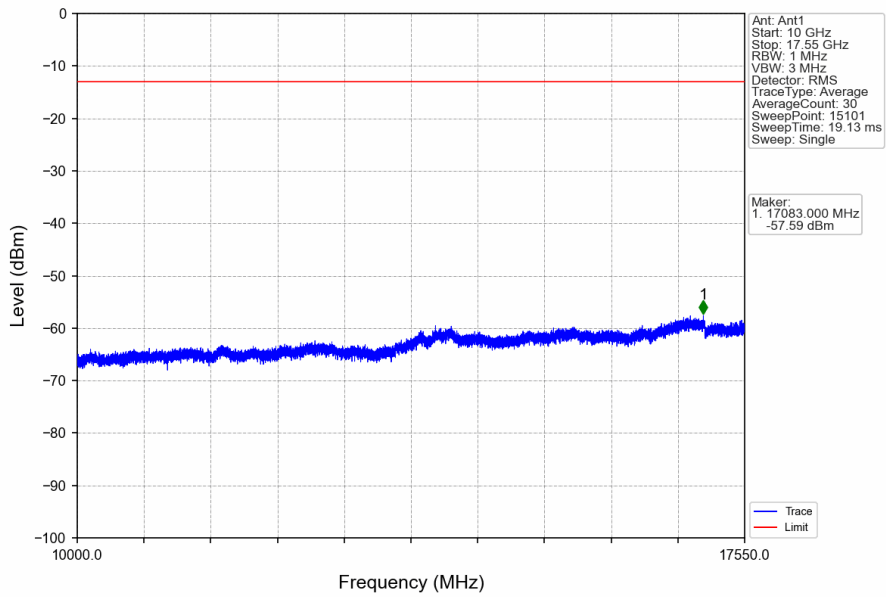
Band4_20MHz_16QAM_MCH_1732.5MHz_RB_1_0_NTNV



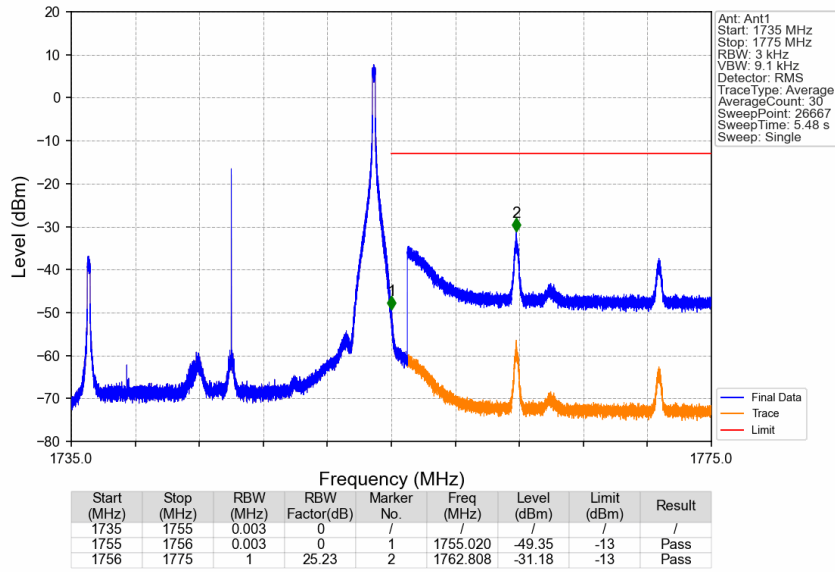
Band4_20MHz_16QAM_HCH_1745MHz_RB_1_0_NTNV



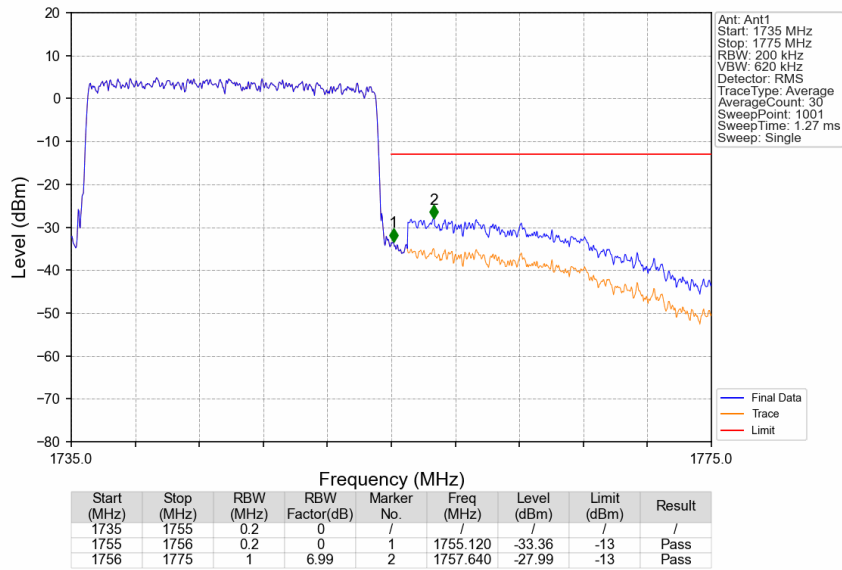
Band4_20MHz_16QAM_HCH_1745MHz_RB_1_0_NTNV



Band4_20MHz_16QAM_HCH_1745MHz_RB_1_99_NTNV



Band4_20MHz_16QAM_HCH_1745MHz_RB_100_0_NTNV



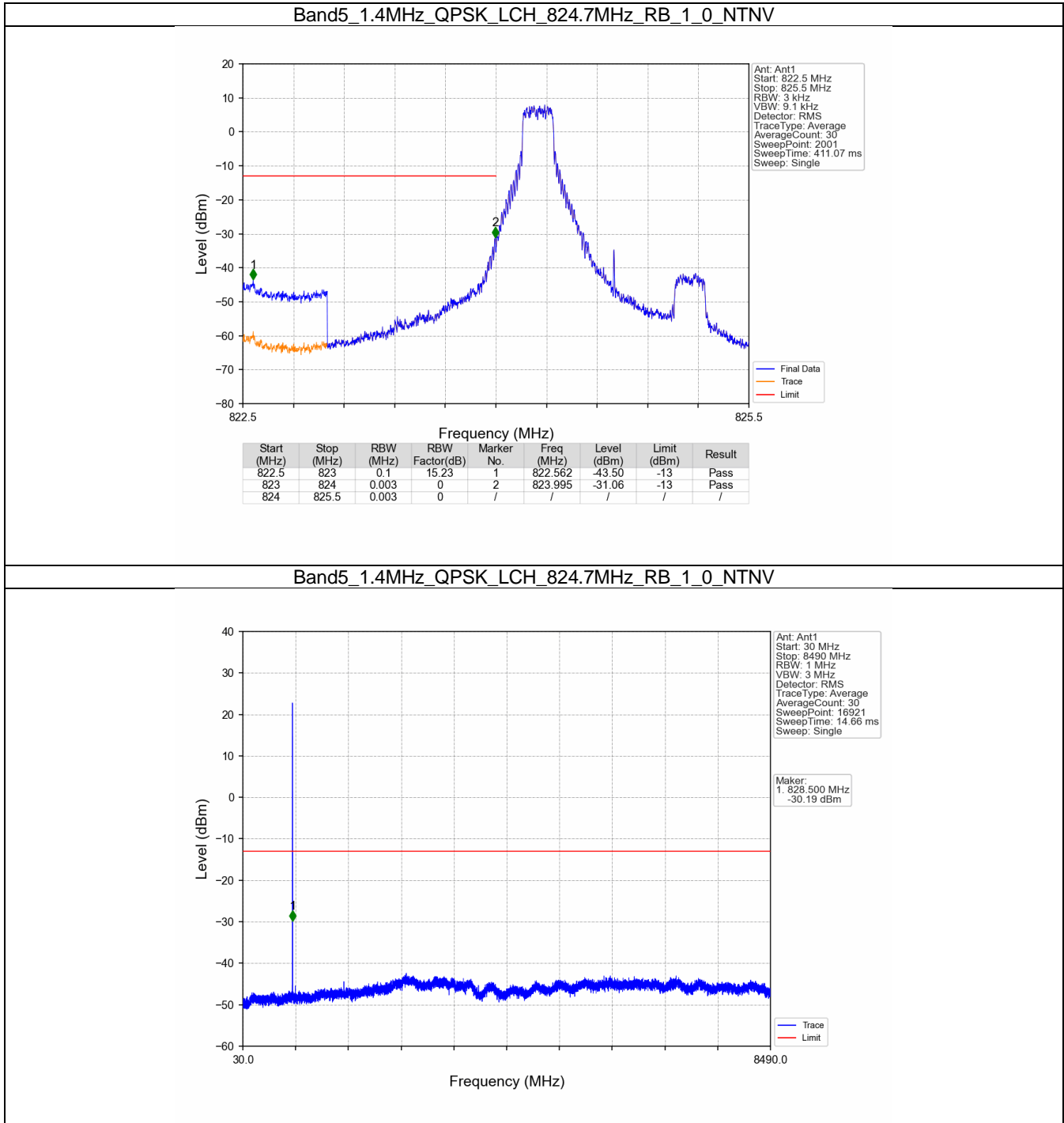
6. Spurious Emission

6.1 B5_1.4MHz

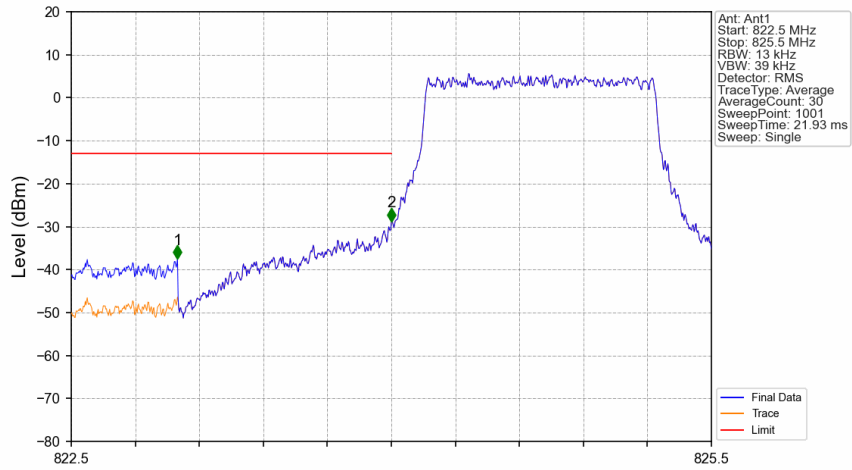
6.1.1 Test Result

Band: 5 / Bandwidth: 1.4MHz / NTV						
Modulation	Frequency (MHz)	RB Allocation		Spurious Emission		Verdict
		Size	Offset	Result	Limit	
QPSK	824.7	1	0	Refer To Test Graph		Pass
		6	0	Refer To Test Graph		Pass
	836.5	1	0	Refer To Test Graph		Pass
		1	0	Refer To Test Graph		Pass
			5	Refer To Test Graph		Pass
		6	0	Refer To Test Graph		Pass
16QAM	824.7	1	0	Refer To Test Graph		Pass
		6	0	Refer To Test Graph		Pass
	836.5	1	0	Refer To Test Graph		Pass
		1	0	Refer To Test Graph		Pass
			5	Refer To Test Graph		Pass
		6	0	Refer To Test Graph		Pass

6.1.2 Test Graph

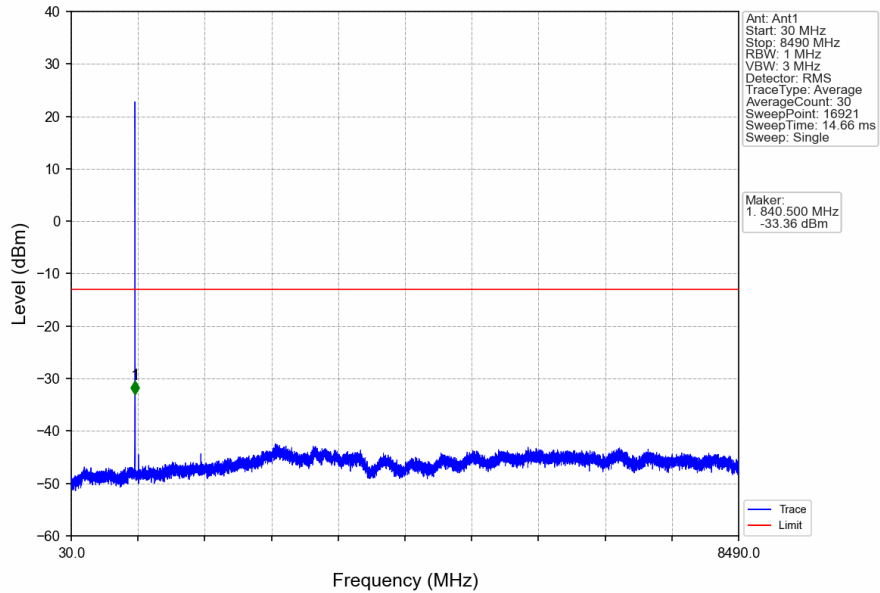


Band5_1.4MHz_QPSK_LCH_824.7MHz_RB_6_0_NTNV

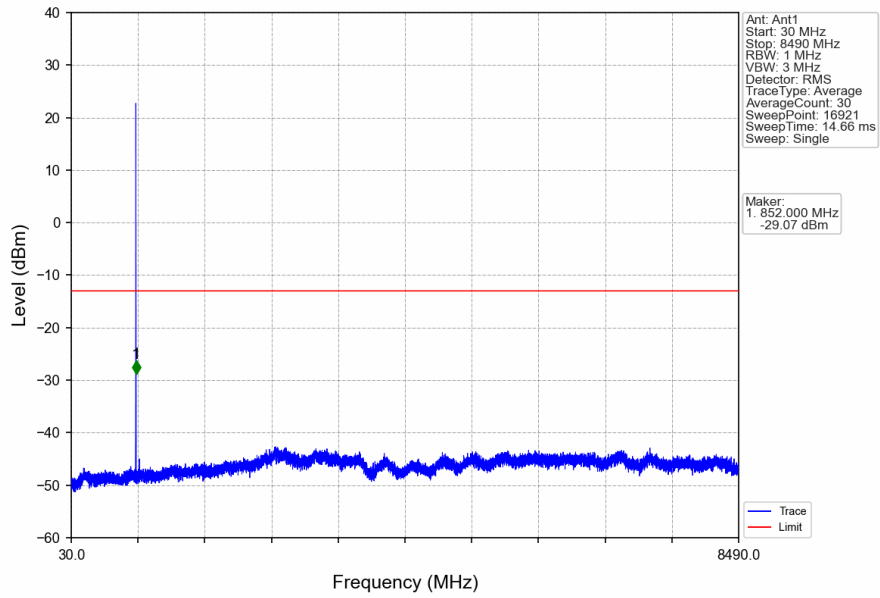


Start (MHz)	Stop (MHz)	RBW (MHz)	RBW Factor(dB)	Marker No.	Freq (MHz)	Level (dBm)	Limit (dBm)	Result
822.5	823	0.1	8.86	1	822.998	-37.50	-13	Pass
823	824	0.013	0	2	824.000	-28.79	-13	Pass
824	825.5	0.013	0	/	/	/	/	/

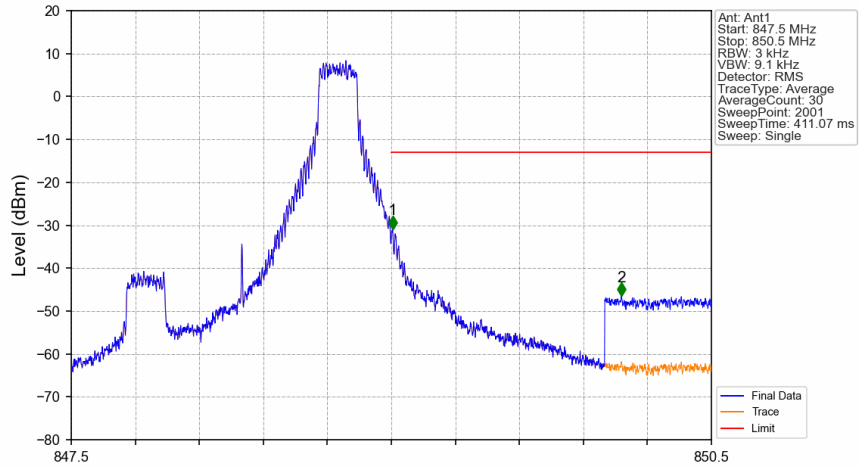
Band5_1.4MHz_QPSK_MCH_836.5MHz_RB_1_0_NTNV



Band5_1.4MHz_QPSK_HCH_848.3MHz_RB_1_0_NTNV

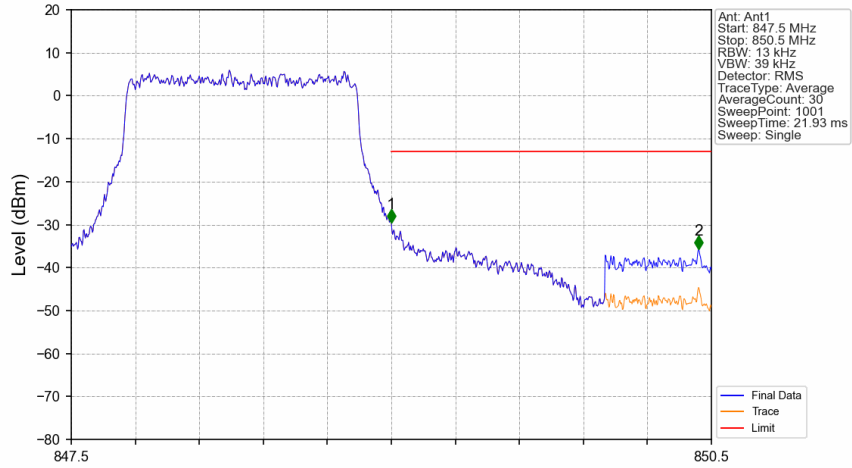


Band5_1.4MHz_QPSK_HCH_848.3MHz_RB_1_5_NTNV



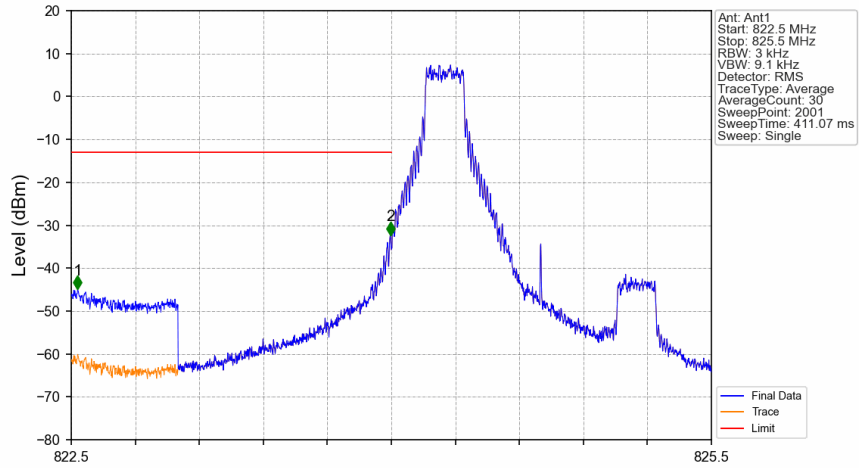
Start (MHz)	Stop (MHz)	RBW (MHz)	RBW Factor(dB)	Marker No.	Freq (MHz)	Level (dBm)	Limit (dBm)	Result
847.5	849	0.003	0	/	/	/	/	/
849	850	0.003	0	1	849.006	-30.89	-13	Pass
850	850.5	0.1	15.23	2	850.077	-46.56	-13	Pass

Band5_1.4MHz_QPSK_HCH_848.3MHz_RB_6_0_NTNV



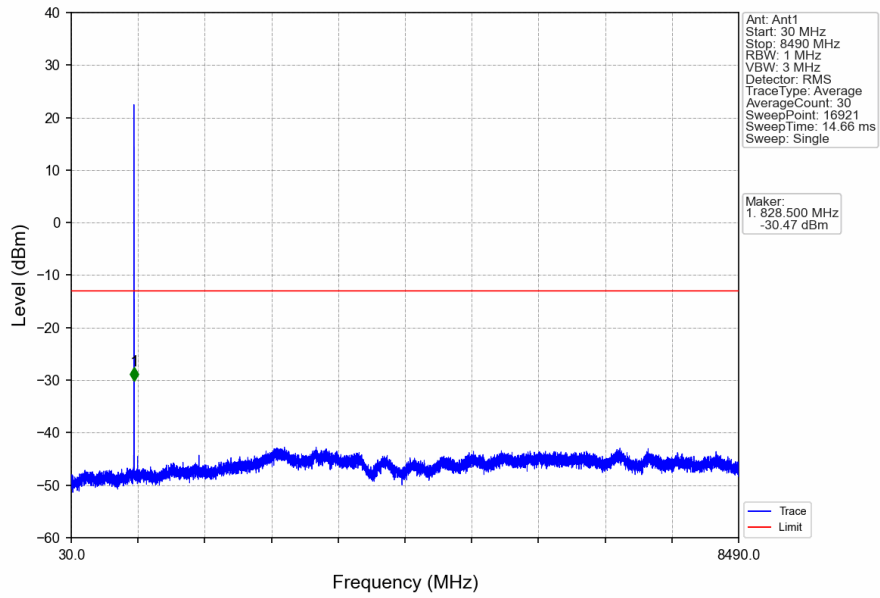
Start (MHz)	Stop (MHz)	RBW (MHz)	RBW Factor(dB)	Marker No.	Freq (MHz)	Level (dBm)	Limit (dBm)	Result
847.5	849	0.013	0	/	/	/	/	/
849	850	0.013	0	1	849.000	-29.61	-13	Pass
850	850.5	0.1	8.86	2	850.440	-35.73	-13	Pass

Band5_1.4MHz_16QAM_LCH_824.7MHz_RB_1_0_NTNV

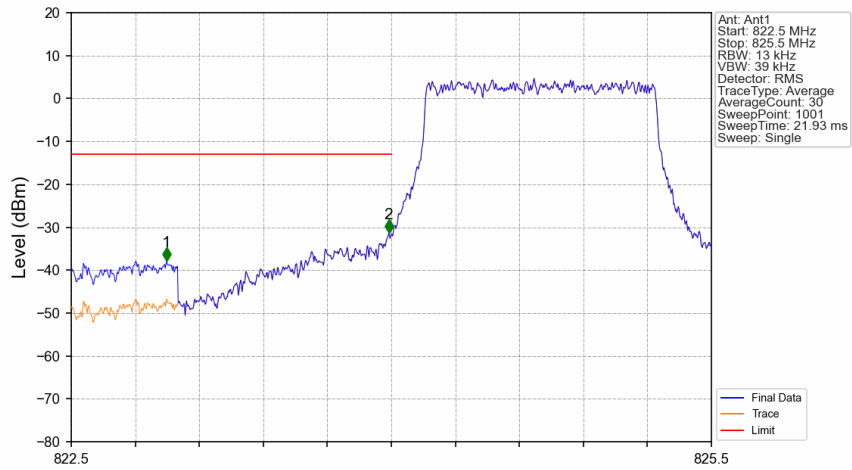


Start (MHz)	Stop (MHz)	RBW (MHz)	RBW Factor(dB)	Marker No.	Freq (MHz)	Level (dBm)	Limit (dBm)	Result
822.5	823	0.1	15.23	1	822.530	-44.88	-13	Pass
823	824	0.003	0	2	823.995	-32.29	-13	Pass
824	825.5	0.003	0	/	/	/	/	/

Band5_1.4MHz_16QAM_LCH_824.7MHz_RB_1_0_NTNV

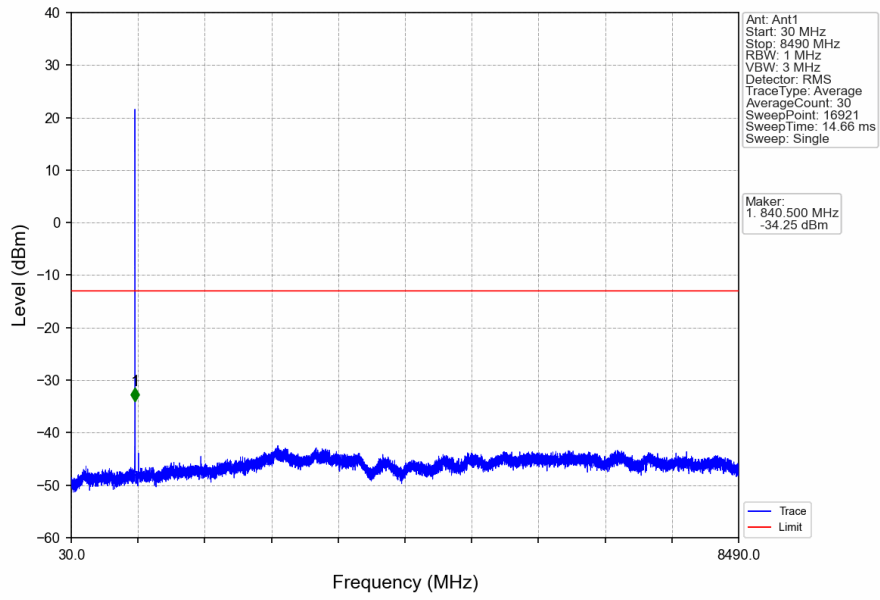


Band5_1.4MHz_16QAM_LCH_824.7MHz_RB_6_0_NTNV

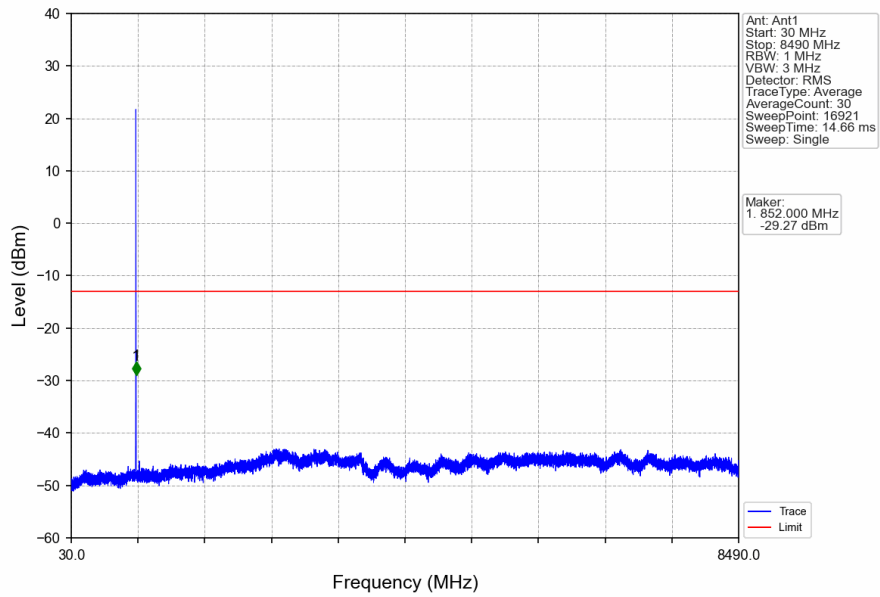


Start (MHz)	Stop (MHz)	RBW (MHz)	RBW Factor(dB)	Marker No.	Freq (MHz)	Level (dBm)	Limit (dBm)	Result
822.5	823	0.1	8.86	1	822.947	-37.85	-13	Pass
823	824	0.013	0	2	823.988	-31.31	-13	Pass
824	825.5	0.013	0	/	/	/	/	/

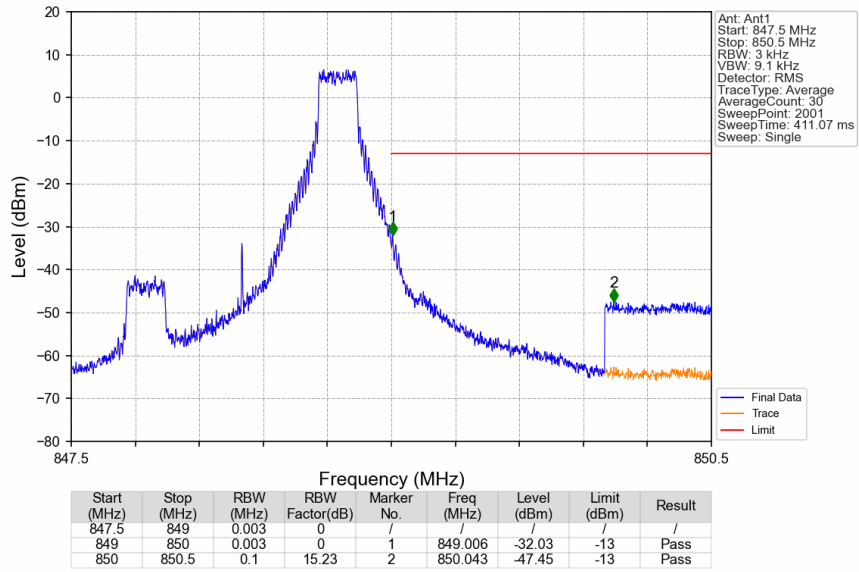
Band5_1.4MHz_16QAM_MCH_836.5MHz_RB_1_0_NTNV



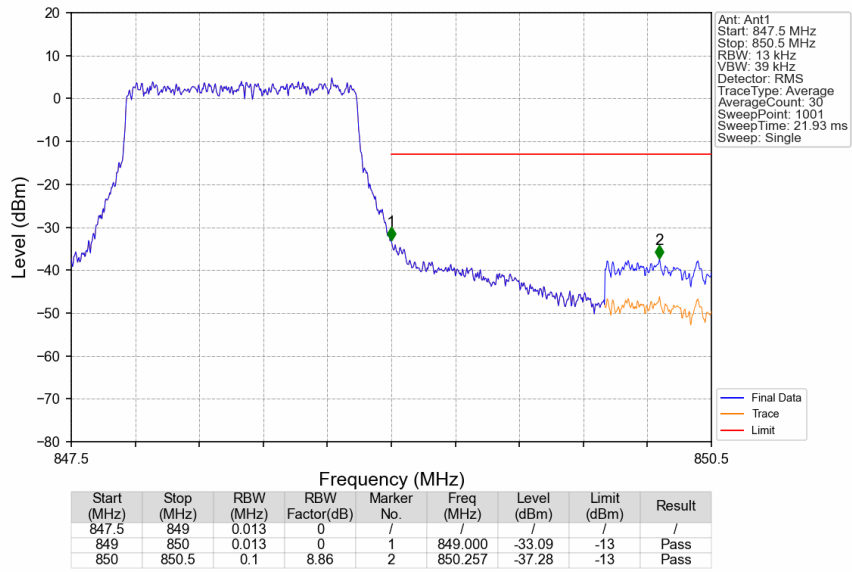
Band5_1.4MHz_16QAM_HCH_848.3MHz_RB_1_0_NTNV



Band5_1.4MHz_16QAM_HCH_848.3MHz_RB_1_5_NTNV



Band5_1.4MHz_16QAM_HCH_848.3MHz_RB_6_0_NTNV

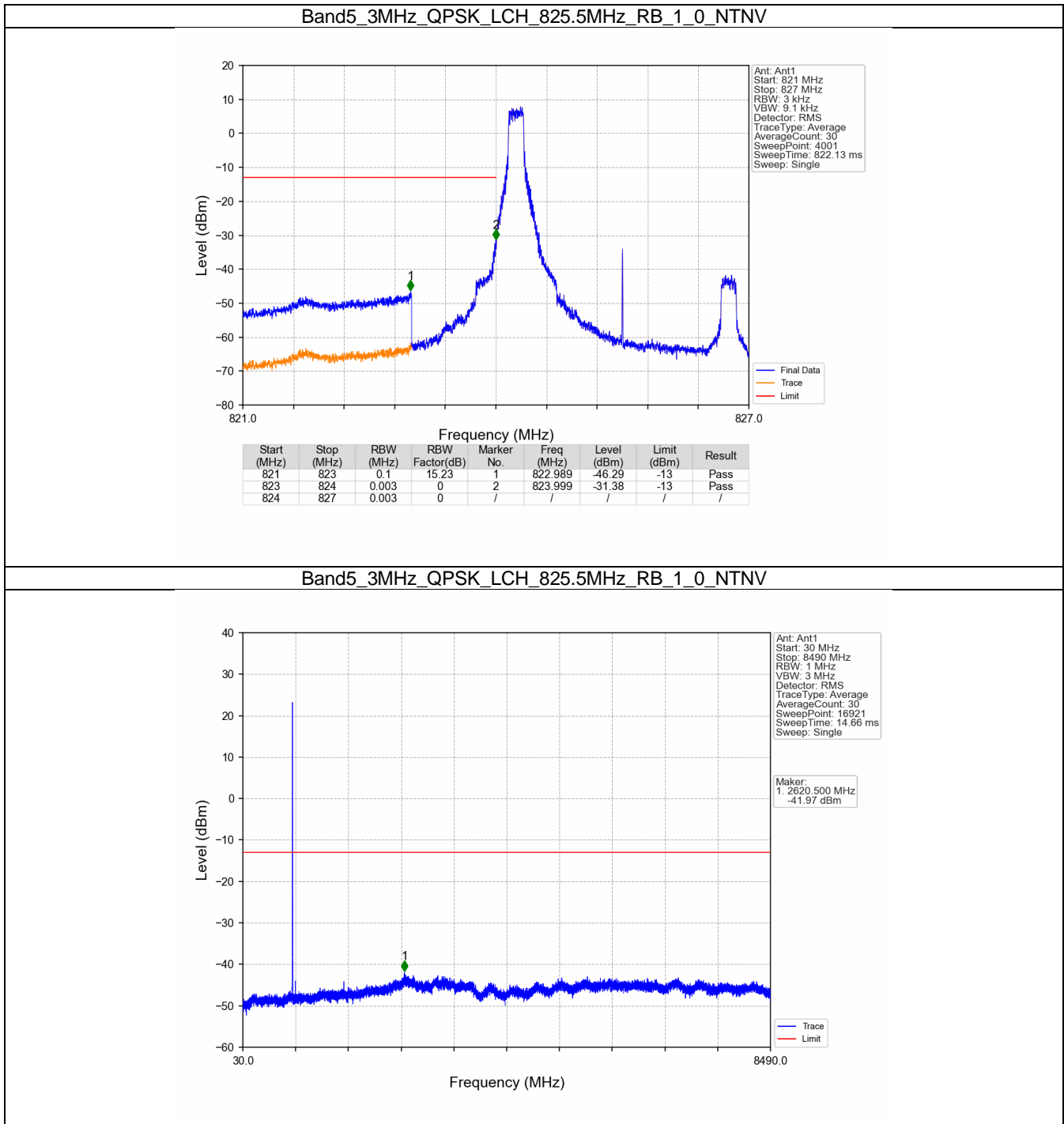


6.2 B5_3MHz

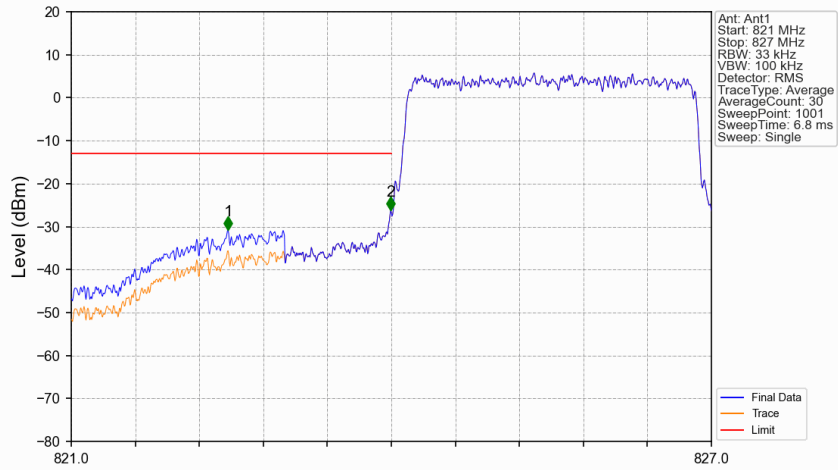
6.2.1 Test Result

Band: 5 / Bandwidth: 3MHz / NTV						
Modulation	Frequency (MHz)	RB Allocation		Spurious Emission		Verdict
		Size	Offset	Result	Limit	
QPSK	825.5	1	0	Refer To Test Graph		Pass
		15	0	Refer To Test Graph		Pass
	836.5	1	0	Refer To Test Graph		Pass
	847.5	1	0	Refer To Test Graph		Pass
			14	Refer To Test Graph		Pass
		15	0	Refer To Test Graph		Pass
16QAM	825.5	1	0	Refer To Test Graph		Pass
		15	0	Refer To Test Graph		Pass
	836.5	1	0	Refer To Test Graph		Pass
	847.5	1	0	Refer To Test Graph		Pass
			14	Refer To Test Graph		Pass
		15	0	Refer To Test Graph		Pass

6.2.2 Test Graph

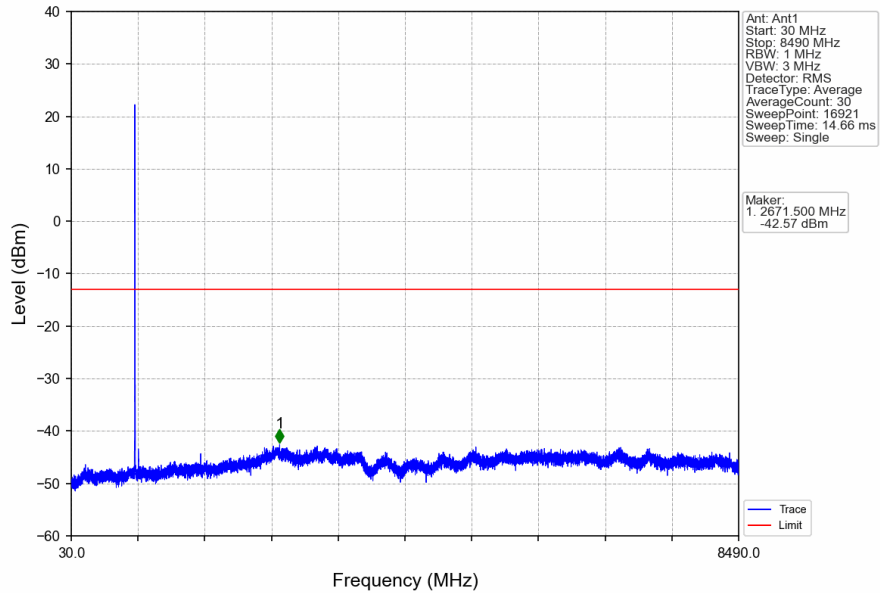


Band5_3MHz_QPSK_LCH_825.5MHz_RB_15_0_NTNV

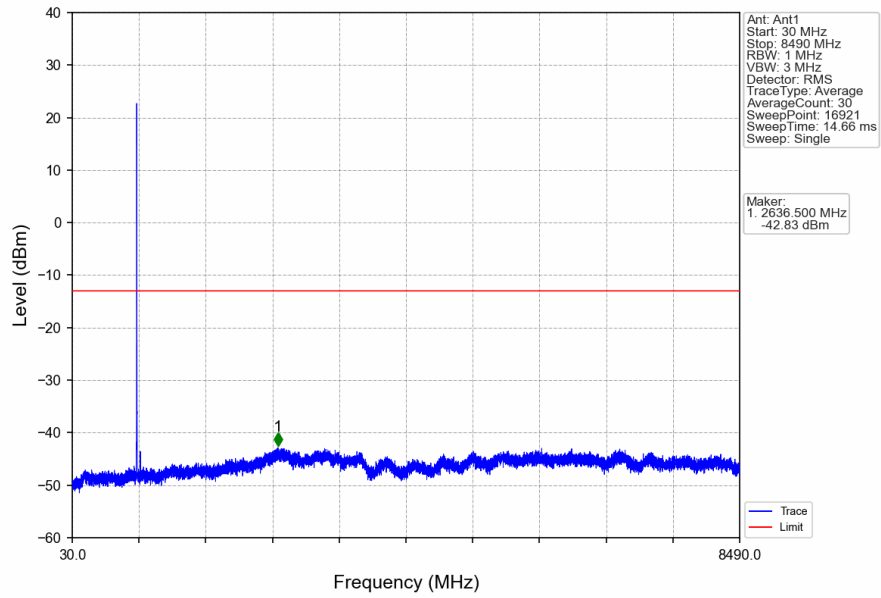


Start (MHz)	Stop (MHz)	RBW (MHz)	RBW Factor(dB)	Marker No.	Freq (MHz)	Level (dBm)	Limit (dBm)	Result
821	823	0.1	4.81	1	822.470	-30.80	-13	Pass
823	824	0.033	0	2	823.994	-26.19	-13	Pass
824	827	0.033	0	/	/	/	/	/

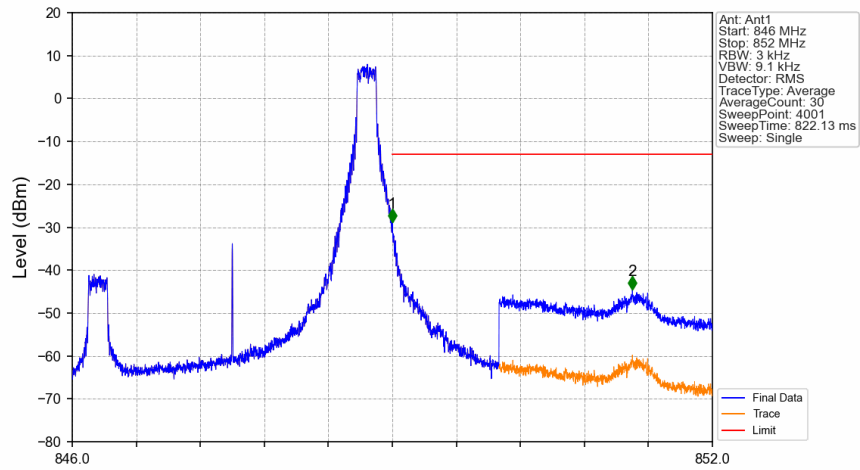
Band5_3MHz_QPSK_MCH_836.5MHz_RB_1_0_NTNV



Band5_3MHz_QPSK_HCH_847.5MHz_RB_1_0_NTNV

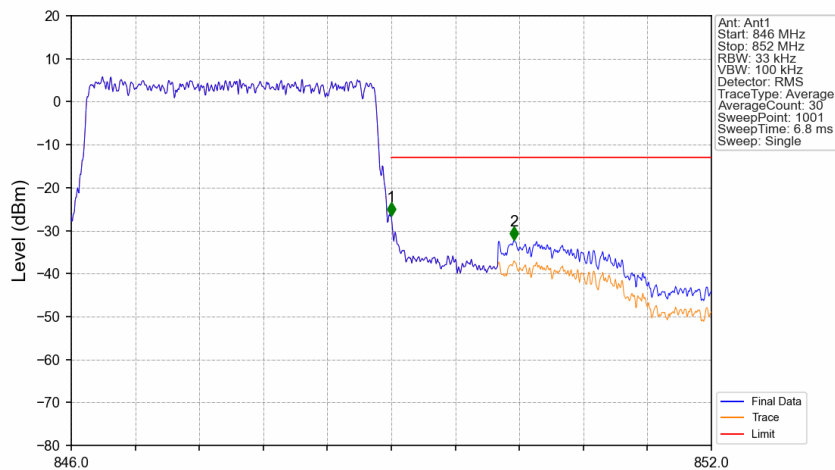


Band5_3MHz_QPSK_HCH_847.5MHz_RB_1_14_NTNV



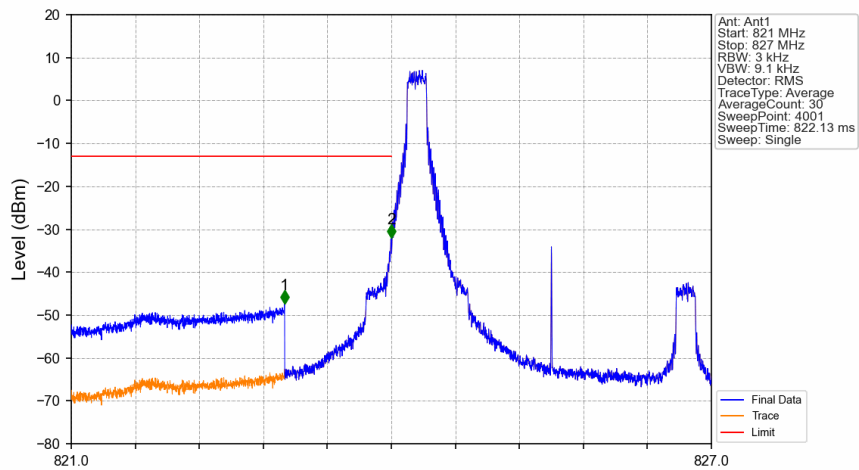
Start (MHz)	Stop (MHz)	RBW (MHz)	RBW Factor(dB)	Marker No.	Freq (MHz)	Level (dBm)	Limit (dBm)	Result
846	849	0.003	0	/	/	/	/	/
849	850	0.003	0	1	849.000	-28.80	-13	Pass
850	852	0.1	15.23	2	851.250	-44.57	-13	Pass

Band5_3MHz_QPSK_HCH_847.5MHz_RB_15_0_NTNV



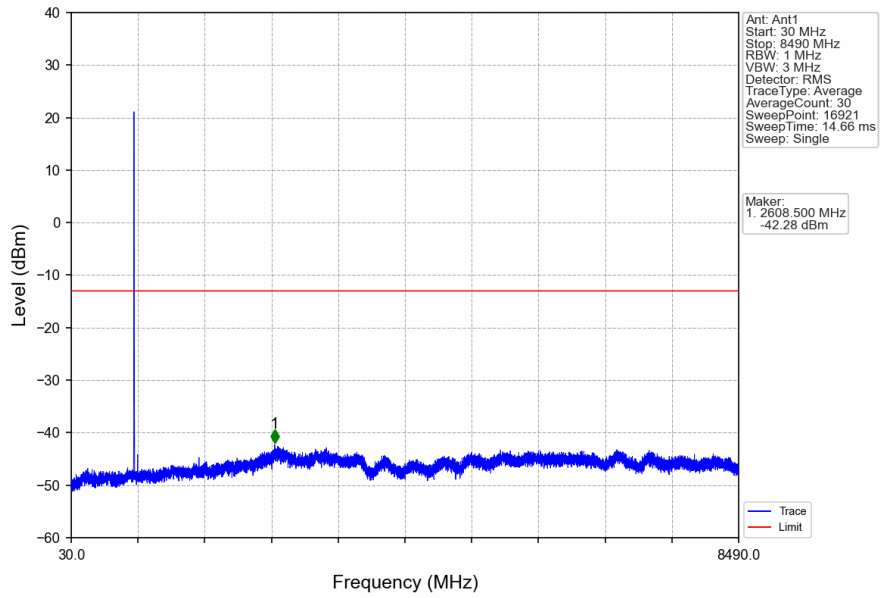
Start (MHz)	Stop (MHz)	RBW (MHz)	RBW Factor(dB)	Marker No.	Freq (MHz)	Level (dBm)	Limit (dBm)	Result
846	849	0.033	0	/	/	/	/	/
849	850	0.033	0	1	849.000	-26.63	-13	Pass
850	852	0.1	4.81	2	850.152	-32.22	-13	Pass

Band5_3MHz_16QAM_LCH_825.5MHz_RB_1_0_NTNV

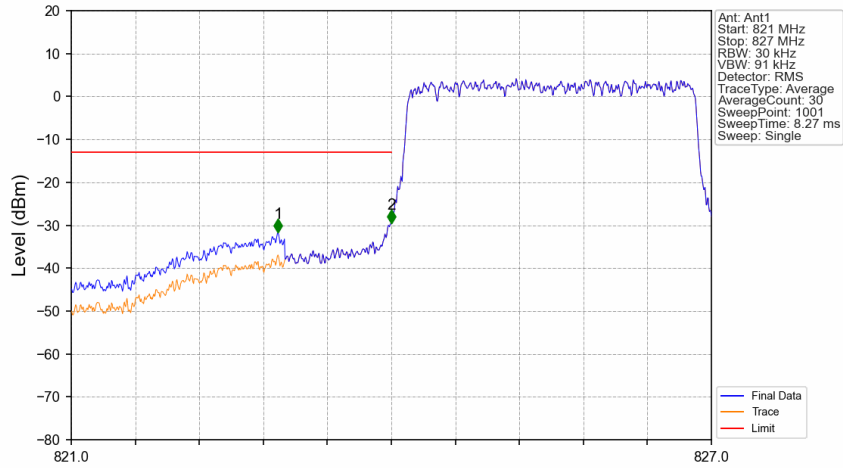


Start (MHz)	Stop (MHz)	RBW (MHz)	RBW Factor(dB)	Marker No.	Freq (MHz)	Level (dBm)	Limit (dBm)	Result
821	823	0.1	15.23	1	822.998	-47.42	-13	Pass
823	824	0.003	0	2	824.000	-32.08	-13	Pass
824	827	0.003	0	/	/	/	/	/

Band5_3MHz_16QAM_LCH_825.5MHz_RB_1_0_NTNV

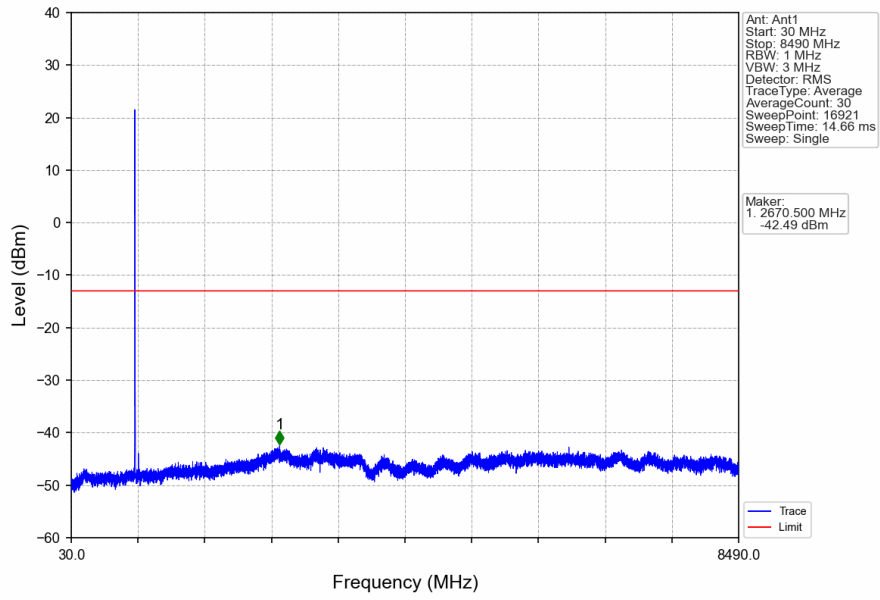


Band5_3MHz_16QAM_LCH_825.5MHz_RB_15_0_NTNV

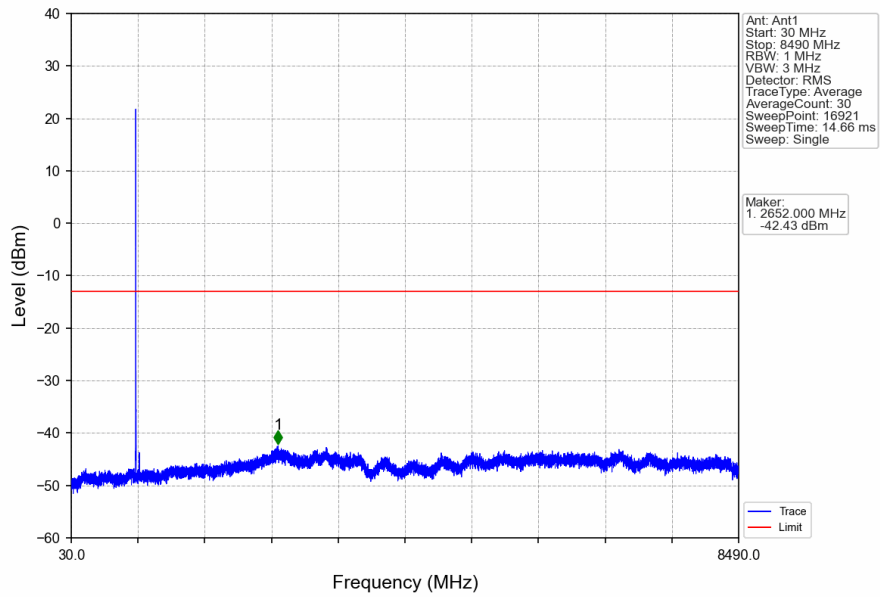


Start (MHz)	Stop (MHz)	RBW (MHz)	RBW Factor(dB)	Marker No.	Freq (MHz)	Level (dBm)	Limit (dBm)	Result
821	823	0.1	5.23	1	822.938	-31.70	-13	Pass
823	824	0.03	0	2	824.000	-29.62	-13	Pass
824	827	0.03	0	/	/	/	/	/

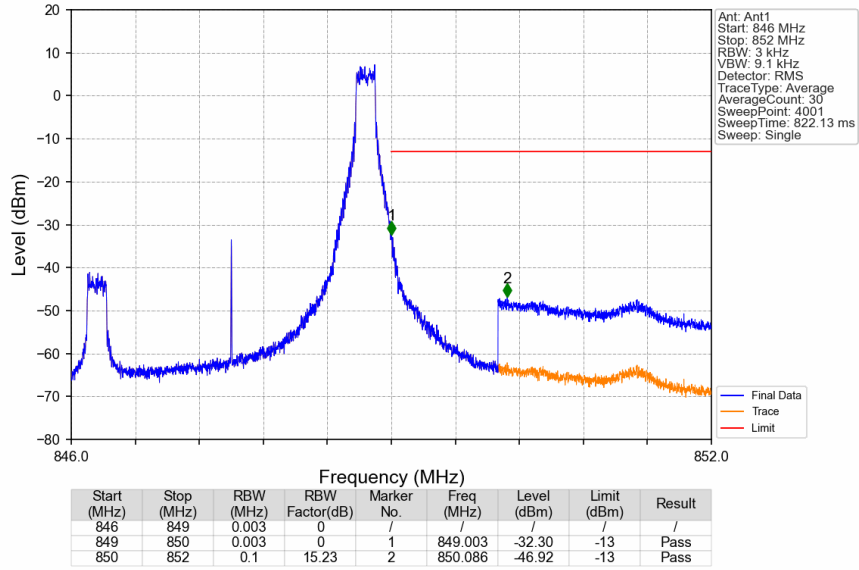
Band5_3MHz_16QAM_MCH_836.5MHz_RB_1_0_NTNV



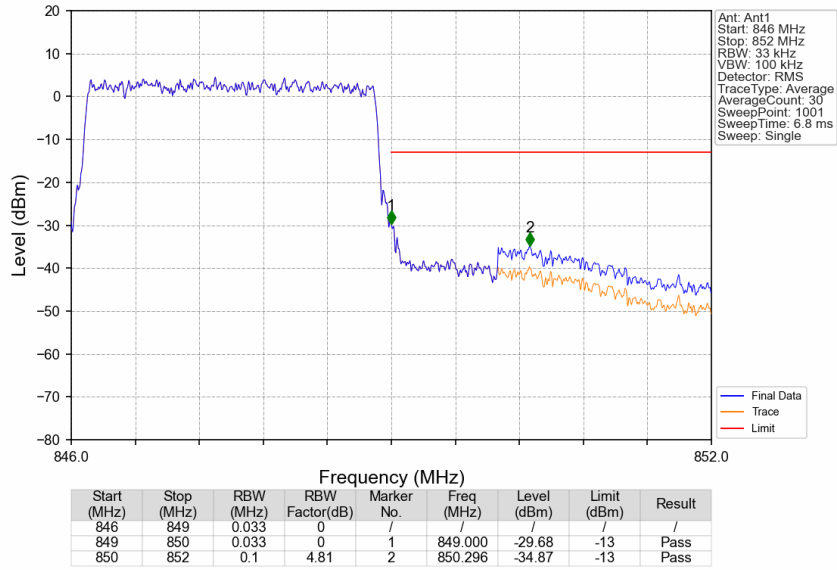
Band5_3MHz_16QAM_HCH_847.5MHz_RB_1_0_NTNV



Band5_3MHz_16QAM_HCH_847.5MHz_RB_1_14_NTNV



Band5_3MHz_16QAM_HCH_847.5MHz_RB_15_0_NTNV

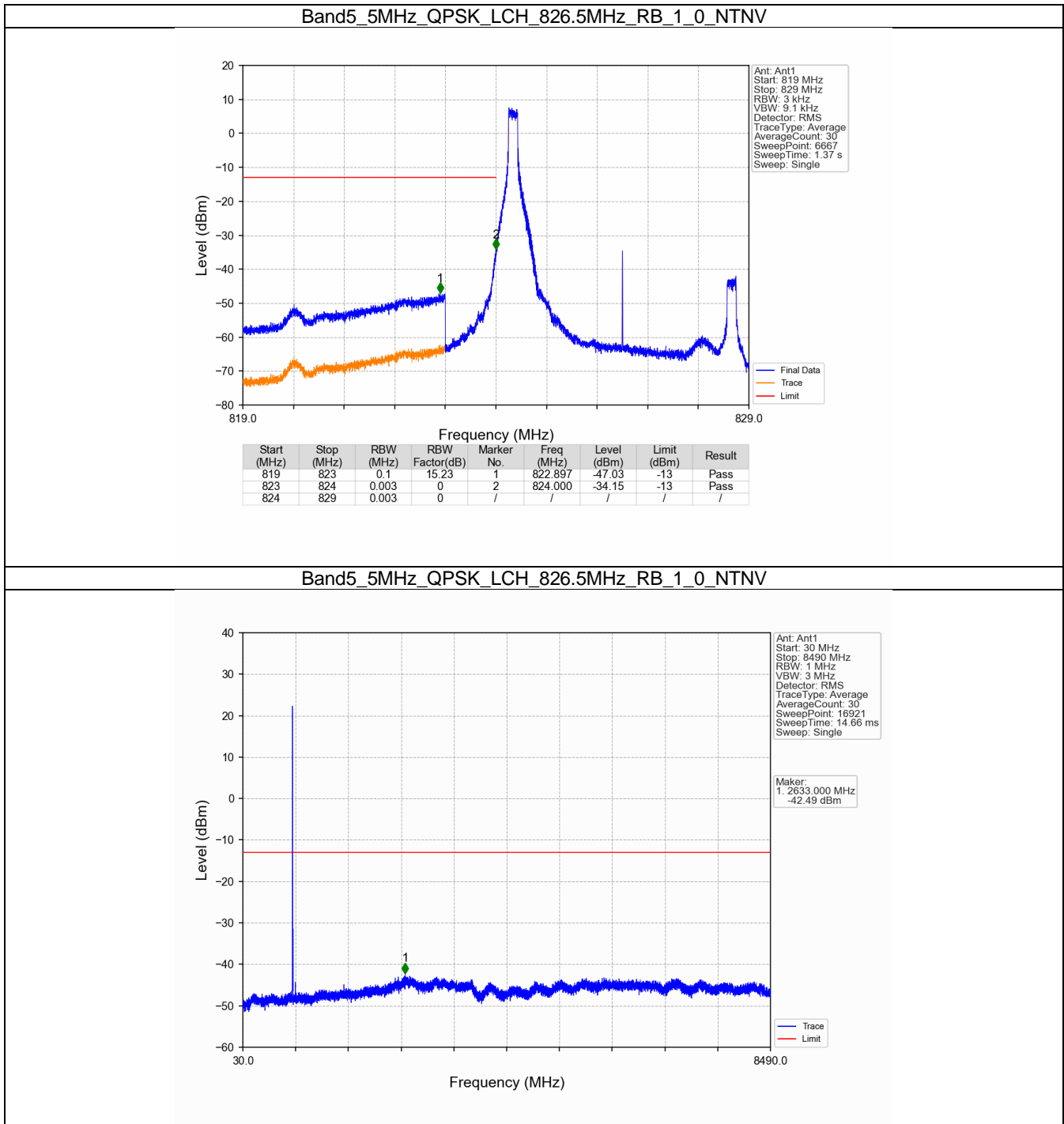


6.3 B5_5MHz

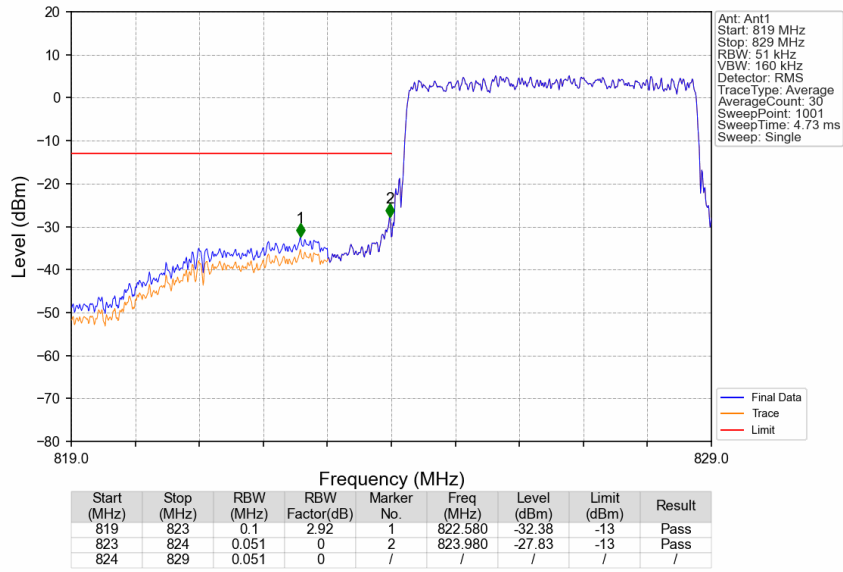
6.3.1 Test Result

Band: 5 / Bandwidth: 5MHz / NTNV						
Modulation	Frequency (MHz)	RB Allocation		Spurious Emission		Verdict
		Size	Offset	Result	Limit	
QPSK	826.5	1	0	Refer To Test Graph		Pass
		25	0	Refer To Test Graph		Pass
	836.5	1	0	Refer To Test Graph		Pass
	846.5	1	0	Refer To Test Graph		Pass
			24	Refer To Test Graph		Pass
		25	0	Refer To Test Graph		Pass
16QAM	826.5	1	0	Refer To Test Graph		Pass
		25	0	Refer To Test Graph		Pass
	836.5	1	0	Refer To Test Graph		Pass
	846.5	1	0	Refer To Test Graph		Pass
			24	Refer To Test Graph		Pass
		25	0	Refer To Test Graph		Pass

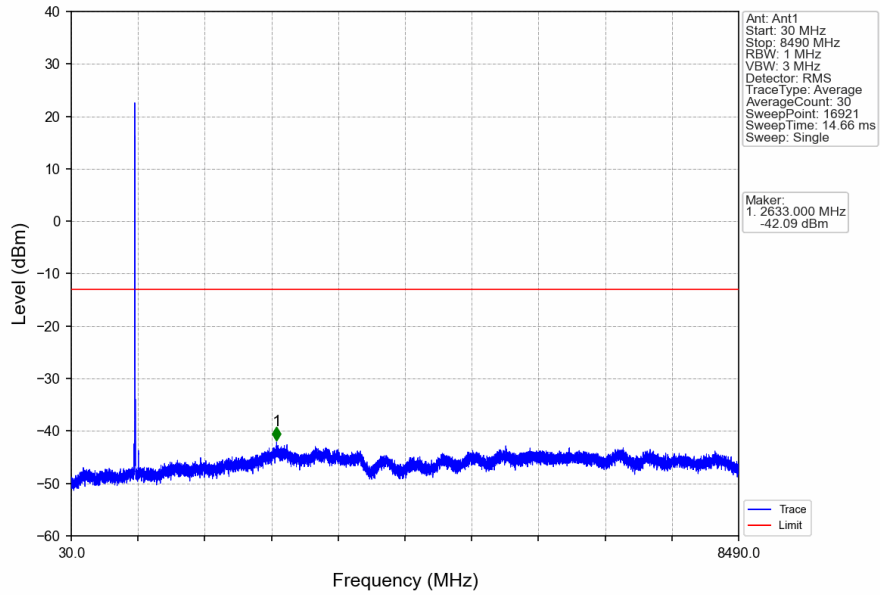
6.3.2 Test Graph



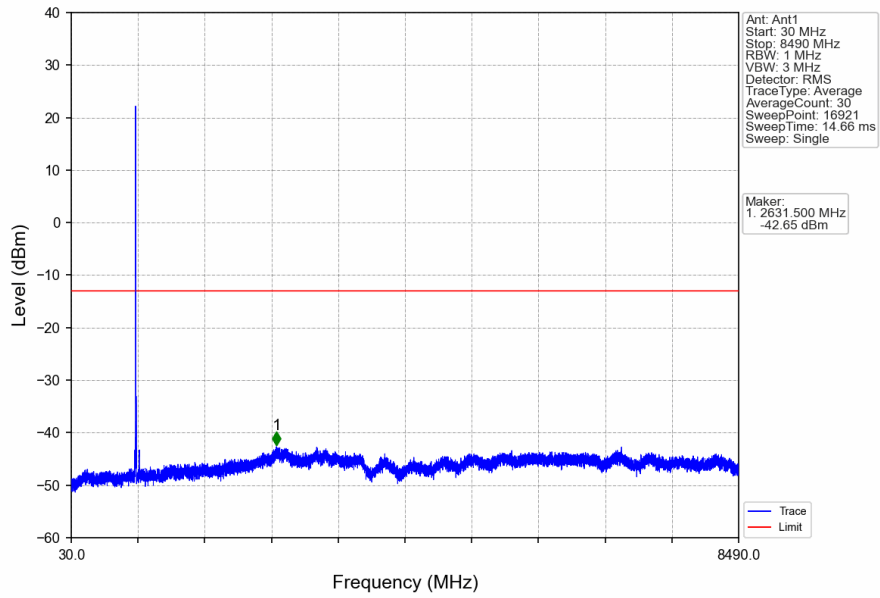
Band5_5MHz_QPSK_LCH_826.5MHz_RB_25_0_NTNV



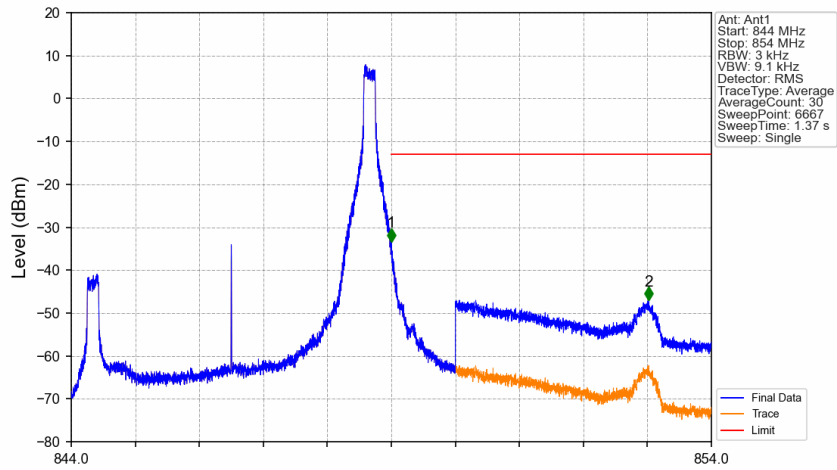
Band5_5MHz_QPSK_MCH_836.5MHz_RB_1_0_NTNV



Band5_5MHz_QPSK_HCH_846.5MHz_RB_1_0_NTNV

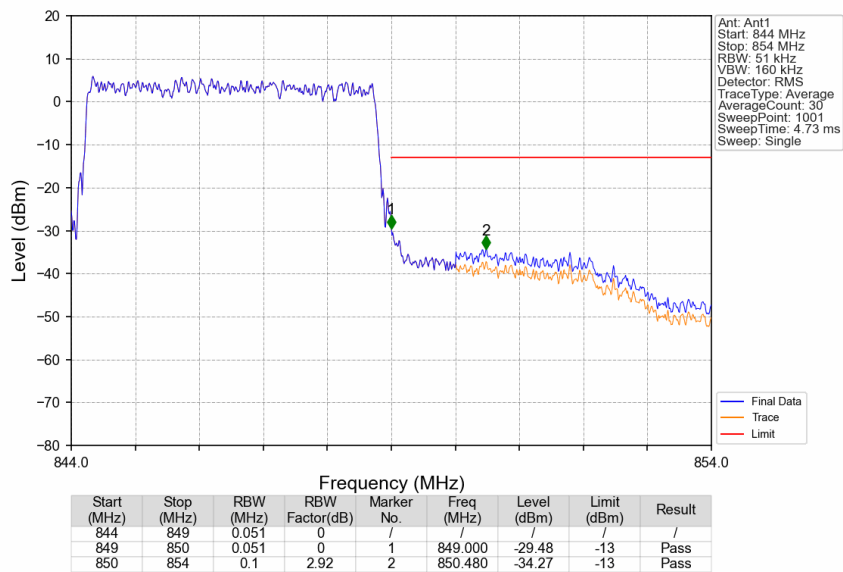


Band5_5MHz_QPSK_HCH_846.5MHz_RB_1_24_NTNV

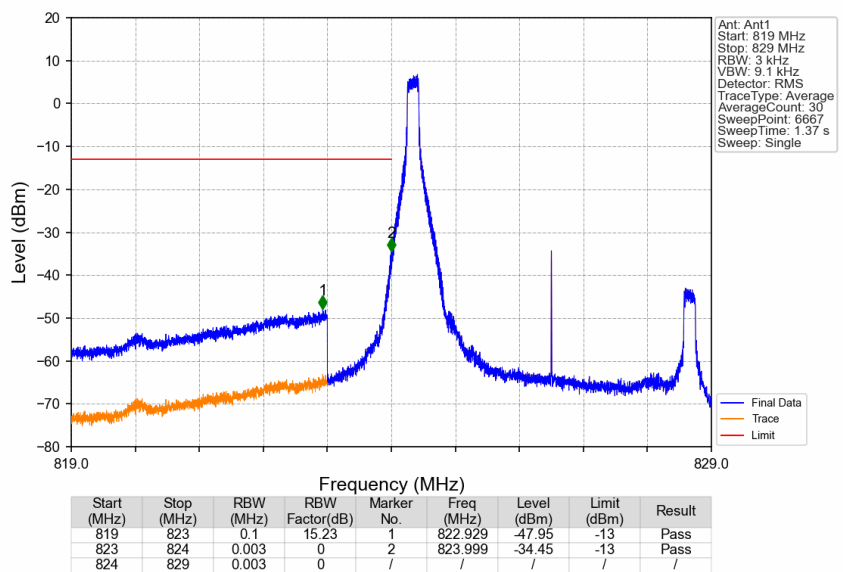


Start (MHz)	Stop (MHz)	RBW (MHz)	RBW Factor(dB)	Marker No.	Freq (MHz)	Level (dBm)	Limit (dBm)	Result
844	849	0.003	0	/	/	/	/	/
849	850	0.003	0	1	849.000	-33.35	-13	Pass
850	854	0.1	15.23	2	853.020	-46.96	-13	Pass

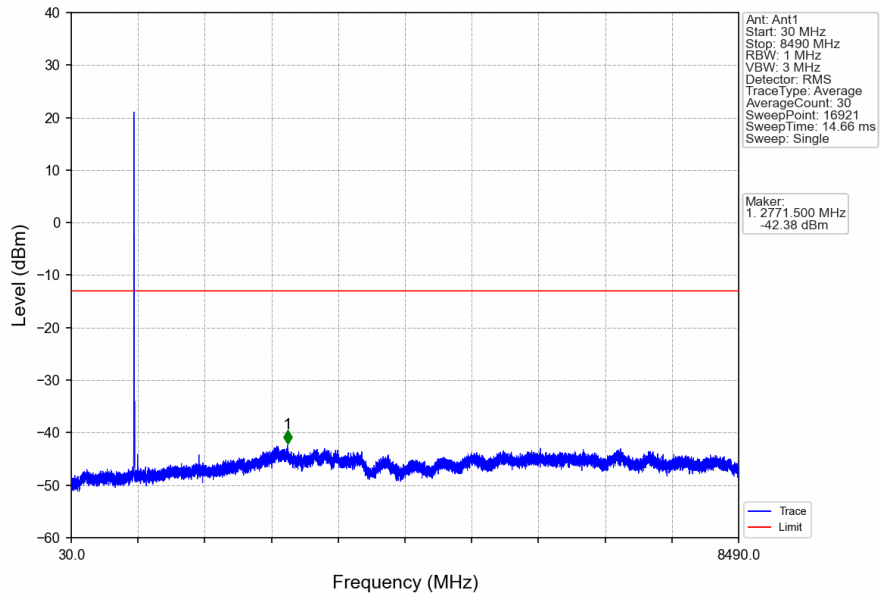
Band5_5MHz_QPSK_HCH_846.5MHz_RB_25_0_NTNV



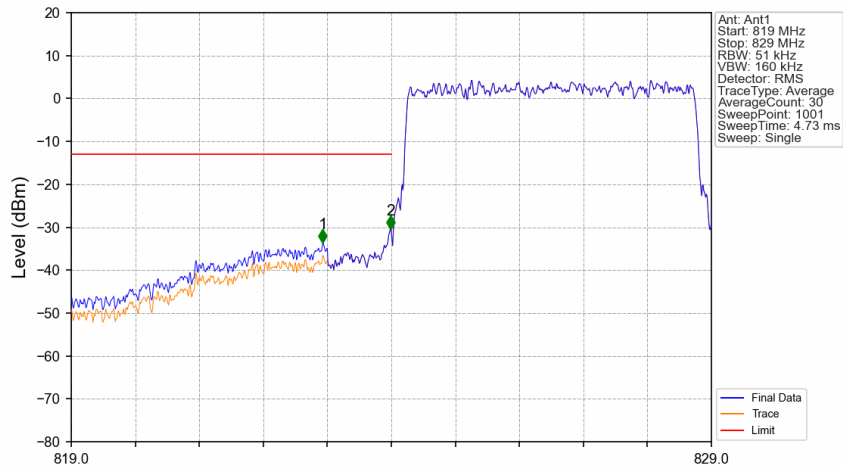
Band5_5MHz_16QAM_LCH_826.5MHz_RB_1_0_NTNV



Band5_5MHz_16QAM_LCH_826.5MHz_RB_1_0_NTNV

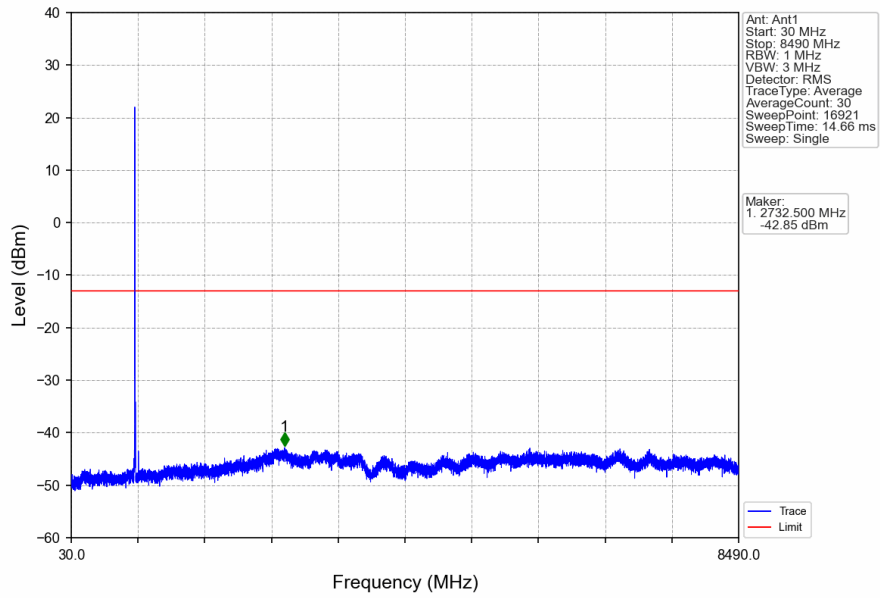


Band5_5MHz_16QAM_LCH_826.5MHz_RB_25_0_NTNV

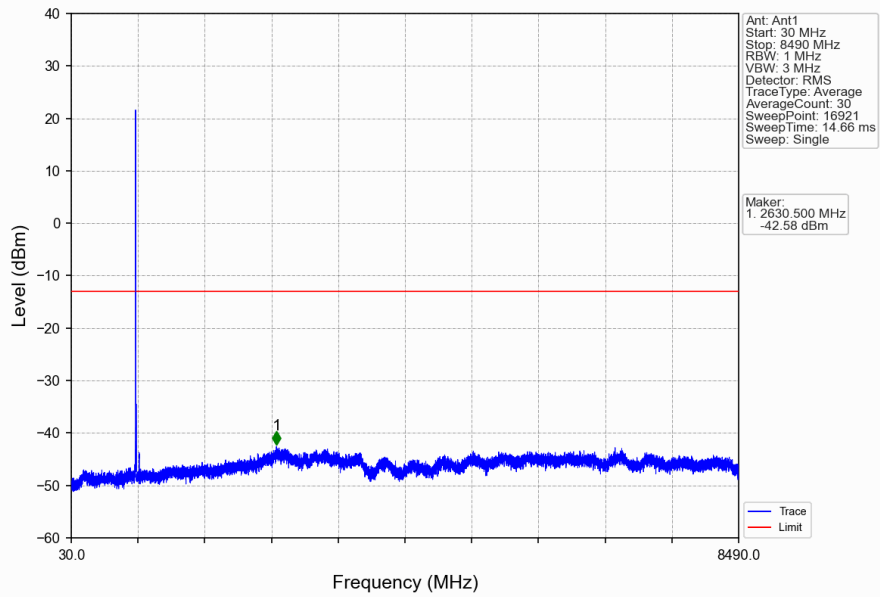


Start (MHz)	Stop (MHz)	RBW (MHz)	RBW Factor(dB)	Marker No.	Freq (MHz)	Level (dBm)	Limit (dBm)	Result
819	823	0.1	2.92	1	822.930	-33.64	-13	Pass
823	824	0.051	0	2	823.990	-30.45	-13	Pass
824	829	0.051	0	/	/	/	/	/

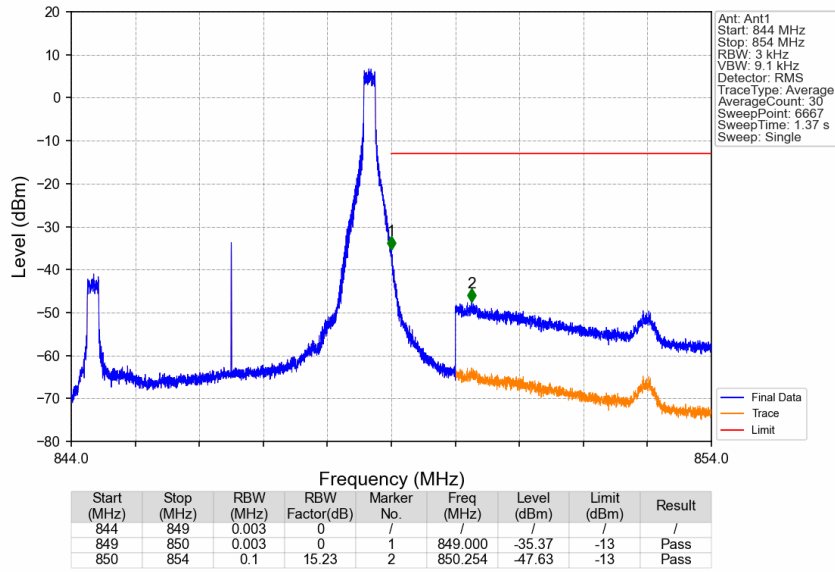
Band5_5MHz_16QAM_MCH_836.5MHz_RB_1_0_NTNV



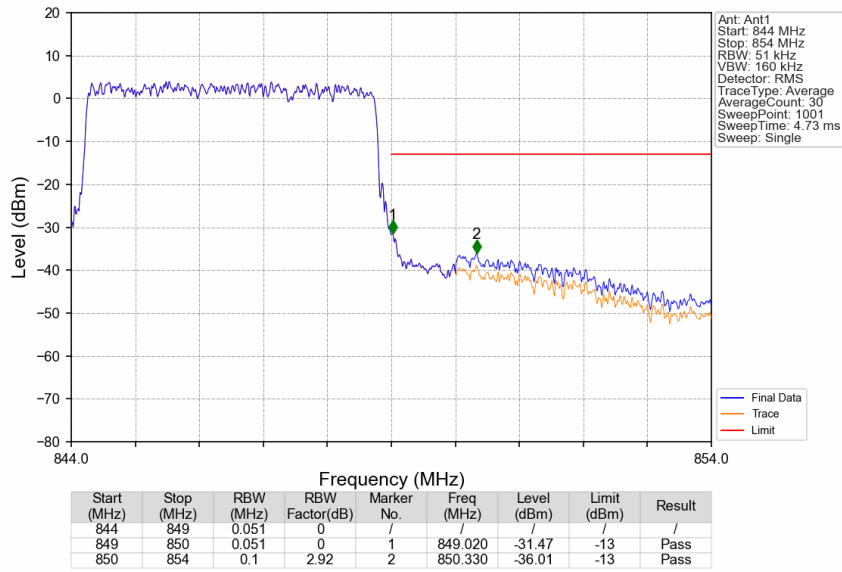
Band5_5MHz_16QAM_HCH_846.5MHz_RB_1_0_NTNV



Band5_5MHz_16QAM_HCH_846.5MHz_RB_1_24_NTNV



Band5_5MHz_16QAM_HCH_846.5MHz_RB_25_0_NTNV

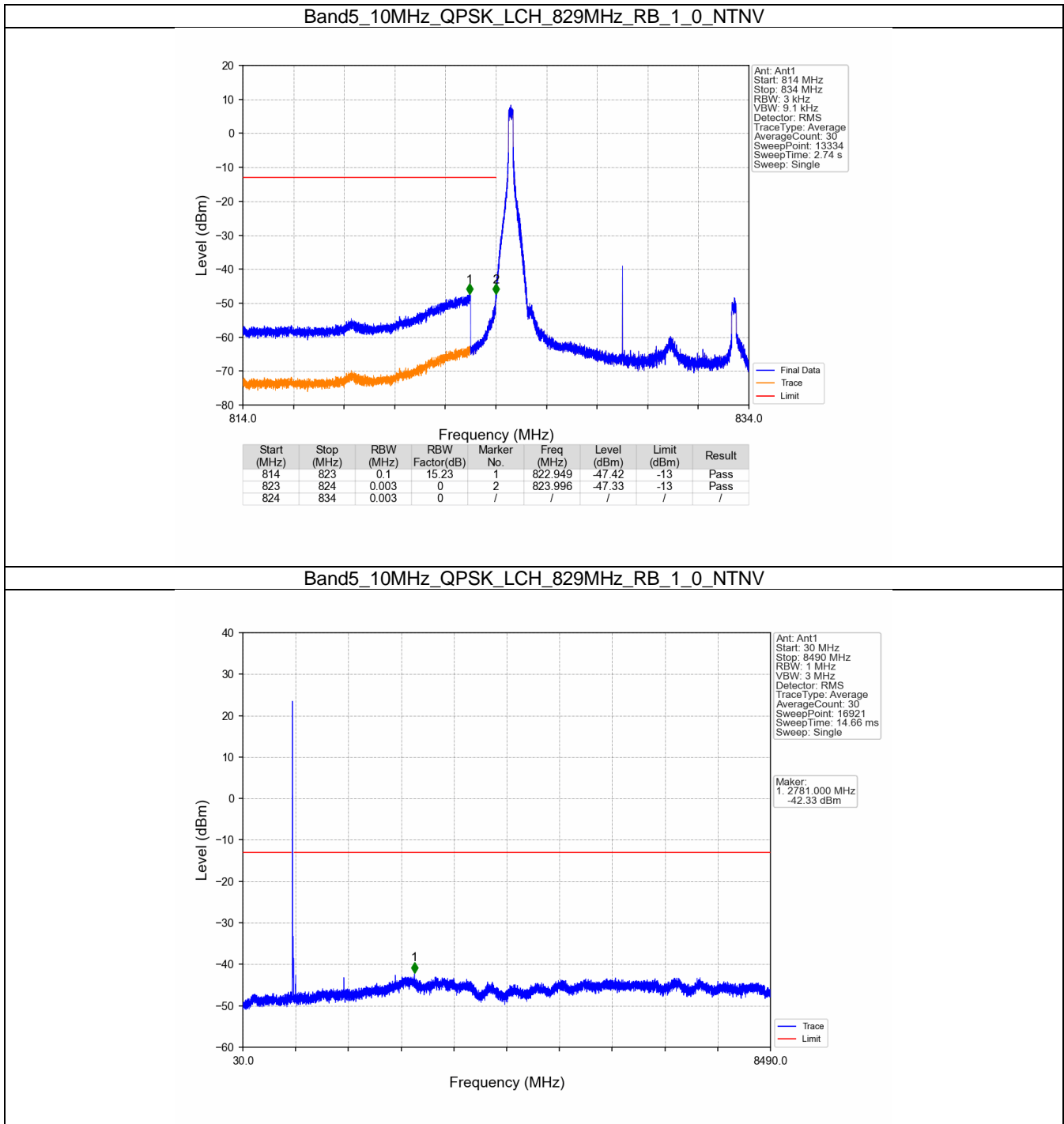


6.4 B5_10MHz

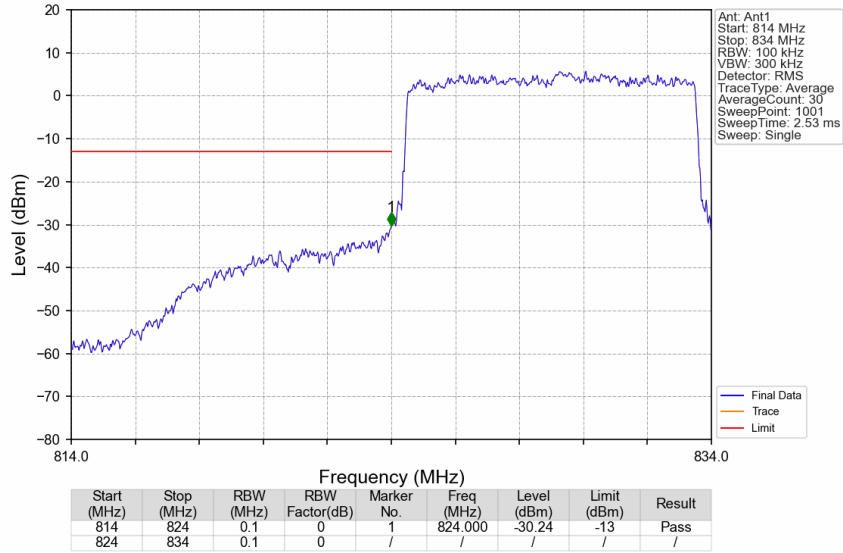
6.4.1 Test Result

Band: 5 / Bandwidth: 10MHz / NTV						
Modulation	Frequency (MHz)	RB Allocation		Spurious Emission		Verdict
		Size	Offset	Result	Limit	
QPSK	829	1	0	Refer To Test Graph		Pass
		50	0	Refer To Test Graph		Pass
	836.5	1	0	Refer To Test Graph		Pass
	844	1	0	Refer To Test Graph		Pass
			49	Refer To Test Graph		Pass
		50	0	Refer To Test Graph		Pass
16QAM	829	1	0	Refer To Test Graph		Pass
		50	0	Refer To Test Graph		Pass
	836.5	1	0	Refer To Test Graph		Pass
	844	1	0	Refer To Test Graph		Pass
			49	Refer To Test Graph		Pass
		50	0	Refer To Test Graph		Pass

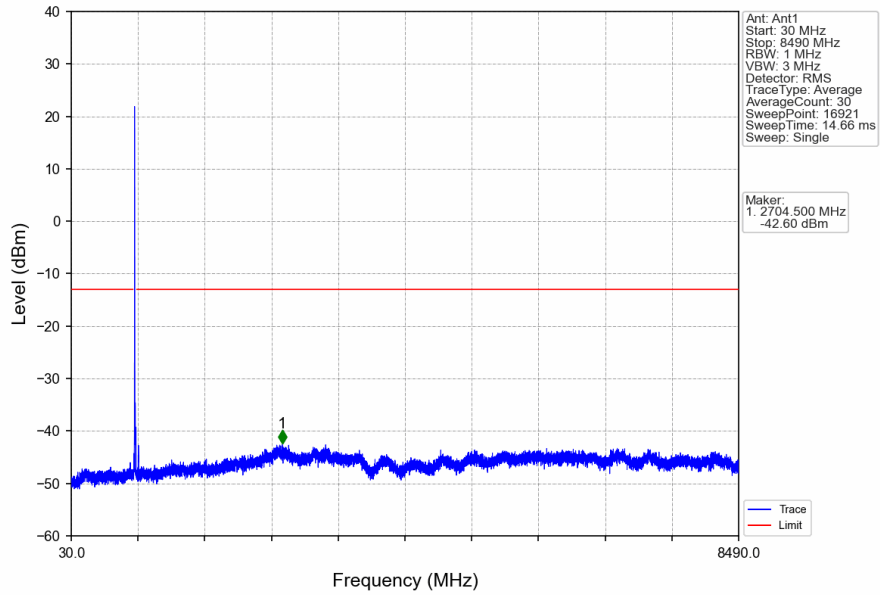
6.4.2 Test Graph



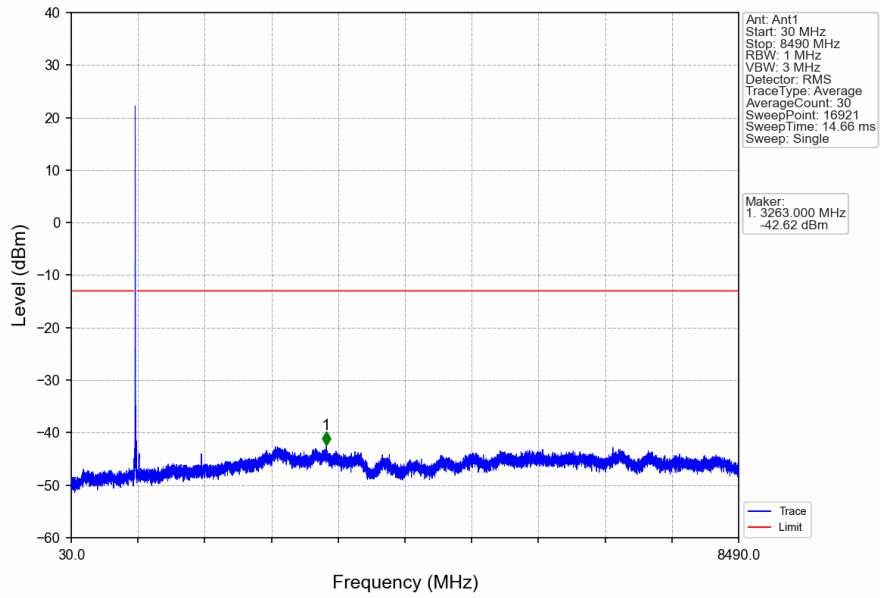
Band5_10MHz_QPSK_LCH_829MHz_RB_50_0_NTNV



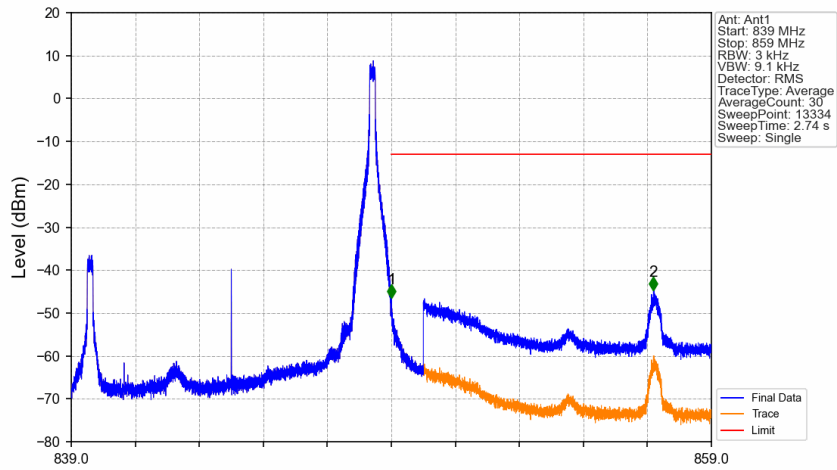
Band5_10MHz_QPSK_MCH_836.5MHz_RB_1_0_NTNV



Band5_10MHz_QPSK_HCH_844MHz_RB_1_0_NTNV

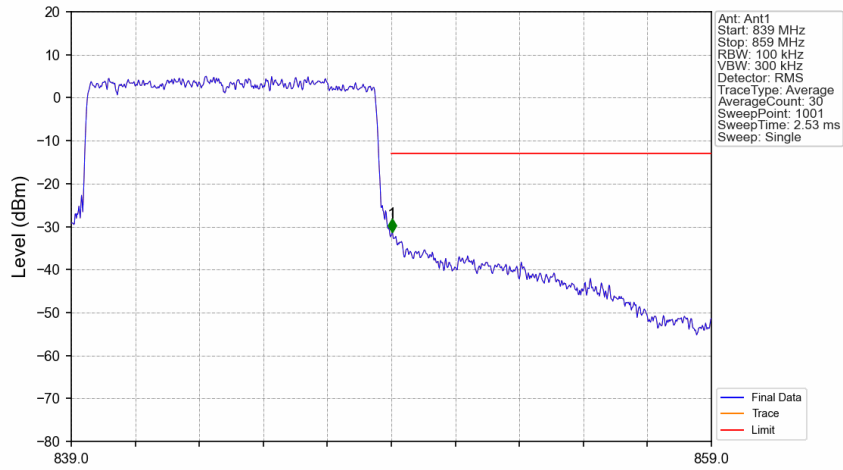


Band5_10MHz_QPSK_HCH_844MHz_RB_1_49_NTNV



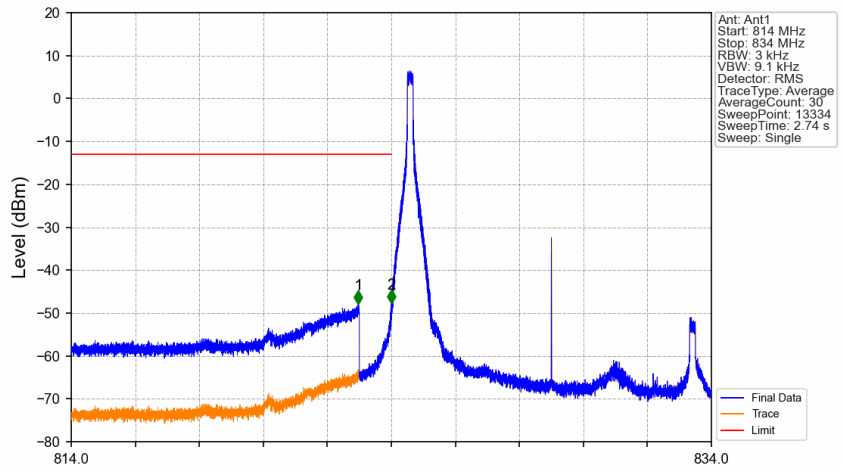
Start (MHz)	Stop (MHz)	RBW (MHz)	RBW Factor(dB)	Marker No.	Freq (MHz)	Level (dBm)	Limit (dBm)	Result
839	849	0.003	0	/	/	/	/	/
849	850	0.003	0	1	849.004	-46.55	-13	Pass
850	859	0.1	15.23	2	857.189	-44.74	-13	Pass

Band5_10MHz_QPSK_HCH_844MHz_RB_50_0_NTNV



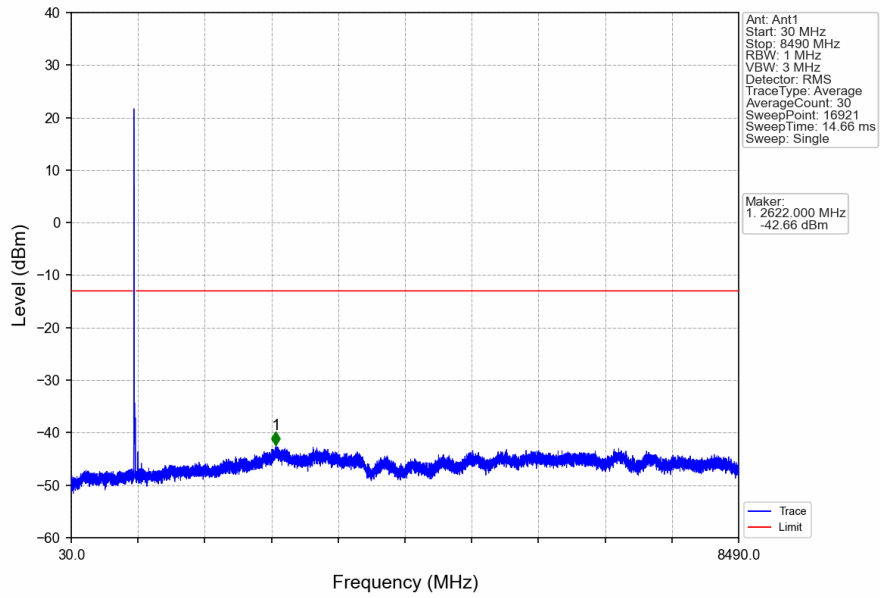
Start (MHz)	Stop (MHz)	RBW (MHz)	RBW Factor(dB)	Marker No.	Freq (MHz)	Level (dBm)	Limit (dBm)	Result
839	849	0.1	0	/	/	/	/	/
849	859	0.1	0	1	849.020	-31.35	-13	Pass

Band5_10MHz_16QAM_LCH_829MHz_RB_1_0_NTNV

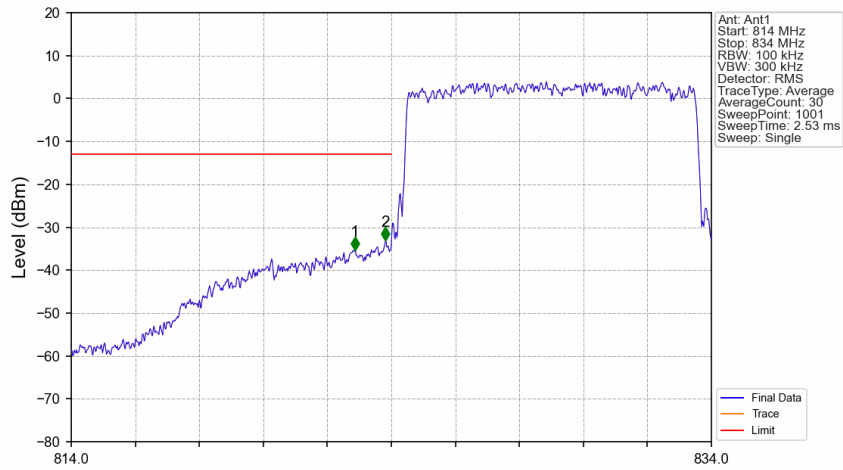


Start (MHz)	Stop (MHz)	RBW (MHz)	RBW Factor(dB)	Marker No.	Freq (MHz)	Level (dBm)	Limit (dBm)	Result
814	823	0.1	15.23	1	822.963	-47.93	-13	Pass
823	824	0.003	0	2	823.998	-47.67	-13	Pass
824	834	0.003	0	/	/	/	/	/

Band5_10MHz_16QAM_LCH_829MHz_RB_1_0_NTNV

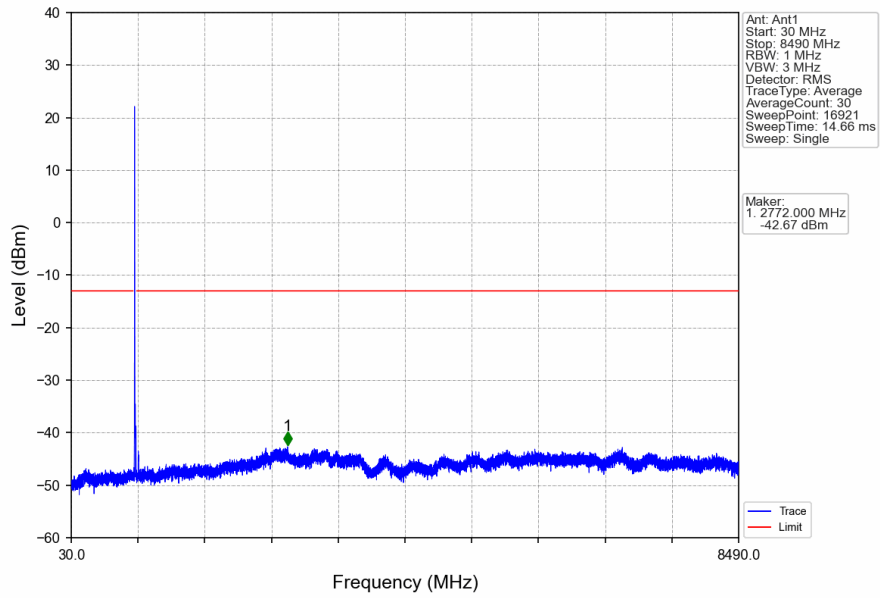


Band5_10MHz_16QAM_LCH_829MHz_RB_50_0_NTNV

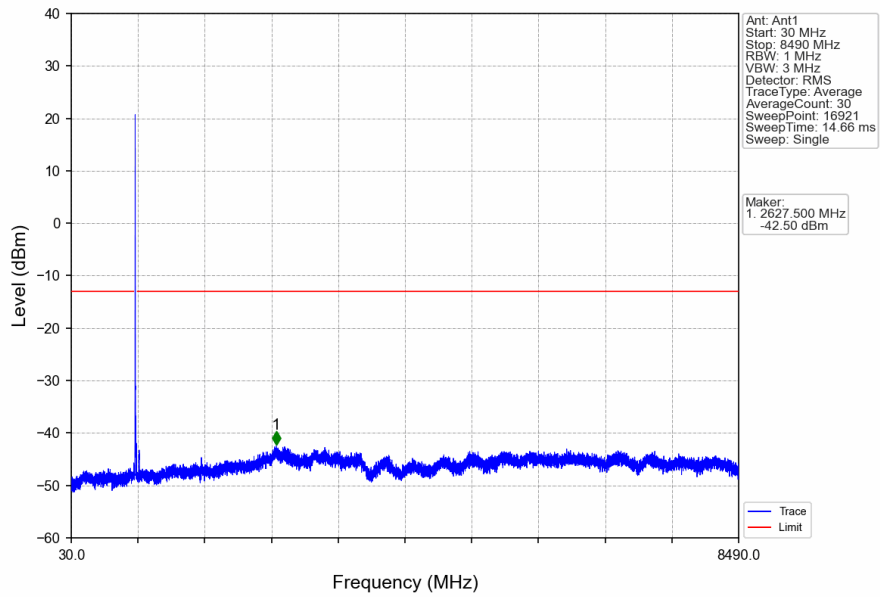


Start (MHz)	Stop (MHz)	RBW (MHz)	RBW Factor(dB)	Marker No.	Freq (MHz)	Level (dBm)	Limit (dBm)	Result
814	823	0.1	0	1	822.860	-35.35	-13	Pass
823	824	0.101	0.04	2	823.820	-33.13	-13	Pass
824	834	0.101	0.04	/	/	/	/	/

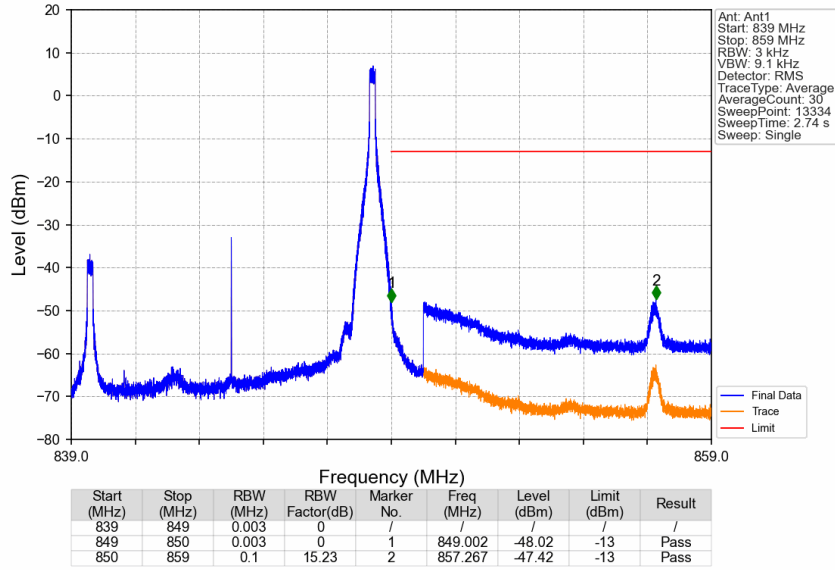
Band5_10MHz_16QAM_MCH_836.5MHz_RB_1_0_NTNV



Band5_10MHz_16QAM_HCH_844MHz_RB_1_0_NTNV



Band5_10MHz_16QAM_HCH_844MHz_RB_1_49_NTNV



Band5_10MHz_16QAM_HCH_844MHz_RB_50_0_NTNV

