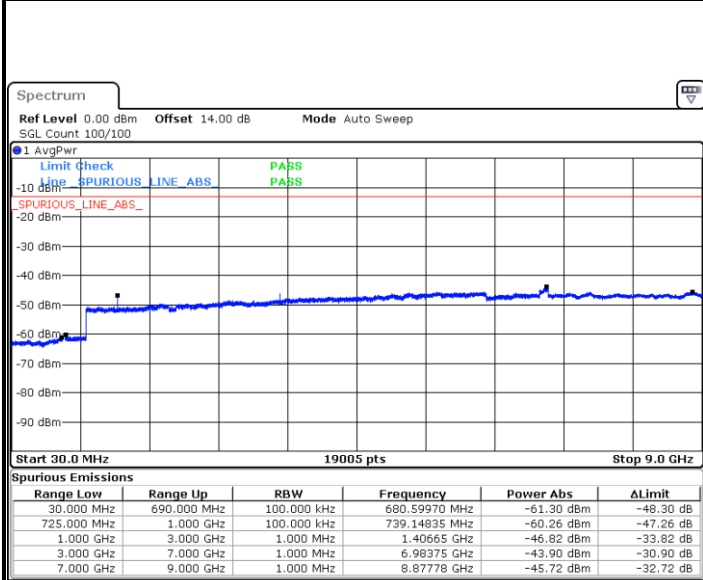




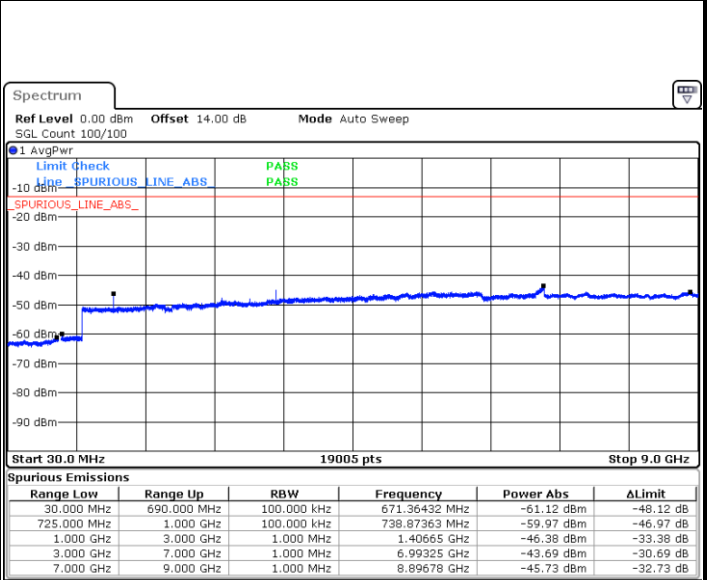
LTE Band 12 / 10MHz

Middle Channel / QPSK



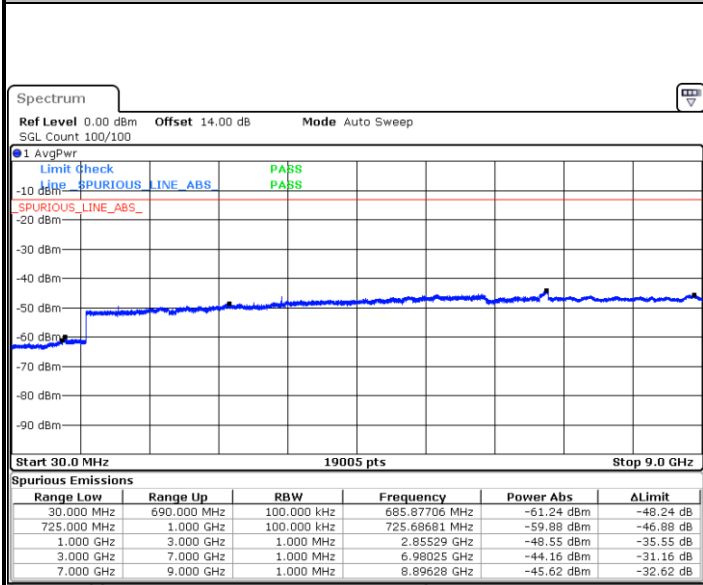
Date: 2.MAY.2019 19:33:21

Middle Channel / 16QAM



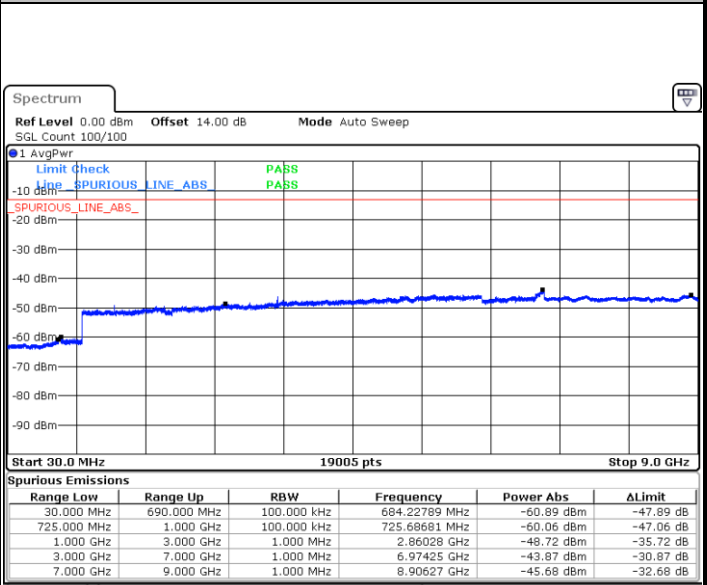
Date: 2.MAY.2019 19:34:17

Highest Channel / QPSK



Date: 2.MAY.2019 19:40:32

Highest Channel / 16QAM

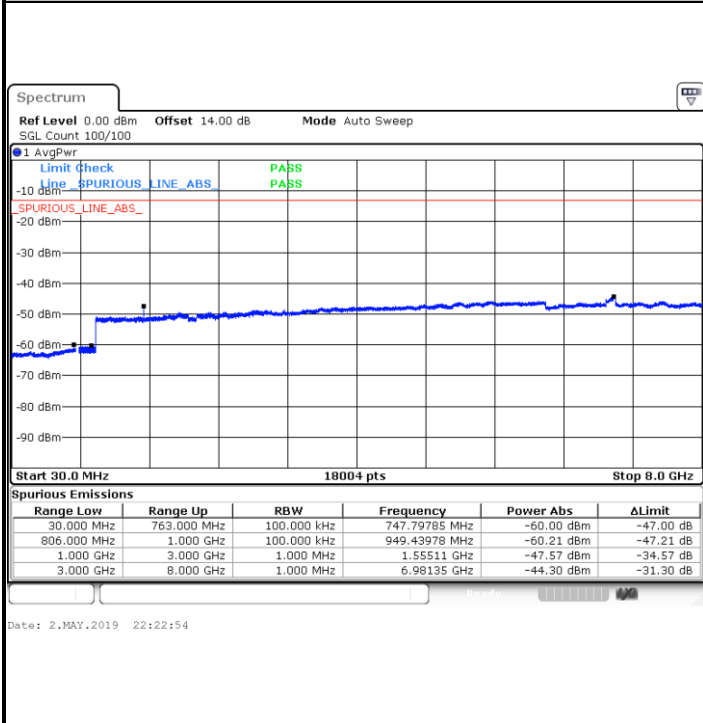


Date: 2.MAY.2019 19:41:28

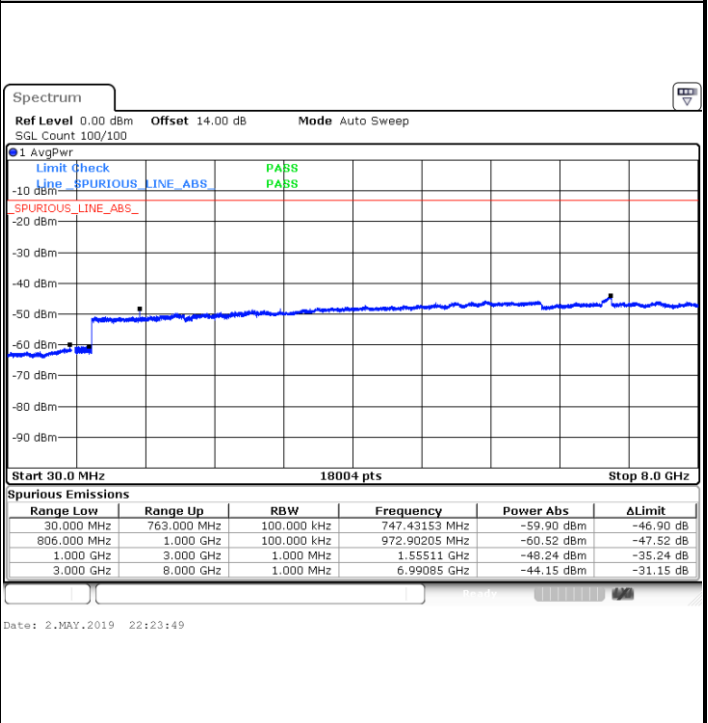


LTE Band 13 / 5MHz

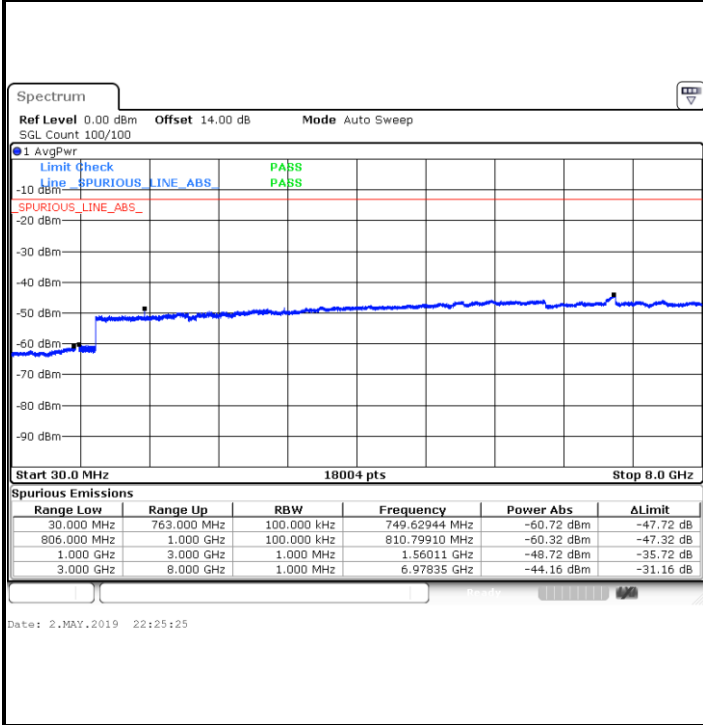
Lowest Channel / QPSK



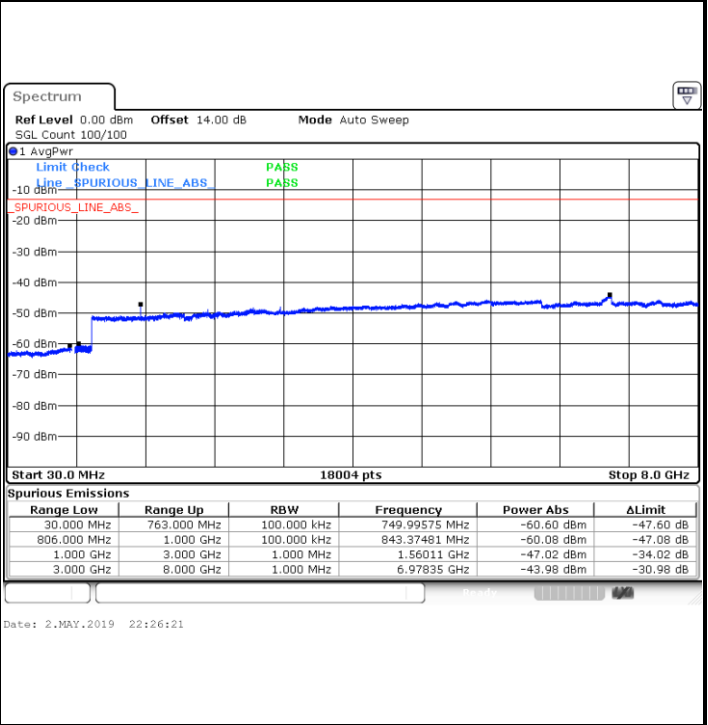
Lowest Channel / 16QAM



Middle Channel / QPSK



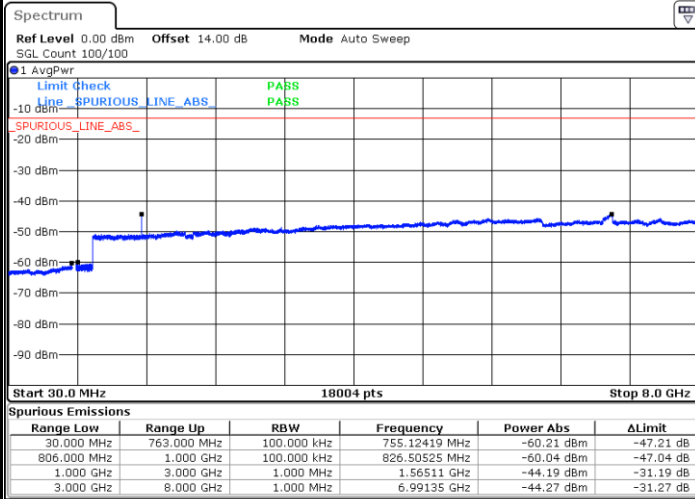
Middle Channel / 16QAM





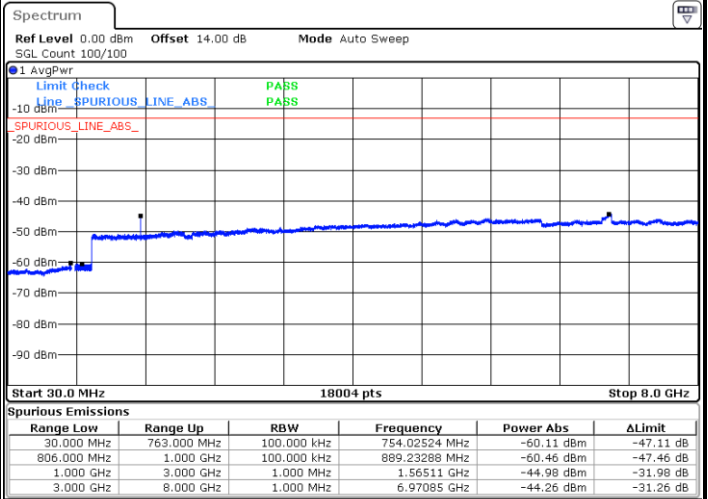
LTE Band 13 / 5MHz

Highest Channel / QPSK



Date: 2.MAY.2019 22:34:36

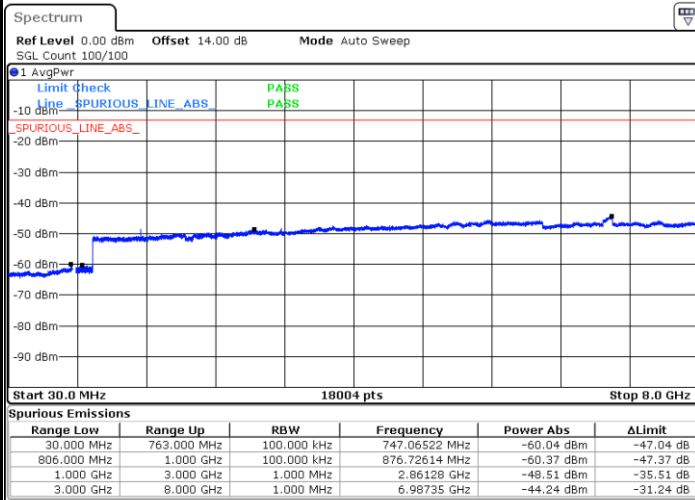
Highest Channel / 16QAM



Date: 2.MAY.2019 22:35:31

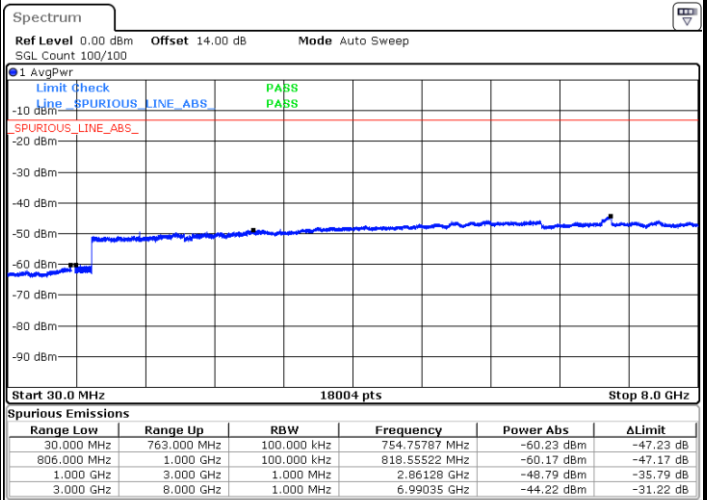
LTE Band 13 / 10MHz

Middle Channel / QPSK



Date: 2.MAY.2019 22:47:03

Middle Channel / 16QAM



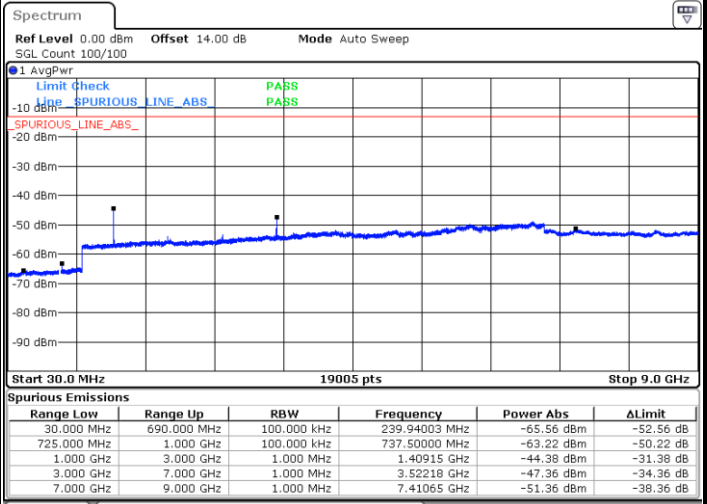
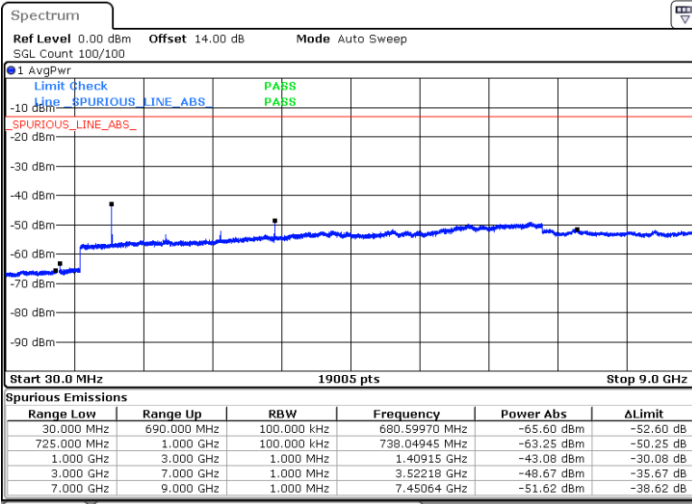
Date: 2.MAY.2019 22:47:58



LTE Band 17 / 5MHz

Lowest Channel / QPSK

Lowest Channel / 16QAM

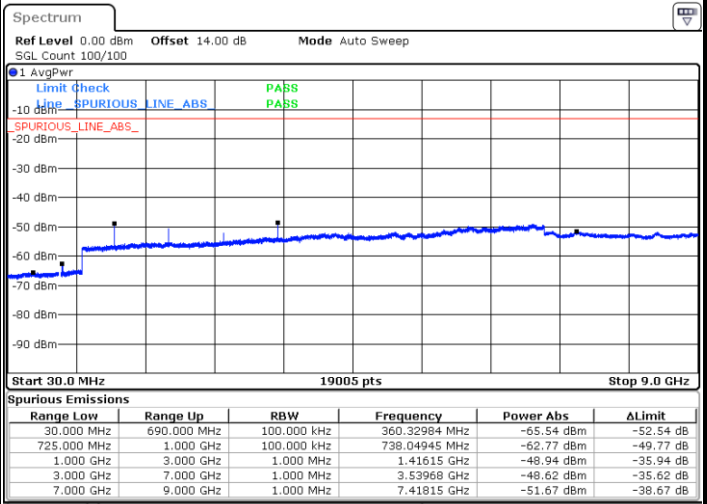
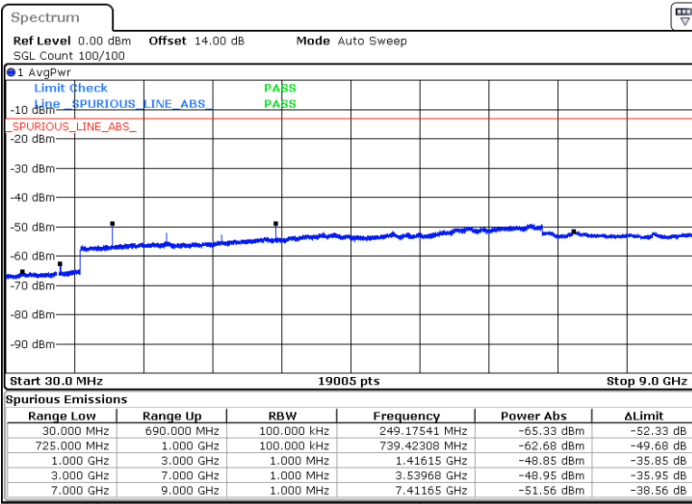


Date: 3 MAY.2019 08:37:53

Date: 3 MAY.2019 08:38:47

Middle Channel / QPSK

Middle Channel / 16QAM



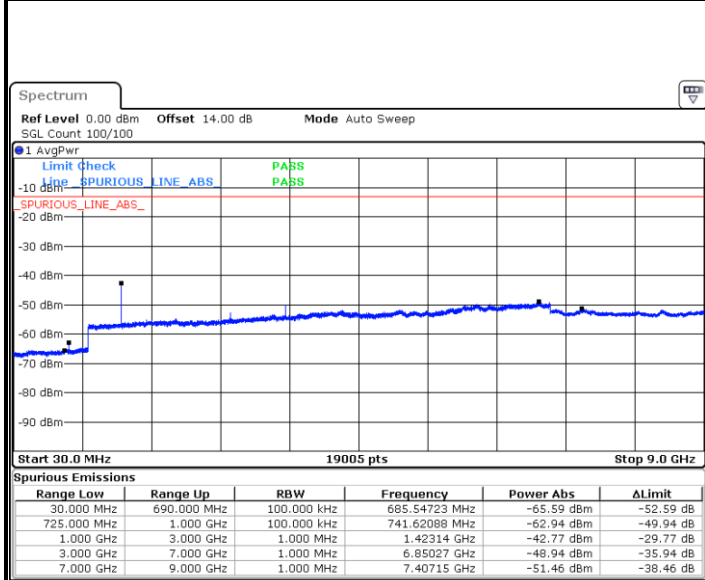
Date: 3 MAY.2019 08:40:19

Date: 3 MAY.2019 08:41:12



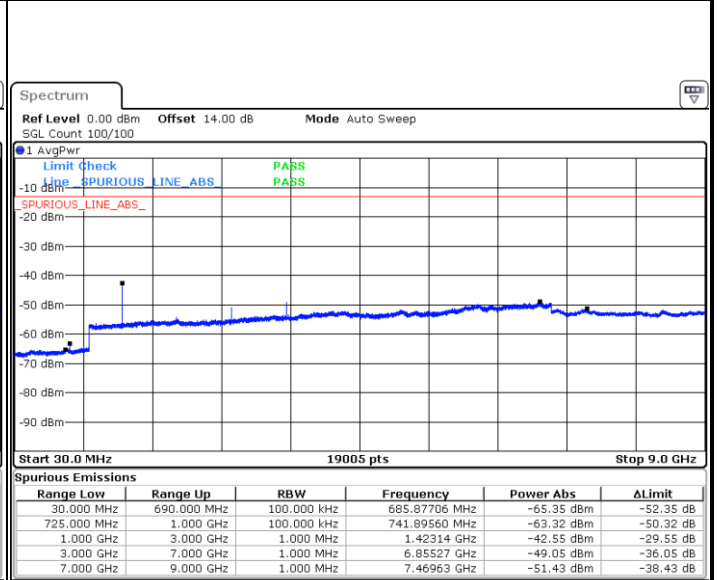
LTE Band 17 / 5MHz

Highest Channel / QPSK



Date: 3.MAY.2019 08:47:16

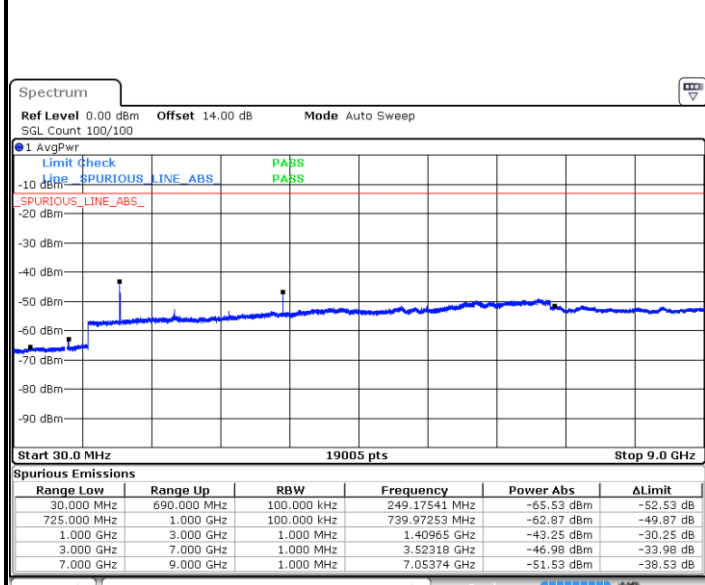
Highest Channel / 16QAM



Date: 3.MAY.2019 08:48:09

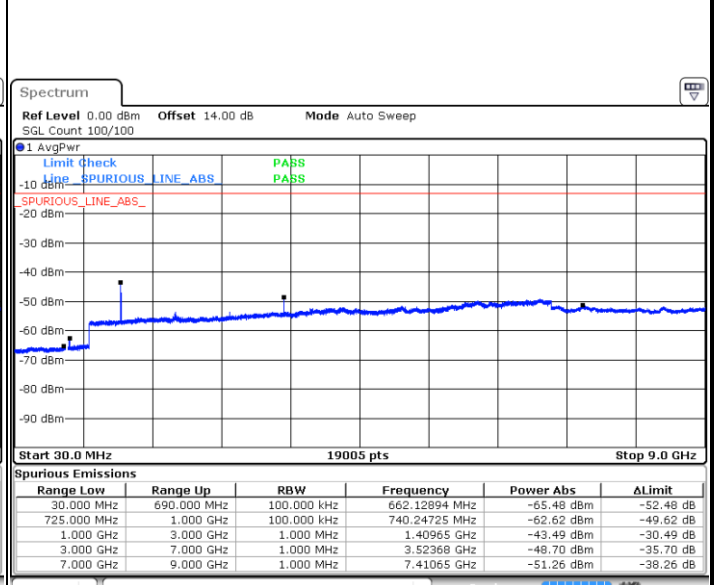
LTE Band 17 / 10MHz

Lowest Channel / QPSK



Date: 3.MAY.2019 09:07:20

Lowest Channel / 16QAM



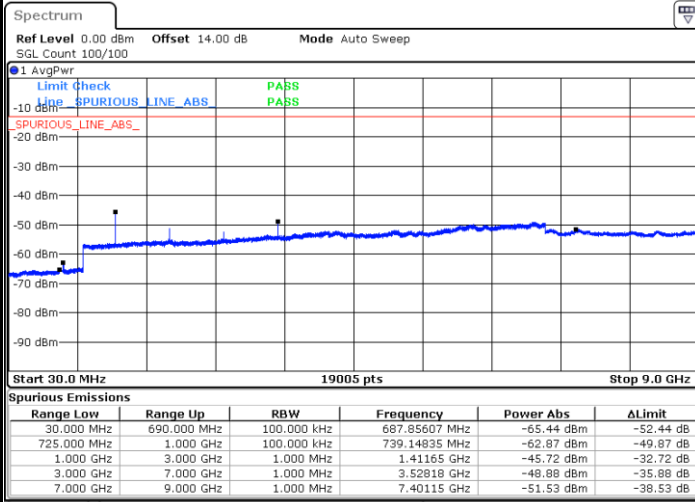
Date: 3.MAY.2019 09:07:47



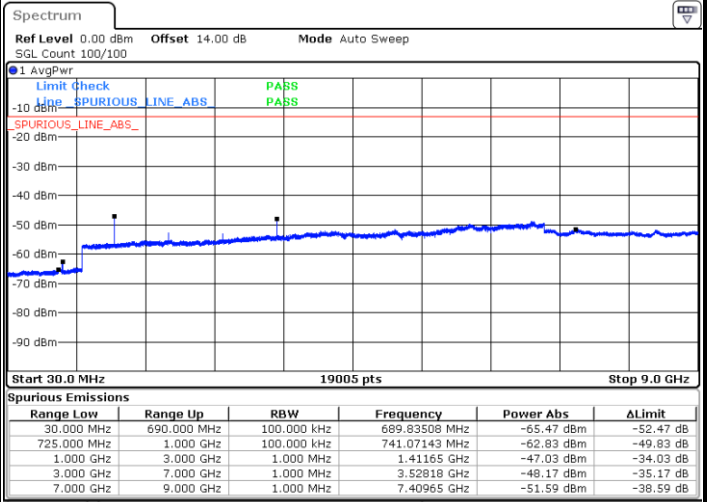
LTE Band 17 / 10MHz

Middle Channel / QPSK

Middle Channel / 16QAM



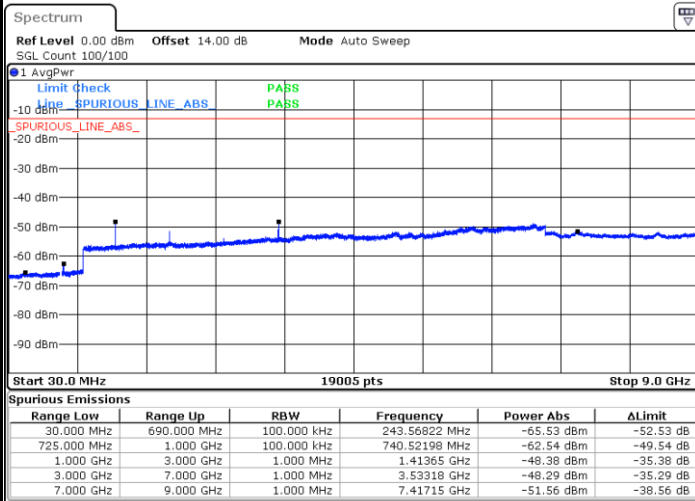
Date: 3 MAY.2019 09:08.41



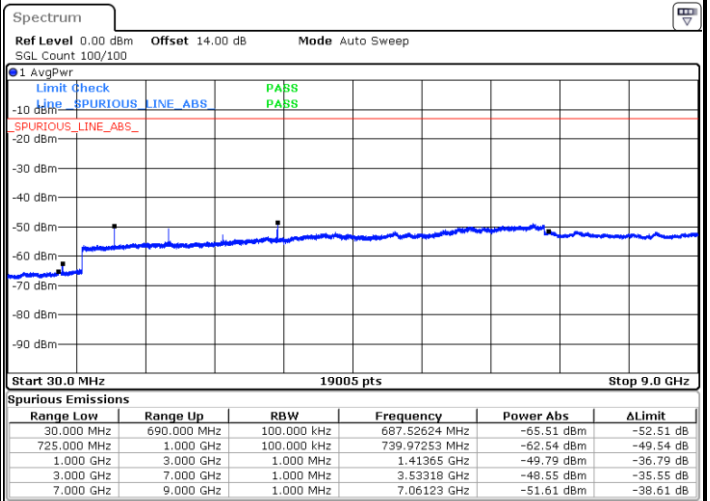
Date: 3 MAY.2019 09:08.13

Highest Channel / QPSK

Highest Channel / 16QAM



Date: 3 MAY.2019 09:09.25



Date: 3 MAY.2019 09:10.13



Frequency Stability

Test Conditions		LTE Band 2 (QPSK) / Middle Channel	Limit
Temperature (°C)	Voltage (Volt)	BW 10MHz	Note 2.
		Deviation (ppm)	Result
50	Normal Voltage	0.0007	PASS
40	Normal Voltage	0.0009	
30	Normal Voltage	0.0006	
20(Ref.)	Normal Voltage	0.0000	
10	Normal Voltage	0.0012	
0	Normal Voltage	0.0007	
-10	Normal Voltage	0.0010	
-20	Normal Voltage	0.0011	
-30	Normal Voltage	0.0006	
20	Maximum Voltage	0.0001	
20	Normal Voltage	0.0000	
20	Battery End Point	0.0002	

Note:

1. Normal Voltage =7.2 V. ; Battery End Point (BEP) =6.8 V. ; Maximum Voltage =8.4 V.
2. Note: The frequency fundamental emissions stay within the authorized frequency block.



Test Conditions		LTE Band 4 (QPSK) / Middle Channel	Limit
Temperature (°C)	Voltage (Volt)	BW 10MHz	Note 2.
		Deviation (ppm)	Result
50	Normal Voltage	0.0005	PASS
40	Normal Voltage	0.0003	
30	Normal Voltage	0.0001	
20(Ref.)	Normal Voltage	0.0000	
10	Normal Voltage	0.0002	
0	Normal Voltage	0.0000	
-10	Normal Voltage	0.0003	
-20	Normal Voltage	0.0001	
-30	Normal Voltage	0.0001	
20	Maximum Voltage	0.0001	
20	Normal Voltage	0.0000	
20	Battery End Point	0.0001	

Note:

1. Normal Voltage =7.2 V. ; Battery End Point (BEP) =6.8 V. ; Maximum Voltage =8.4 V.
2. Note: The frequency fundamental emissions stay within the authorized frequency block.



Test Conditions		LTE Band 5 (QPSK) / Middle Channel	Limit
Temperature (°C)	Voltage (Volt)	BW 10MHz	2.5ppm
		Deviation (ppm)	Result
50	Normal Voltage	0.0013	PASS
40	Normal Voltage	0.0016	
30	Normal Voltage	0.0013	
20(Ref.)	Normal Voltage	0.0000	
10	Normal Voltage	0.0006	
0	Normal Voltage	0.0005	
-10	Normal Voltage	0.0018	
-20	Normal Voltage	0.0010	
-30	Normal Voltage	0.0016	
20	Maximum Voltage	0.0004	
20	Normal Voltage	0.0000	
20	Battery End Point	0.0012	

Note: Normal Voltage =7.2 V. ; Battery End Point (BEP) =6.8 V. ; Maximum Voltage =8.4 V.



Test Conditions		LTE Band 12 (QPSK) / Middle Channel	Limit
Temperature (°C)	Voltage (Volt)	BW 10MHz	Note 2.
		Deviation (ppm)	Result
50	Normal Voltage	0.0033	PASS
40	Normal Voltage	0.0048	
30	Normal Voltage	0.0011	
20(Ref.)	Normal Voltage	0.0000	
10	Normal Voltage	0.0041	
0	Normal Voltage	0.0079	
-10	Normal Voltage	0.0042	
-20	Normal Voltage	0.0027	
-30	Normal Voltage	0.0023	
20	Maximum Voltage	0.0000	
20	Normal Voltage	0.0011	
20	Battery End Point	0.0031	

Note:

1. Normal Voltage =7.2 V. ; Battery End Point (BEP) =6.8 V. ; Maximum Voltage =8.4 V.
2. Note: The frequency fundamental emissions stay within the authorized frequency block.



Test Conditions		LTE Band 13 (QPSK) / Middle Channel	Limit
Temperature (°C)	Voltage (Volt)	BW 10MHz	Note 2.
		Deviation (ppm)	Result
50	Normal Voltage	0.0019	PASS
40	Normal Voltage	0.0015	
30	Normal Voltage	0.0009	
20(Ref.)	Normal Voltage	0.0000	
10	Normal Voltage	0.0004	
0	Normal Voltage	0.0017	
-10	Normal Voltage	0.0014	
-20	Normal Voltage	0.0001	
-30	Normal Voltage	0.0013	
20	Maximum Voltage	0.0020	
20	Normal Voltage	0.0000	
20	Battery End Point	0.0012	

Note:

1. Normal Voltage =7.2 V. ; Battery End Point (BEP) =6.8 V. ; Maximum Voltage =8.4 V.
2. Note: The frequency fundamental emissions stay within the authorized frequency block.



Test Conditions		LTE Band 17 (QPSK) / Middle Channel	Limit
Temperature (°C)	Voltage (Volt)	BW 10MHz	Note 2.
		Deviation (ppm)	Result
50	Normal Voltage	0.0006	PASS
40	Normal Voltage	0.0017	
30	Normal Voltage	0.0014	
20(Ref.)	Normal Voltage	0.0000	
10	Normal Voltage	0.0007	
0	Normal Voltage	0.0008	
-10	Normal Voltage	0.0010	
-20	Normal Voltage	0.0082	
-30	Normal Voltage	0.0018	
20	Maximum Voltage	0.0003	
20	Normal Voltage	0.0000	
20	Battery End Point	0.0013	

Note:

1. Normal Voltage =7.2 V. ; Battery End Point (BEP) =6.8 V. ; Maximum Voltage =8.4 V.
2. Note: The frequency fundamental emissions stay within the authorized frequency block.



Appendix B. Test Results of Radiated Test

Radiated Spurious Emission

LTE Band 2 / 1.4MHz / QPSK									
Channel	Frequency (MHz)	EIRP (dBm)	Limit (dBm)	Over Limit (dB)	SPA Reading (dBm)	S.G. Power (dBm)	TX Cable loss (dB)	TX Antenna Gain (dBi)	Polarization (H/V)
Lowest	3700.32	-40.67	-13	-27.67	-58.46	-47.43	5.82	12.58	H
	5550.48	-52.86	-13	-39.86	-74.11	-58.58	7.28	13.00	H
	7400.64	-35.62	-13	-22.62	-61.66	-38.78	8.32	11.48	H
	3700.32	-42.07	-13	-29.07	-59.19	-48.83	5.82	12.58	V
	5550.48	-50.95	-13	-37.95	-71.44	-56.67	7.28	13.00	V
	7400.64	-32.14	-13	-19.14	-57.47	-35.30	8.32	11.48	V
Middle	3758.92	-39.73	-13	-26.73	-57.68	-46.48	5.85	12.60	H
	5638.38	-52.65	-13	-39.65	-73.84	-58.45	7.30	13.10	H
	7517.84	-34.87	-13	-21.87	-60.18	-38.02	8.35	11.50	H
	3758.92	-41.05	-13	-28.05	-58.23	-47.80	5.85	12.60	V
	5638.38	-48.78	-13	-35.78	-68.91	-54.58	7.30	13.10	V
	7517.84	-33.05	-13	-20.05	-57.76	-36.20	8.35	11.50	V
Highest	3817.52	-38.87	-13	-25.87	-57.07	-45.61	5.88	12.62	H
	5726.28	-52.24	-13	-39.24	-73.85	-58.05	7.32	13.13	H
	7635.04	-35.89	-13	-22.89	-60.69	-39.05	8.38	11.54	H
	9549	-48.67	-13	-35.67	-76.34	-50.81	9.88	12.02	H
	3817.52	-41.28	-13	-28.28	-58.63	-48.02	5.88	12.62	V
	5726.28	-48.76	-13	-35.76	-69.44	-54.57	7.32	13.13	V
	7635.04	-33.91	-13	-20.91	-58.2	-37.07	8.38	11.54	V
	9549	-46.46	-13	-33.46	-75.02	-48.60	9.88	12.02	V

Remark: Spurious emissions within 30-1000MHz were found more than 20dB below limit line.



LTE Band 2 / 3MHz / QPSK									
Channel	Frequency (MHz)	EIRP (dBm)	Limit (dBm)	Over Limit (dB)	SPA Reading (dBm)	S.G. Power (dBm)	TX Cable loss (dB)	TX Antenna Gain (dBi)	Polarization (H/V)
Lowest	3700.48	-44.35	-13	-31.35	-62.14	-51.11	5.82	12.58	H
	5550.72	-55.89	-13	-42.89	-77.14	-61.61	7.28	13.00	H
	7400.96	-38.41	-13	-25.41	-64.45	-41.57	8.32	11.48	H
	3700.48	-45.13	-13	-32.13	-62.25	-51.89	5.82	12.58	V
	5550.72	-53.44	-13	-40.44	-73.93	-59.16	7.28	13.00	V
	7400.96	-35.36	-13	-22.36	-60.69	-38.52	8.32	11.48	V
Middle	3757.48	-42.37	-13	-29.37	-60.32	-49.12	5.85	12.60	H
	5636.22	-54.96	-13	-41.96	-76.15	-60.76	7.30	13.10	H
	7514.96	-37.56	-13	-24.56	-62.87	-40.71	8.35	11.50	H
	3757.48	-43.43	-13	-30.43	-60.61	-50.18	5.85	12.60	V
	5636.22	-53.08	-13	-40.08	-73.21	-58.88	7.30	13.10	V
	7514.96	-34.58	-13	-21.58	-59.29	-37.73	8.35	11.50	V
Highest	3814.48	-43.38	-13	-30.38	-61.58	-50.12	5.88	12.62	H
	5721.72	-55.26	-13	-42.26	-76.87	-61.07	7.32	13.13	H
	7628.96	-43.69	-13	-30.69	-68.49	-46.85	8.38	11.54	H
	3814.48	-43.57	-13	-30.57	-60.92	-50.31	5.88	12.62	V
	5721.72	-51.46	-13	-38.46	-72.14	-57.27	7.32	13.13	V
	7628.96	-37.86	-13	-24.86	-62.15	-41.02	8.38	11.54	V

Remark: Spurious emissions within 30-1000MHz were found more than 20dB below limit line.



LTE Band 2 / 5MHz / QPSK									
Channel	Frequency (MHz)	EIRP (dBm)	Limit (dBm)	Over Limit (dB)	SPA Reading (dBm)	S.G. Power (dBm)	TX Cable loss (dB)	TX Antenna Gain (dBi)	Polarization (H/V)
Lowest	3702	-37.63	-13	-24.63	-55.42	-44.39	5.82	12.58	H
	5550	-53.37	-13	-40.37	-74.62	-59.09	7.28	13.00	H
	7398	-34.64	-13	-21.64	-60.79	-37.80	8.32	11.48	H
	9252	-48.95	-13	-35.95	-76.67	-51.10	9.83	11.98	H
	3702	-37.07	-13	-24.07	-54.19	-43.83	5.82	12.58	V
	5550	-51.30	-13	-38.30	-71.79	-57.02	7.28	13.00	V
	7404	-30.52	-13	-17.52	-55.85	-33.68	8.32	11.48	V
Middle	9252	-47.77	-13	-34.77	-76.14	-49.92	9.83	11.98	V
	3756	-38.12	-13	-25.12	-56.07	-44.87	5.85	12.60	H
	5634	-52.45	-13	-39.45	-73.64	-58.25	7.30	13.10	H
	7512	-37.67	-13	-24.67	-62.98	-40.82	8.35	11.50	H
	9387	-48.70	-13	-35.70	-76.06	-50.85	9.85	12.00	H
	3756	-37.11	-13	-24.11	-54.29	-43.86	5.85	12.60	V
	5634	-51.81	-13	-38.81	-71.94	-57.61	7.30	13.10	V
Highest	7512	-35.61	-13	-22.61	-60.32	-38.76	8.35	11.50	V
	9387	-44.14	-13	-31.14	-72.76	-46.29	9.85	12.00	V
	3810	-39.74	-13	-26.74	-57.85	-46.48	5.88	12.62	H
	5718	-52.86	-13	-39.86	-74.47	-58.67	7.32	13.13	H
	7620	-40.67	-13	-27.67	-65.44	-43.83	8.38	11.54	H
	9522	-48.21	-13	-35.21	-75.82	-50.35	9.88	12.02	H
	3810	-39.98	-13	-26.98	-57.22	-46.72	5.88	12.62	V
5718	-52.08	-13	-39.08	-72.76	-57.89	7.32	13.13	V	
7620	-38.46	-13	-25.46	-62.72	-41.62	8.38	11.54	V	
9522	-43.97	-13	-30.97	-72.56	-46.11	9.88	12.02	V	

Remark: Spurious emissions within 30-1000MHz were found more than 20dB below limit line.



LTE Band 2 / 10MHz / QPSK									
Channel	Frequency (MHz)	EIRP (dBm)	Limit (dBm)	Over Limit (dB)	SPA Reading (dBm)	S.G. Power (dBm)	TX Cable loss (dB)	TX Antenna Gain (dBi)	Polarization (H/V)
Lowest	3701.18	-37.46	-13	-24.46	-55.25	-44.22	5.82	12.58	H
	5551.77	-53.86	-13	-40.86	-75.12	-59.58	7.28	13.00	H
	7402.36	-33.60	-13	-20.60	-59.64	-36.76	8.32	11.48	H
	9252	-50.67	-13	-37.67	-78.39	-52.82	9.83	11.98	H
	3701.18	-37.92	-13	-24.92	-55.04	-44.68	5.82	12.58	V
	5551.77	-52.44	-13	-39.44	-72.94	-58.16	7.28	13.00	V
	7402.36	-29.80	-13	-16.80	-55.13	-32.96	8.32	11.48	V
	9252	-48.97	-13	-35.97	-77.34	-51.12	9.83	11.98	V
Middle	3751.18	-38.08	-13	-25.08	-56.03	-44.83	5.85	12.60	H
	5626.77	-52.81	-13	-39.81	-74.02	-58.61	7.30	13.10	H
	7502	-35.59	-13	-22.59	-61.01	-38.74	8.35	11.50	H
	9378	-49.99	-13	-36.99	-77.35	-52.14	9.85	12.00	H
	3751.18	-37.63	-13	-24.63	-54.81	-44.38	5.85	12.60	V
	5626.77	-53.52	-13	-40.52	-73.87	-59.32	7.30	13.10	V
	7502	-32.51	-13	-19.51	-57.32	-35.66	8.35	11.50	V
	9378	-48.67	-13	-35.67	-77.29	-50.82	9.85	12.00	V
Highest	3801.18	-42.26	-13	-29.26	-60.37	-49.00	5.88	12.62	H
	5701.77	-53.53	-13	-40.53	-75.06	-59.34	7.32	13.13	H
	7602.36	-41.10	-13	-28.10	-65.83	-44.26	8.38	11.54	H
	9504	-48.89	-13	-35.89	-76.47	-51.03	9.88	12.02	H
	3801.18	-41.86	-13	-28.86	-59.1	-48.60	5.88	12.62	V
	5701.77	-53.54	-13	-40.54	-74.11	-59.35	7.32	13.13	V
	7602.36	-38.93	-13	-25.93	-63.16	-42.09	8.38	11.54	V
	9504	-46.88	-13	-33.88	-75.49	-49.02	9.88	12.02	V

Remark: Spurious emissions within 30-1000MHz were found more than 20dB below limit line.



LTE Band 2 / 15MHz / QPSK									
Channel	Frequency (MHz)	EIRP (dBm)	Limit (dBm)	Over Limit (dB)	SPA Reading (dBm)	S.G. Power (dBm)	TX Cable loss (dB)	TX Antenna Gain (dBi)	Polarization (H/V)
Lowest	3702	-37.39	-13	-24.39	-55.18	-44.15	5.82	12.58	H
	5550	-51.84	-13	-38.84	-73.09	-57.56	7.28	13.00	H
	7404	-34.87	-13	-21.87	-60.91	-38.03	8.32	11.48	H
	9252	-49.49	-13	-36.49	-77.21	-51.64	9.83	11.98	H
	3702	-35.84	-13	-22.84	-52.96	-42.60	5.82	12.58	V
	5550	-51.95	-13	-38.95	-72.44	-57.67	7.28	13.00	V
	7404	-29.56	-13	-16.56	-54.89	-32.72	8.32	11.48	V
Middle	9252	-47.77	-13	-34.77	-76.14	-49.92	9.83	11.98	V
	3744	-38.16	-13	-25.16	-56.05	-44.91	5.85	12.60	H
	5622	-52.21	-13	-39.21	-73.42	-58.01	7.30	13.10	H
	7494	-36.52	-13	-23.52	-61.94	-39.67	8.35	11.50	H
	9369	-48.37	-13	-35.37	-75.77	-50.52	9.85	12.00	H
	3744	-36.66	-13	-23.66	-53.82	-43.41	5.85	12.60	V
	5622	-51.08	-13	-38.08	-71.43	-56.88	7.30	13.10	V
Highest	7494	-32.00	-13	-19.00	-56.81	-35.15	8.35	11.50	V
	9369	-46.25	-13	-33.25	-74.83	-48.40	9.85	12.00	V
	3791.68	-42.39	-13	-29.39	-60.44	-49.13	5.88	12.62	H
	5687.52	-50.68	-13	-37.68	-72.13	-56.49	7.32	13.13	H
	7583.36	-41.18	-13	-28.18	-66.03	-44.34	8.38	11.54	H
	9477	-48.55	-13	-35.55	-76.08	-50.69	9.88	12.02	H
	3792	-42.13	-13	-29.13	-59.35	-48.87	5.88	12.62	V
5688	-51.31	-13	-38.31	-71.77	-57.12	7.32	13.13	V	
7584	-38.37	-13	-25.37	-62.7	-41.53	8.38	11.54	V	
9477	-44.70	-13	-31.70	-73.31	-46.84	9.88	12.02	V	

Remark: Spurious emissions within 30-1000MHz were found more than 20dB below limit line.



LTE Band 2 / 20MHz / QPSK									
Channel	Frequency (MHz)	EIRP (dBm)	Limit (dBm)	Over Limit (dB)	SPA Reading (dBm)	S.G. Power (dBm)	TX Cable loss (dB)	TX Antenna Gain (dBi)	Polarization (H/V)
Lowest	3702	-37.86	-13	-24.86	-55.65	-44.62	5.82	12.58	H
	5556	-52.19	-13	-39.19	-73.45	-57.91	7.28	13.00	H
	7404	-34.68	-13	-21.68	-60.72	-37.84	8.32	11.48	H
	9252	-49.73	-13	-36.73	-77.45	-51.88	9.83	11.98	H
	3702	-36.49	-13	-23.49	-53.61	-43.25	5.82	12.58	V
	5556	-51.95	-13	-38.95	-72.45	-57.67	7.28	13.00	V
	7404	-30.13	-13	-17.13	-55.46	-33.29	8.32	11.48	V
Middle	9252	-48.29	-13	-35.29	-76.66	-50.44	9.83	11.98	V
	3742.18	-36.92	-13	-23.92	-54.81	-43.67	5.85	12.60	H
	5613.27	-52.74	-13	-39.74	-73.98	-58.54	7.30	13.10	H
	7484.36	-36.69	-13	-23.69	-62.24	-39.84	8.35	11.50	H
	9351	-49.05	-13	-36.05	-76.49	-51.20	9.85	12.00	H
	3742.18	-37.41	-13	-24.41	-54.57	-44.16	5.85	12.60	V
	5613.27	-51.80	-13	-38.80	-72.39	-57.60	7.30	13.10	V
Highest	7484.36	-34.03	-13	-21.03	-58.94	-37.18	8.35	11.50	V
	9351	-46.38	-13	-33.38	-74.93	-48.53	9.85	12.00	V
	3780	-39.99	-13	-26.99	-58.04	-46.73	5.88	12.62	H
	5676	-51.30	-13	-38.30	-72.66	-57.11	7.32	13.13	H
	7566	-41.67	-13	-28.67	-66.63	-44.83	8.38	11.54	H
	9459	-49.16	-13	-36.16	-76.65	-51.30	9.88	12.02	H
	3780	-39.15	-13	-26.15	-56.37	-45.89	5.88	12.62	V
5676	-51.43	-13	-38.43	-71.78	-57.24	7.32	13.13	V	
7566	-38.98	-13	-25.98	-63.4	-42.14	8.38	11.54	V	
9459	-44.69	-13	-31.69	-73.32	-46.83	9.88	12.02	V	

Remark: Spurious emissions within 30-1000MHz were found more than 20dB below limit line.



LTE Band 4 / 1.4MHz / QPSK									
Channel	Frequency (MHz)	EIRP (dBm)	Limit (dBm)	Over Limit (dB)	SPA Reading (dBm)	S.G. Power (dBm)	TX Cable loss (dB)	TX Antenna Gain (dBi)	Polarization (H/V)
Lowest	3420.32	-52.55	-13	-39.55	-67.58	-59.43	5.60	12.48	H
	5130.48	-36.96	-13	-23.96	-58.44	-42.64	7.10	12.78	H
	6840.64	-41.01	-13	-28.01	-64.72	-44.40	8.38	11.77	H
	8550.8	-49.23	-13	-36.23	-75.73	-52.07	8.74	11.58	H
	3420.32	-52.44	-13	-39.44	-66.97	-59.32	5.60	12.48	V
	5130.48	-34.05	-13	-21.05	-54.75	-39.73	7.10	12.78	V
	6840.64	-40.88	-13	-27.88	-63.71	-44.27	8.38	11.77	V
	8550.8	-48.44	-13	-35.44	-74.8	-51.28	8.74	11.58	V
Middle	3463.74	-54.16	-13	-41.16	-69.87	-61.01	5.65	12.50	H
	5195.61	-44.83	-13	-31.83	-66.40	-50.50	7.13	12.80	H
	6927.48	-36.98	-13	-23.98	-60.49	-40.38	8.40	11.80	H
	3463.74	-54.42	-13	-41.42	-69.64	-61.27	5.65	12.50	V
	5195.61	-40.05	-13	-27.05	-60.55	-45.72	7.13	12.80	V
6927.48	-37.31	-13	-24.31	-60.44	-40.71	8.40	11.80	V	
Highest	3507.52	-48.81	-13	-35.81	-65.20	-55.65	5.68	12.52	H
	5261.28	-39.15	-13	-26.15	-59.54	-44.82	7.15	12.82	H
	7015.04	-33.60	-13	-20.60	-57.13	-37.03	8.42	11.85	H
	8766	-48.99	-13	-35.99	-75.61	-51.83	8.78	11.62	H
	3507.52	-47.85	-13	-34.85	-63.76	-54.69	5.68	12.52	V
	5261.28	-36.37	-13	-23.37	-55.69	-42.04	7.15	12.82	V
	7015.04	-31.59	-13	-18.59	-55.08	-35.02	8.42	11.85	V
	8766	-46.23	-13	-33.23	-73.11	-49.07	8.78	11.62	V

Remark: Spurious emissions within 30-1000MHz were found more than 20dB below limit line.



LTE Band 4 / 3MHz / QPSK									
Channel	Frequency (MHz)	EIRP (dBm)	Limit (dBm)	Over Limit (dB)	SPA Reading (dBm)	S.G. Power (dBm)	TX Cable loss (dB)	TX Antenna Gain (dBi)	Polarization (H/V)
Lowest	3420.48	-52.87	-13	-39.87	-67.90	-59.75	5.60	12.48	H
	5130.72	-37.48	-13	-24.48	-58.96	-43.16	7.10	12.78	H
	6840.96	-41.66	-13	-28.66	-65.37	-45.05	8.38	11.77	H
	8551.2	-48.48	-13	-35.48	-74.98	-51.32	8.74	11.58	H
	3420.48	-52.76	-13	-39.76	-67.29	-59.64	5.60	12.48	V
	5130.72	-35.16	-13	-22.16	-55.86	-40.84	7.10	12.78	V
	6840.96	-40.70	-13	-27.70	-63.53	-44.09	8.38	11.77	V
	8551.2	-48.65	-13	-35.65	-75.01	-51.49	8.74	11.58	V
Middle	3462.48	-52.14	-13	-39.14	-67.85	-58.99	5.65	12.50	H
	5193.72	-39.65	-13	-26.65	-61.24	-45.32	7.13	12.80	H
	6924.96	-40.20	-13	-27.20	-63.71	-43.60	8.40	11.80	H
	8656.2	-51.71	-13	-38.71	-78.81	-54.56	8.75	11.60	H
	3462.48	-51.04	-13	-38.04	-66.26	-57.89	5.65	12.50	V
	5193.72	-37.12	-13	-24.12	-57.64	-42.79	7.13	12.80	V
	6924.96	-39.53	-13	-26.53	-62.66	-42.93	8.40	11.80	V
	8656.2	-48.74	-13	-35.74	-75.74	-51.59	8.75	11.60	V
Highest	3504.48	-48.06	-13	-35.06	-64.23	-54.90	5.68	12.52	H
	5256.72	-39.88	-13	-26.88	-60.13	-45.55	7.15	12.82	H
	7008.96	-34.05	-13	-21.05	-57.37	-37.48	8.42	11.85	H
	8761.2	-49.66	-13	-36.66	-76.26	-52.50	8.78	11.62	H
	3504.48	-48.67	-13	-35.67	-64.36	-55.51	5.68	12.52	V
	5256.72	-36.42	-13	-23.42	-55.61	-42.09	7.15	12.82	V
	7008.96	-32.86	-13	-19.86	-56.2	-36.29	8.42	11.85	V
	8761.2	-46.47	-13	-33.47	-73.33	-49.31	8.78	11.62	V

Remark: Spurious emissions within 30-1000MHz were found more than 20dB below limit line.



LTE Band 4 / 5MHz / QPSK									
Channel	Frequency (MHz)	EIRP (dBm)	Limit (dBm)	Over Limit (dB)	SPA Reading (dBm)	S.G. Power (dBm)	TX Cable loss (dB)	TX Antenna Gain (dBi)	Polarization (H/V)
Lowest	3420.68	-53.13	-13	-40.13	-68.16	-60.01	5.60	12.48	H
	5131.02	-38.10	-13	-25.10	-59.58	-43.78	7.10	12.78	H
	6841.36	-42.20	-13	-29.20	-65.91	-45.59	8.38	11.77	H
	8551.7	-49.28	-13	-36.28	-75.78	-52.12	8.74	11.58	H
	3420.68	-52.60	-13	-39.60	-67.13	-59.48	5.60	12.48	V
	5131.02	-35.57	-13	-22.57	-56.27	-41.25	7.10	12.78	V
	6841.36	-41.81	-13	-28.81	-64.64	-45.20	8.38	11.77	V
	8551.7	-49.19	-13	-36.19	-75.55	-52.03	8.74	11.58	V
Middle	3460.68	-51.64	-13	-38.64	-67.34	-58.49	5.65	12.50	H
	5191.02	-39.13	-13	-26.13	-60.72	-44.80	7.13	12.80	H
	6921.36	-41.07	-13	-28.07	-64.60	-44.47	8.40	11.80	H
	8651.7	-50.80	-13	-37.80	-77.90	-53.65	8.75	11.60	H
	3460.68	-52.05	-13	-39.05	-67.26	-58.90	5.65	12.50	V
	5191.02	-36.61	-13	-23.61	-57.13	-42.28	7.13	12.80	V
	6921.36	-40.71	-13	-27.71	-63.76	-44.11	8.40	11.80	V
	8651.7	-48.27	-13	-35.27	-75.27	-51.12	8.75	11.60	V
Highest	3500.68	-49.22	-13	-36.22	-65.39	-56.06	5.68	12.52	H
	5251.02	-39.94	-13	-26.94	-60.19	-45.61	7.15	12.82	H
	7001.36	-34.64	-13	-21.64	-57.97	-38.07	8.42	11.85	H
	8751.7	-47.92	-13	-34.92	-74.61	-50.76	8.78	11.62	H
	3500.68	-48.86	-13	-35.86	-64.55	-55.70	5.68	12.52	V
	5251.02	-37.14	-13	-24.14	-56.33	-42.81	7.15	12.82	V
	7001.36	-33.90	-13	-20.90	-57.25	-37.33	8.42	11.85	V
	8751.7	-45.93	-13	-32.93	-72.82	-48.77	8.78	11.62	V

Remark: Spurious emissions within 30-1000MHz were found more than 20dB below limit line.



LTE Band 4 / 10MHz / QPSK									
Channel	Frequency (MHz)	EIRP (dBm)	Limit (dBm)	Over Limit (dB)	SPA Reading (dBm)	S.G. Power (dBm)	TX Cable loss (dB)	TX Antenna Gain (dBi)	Polarization (H/V)
Lowest	3421.18	-53.88	-13	-40.88	-68.91	-60.76	5.60	12.48	H
	5131.77	-37.42	-13	-24.42	-58.90	-43.10	7.10	12.78	H
	6842.36	-42.58	-13	-29.58	-66.29	-45.97	8.38	11.77	H
	8550	-48.13	-13	-35.13	-74.63	-50.97	8.74	11.58	H
	3421.18	-52.92	-13	-39.92	-67.45	-59.80	5.60	12.48	V
	5131.77	-34.69	-13	-21.69	-55.39	-40.37	7.10	12.78	V
	6842.36	-41.65	-13	-28.65	-64.48	-45.04	8.38	11.77	V
	8550	-48.05	-13	-35.05	-74.41	-50.89	8.74	11.58	V
Middle	3456.18	-50.83	-13	-37.83	-66.31	-57.68	5.65	12.50	H
	5184.27	-39.45	-13	-26.45	-61.00	-45.12	7.13	12.80	H
	6912.36	-39.12	-13	-26.12	-62.65	-42.52	8.40	11.80	H
	8640	-49.62	-13	-36.62	-76.80	-52.47	8.75	11.60	H
	3456.18	-50.63	-13	-37.63	-65.62	-57.48	5.65	12.50	V
	5184.27	-36.53	-13	-23.53	-57.08	-42.20	7.13	12.80	V
	6912.36	-39.55	-13	-26.55	-62.6	-42.95	8.40	11.80	V
	8640	-48.27	-13	-35.27	-75.3	-51.12	8.75	11.60	V
Highest	3491.18	-50.44	-13	-37.44	-66.61	-57.28	5.68	12.52	H
	5236.77	-38.76	-13	-25.76	-59.46	-44.43	7.15	12.82	H
	6982.36	-36.99	-13	-23.99	-60.34	-40.42	8.42	11.85	H
	8742	-48.02	-13	-35.02	-74.79	-50.86	8.78	11.62	H
	3491.18	-49.32	-13	-36.32	-65.01	-56.16	5.68	12.52	V
	5236.77	-36.29	-13	-23.29	-55.92	-41.96	7.15	12.82	V
	6982.36	-36.74	-13	-23.74	-60.01	-40.17	8.42	11.85	V
	8742	-46.20	-13	-33.20	-73.12	-49.04	8.78	11.62	V

Remark: Spurious emissions within 30-1000MHz were found more than 20dB below limit line.



LTE Band 4 / 15MHz / QPSK									
Channel	Frequency (MHz)	EIRP (dBm)	Limit (dBm)	Over Limit (dB)	SPA Reading (dBm)	S.G. Power (dBm)	TX Cable loss (dB)	TX Antenna Gain (dBi)	Polarization (H/V)
Lowest	3421.68	-54.00	-13	-41.00	-69.03	-60.88	5.60	12.48	H
	5132.52	-37.09	-13	-24.09	-58.57	-42.77	7.10	12.78	H
	6843.36	-41.32	-13	-28.32	-65.03	-44.71	8.38	11.77	H
	8556	-48.45	-13	-35.45	-74.95	-51.29	8.74	11.58	H
	3421.68	-52.72	-13	-39.72	-67.25	-59.60	5.60	12.48	V
	5132.52	-35.23	-13	-22.23	-55.93	-40.91	7.10	12.78	V
	6843.36	-41.34	-13	-28.34	-64.17	-44.73	8.38	11.77	V
	8556	-48.57	-13	-35.57	-74.93	-51.41	8.74	11.58	V
Middle	3451.68	-51.60	-13	-38.60	-67.08	-58.45	5.65	12.50	H
	5177.52	-39.17	-13	-26.17	-60.72	-44.84	7.13	12.80	H
	6903.36	-39.45	-13	-26.45	-63.00	-42.85	8.40	11.80	H
	8628	-49.63	-13	-36.63	-76.79	-52.48	8.75	11.60	H
	3451.68	-51.21	-13	-38.21	-66.2	-58.06	5.65	12.50	V
	5177.52	-35.50	-13	-22.50	-56.05	-41.17	7.13	12.80	V
	6903.36	-39.46	-13	-26.46	-62.42	-42.86	8.40	11.80	V
	8628	-48.40	-13	-35.40	-75.41	-51.25	8.75	11.60	V
Highest	3481.68	-52.47	-13	-39.47	-68.40	-59.31	5.68	12.52	H
	5222.52	-39.46	-13	-26.46	-60.59	-45.13	7.15	12.82	H
	6963.36	-38.25	-13	-25.25	-61.66	-41.68	8.42	11.85	H
	8706	-51.17	-13	-38.17	-78.06	-54.01	8.78	11.62	H
	3481.68	-51.74	-13	-38.74	-67.18	-58.58	5.68	12.52	V
	5222.52	-37.31	-13	-24.31	-57.37	-42.98	7.15	12.82	V
	6963.36	-37.76	-13	-24.76	-60.98	-41.19	8.42	11.85	V
	8706	-49.48	-13	-36.48	-76.43	-52.32	8.78	11.62	V

Remark: Spurious emissions within 30-1000MHz were found more than 20dB below limit line.



LTE Band 4 / 20MHz / QPSK									
Channel	Frequency (MHz)	EIRP (dBm)	Limit (dBm)	Over Limit (dB)	SPA Reading (dBm)	S.G. Power (dBm)	TX Cable loss (dB)	TX Antenna Gain (dBi)	Polarization (H/V)
Lowest	3422.18	-53.41	-13	-40.41	-68.44	-60.29	5.60	12.48	H
	5133.27	-37.44	-13	-24.44	-58.92	-43.12	7.10	12.78	H
	6844.36	-39.98	-13	-26.98	-63.69	-43.37	8.38	11.77	H
	8556	-48.91	-13	-35.91	-75.41	-51.75	8.74	11.58	H
	3420	-53.35	-13	-40.35	-67.88	-60.23	5.60	12.48	V
	3422.18	-48.34	-13	-35.34	-62.87	-54.02	7.10	12.78	V
	5133.27	-34.90	-13	-21.90	-55.6	-38.29	8.38	11.77	V
	6844.36	-40.91	-13	-27.91	-63.74	-43.75	8.74	11.58	V
Middle	3447.18	-51.84	-13	-38.84	-67.32	-58.69	5.65	12.50	H
	5170.77	-37.96	-13	-24.96	-59.48	-43.63	7.13	12.80	H
	6894.36	-39.86	-13	-26.86	-63.45	-43.26	8.40	11.80	H
	8617.95	-50.44	-13	-37.44	-77.68	-53.29	8.75	11.60	H
	3447.18	-51.47	-13	-38.47	-66.46	-58.32	5.65	12.50	V
	5170.77	-35.21	-13	-22.21	-55.8	-40.88	7.13	12.80	V
	6894.36	-40.00	-13	-27.00	-63	-43.40	8.40	11.80	V
	8617.95	-48.89	-13	-35.89	-75.93	-51.74	8.75	11.60	V
Highest	3472.18	-51.60	-13	-38.60	-67.31	-58.44	5.68	12.52	H
	5208.27	-39.82	-13	-26.82	-60.96	-45.49	7.15	12.82	H
	6944.36	-39.04	-13	-26.04	-62.49	-42.47	8.42	11.85	H
	8680.45	-51.37	-13	-38.37	-78.32	-54.21	8.78	11.62	H
	3472.18	-51.75	-13	-38.75	-66.97	-58.59	5.68	12.52	V
	5208.27	-38.28	-13	-25.28	-58.35	-43.95	7.15	12.82	V
	6944.36	-39.89	-13	-26.89	-63.06	-43.32	8.42	11.85	V
	8680.45	-49.58	-13	-36.58	-76.54	-52.42	8.78	11.62	V

Remark: Spurious emissions within 30-1000MHz were found more than 20dB below limit line.



LTE Band 5 / 1.4MHz / QPSK									
Channel	Frequency (MHz)	ERP (dBm)	Limit (dBm)	Over Limit (dB)	SPA Reading (dBm)	S.G. Power (dBm)	TX Cable loss (dB)	TX Antenna Gain (dBi)	Polarization (H/V)
Lowest	1648	-49.14	-13	-36.14	-58.73	-52.37	3.98	9.36	H
	2472	-51.31	-13	-38.31	-64.82	-54.86	4.85	10.55	H
	3296	-53.04	-13	-40.04	-68.75	-57.97	5.50	12.58	H
	4120	-56.02	-13	-43.02	-74.93	-60.49	5.98	12.60	H
	4944	-57.37	-13	-44.37	-78.48	-60.80	7.10	12.68	H
	5776	-57.58	-13	-44.58	-79.45	-60.73	7.60	12.90	H
	7424	-52.29	-13	-39.29	-78.20	-54.83	7.98	12.67	H
	1648	-51.07	-13	-38.07	-60.14	-54.30	3.98	9.36	V
	2472	-50.19	-13	-37.19	-63.50	-53.74	4.85	10.55	V
	3296	-54.83	-13	-41.83	-70.15	-59.76	5.50	12.58	V
	4120	-54.21	-13	-41.21	-72.20	-58.68	5.98	12.60	V
	4944	-53.35	-13	-40.35	-73.98	-56.78	7.10	12.68	V
	5776	-56.91	-13	-43.91	-77.93	-60.06	7.60	12.90	V
	7424	-51.15	-13	-38.15	-76.37	-53.69	7.98	12.67	V
Middle	1672	-52.93	-13	-39.93	-62.90	-56.18	4.00	9.40	H
	2512	-58.68	-13	-45.68	-72.18	-62.25	4.88	10.60	H
	3344	-58.12	-13	-45.12	-73.73	-63.05	5.52	12.60	H
	4184	-59.38	-13	-46.38	-78.24	-63.85	6.00	12.62	H
	5016	-57.36	-13	-44.36	-78.68	-60.77	7.14	12.70	H
	7528	-54.79	-13	-41.79	-79.98	-58.02	7.62	13.00	H
	1672	-52.96	-13	-39.96	-62.42	-56.21	4.00	9.40	V
	2512	-57.39	-13	-44.39	-70.72	-60.96	4.88	10.60	V
	3344	-59.34	-13	-46.34	-74.51	-64.27	5.52	12.60	V
	4184	-58.25	-13	-45.25	-76.11	-62.72	6.00	12.62	V
	5016	-55.85	-13	-42.85	-76.89	-59.26	7.14	12.70	V
	7528	-53.93	-13	-40.93	-78.54	-57.16	7.62	13.00	V
Highest	1695.52	-51.03	-13	-38.03	-61.17	-54.20	4.10	9.42	H
	2543.28	-47.35	-13	-34.35	-60.87	-50.93	4.90	10.63	H
	3391.04	-51.23	-13	-38.23	-66.02	-56.15	5.55	12.62	H
	4240	-56.87	-13	-43.87	-75.76	-61.35	6.02	12.65	H
	5086.02	-57.39	-13	-44.39	-78.80	-60.81	7.15	12.72	H
	5936	-55.80	-13	-42.80	-78.64	-59.03	7.64	13.02	H
	6784	-56.99	-13	-43.99	-80.82	-59.54	8.04	12.74	H
	7632	-55.11	-13	-42.11	-79.91	-56.15	8.37	11.56	H
	1695.52	-53.71	-13	-40.71	-63.35	-56.88	4.10	9.42	V
	2543.28	-46.49	-13	-33.49	-59.75	-50.07	4.90	10.63	V
	3391.04	-53.87	-13	-40.87	-68.15	-58.79	5.55	12.62	V
	4240	-53.76	-13	-40.76	-71.65	-58.24	6.02	12.65	V
	5088	-53.82	-13	-40.82	-74.66	-57.24	7.15	12.72	V
	5936	-56.10	-13	-43.10	-78.06	-59.33	7.64	13.02	V
	6784	-58.33	-13	-45.33	-80.95	-60.88	8.04	12.74	V
7632	-53.01	-13	-40.01	-77.30	-54.05	8.37	11.56	V	

Remark: Spurious emissions within 30-1000MHz were found more than 20dB below limit line.



LTE Band 5 / 3MHz / QPSK									
Channel	Frequency (MHz)	ERP (dBm)	Limit (dBm)	Over Limit (dB)	SPA Reading (dBm)	S.G. Power (dBm)	TX Cable loss (dB)	TX Antenna Gain (dBi)	Polarization (H/V)
Lowest	1648.48	-51.10	-13	-38.10	-60.69	-54.33	3.98	9.36	H
	2472.72	-53.91	-13	-40.91	-67.42	-57.46	4.85	10.55	H
	3296.96	-55.83	-13	-42.83	-71.54	-60.76	5.50	12.58	H
	4128	-57.65	-13	-44.65	-76.57	-62.12	5.98	12.60	H
	4952	-57.78	-13	-44.78	-78.89	-61.21	7.10	12.68	H
	7432	-54.08	-13	-41.08	-79.99	-57.23	7.60	12.90	H
	1648.48	-54.16	-13	-41.16	-63.23	-57.39	3.98	9.36	V
	2472.72	-51.20	-13	-38.20	-64.51	-54.75	4.85	10.55	V
	3296.96	-56.55	-13	-43.55	-71.87	-61.48	5.50	12.58	V
	4128	-56.82	-13	-43.82	-74.82	-61.29	5.98	12.60	V
	4952	-53.93	-13	-40.93	-74.56	-57.36	7.10	12.68	V
7432	-53.17	-13	-40.17	-78.39	-56.32	7.60	12.90	V	
Middle	1670.48	-54.91	-13	-41.91	-64.70	-58.16	4.00	9.40	H
	2505.72	-60.84	-13	-47.84	-74.34	-64.41	4.88	10.60	H
	3340.96	-59.42	-13	-46.42	-75.03	-64.35	5.52	12.60	H
	1670.48	-55.27	-13	-42.27	-64.55	-58.52	4.00	9.40	V
	2505.72	-59.49	-13	-46.49	-72.82	-63.06	4.88	10.60	V
	3340.96	-60.54	-13	-47.54	-75.71	-65.47	5.52	12.60	V
Highest	1696	-55.73	-13	-42.73	-65.87	-58.90	4.10	9.42	H
	2544	-51.59	-13	-38.59	-65.11	-55.17	4.90	10.63	H
	3392	-54.08	-13	-41.08	-68.87	-59.00	5.55	12.62	H
	4240	-57.75	-13	-44.75	-76.64	-62.23	6.02	12.65	H
	5080	-58.14	-13	-45.14	-79.55	-61.56	7.15	12.72	H
	7624	-53.99	-13	-40.99	-78.79	-57.22	7.64	13.02	H
	1696	-55.97	-13	-42.97	-65.61	-59.14	4.10	9.42	V
	2544	-50.45	-13	-37.45	-63.71	-54.03	4.90	10.63	V
	3392	-55.10	-13	-42.10	-69.38	-60.02	5.55	12.62	V
	4240	-57.35	-13	-44.35	-75.24	-61.83	6.02	12.65	V
	5088	-55.80	-13	-42.80	-76.64	-59.22	7.15	12.72	V
	7624	-53.60	-13	-40.60	-77.89	-56.83	7.64	13.02	V

Remark: Spurious emissions within 30-1000MHz were found more than 20dB below limit line.



LTE Band 5 / 5MHz / QPSK									
Channel	Frequency (MHz)	ERP (dBm)	Limit (dBm)	Over Limit (dB)	SPA Reading (dBm)	S.G. Power (dBm)	TX Cable loss (dB)	TX Antenna Gain (dBi)	Polarization (H/V)
Lowest	1656	-53.41	-13	-40.41	-63.20	-56.64	3.98	9.36	H
	2480	-54.35	-13	-41.35	-67.86	-57.90	4.85	10.55	H
	3304	-55.05	-13	-42.05	-70.72	-59.98	5.50	12.58	H
	4128	-57.83	-13	-44.83	-76.75	-62.30	5.98	12.60	H
	4960	-57.61	-13	-44.61	-78.79	-61.04	7.10	12.68	H
	1656	-56.24	-13	-43.24	-65.52	-59.47	3.98	9.36	V
	2480	-52.16	-13	-39.16	-65.47	-55.71	4.85	10.55	V
	3304	-56.83	-13	-43.83	-72.09	-61.76	5.50	12.58	V
	4128	-57.84	-13	-44.84	-75.84	-62.31	5.98	12.60	V
4960	-54.69	-13	-41.69	-75.47	-58.12	7.10	12.68	V	
Middle	1672.00	-43.25	-13	-30.25	-66.22	-46.50	4.00	9.40	H
	2512.00	-48.15	-13	-35.15	-74.65	-51.72	4.88	10.60	H
	3344.00	-46.75	-13	-33.75	-75.36	-51.68	5.52	12.60	H
	5016.00	-44.32	-13	-31.32	-78.64	-48.79	6.00	12.62	H
	1672.00	-44.22	-13	-31.22	-66.68	-47.47	4.00	9.40	V
	2512.00	-47.25	-13	-34.25	-73.58	-50.82	4.88	10.60	V
	3128.00	-47.64	-13	-34.64	-75.85	-52.57	5.52	12.60	V
	5016.00	-43.35	-13	-30.35	-77.39	-47.82	6.00	12.62	V
Highest	1688.68	-56.91	-13	-43.91	-67.05	-60.08	4.10	9.42	H
	2533.02	-54.96	-13	-41.96	-68.47	-58.54	4.90	10.63	H
	3377.36	-56.28	-13	-43.28	-71.33	-61.20	5.55	12.62	H
	4232	-57.89	-13	-44.89	-76.77	-62.37	6.02	12.65	H
	5080	-57.03	-13	-44.03	-78.44	-60.45	7.15	12.72	H
	7616	-53.91	-13	-40.91	-78.68	-57.14	7.64	13.02	H
	1688.68	-56.98	-13	-43.98	-66.62	-60.15	4.10	9.42	V
	2533.02	-53.34	-13	-40.34	-66.64	-56.92	4.90	10.63	V
	3377.36	-57.20	-13	-44.20	-71.77	-62.12	5.55	12.62	V
	4232	-58.30	-13	-45.30	-76.19	-62.78	6.02	12.65	V
	5080	-55.21	-13	-42.21	-76.05	-58.63	7.15	12.72	V
	7616	-53.37	-13	-40.37	-77.63	-56.60	7.64	13.02	V

Remark: Spurious emissions within 30-1000MHz were found more than 20dB below limit line.



LTE Band 5 / 10MHz / QPSK									
Channel	Frequency (MHz)	ERP (dBm)	Limit (dBm)	Over Limit (dB)	SPA Reading (dBm)	S.G. Power (dBm)	TX Cable loss (dB)	TX Antenna Gain (dBi)	Polarization (H/V)
Lowest	1649.18	-57.63	-13	-44.63	-67.22	-60.86	3.98	9.36	H
	2473.77	-57.38	-13	-44.38	-70.89	-60.93	4.85	10.55	H
	3320	-55.34	-13	-42.34	-71.02	-60.27	5.50	12.58	H
	1649.18	-59.90	-13	-46.90	-68.97	-63.13	3.98	9.36	V
	2473.77	-55.22	-13	-42.22	-68.53	-58.77	4.85	10.55	V
	3312	-56.67	-13	-43.67	-71.94	-61.60	5.50	12.58	V
Middle	1680	-58.19	-13	-45.19	-68.18	-61.44	4.00	9.40	H
	2512	-60.62	-13	-47.62	-74.12	-64.19	4.88	10.60	H
	3344	-59.65	-13	-46.65	-75.26	-64.58	5.52	12.60	H
	1680	-59.49	-13	-46.49	-68.97	-62.74	4.00	9.40	V
	2512	-59.80	-13	-46.80	-73.13	-63.37	4.88	10.60	V
	3344	-60.34	-13	-47.34	-75.51	-65.27	5.52	12.60	V
Highest	1688	-57.33	-13	-44.33	-67.32	-60.50	4.10	9.42	H
	2536	-58.03	-13	-45.03	-71.54	-61.61	4.90	10.63	H
	3376	-57.56	-13	-44.56	-72.61	-62.48	5.55	12.62	H
	5064	-57.56	-13	-44.56	-78.95	-62.04	6.02	12.65	H
	1688	-58.65	-13	-45.65	-68.13	-61.82	4.10	9.42	V
	2536	-55.57	-13	-42.57	-68.87	-59.15	4.90	10.63	V
	3376	-59.13	-13	-46.13	-73.70	-64.05	5.55	12.62	V
	5064	-56.40	-13	-43.40	-77.30	-60.88	6.02	12.65	V

Remark: Spurious emissions within 30-1000MHz were found more than 20dB below limit line.



LTE Band 12 / 1.4MHz / QPSK									
Channel	Frequency (MHz)	ERP (dBm)	Limit (dBm)	Over Limit (dB)	SPA Reading (dBm)	S.G. Power (dBm)	TX Cable loss (dB)	TX Antenna Gain (dBi)	Polarization (H/V)
Lowest	1398.14	-58.86	-13	-45.86	-68.60	-62.09	3.98	9.36	H
	2097.21	-60.86	-13	-47.86	-74.93	-64.41	4.85	10.55	H
	2796.28	-60.85	-13	-47.85	-75.06	-65.78	5.50	12.58	H
	3495.35	-55.47	-13	-42.47	-71.64	-59.94	5.98	12.60	H
	1398.14	-59.72	-13	-46.72	-69.15	-62.95	3.98	9.36	V
	2097.21	-58.84	-13	-45.84	-72.58	-62.39	4.85	10.55	V
	2796.28	-60.18	-13	-47.18	-74.06	-65.11	5.50	12.58	V
	3495.35	-57.26	-13	-44.26	-72.95	-61.73	5.98	12.60	V
Middle	1413.74	-59.79	-13	-46.79	-69.66	-63.04	4.00	9.40	H
	2120.61	-61.13	-13	-48.13	-75.35	-64.70	4.88	10.60	H
	2827.48	-61.47	-13	-48.47	-75.75	-66.40	5.52	12.60	H
	1413.74	-59.70	-13	-46.70	-69.24	-62.95	4.00	9.40	V
	2120.61	-61.78	-13	-48.78	-75.69	-65.35	4.88	10.60	V
	2827.48	-61.47	-13	-48.47	-75.42	-66.40	5.52	12.60	V
Highest	1429.34	-59.98	-13	-46.98	-69.83	-63.15	4.10	9.42	H
	2144.01	-61.99	-13	-48.99	-76.34	-65.57	4.90	10.63	H
	2858.68	-61.89	-13	-48.89	-76.29	-66.81	5.55	12.62	H
	1429.34	-59.96	-13	-46.96	-69.47	-63.13	4.10	9.42	V
	2144.01	-61.73	-13	-48.73	-75.80	-65.31	4.90	10.63	V
	2858.68	-62.38	-13	-49.38	-76.42	-67.30	5.55	12.62	V

Remark: Spurious emissions within 30-1000MHz were found more than 20dB below limit line.



LTE Band 12 / 3MHz / QPSK									
Channel	Frequency (MHz)	ERP (dBm)	Limit (dBm)	Over Limit (dB)	SPA Reading (dBm)	S.G. Power (dBm)	TX Cable loss (dB)	TX Antenna Gain (dBi)	Polarization (H/V)
Lowest	1398.3	-55.04	-13	-42.04	-64.78	-58.27	3.98	9.36	H
	2097.45	-53.44	-13	-40.44	-67.51	-56.99	4.85	10.55	H
	2796.6	-48.72	-13	-35.72	-62.93	-53.65	5.50	12.58	H
	3495.75	-41.85	-13	-28.85	-58.02	-46.32	5.98	12.60	H
	1398.3	-57.69	-13	-44.69	-67.12	-60.92	3.98	9.36	V
	2097.45	-57.92	-13	-44.92	-71.66	-61.47	4.85	10.55	V
	2796.6	-48.25	-13	-35.25	-62.13	-53.18	5.50	12.58	V
	3495.75	-44.02	-13	-31.02	-59.71	-48.49	5.98	12.60	V
Middle	1412.3	-60.41	-13	-47.41	-70.28	-63.66	4.00	9.40	H
	2118.45	-61.53	-13	-48.53	-75.75	-65.10	4.88	10.60	H
	2824.6	-61.63	-13	-48.63	-75.91	-66.56	5.52	12.60	H
	1412.3	-60.67	-13	-47.67	-70.21	-63.92	4.00	9.40	V
	2118.45	-61.71	-13	-48.71	-75.62	-65.28	4.88	10.60	V
	2824.6	-62.02	-13	-49.02	-75.97	-66.95	5.52	12.60	V
Highest	1426.3	-62.13	-13	-49.13	-71.98	-65.30	4.10	9.42	H
	2139.45	-61.86	-13	-48.86	-76.21	-65.44	4.90	10.63	H
	2852.6	-60.26	-13	-47.26	-74.66	-65.18	5.55	12.62	H
	3565.75	-57.36	-13	-44.36	-74.39	-61.84	6.02	12.65	H
	1426.3	-61.93	-13	-48.93	-71.44	-65.10	4.10	9.42	V
	2139.45	-62.09	-13	-49.09	-76.16	-65.67	4.90	10.63	V
	2852.6	-60.40	-13	-47.40	-74.44	-65.32	5.55	12.62	V
	3565.75	-59.71	-13	-46.71	-76.27	-64.19	6.02	12.65	V

Remark: Spurious emissions within 30-1000MHz were found more than 20dB below limit line.



LTE Band 12 / 5MHz / QPSK									
Channel	Frequency (MHz)	ERP (dBm)	Limit (dBm)	Over Limit (dB)	SPA Reading (dBm)	S.G. Power (dBm)	TX Cable loss (dB)	TX Antenna Gain (dBi)	Polarization (H/V)
Lowest	1398.5	-57.01	-13	-44.01	-66.75	-60.24	3.98	9.36	H
	2097.75	-53.99	-13	-40.99	-68.06	-57.54	4.85	10.55	H
	2797	-48.93	-13	-35.93	-63.14	-53.86	5.50	12.58	H
	3496.25	-42.90	-13	-29.90	-59.07	-47.37	5.98	12.60	H
	1398.5	-60.04	-13	-47.04	-69.47	-63.27	3.98	9.36	V
	2097.75	-54.49	-13	-41.49	-68.23	-58.04	4.85	10.55	V
	2797	-48.43	-13	-35.43	-62.31	-53.36	5.50	12.58	V
	3496.25	-44.75	-13	-31.75	-60.44	-49.22	5.98	12.60	V
Middle	1410.5	-61.39	-13	-48.39	-71.26	-64.64	4.00	9.40	H
	2115.75	-61.40	-13	-48.40	-75.62	-64.97	4.88	10.60	H
	2821	-61.58	-13	-48.58	-75.85	-66.51	5.52	12.60	H
	1410.5	-61.87	-13	-48.87	-71.41	-65.12	4.00	9.40	V
	2115.75	-61.88	-13	-48.88	-75.79	-65.45	4.88	10.60	V
2821	-61.36	-13	-48.36	-75.30	-66.29	5.52	12.60	V	
Highest	1422.5	-58.84	-13	-45.84	-68.69	-62.01	4.10	9.42	H
	2133.75	-61.63	-13	-48.63	-75.97	-65.21	4.90	10.63	H
	2845	-60.92	-13	-47.92	-75.31	-65.84	5.55	12.62	H
	3556.25	-58.59	-13	-45.59	-75.41	-63.07	6.02	12.65	H
	1422.5	-58.22	-13	-45.22	-67.73	-61.39	4.10	9.42	V
	2133.75	-61.87	-13	-48.87	-75.93	-65.45	4.90	10.63	V
	2845	-61.83	-13	-48.83	-75.86	-66.75	5.55	12.62	V
	3556.25	-60.07	-13	-47.07	-76.42	-64.55	6.02	12.65	V

Remark: Spurious emissions within 30-1000MHz were found more than 20dB below limit line.



LTE Band 12 / 10MHz / QPSK									
Channel	Frequency (MHz)	ERP (dBm)	Limit (dBm)	Over Limit (dB)	SPA Reading (dBm)	S.G. Power (dBm)	TX Cable loss (dB)	TX Antenna Gain (dBi)	Polarization (H/V)
Lowest	1399	-61.90	-13	-48.90	-71.64	-65.13	3.98	9.36	H
	2098.5	-61.22	-13	-48.22	-75.29	-64.77	4.85	10.55	H
	2798	-61.70	-13	-48.70	-75.92	-66.63	5.50	12.58	H
	1399	-63.13	-13	-50.13	-72.56	-66.36	3.98	9.36	V
	2098.5	-60.93	-13	-47.93	-74.67	-64.48	4.85	10.55	V
	2798	-62.04	-13	-49.04	-75.93	-66.97	5.50	12.58	V
Middle	1406	-62.31	-13	-49.31	-72.18	-65.56	4.00	9.40	H
	2109	-61.17	-13	-48.17	-75.24	-64.74	4.88	10.60	H
	2812	-61.28	-13	-48.28	-75.55	-66.21	5.52	12.60	H
	1406	-62.30	-13	-49.30	-71.84	-65.55	4.00	9.40	V
	2109	-61.63	-13	-48.63	-75.37	-65.20	4.88	10.60	V
	2812	-61.71	-13	-48.71	-75.65	-66.64	5.52	12.60	V
Highest	1413	-60.05	-13	-47.05	-69.92	-63.22	4.10	9.42	H
	2119.5	-61.39	-13	-48.39	-75.61	-64.97	4.90	10.63	H
	2826	-61.24	-13	-48.24	-75.52	-66.16	5.55	12.62	H
	1413	-59.34	-13	-46.34	-68.88	-62.51	4.10	9.42	V
	2119.5	-61.87	-13	-48.87	-75.78	-65.45	4.90	10.63	V
	2826	-61.05	-13	-48.05	-75.00	-65.97	5.55	12.62	V

Remark: Spurious emissions within 30-1000MHz were found more than 20dB below limit line.



LTE Band 13 / 5MHz / QPSK									
Channel	Frequency (MHz)	ERP (dBm)	Limit (dBm)	Over Limit (dB)	SPA Reading (dBm)	S.G. Power (dBm)	TX Cable loss (dB)	TX Antenna Gain (dBi)	Polarization (H/V)
Lowest	1554.5	-57.66	-13	-44.66	-66.89	-60.89	3.98	9.36	H
	2331.75	-56.57	-13	-43.57	-70.59	-60.12	4.85	10.55	H
	3109	-59.38	-13	-46.38	-74.86	-64.31	5.50	12.58	H
	1554.5	-53.36	-13	-40.36	-62.10	-56.59	3.98	9.36	V
	2331.75	-52.28	-13	-39.28	-66.06	-55.83	4.85	10.55	V
	3109	-57.96	-13	-44.96	-73.08	-62.89	5.50	12.58	V
Middle	1559.5	-52.18	-40	-12.18	-61.41	-55.43	4.00	9.40	H
	2339.25	-55.02	-13	-42.02	-68.93	-58.59	4.88	10.60	H
	3119	-60.66	-13	-47.66	-76.22	-65.59	5.52	12.60	H
	1559.5	-54.33	-40	-14.33	-63.07	-57.58	4.00	9.40	V
	2339.25	-53.30	-13	-40.30	-66.96	-56.87	4.88	10.60	V
	3119	-59.91	-13	-46.91	-75.12	-64.84	5.52	12.60	V
Highest	1564.5	-49.41	-40	-9.41	-58.64	-52.58	4.10	9.42	H
	2346.75	-54.27	-13	-41.27	-68.18	-57.85	4.90	10.63	H
	3129	-58.36	-13	-45.36	-73.92	-63.28	5.55	12.62	H
	1564.5	-50.55	-40	-10.55	-59.29	-53.72	4.10	9.42	V
	2346.75	-55.43	-13	-42.43	-69.09	-59.01	4.90	10.63	V
	3129	-57.95	-13	-44.95	-73.16	-62.87	5.55	12.62	V

Remark: Spurious emissions within 30-1000MHz were found more than 20dB below limit line.

LTE Band 13 / 10MHz / QPSK									
Channel	Frequency (MHz)	ERP (dBm)	Limit (dBm)	Over Limit (dB)	SPA Reading (dBm)	S.G. Power (dBm)	TX Cable loss (dB)	TX Antenna Gain (dBi)	Polarization (H/V)
Middle	1559.5	-57.61	-40	-17.61	-66.84	-60.86	4.00	9.40	H
	2339.25	-60.37	-13	-47.37	-74.28	-63.94	4.88	10.60	H
	3119	-60.61	-13	-47.61	-76.17	-65.54	5.52	12.60	H
	1559.5	-59.06	-40	-19.06	-67.80	-62.31	4.00	9.40	V
	2339.25	-59.39	-13	-46.39	-73.05	-62.96	4.88	10.60	V
	3119	-59.96	-13	-46.96	-75.17	-64.89	5.52	12.60	V

Remark: Spurious emissions within 30-1000MHz were found more than 20dB below limit line.



LTE Band 17 / 5MHz / QPSK									
Channel	Frequency (MHz)	ERP (dBm)	Limit (dBm)	Over Limit (dB)	SPA Reading (dBm)	S.G. Power (dBm)	TX Cable loss (dB)	TX Antenna Gain (dBi)	Polarization (H/V)
Lowest	1408.68	-63.00	-13	-50.00	-72.87	-66.23	3.98	9.36	H
	2113.02	-61.74	-13	-48.74	-75.83	-65.29	4.85	10.55	H
	2817.36	-61.81	-13	-48.81	-76.08	-66.74	5.50	12.58	H
	1408.68	-63.76	-13	-50.76	-73.30	-66.99	3.98	9.36	V
	2113.02	-62.38	-13	-49.38	-76.14	-65.93	4.85	10.55	V
	2817.36	-62.07	-13	-49.07	-76.01	-67.00	5.50	12.58	V
Middle	1415.68	-59.00	-13	-46.00	-68.87	-62.25	4.00	9.40	H
	2123.58	-61.39	-13	-48.39	-75.61	-64.96	4.88	10.60	H
	2831.36	-61.95	-13	-48.95	-76.29	-66.88	5.52	12.60	H
	1415.68	-60.34	-13	-47.34	-69.88	-63.59	4.00	9.40	V
	2123.58	-61.91	-13	-48.91	-75.82	-65.48	4.88	10.60	V
	2831.36	-60.86	-13	-47.86	-74.85	-65.79	5.52	12.60	V
Highest	1422.68	-57.93	-13	-44.93	-67.78	-61.10	4.10	9.42	H
	2134.02	-61.78	-13	-48.78	-76.12	-65.36	4.90	10.63	H
	2845.36	-60.54	-13	-47.54	-74.93	-65.46	5.55	12.62	H
	1422.68	-59.62	-13	-46.62	-69.13	-62.79	4.10	9.42	V
	2134.02	-62.02	-13	-49.02	-76.08	-65.60	4.90	10.63	V
	2845.36	-60.81	-13	-47.81	-74.84	-65.73	5.55	12.62	V

Remark: Spurious emissions within 30-1000MHz were found more than 20dB below limit line.



LTE Band 17 / 10MHz / QPSK									
Channel	Frequency (MHz)	ERP (dBm)	Limit (dBm)	Over Limit (dB)	SPA Reading (dBm)	S.G. Power (dBm)	TX Cable loss (dB)	TX Antenna Gain (dBi)	Polarization (H/V)
Lowest	1409.18	-60.13	-13	-47.13	-70.00	-63.36	3.98	9.36	H
	2113.77	-61.58	-13	-48.58	-75.80	-65.13	4.85	10.55	H
	2818.36	-62.11	-13	-49.11	-76.38	-67.04	5.50	12.58	H
	1409.18	-61.83	-13	-48.83	-71.37	-65.06	3.98	9.36	V
	2113.77	-62.05	-13	-49.05	-75.96	-65.60	4.85	10.55	V
	2818.36	-62.31	-13	-49.31	-76.25	-67.24	5.50	12.58	V
Middle	1411.18	-59.97	-13	-46.97	-69.84	-63.22	4.00	9.40	H
	2116.77	-61.58	-13	-48.58	-75.80	-65.15	4.88	10.60	H
	2822.36	-62.06	-13	-49.06	-76.33	-66.99	5.52	12.60	H
	1411.18	-61.05	-13	-48.05	-70.59	-64.30	4.00	9.40	V
	2116.77	-61.44	-13	-48.44	-75.35	-65.01	4.88	10.60	V
	2822.36	-61.71	-13	-48.71	-75.65	-66.64	5.52	12.60	V
Highest	1413.18	-60.29	-13	-47.29	-70.16	-63.46	4.10	9.42	H
	2119.77	-61.35	-13	-48.35	-75.57	-64.93	4.90	10.63	H
	2826.36	-61.90	-13	-48.90	-76.18	-66.82	5.55	12.62	H
	1413.18	-61.39	-13	-48.39	-70.93	-64.56	4.10	9.42	V
	2119.77	-62.08	-13	-49.08	-75.99	-65.66	4.90	10.63	V
	2826.36	-62.18	-13	-49.18	-76.13	-67.10	5.55	12.62	V

Remark: Spurious emissions within 30-1000MHz were found more than 20dB below limit line.