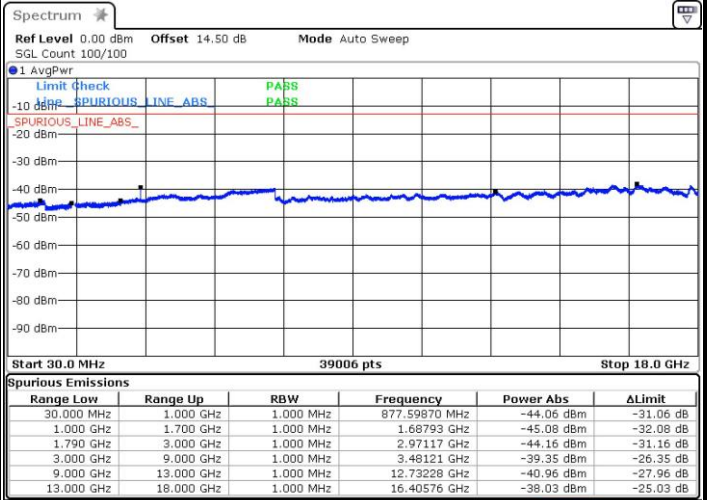
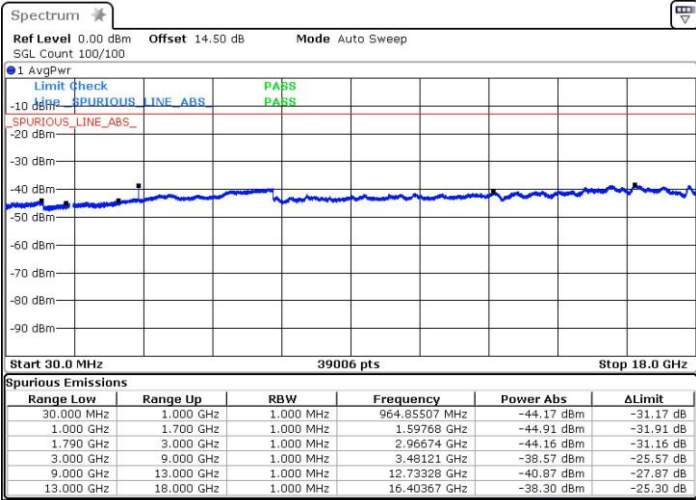




LTE Band 66 / 10MHz

Middle Channel / QPSK

Middle Channel / 16QAM

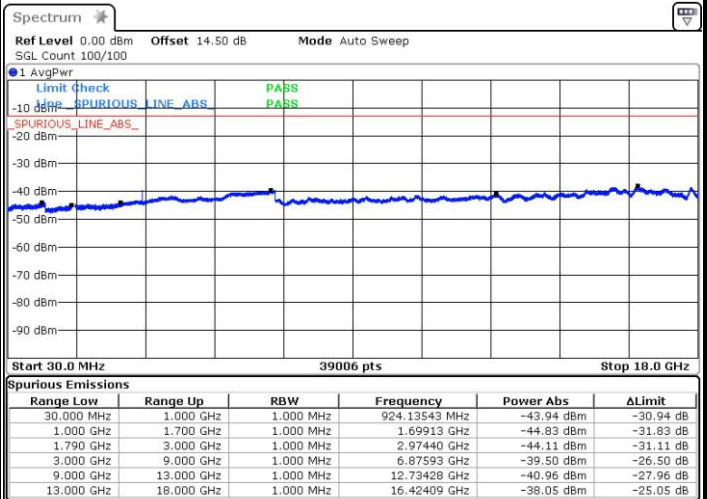
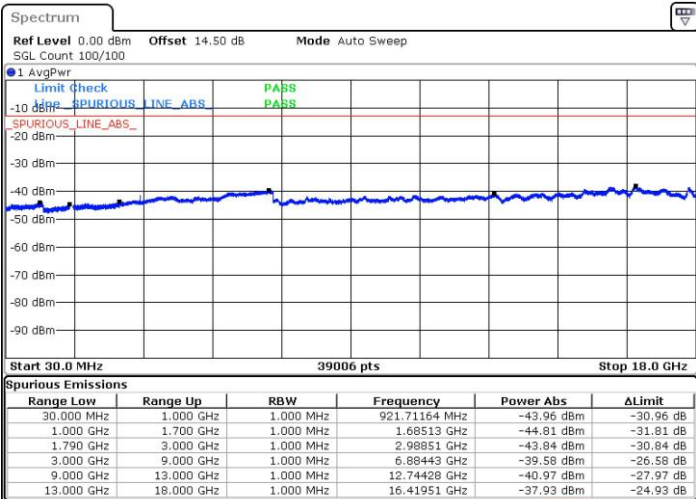


Date: 9 NOV.2018 15:49:21

Date: 9 NOV.2018 15:48:04

Highest Channel / QPSK

Highest Channel / 16QAM



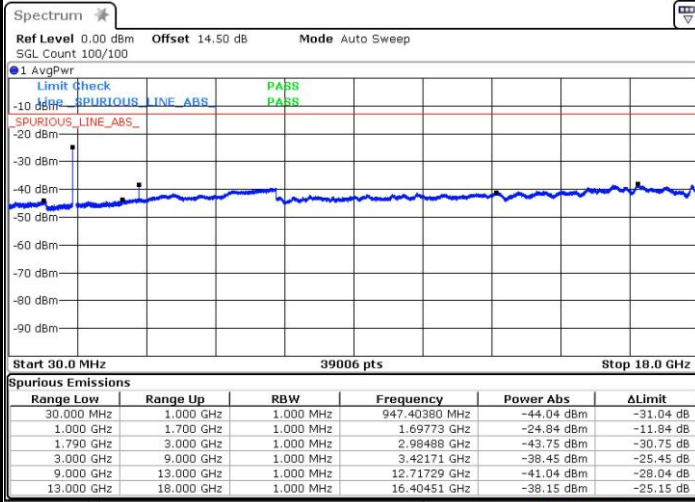
Date: 9 NOV.2018 16:01:05

Date: 9 NOV.2018 16:12:13



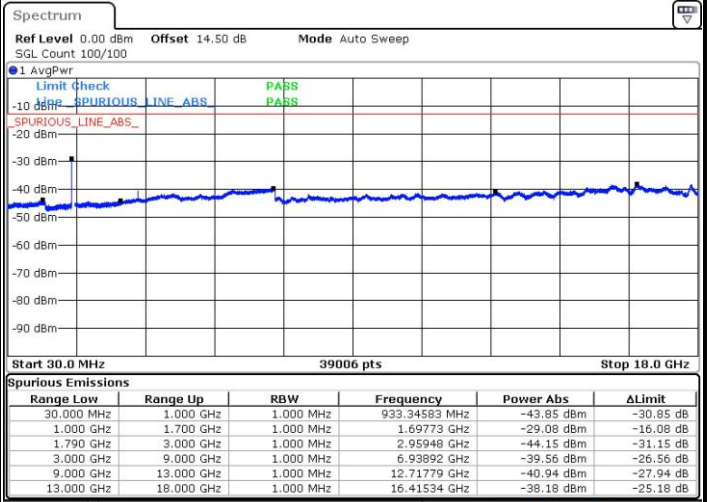
LTE Band 66 / 15MHz

Lowest Channel / QPSK



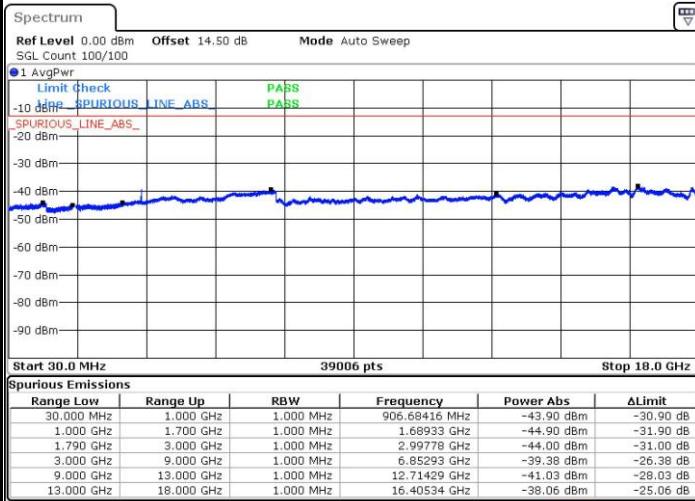
Date: 9.NOV.2018 16:15:28

Lowest Channel / 16QAM



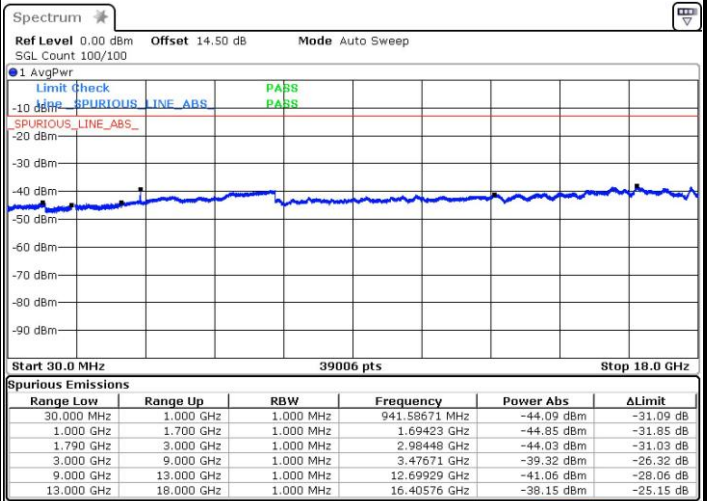
Date: 9.NOV.2018 16:14:01

Middle Channel / QPSK



Date: 9.NOV.2018 16:17:22

Middle Channel / 16QAM

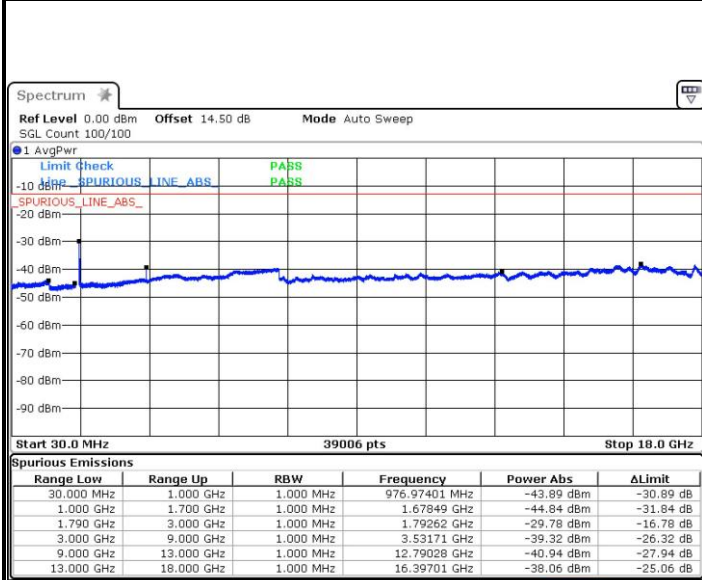


Date: 9.NOV.2018 16:20:11



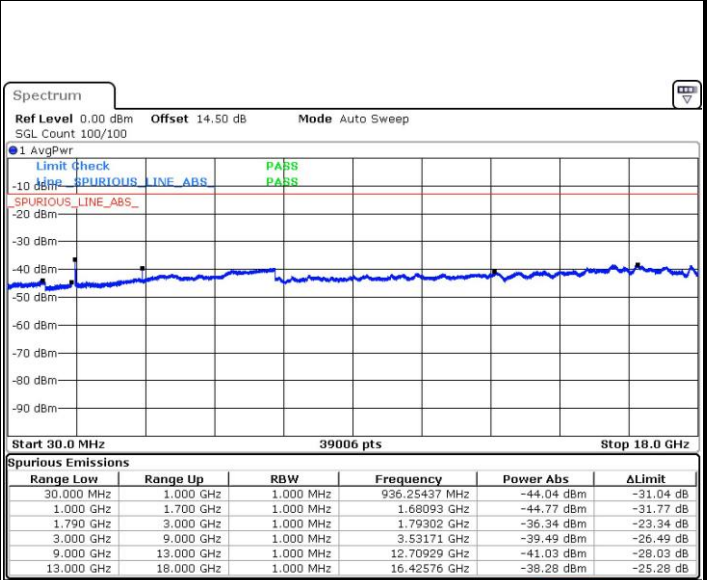
LTE Band 66 / 15MHz

Highest Channel / QPSK



Date: 9.NOV.2018 16:23:14

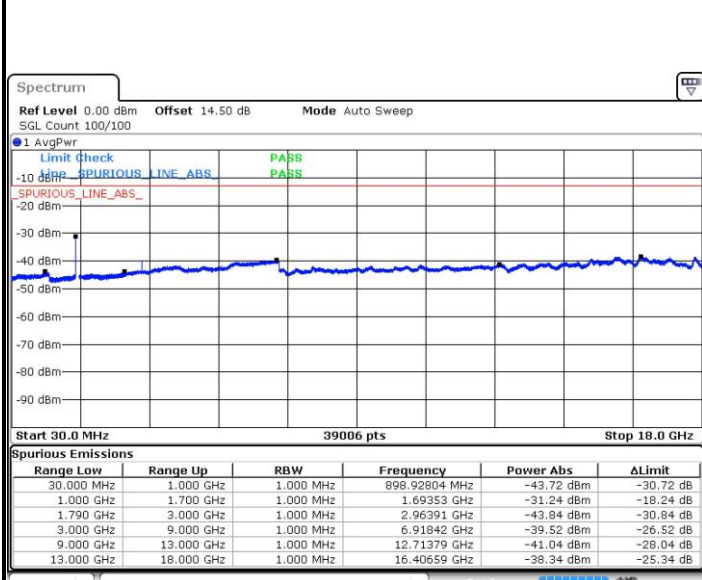
Highest Channel / 16QAM



Date: 9.NOV.2018 16:21:41

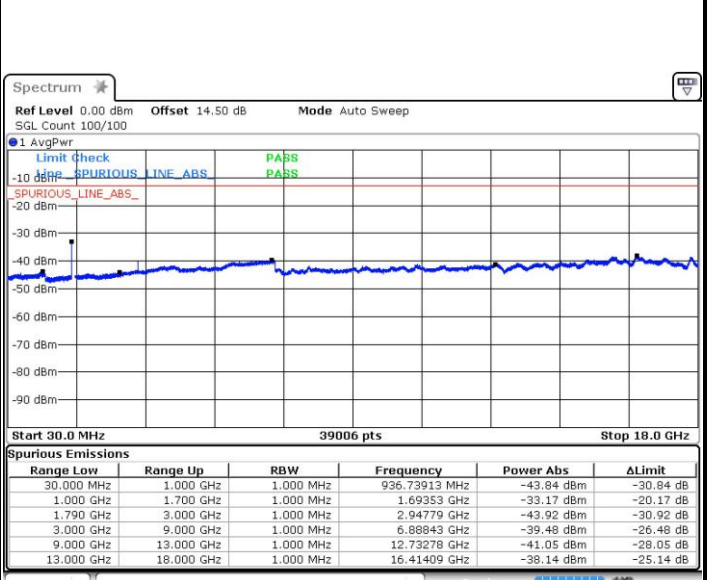
LTE Band 66 / 20MHz

Lowest Channel / QPSK



Date: 9.NOV.2018 17:27:06

Lowest Channel / 16QAM



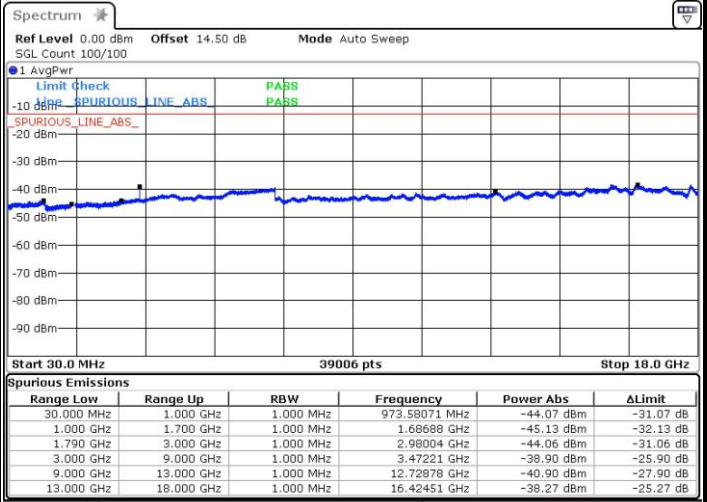
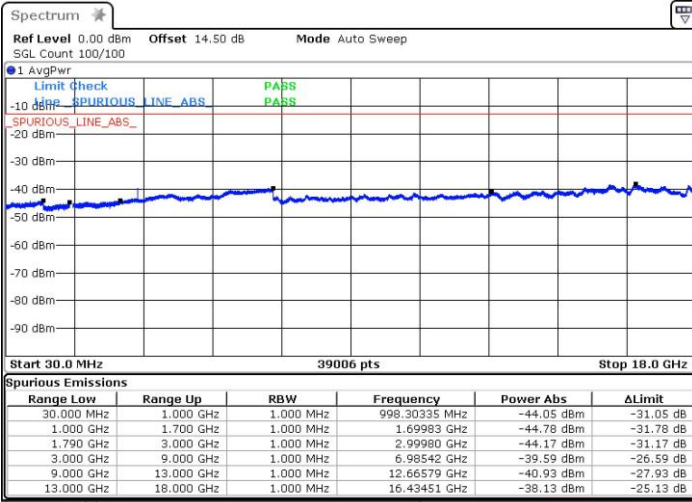
Date: 9.NOV.2018 17:34:14



LTE Band 66 / 20MHz

Middle Channel / QPSK

Middle Channel / 16QAM

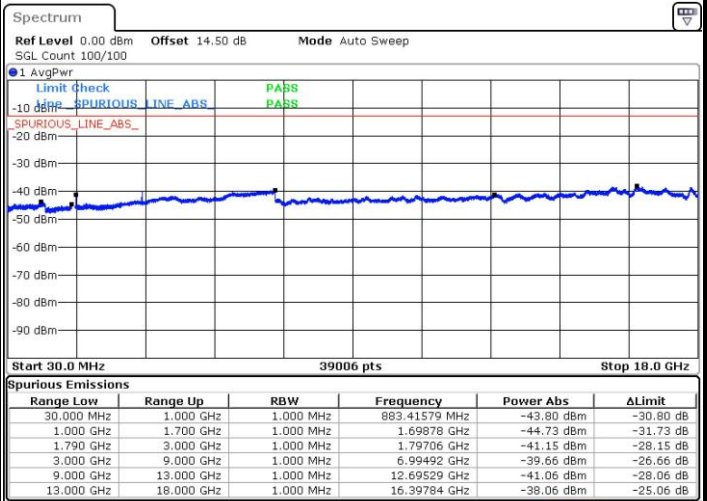
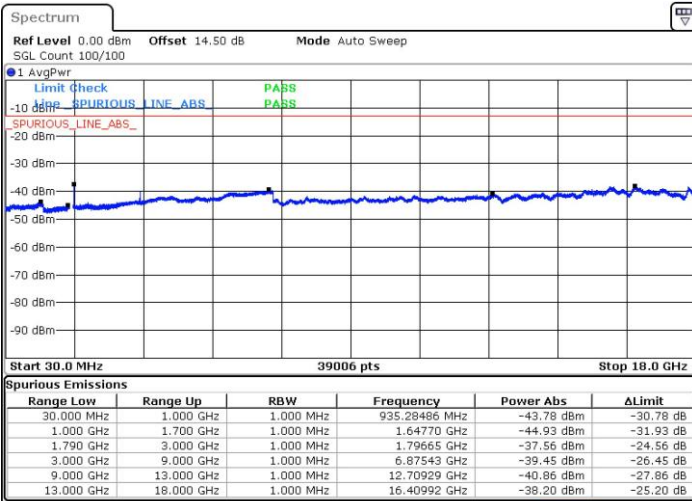


Date: 9.NOV.2018 17:40:17

Date: 9.NOV.2018 17:37:50

Highest Channel / QPSK

Highest Channel / 16QAM



Date: 9.NOV.2018 17:42:33

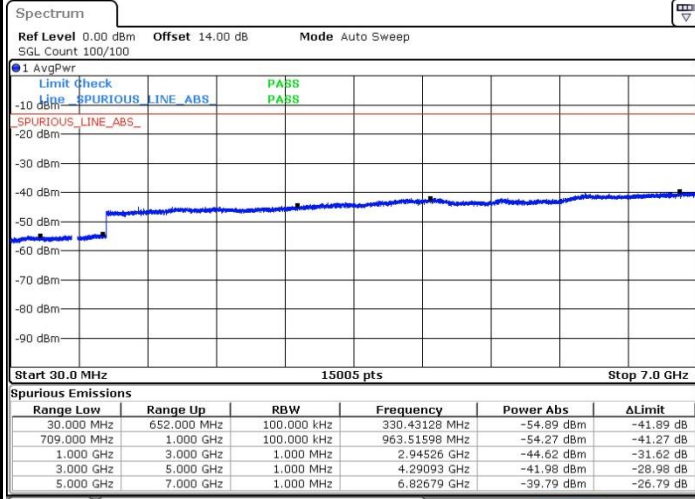
Date: 9.NOV.2018 17:43:34



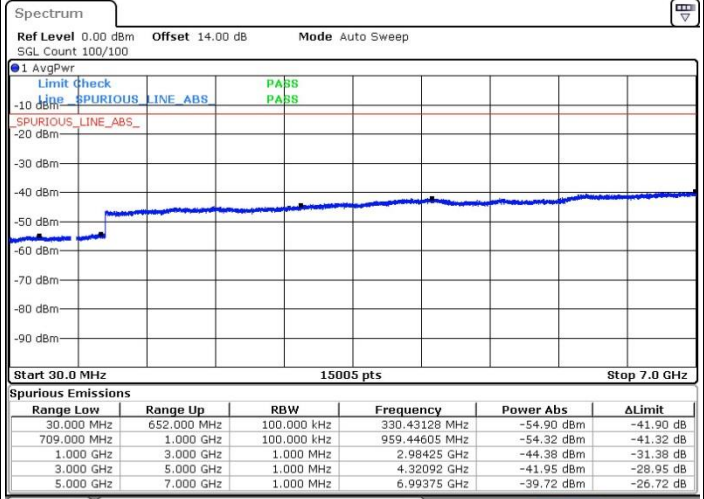
LTE Band 71 / 5MHz

Lowest Channel / QPSK

Lowest Channel / 16QAM



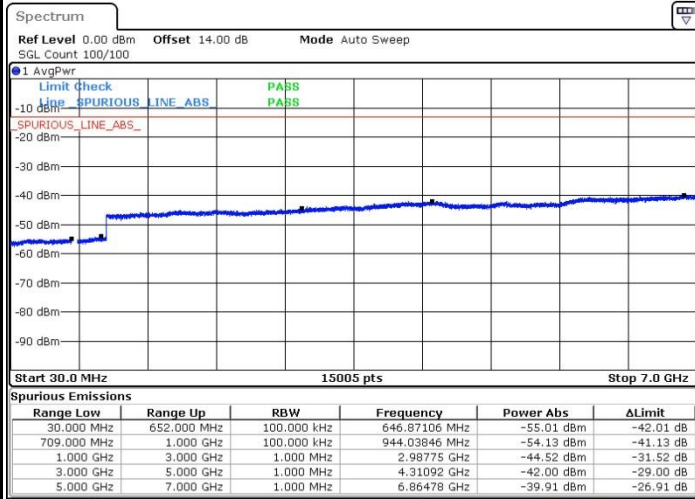
Date: 9.NOV.2018 20:53:09



Date: 9.NOV.2018 20:50:01

Middle Channel / QPSK

Middle Channel / 16QAM



Date: 9.NOV.2018 21:10:22



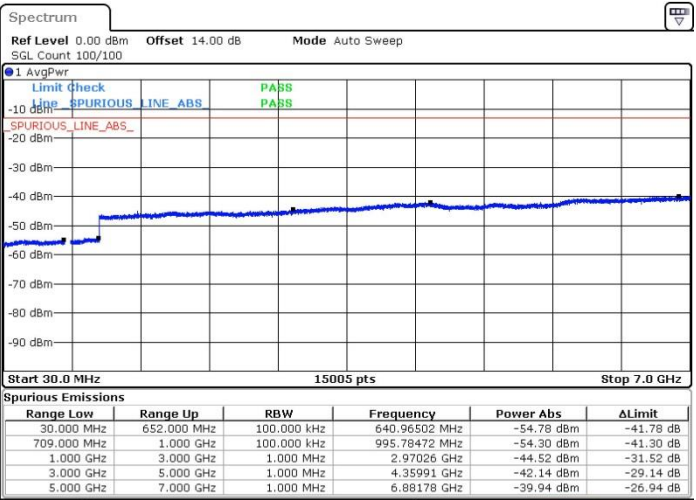
Date: 9.NOV.2018 21:11:25



LTE Band 71 / 5MHz

Highest Channel / QPSK

Highest Channel / 16QAM



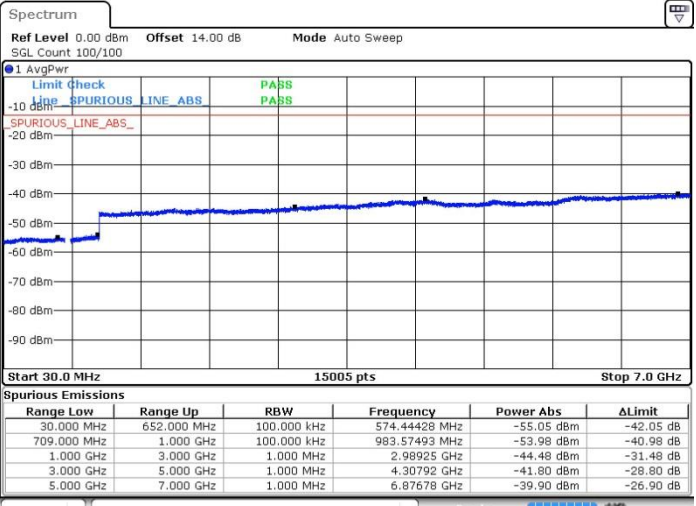
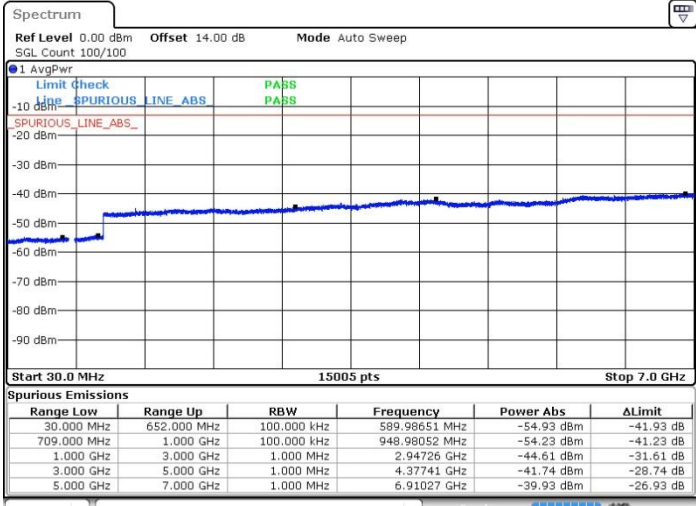
Date: 9.NOV.2018 21:21:40

Date: 9.NOV.2018 21:38:21

LTE Band 71 / 10MHz

Lowest Channel / QPSK

Lowest Channel / 16QAM



Date: 9.NOV.2018 21:52:27

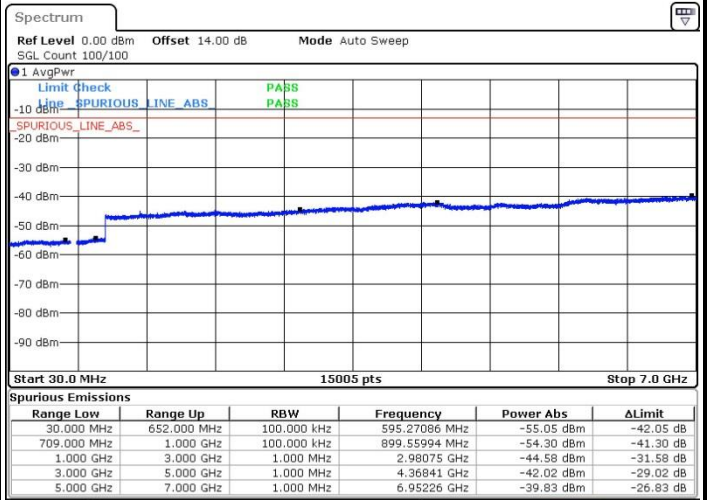
Date: 9.NOV.2018 21:46:56



LTE Band 71 / 10MHz

Middle Channel / QPSK

Middle Channel / 16QAM

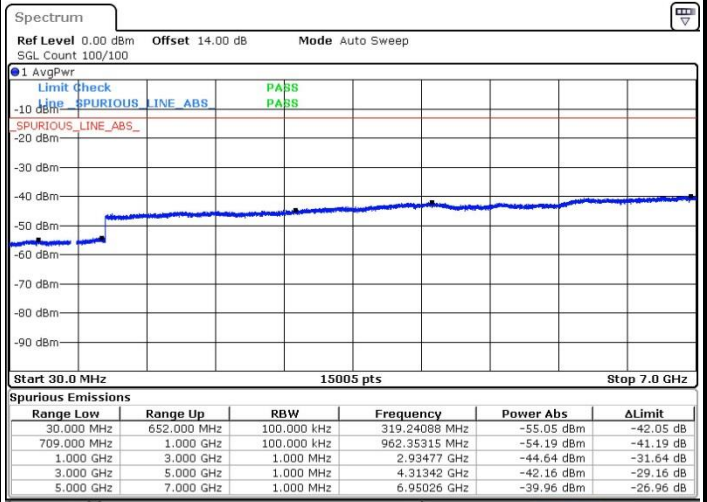
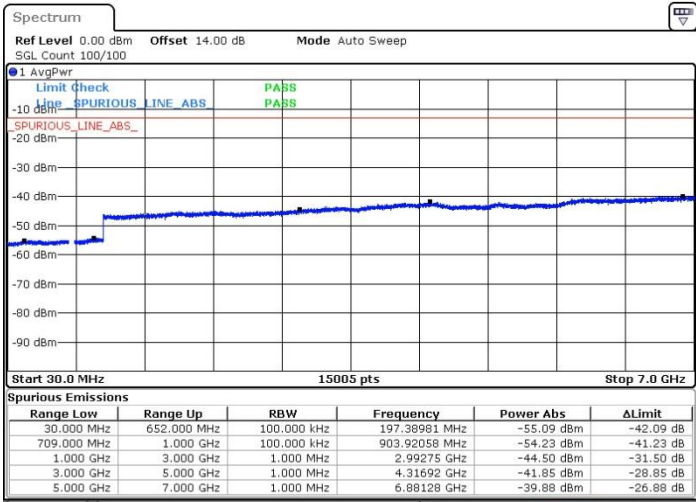


Date: 9.NOV.2018 21:57:10

Date: 9.NOV.2018 21:59:08

Highest Channel / QPSK

Highest Channel / 16QAM



Date: 9.NOV.2018 22:06:01

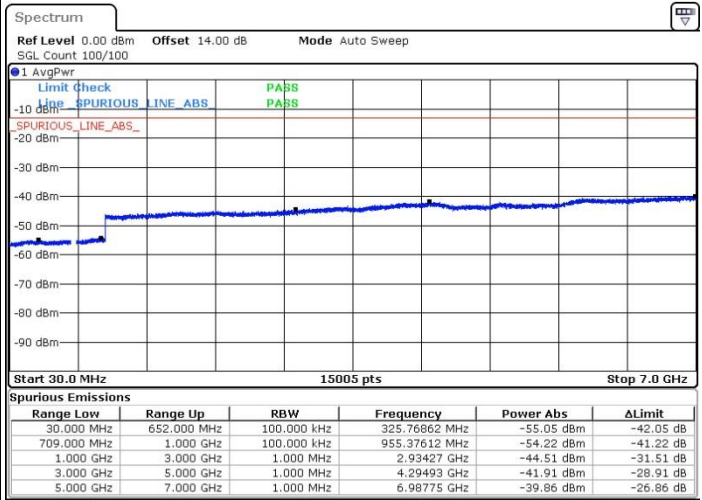
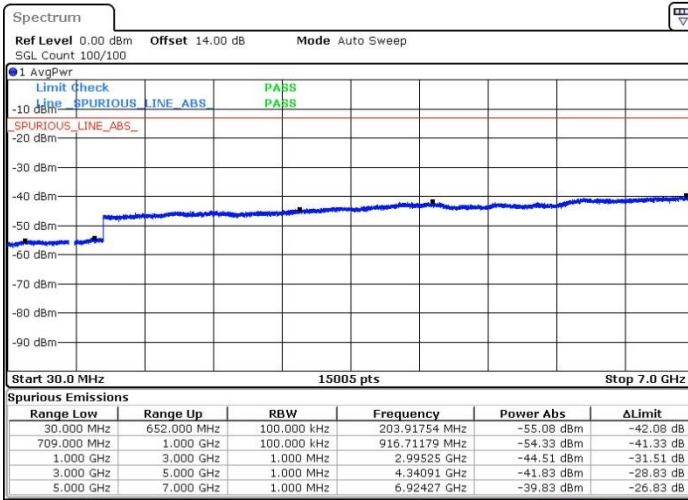
Date: 9.NOV.2018 22:09:33



LTE Band 71 / 15MHz

Lowest Channel / QPSK

Lowest Channel / 16QAM

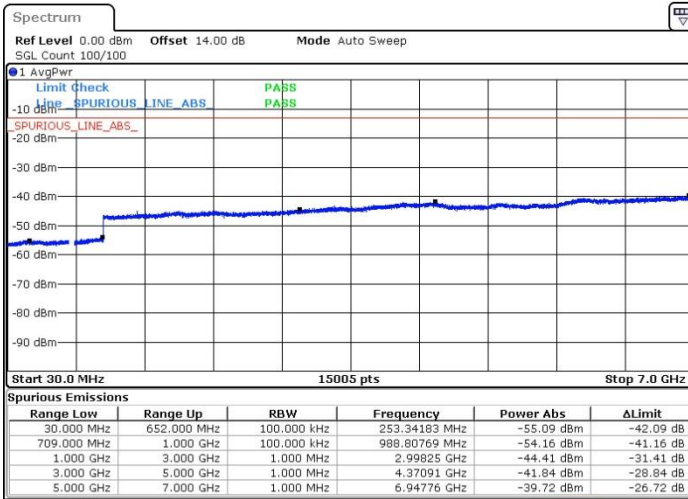


Date: 9.NOV.2018 22:22:47

Date: 9.NOV.2018 22:20:15

Middle Channel / QPSK

Middle Channel / 16QAM



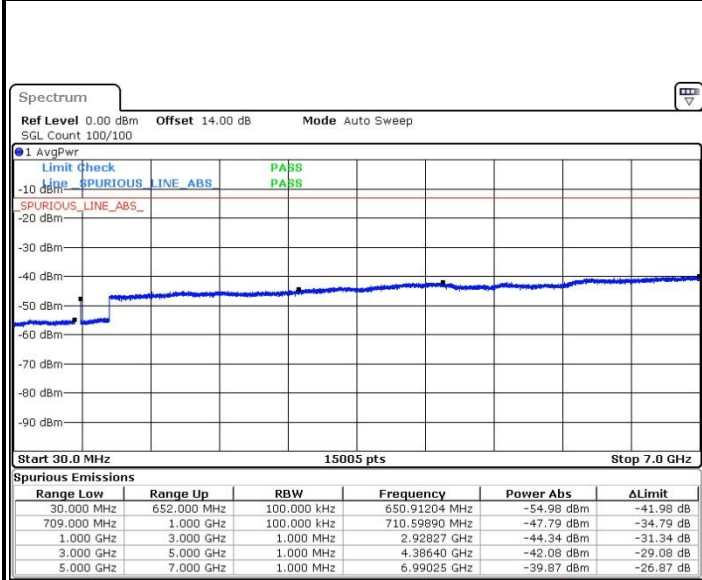
Date: 9.NOV.2018 22:18:37

Date: 9.NOV.2018 22:17:14



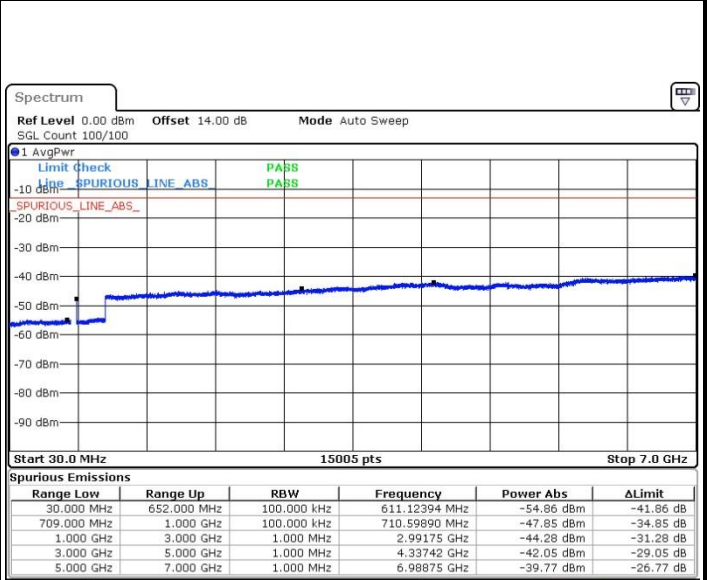
LTE Band71 / 15MHz

Highest Channel / QPSK



Date: 9.NOV.2018 22:36:53

Highest Channel / 16QAM



Date: 9.NOV.2018 22:39:43

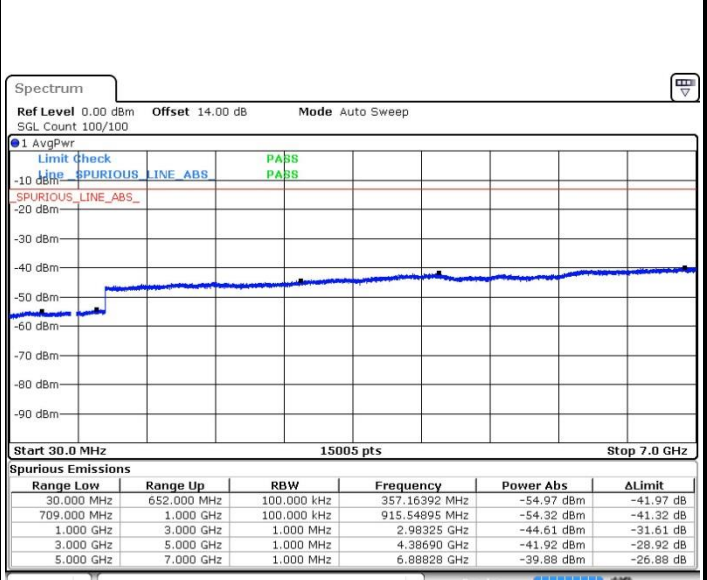
LTE Band 71 / 20MHz

Lowest Channel / QPSK



Date: 9.NOV.2018 23:17:21

Lowest Channel / 16QAM



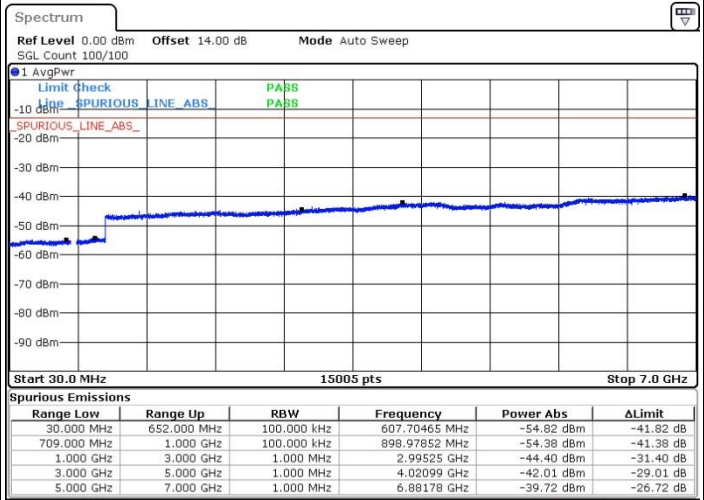
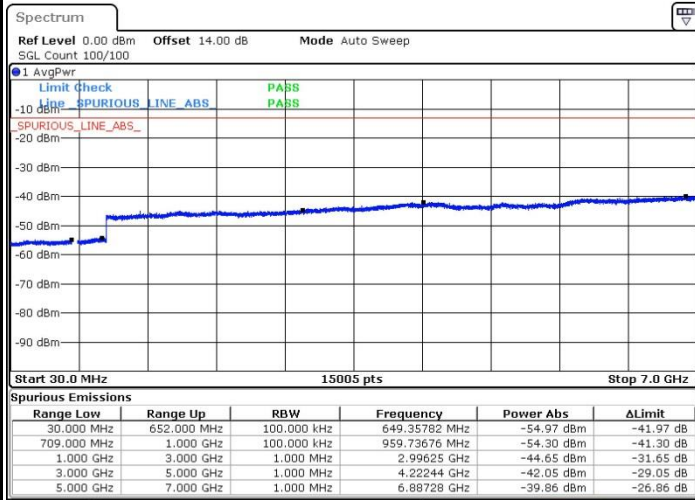
Date: 9.NOV.2018 23:14:05



LTE Band 71 / 20MHz

Middle Channel / QPSK

Middle Channel / 16QAM

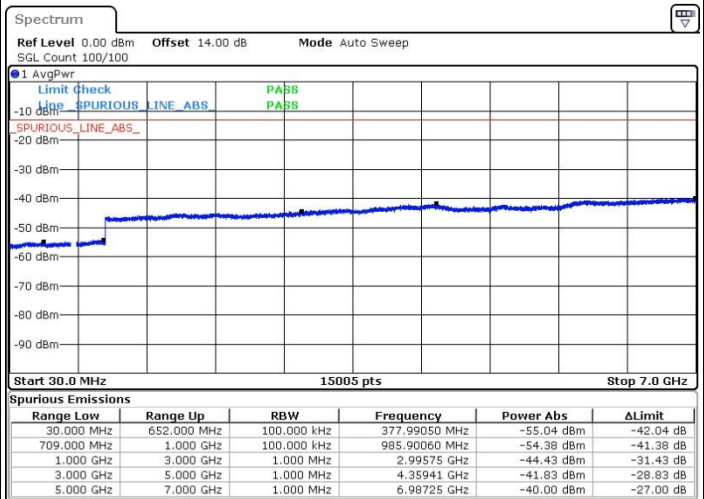
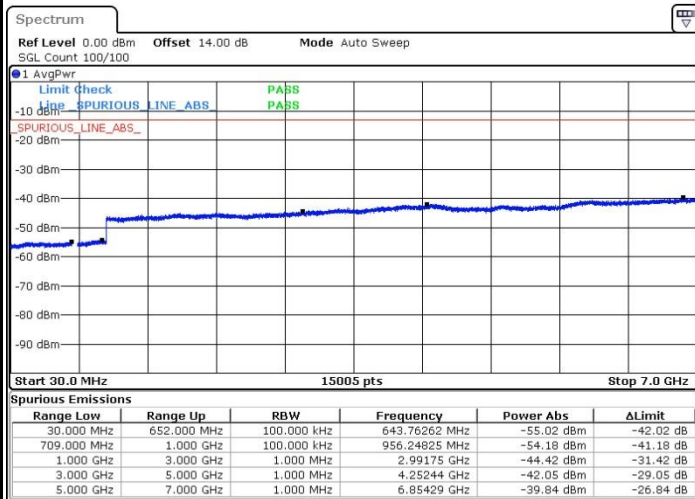


Date: 9 NOV 2018 23:08:50

Date: 9 NOV 2018 23:04:20

Highest Channel / QPSK

Highest Channel / 16QAM



Date: 9 NOV 2018 23:23:14

Date: 9 NOV 2018 23:25:52



Frequency Stability

Test Conditions		LTE Band 2 (QPSK) / Middle Channel	Limit
Temperature (°C)	Voltage (Volt)	BW 10MHz	Note 2.
		Deviation (ppm)	Result
50	Normal Voltage	0.0018	PASS
40	Normal Voltage	0.0037	
30	Normal Voltage	0.0057	
20(Ref.)	Normal Voltage	0.0000	
10	Normal Voltage	0.0123	
0	Normal Voltage	0.0017	
-10	Normal Voltage	0.0013	
-20	Normal Voltage	0.0043	
-30	Normal Voltage	0.0019	
20	Maximum Voltage	0.0011	
20	Normal Voltage	0.0000	
20	Battery End Point	0.0050	

Note:

1. Normal Voltage =3.8 V. ; Battery End Point (BEP) =3.3 V. ; Maximum Voltage =4.4 V.
2. Note: The frequency fundamental emissions stay within the authorized frequency block.



Test Conditions		LTE Band 4 (QPSK) / Middle Channel	Limit
Temperature (°C)	Voltage (Volt)	BW 10MHz	Note 2.
		Deviation (ppm)	Result
50	Normal Voltage	0.0001	PASS
40	Normal Voltage	0.0005	
30	Normal Voltage	0.0001	
20(Ref.)	Normal Voltage	0.0000	
10	Normal Voltage	0.0002	
0	Normal Voltage	0.0003	
-10	Normal Voltage	0.0006	
-20	Normal Voltage	0.0003	
-30	Normal Voltage	0.0004	
20	Maximum Voltage	0.0002	
20	Normal Voltage	0.0000	
20	Battery End Point	0.0005	

Note:

1. Normal Voltage =3.8 V. ; Battery End Point (BEP) =3.3 V. ; Maximum Voltage =4.4 V.
2. Note: The frequency fundamental emissions stay within the authorized frequency block.



Test Conditions		LTE Band 5 (QPSK) / Middle Channel	Limit
Temperature (°C)	Voltage (Volt)	BW 10MHz	2.5ppm
		Deviation (ppm)	Result
50	Normal Voltage	0.0007	PASS
40	Normal Voltage	0.0001	
30	Normal Voltage	0.0005	
20(Ref.)	Normal Voltage	0.0000	
10	Normal Voltage	0.0014	
0	Normal Voltage	0.0001	
-10	Normal Voltage	0.0010	
-20	Normal Voltage	0.0006	
-30	Normal Voltage	0.0002	
20	Maximum Voltage	0.0018	
20	Normal Voltage	0.0000	
20	Battery End Point	0.0007	

Note:

1. Normal Voltage =3.8 V. ; Battery End Point (BEP) =3.3 V. ; Maximum Voltage =4.4 V.
2. Note: The frequency fundamental emissions stay within the authorized frequency block.



Test Conditions		LTE Band 12 (QPSK) / Middle Channel	Limit
Temperature (°C)	Voltage (Volt)	BW 10MHz	Note 2.
		Deviation (ppm)	Result
50	Normal Voltage	0.0007	PASS
40	Normal Voltage	0.0020	
30	Normal Voltage	0.0013	
20(Ref.)	Normal Voltage	0.0000	
10	Normal Voltage	0.0011	
0	Normal Voltage	0.0004	
-10	Normal Voltage	0.0020	
-20	Normal Voltage	0.0001	
-30	Normal Voltage	0.0017	
20	Maximum Voltage	0.0006	
20	Normal Voltage	0.0000	
20	Battery End Point	0.0011	

Note:

1. Normal Voltage =3.8 V. ; Battery End Point (BEP) =3.3 V. ; Maximum Voltage =4.4 V.
2. Note: The frequency fundamental emissions stay within the authorized frequency block.



Test Conditions		LTE Band 13 (QPSK) / Middle Channel	Limit
Temperature (°C)	Voltage (Volt)	BW 10MHz	Note 2.
		Deviation (ppm)	Result
50	Normal Voltage	0.0001	PASS
40	Normal Voltage	0.0004	
30	Normal Voltage	0.0006	
20(Ref.)	Normal Voltage	0.0000	
10	Normal Voltage	0.0009	
0	Normal Voltage	0.0010	
-10	Normal Voltage	0.0005	
-20	Normal Voltage	0.0008	
-30	Normal Voltage	0.0018	
20	Maximum Voltage	0.0004	
20	Normal Voltage	0.0000	
20	Battery End Point	0.0006	

Note:

1. Normal Voltage =3.8 V. ; Battery End Point (BEP) =3.3 V. ; Maximum Voltage =4.4 V.
2. Note: The frequency fundamental emissions stay within the authorized frequency block.



Test Conditions		LTE Band 17 (QPSK) / Middle Channel	Limit
Temperature (°C)	Voltage (Volt)	BW 10MHz	Note 2.
		Deviation (ppm)	Result
50	Normal Voltage	0.0001	PASS
40	Normal Voltage	0.0030	
30	Normal Voltage	0.0034	
20(Ref.)	Normal Voltage	0.0000	
10	Normal Voltage	0.0038	
0	Normal Voltage	0.0004	
-10	Normal Voltage	0.0004	
-20	Normal Voltage	0.0001	
-30	Normal Voltage	0.0014	
20	Maximum Voltage	0.0023	
20	Normal Voltage	0.0037	
20	Battery End Point	0.0001	

Note:

1. Normal Voltage =3.8 V. ; Battery End Point (BEP) =3.3 V. ; Maximum Voltage =4.4 V.
2. Note: The frequency fundamental emissions stay within the authorized frequency block.



Test Conditions		LTE Band 66 (QPSK) / Middle Channel	Limit
Temperature (°C)	Voltage (Volt)	BW 10MHz	Note 2.
		Deviation (ppm)	Result
50	Normal Voltage	0.0004	PASS
40	Normal Voltage	0.0003	
30	Normal Voltage	0.0007	
20(Ref.)	Normal Voltage	0.0000	
10	Normal Voltage	0.0003	
0	Normal Voltage	0.0006	
-10	Normal Voltage	0.0010	
-20	Normal Voltage	0.0002	
-30	Normal Voltage	0.0005	
20	Maximum Voltage	0.0010	
20	Normal Voltage	0.0000	
20	Battery End Point	0.0002	

Note:

1. Normal Voltage =3.8 V. ; Battery End Point (BEP) =3.3 V. ; Maximum Voltage =4.4 V.
2. Note: The frequency fundamental emissions stay within the authorized frequency block.



Test Conditions		LTE Band 71 (QPSK) / Middle Channel	Limit
Temperature (°C)	Voltage (Volt)	BW 10MHz	Note 2.
		Deviation (ppm)	Result
50	Normal Voltage	0.0080	PASS
40	Normal Voltage	0.0087	
30	Normal Voltage	0.0037	
20(Ref.)	Normal Voltage	0.0000	
10	Normal Voltage	0.0007	
0	Normal Voltage	0.0004	
-10	Normal Voltage	0.0151	
-20	Normal Voltage	0.0073	
-30	Normal Voltage	0.0016	
20	Maximum Voltage	0.0045	
20	Normal Voltage	0.0000	
20	Battery End Point	0.0020	

Note:

1. Normal Voltage =3.8 V. ; Battery End Point (BEP) =3.3 V. ; Maximum Voltage =4.4 V.
2. Note: The frequency fundamental emissions stay within the authorized frequency block.



Appendix B. Test Results of Radiated Test

Radiated Spurious Emission

LTE Band 2 / 1.4MHz / QPSK									
Channel	Frequency (MHz)	EIRP (dBm)	Limit (dBm)	Over Limit (dB)	SPA Reading (dBm)	S.G. Power (dBm)	TX Cable loss (dB)	TX Antenna Gain (dBi)	Polarization (H/V)
Middle	3758.92	-56.40	-13	-43.40	-70.02	-64.00	5.00	12.60	H
	5638.38	-51.86	-13	-38.86	-68.46	-57.66	7.30	13.10	H
	7517.84	-60.19	-13	-47.19	-80.17	-63.76	7.73	11.30	H
	3758.92	-54.91	-13	-41.91	-69.24	-62.51	5.00	12.60	V
	5638.38	-48.13	-13	-35.13	-64.66	-53.93	7.30	13.10	V
	7517.84	-60.19	-13	-47.19	-79.83	-63.76	7.73	11.30	V

Remark: Spurious emissions within 30-1000MHz were found more than 20dB below limit line.

LTE Band 2 / 3MHz / QPSK									
Channel	Frequency (MHz)	EIRP (dBm)	Limit (dBm)	Over Limit (dB)	SPA Reading (dBm)	S.G. Power (dBm)	TX Cable loss (dB)	TX Antenna Gain (dBi)	Polarization (H/V)
Middle	3757.48	-56.53	-13	-43.53	-70.15	-64.13	5.00	12.60	H
	5636.22	-51.44	-13	-38.44	-68.04	-57.24	7.30	13.10	H
	7514.96	-60.38	-13	-47.38	-80.36	-63.95	7.73	11.30	H
	3757.48	-55.71	-13	-42.71	-70.04	-63.31	5.00	12.60	V
	5636.22	-48.47	-13	-35.47	-65.00	-54.27	7.30	13.10	V
	7514.96	-59.89	-13	-46.89	-79.53	-63.46	7.73	11.30	V

Remark: Spurious emissions within 30-1000MHz were found more than 20dB below limit line.



LTE Band 2 / 5MHz / QPSK									
Channel	Frequency (MHz)	EIRP (dBm)	Limit (dBm)	Over Limit (dB)	SPA Reading (dBm)	S.G. Power (dBm)	TX Cable loss (dB)	TX Antenna Gain (dBi)	Polarization (H/V)
Middle	3755.68	-57.37	-13	-44.37	-70.99	-64.97	5.00	12.60	H
	5633.52	-51.72	-13	-38.72	-68.32	-57.52	7.30	13.10	H
	7511.36	-60.37	-13	-47.37	-80.35	-63.94	7.73	11.30	H
	3755.68	-56.28	-13	-43.28	-70.61	-63.88	5.00	12.60	V
	5633.52	-48.89	-13	-35.89	-65.42	-54.69	7.30	13.10	V
	7511.36	-60.16	-13	-47.16	-79.8	-63.73	7.73	11.30	V

Remark: Spurious emissions within 30-1000MHz were found more than 20dB below limit line.

LTE Band 2 / 10MHz / QPSK									
Channel	Frequency (MHz)	EIRP (dBm)	Limit (dBm)	Over Limit (dB)	SPA Reading (dBm)	S.G. Power (dBm)	TX Cable loss (dB)	TX Antenna Gain (dBi)	Polarization (H/V)
Middle	3751.18	-58.39	-13	-45.39	-72.01	-65.99	5.00	12.60	H
	5626.77	-52.65	-13	-39.65	-69.25	-58.45	7.30	13.10	H
	7502.00	-60.55	-13	-47.55	-80.53	-64.12	7.73	11.30	H
	3751.18	-57.60	-13	-44.60	-71.93	-65.20	5.00	12.60	V
	5626.77	-51.15	-13	-38.15	-67.68	-56.95	7.30	13.10	V
	7502.00	-60.39	-13	-47.39	-80.03	-63.96	7.73	11.30	V

Remark: Spurious emissions within 30-1000MHz were found more than 20dB below limit line.



LTE Band 2 / 15MHz / QPSK									
Channel	Frequency (MHz)	EIRP (dBm)	Limit (dBm)	Over Limit (dB)	SPA Reading (dBm)	S.G. Power (dBm)	TX Cable loss (dB)	TX Antenna Gain (dBi)	Polarization (H/V)
Middle	3746.68	-59.79	-13	-46.79	-73.41	-67.39	5.00	12.60	H
	5620.02	-51.46	-13	-38.46	-68.06	-57.26	7.30	13.10	H
	7493.36	-60.57	-13	-47.57	-80.55	-64.14	7.73	11.30	H
	3746.68	-57.72	-13	-44.72	-72.05	-65.32	5.00	12.60	V
	5620.02	-49.04	-13	-36.04	-65.57	-54.84	7.30	13.10	V
	7493.36	-59.78	-13	-46.78	-79.42	-63.35	7.73	11.30	V

Remark: Spurious emissions within 30-1000MHz were found more than 20dB below limit line.

LTE Band 2 / 20MHz / QPSK									
Channel	Frequency (MHz)	EIRP (dBm)	Limit (dBm)	Over Limit (dB)	SPA Reading (dBm)	S.G. Power (dBm)	TX Cable loss (dB)	TX Antenna Gain (dBi)	Polarization (H/V)
Middle	3742.18	-59.99	-13	-46.99	-73.61	-67.59	5.00	12.60	H
	5613.27	-53.02	-13	-40.02	-69.62	-58.82	7.30	13.10	H
	7484.36	-60.39	-13	-47.39	-80.37	-63.96	7.73	11.30	H
	3742.18	-57.31	-13	-44.31	-71.64	-64.91	5.00	12.60	V
	5613.27	-50.14	-13	-37.14	-66.67	-55.94	7.30	13.10	V
	7484.36	-60.15	-13	-47.15	-79.79	-63.72	7.73	11.30	V

Remark: Spurious emissions within 30-1000MHz were found more than 20dB below limit line.



LTE Band 4 / 1.4MHz / QPSK									
Channel	Frequency (MHz)	EIRP (dBm)	Limit (dBm)	Over Limit (dB)	SPA Reading (dBm)	S.G. Power (dBm)	TX Cable loss (dB)	TX Antenna Gain (dBi)	Polarization (H/V)
Middle	3463.74	-50.86	-13	-37.86	-64.56	-58.83	4.63	12.60	H
	5195.61	-52.82	-13	-39.82	-70.75	-59.27	6.25	12.70	H
	6927.48	-61.45	-13	-48.45	-81.07	-66.22	8.23	13.00	H
	3463.74	-43.06	-13	-30.06	-55.98	-51.03	4.63	12.6	V
	5195.61	-50.95	-13	-37.95	-64.56	-57.40	6.25	12.7	V
	6927.48	-61.60	-13	-48.60	-80.72	-66.37	8.23	13	V

Remark: Spurious emissions within 30-1000MHz were found more than 20dB below limit line.

LTE Band 4 / 3MHz / QPSK									
Channel	Frequency (MHz)	EIRP (dBm)	Limit (dBm)	Over Limit (dB)	SPA Reading (dBm)	S.G. Power (dBm)	TX Cable loss (dB)	TX Antenna Gain (dBi)	Polarization (H/V)
Middle	3462.48	-50.68	-13	-37.68	-64.38	-58.65	4.63	12.60	H
	5193.72	-52.30	-13	-39.30	-70.23	-58.75	6.25	12.70	H
	6924.96	-61.56	-13	-48.56	-81.18	-66.33	8.23	13.00	H
	3462.48	-44.04	-13	-31.04	-56.88	-52.01	4.63	12.6	V
	5193.72	-51.12	-13	-38.12	-64.73	-57.57	6.25	12.7	V
	6924.96	-61.41	-13	-48.41	-80.53	-66.18	8.23	13	V

Remark: Spurious emissions within 30-1000MHz were found more than 20dB below limit line.

LTE Band 4 / 5MHz / QPSK									
Channel	Frequency (MHz)	EIRP (dBm)	Limit (dBm)	Over Limit (dB)	SPA Reading (dBm)	S.G. Power (dBm)	TX Cable loss (dB)	TX Antenna Gain (dBi)	Polarization (H/V)
Middle	3460.68	-50.38	-13	-37.38	-64.08	-58.35	4.63	12.60	H
	5191.02	-52.90	-13	-39.90	-70.83	-59.35	6.25	12.70	H
	6921.36	-61.26	-13	-48.26	-80.88	-66.03	8.23	13.00	H
	3460.68	-42.80	-13	-29.80	-55.78	-50.77	4.63	12.6	V
	5191.02	-51.25	-13	-38.25	-64.86	-57.70	6.25	12.7	V
	6921.36	-61.46	-13	-48.46	-80.58	-66.23	8.23	13	V

Remark: Spurious emissions within 30-1000MHz were found more than 20dB below limit line.



LTE Band 4 / 10MHz / QPSK									
Channel	Frequency (MHz)	EIRP (dBm)	Limit (dBm)	Over Limit (dB)	SPA Reading (dBm)	S.G. Power (dBm)	TX Cable loss (dB)	TX Antenna Gain (dBi)	Polarization (H/V)
Middle	3456.18	-49.22	-13	-36.22	-62.92	-57.19	4.63	12.60	H
	5184.27	-52.39	-13	-39.39	-70.32	-58.84	6.25	12.70	H
	6912.36	-61.32	-13	-48.32	-80.94	-66.09	8.23	13.00	H
	3456.18	-42.02	-13	-29.02	-55.25	-49.99	4.63	12.6	V
	5184.27	-50.71	-13	-37.71	-64.32	-57.16	6.25	12.7	V
	6912.36	-60.52	-13	-47.52	-79.64	-65.29	8.23	13	V

Remark: Spurious emissions within 30-1000MHz were found more than 20dB below limit line.

LTE Band 4 / 15MHz / QPSK									
Channel	Frequency (MHz)	EIRP (dBm)	Limit (dBm)	Over Limit (dB)	SPA Reading (dBm)	S.G. Power (dBm)	TX Cable loss (dB)	TX Antenna Gain (dBi)	Polarization (H/V)
Middle	3451.68	-48.70	-13	-35.70	-62.40	-56.67	4.63	12.60	H
	5177.52	-50.95	-13	-37.95	-68.88	-57.40	6.25	12.70	H
	6903.36	-61.46	-13	-48.46	-81.08	-66.23	8.23	13.00	H
	3451.68	-41.85	-13	-28.85	-55.1	-49.82	4.63	12.6	V
	5177.52	-49.57	-13	-36.57	-63.18	-56.02	6.25	12.7	V
	6903.36	-60.64	-13	-47.64	-79.76	-65.41	8.23	13	V

Remark: Spurious emissions within 30-1000MHz were found more than 20dB below limit line.

LTE Band 4 / 20MHz / QPSK									
Channel	Frequency (MHz)	EIRP (dBm)	Limit (dBm)	Over Limit (dB)	SPA Reading (dBm)	S.G. Power (dBm)	TX Cable loss (dB)	TX Antenna Gain (dBi)	Polarization (H/V)
Middle	3447.18	-47.65	-13	-34.65	-61.35	-55.62	4.63	12.60	H
	5170.77	-50.02	-13	-37.02	-67.95	-56.47	6.25	12.70	H
	6894.36	-61.01	-13	-48.01	-80.63	-65.78	8.23	13.00	H
	3447.18	-41.83	-13	-28.83	-55.08	-49.80	4.63	12.6	V
	5170.77	-49.57	-13	-36.57	-63.18	-56.02	6.25	12.7	V
	6894.36	-61.21	-13	-48.21	-80.33	-65.98	8.23	13	V

Remark: Spurious emissions within 30-1000MHz were found more than 20dB below limit line.



LTE Band 5 / 1.4MHz / QPSK									
Channel	Frequency (MHz)	EIRP (dBm)	Limit (dBm)	Over Limit (dB)	SPA Reading (dBm)	S.G. Power (dBm)	TX Cable loss (dB)	TX Antenna Gain (dBi)	Polarization (H/V)
Middle	1671.92	-58.83	-13	-45.83	-69.20	-62.08	4.00	9.40	H
	2507.88	-60.11	-13	-47.11	-75.09	-63.68	4.88	10.60	H
	3343.84	-64.55	-13	-51.55	-81.52	-69.48	5.52	12.60	H
	1671.92	-66.26	-13	-53.26	-76.42	-69.51	4.00	9.40	V
	2507.88	-64.00	-13	-51.00	-78.83	-67.57	4.88	10.60	V
	3343.84	-64.69	-13	-51.69	-81.66	-69.62	5.52	12.60	V

Remark: Spurious emissions within 30-1000MHz were found more than 20dB below limit line.

LTE Band 5 / 3MHz / QPSK									
Channel	Frequency (MHz)	EIRP (dBm)	Limit (dBm)	Over Limit (dB)	SPA Reading (dBm)	S.G. Power (dBm)	TX Cable loss (dB)	TX Antenna Gain (dBi)	Polarization (H/V)
Middle	1670.48	-59.19	-13	-46.19	-69.68	-62.44	4.00	9.40	H
	2505.72	-59.55	-13	-46.55	-74.53	-63.12	4.88	10.60	H
	3340.96	-64.52	-13	-51.52	-81.49	-69.45	5.52	12.60	H
	1670.48	-66.10	-13	-53.10	-76.31	-69.35	4.00	9.40	V
	2505.72	-64.52	-13	-51.52	-79.35	-68.09	4.88	10.60	V
	3340.96	-64.33	-13	-51.33	-81.30	-69.26	5.52	12.60	V

Remark: Spurious emissions within 30-1000MHz were found more than 20dB below limit line.



LTE Band 5 / 5MHz / QPSK									
Channel	Frequency (MHz)	EIRP (dBm)	Limit (dBm)	Over Limit (dB)	SPA Reading (dBm)	S.G. Power (dBm)	TX Cable loss (dB)	TX Antenna Gain (dBi)	Polarization (H/V)
Middle	1668.68	-57.61	-13	-44.61	-68.10	-60.86	4.00	9.40	H
	2503.02	-60.30	-13	-47.30	-75.30	-63.87	4.88	10.60	H
	3337.36	-64.75	-13	-51.75	-81.75	-69.68	5.52	12.60	H
	1668.68	-66.54	-13	-53.54	-76.75	-69.79	4.00	9.40	V
	2503.02	-65.06	-13	-52.06	-79.95	-68.63	4.88	10.60	V
	3337.36	-64.79	-13	-51.79	-81.82	-69.72	5.52	12.60	V

Remark: Spurious emissions within 30-1000MHz were found more than 20dB below limit line.

LTE Band 5 / 10MHz / QPSK									
Channel	Frequency (MHz)	EIRP (dBm)	Limit (dBm)	Over Limit (dB)	SPA Reading (dBm)	S.G. Power (dBm)	TX Cable loss (dB)	TX Antenna Gain (dBi)	Polarization (H/V)
Middle	1664.18	-65.24	-13	-52.24	-75.73	-68.49	4.00	9.40	H
	2496.27	-64.77	-13	-51.77	-79.77	-68.34	4.88	10.60	H
	3328.36	-64.67	-13	-51.67	-81.67	-69.60	5.52	12.60	H
	1664.18	-65.52	-13	-52.52	-75.73	-68.77	4.00	9.40	V
	2496.27	-65.20	-13	-52.20	-80.09	-68.77	4.88	10.60	V
	3328.36	-64.41	-13	-51.41	-81.44	-69.34	5.52	12.60	V

Remark: Spurious emissions within 30-1000MHz were found more than 20dB below limit line.



LTE Band 12 / 1.4MHz / QPSK									
Channel	Frequency (MHz)	EIRP (dBm)	Limit (dBm)	Over Limit (dB)	SPA Reading (dBm)	S.G. Power (dBm)	TX Cable loss (dB)	TX Antenna Gain (dBi)	Polarization (H/V)
Middle	1413.74	-64.54	-13	-51.54	-75.55	-67.79	4.00	9.40	H
	2120.61	-64.85	-13	-51.85	-79.31	-68.42	4.88	10.60	H
	2827.48	-65.23	-13	-52.23	-80.65	-70.16	5.52	12.60	H
	1413.74	-59.47	-13	-46.47	-70.44	-62.72	4.00	9.40	V
	2120.61	-61.00	-13	-48.00	-75.37	-64.57	4.88	10.60	V
	2827.48	-64.43	-13	-51.43	-80.46	-69.36	5.52	12.60	V

Remark: Spurious emissions within 30-1000MHz were found more than 20dB below limit line.

LTE Band 12 / 3MHz / QPSK									
Channel	Frequency (MHz)	EIRP (dBm)	Limit (dBm)	Over Limit (dB)	SPA Reading (dBm)	S.G. Power (dBm)	TX Cable loss (dB)	TX Antenna Gain (dBi)	Polarization (H/V)
Middle	1412.3	-62.17	-13	-49.17	-73.18	-65.42	4.00	9.40	H
	2118.45	-64.80	-13	-51.80	-79.26	-68.37	4.88	10.60	H
	2824.6	-65.48	-13	-52.48	-80.89	-70.41	5.52	12.60	H
	1412.3	-57.56	-13	-44.56	-68.53	-60.81	4.00	9.40	V
	2118.45	-61.34	-13	-48.34	-75.71	-64.91	4.88	10.60	V
	2824.6	-64.68	-13	-51.68	-80.70	-69.61	5.52	12.60	V

Remark: Spurious emissions within 30-1000MHz were found more than 20dB below limit line.



LTE Band 12 / 5MHz / QPSK									
Channel	Frequency (MHz)	EIRP (dBm)	Limit (dBm)	Over Limit (dB)	SPA Reading (dBm)	S.G. Power (dBm)	TX Cable loss (dB)	TX Antenna Gain (dBi)	Polarization (H/V)
Middle	1410.5	-58.86	-13	-45.86	-69.87	-62.11	4.00	9.40	H
	2115.75	-65.68	-13	-52.68	-80.14	-69.25	4.88	10.60	H
	2821	-65.19	-13	-52.19	-80.60	-70.12	5.52	12.60	H
	1410.5	-53.49	-13	-40.49	-64.46	-56.74	4.00	9.40	V
	2115.75	-63.99	-13	-50.99	-78.36	-67.56	4.88	10.60	V
	2821	-64.59	-13	-51.59	-80.61	-69.52	5.52	12.60	V

Remark: Spurious emissions within 30-1000MHz were found more than 20dB below limit line.

LTE Band 12 / 10MHz / QPSK									
Channel	Frequency (MHz)	EIRP (dBm)	Limit (dBm)	Over Limit (dB)	SPA Reading (dBm)	S.G. Power (dBm)	TX Cable loss (dB)	TX Antenna Gain (dBi)	Polarization (H/V)
Middle	1406	-50.63	-13	-37.63	-61.64	-53.88	4.00	9.40	H
	2109	-62.57	-13	-49.57	-76.80	-66.14	4.88	10.60	H
	2812	-65.13	-13	-52.13	-80.54	-70.06	5.52	12.60	H
	1406	-50.99	-13	-37.99	-61.96	-54.24	4.00	9.40	V
	2109	-63.17	-13	-50.17	-77.33	-66.74	4.88	10.60	V
	2812	-64.00	-13	-51.00	-80.02	-68.93	5.52	12.60	V

Remark: Spurious emissions within 30-1000MHz were found more than 20dB below limit line.



LTE Band 13 / 5MHz / QPSK									
Channel	Frequency (MHz)	EIRP (dBm)	Limit (dBm)	Over Limit (dB)	SPA Reading (dBm)	S.G. Power (dBm)	TX Cable loss (dB)	TX Antenna Gain (dBi)	Polarization (H/V)
Middle	1559.5	-64.72	-40	-24.72	-75.69	-67.97	4.00	9.40	H
	2339.25	-59.67	-13	-46.67	-74.88	-63.24	4.88	10.60	H
	3119	-63.80	-13	-50.80	-81.06	-68.73	5.52	12.60	H
	1559.5	-63.36	-40	-23.36	-73.83	-66.61	4.00	9.40	V
	2339.25	-59.01	-13	-46.01	-74.27	-62.58	4.88	10.60	V
	3119	-63.63	-13	-50.63	-80.82	-68.56	5.52	12.60	V

Remark: Spurious emissions within 30-1000MHz were found more than 20dB below limit line.

LTE Band 13 / 10MHz / QPSK									
Channel	Frequency (MHz)	EIRP (dBm)	Limit (dBm)	Over Limit (dB)	SPA Reading (dBm)	S.G. Power (dBm)	TX Cable loss (dB)	TX Antenna Gain (dBi)	Polarization (H/V)
Middle	1559.5	-66.89	-40	-26.89	-77.86	-70.14	4.00	9.40	H
	2339.25	-59.41	-13	-46.41	-74.62	-62.98	4.88	10.60	H
	3119	-63.70	-13	-50.70	-80.96	-68.63	5.52	12.60	H
	1559.5	-65.64	-40	-25.64	-76.11	-68.89	4.00	9.40	V
	2339.25	-59.76	-13	-46.76	-75.02	-63.33	4.88	10.60	V
	3119	-63.46	-13	-50.46	-80.65	-68.39	5.52	12.60	V

Remark: Spurious emissions within 30-1000MHz were found more than 20dB below limit line.



LTE Band 17 / 5MHz / QPSK									
Channel	Frequency (MHz)	EIRP (dBm)	Limit (dBm)	Over Limit (dB)	SPA Reading (dBm)	S.G. Power (dBm)	TX Cable loss (dB)	TX Antenna Gain (dBi)	Polarization (H/V)
Middle	1415.68	-62.47	-13	-49.47	-65.87	-65.44	2.88	8.00	H
	2123.58	-64.35	-13	-51.35	-70.55	-69.35	3.25	10.40	H
	2831.36	-69.10	-13	-56.10	-77.59	-74.58	3.87	11.50	H
	3539.22	-62.93	-13	-49.93	-74.23	-68.75	4.63	12.60	H
	1415.68	-69.58	-13	-56.58	-73.02	-72.55	2.88	8.00	V
	2123.58	-72.18	-13	-59.18	-76.57	-77.18	3.25	10.40	V
	2831.36	-70.40	-13	-57.40	-77.77	-75.88	3.87	11.50	V
	3539.22	-70.10	-13	-57.10	-79.47	-75.92	4.63	12.60	V

Remark: Spurious emissions within 30-1000MHz were found more than 20dB below limit line.

LTE Band 17 / 10MHz / QPSK									
Channel	Frequency (MHz)	EIRP (dBm)	Limit (dBm)	Over Limit (dB)	SPA Reading (dBm)	S.G. Power (dBm)	TX Cable loss (dB)	TX Antenna Gain (dBi)	Polarization (H/V)
Middle	1411.18	-60.47	-13	-47.47	-63.87	-63.44	2.88	8.00	H
	2116.77	-62.20	-13	-49.20	-68.40	-67.20	3.25	10.40	H
	2822.36	-68.86	-13	-55.86	-77.35	-74.34	3.87	11.50	H
	3527.95	-62.24	-13	-49.24	-73.54	-68.06	4.63	12.60	H
	1411.18	-67.79	-13	-54.79	-71.23	-70.76	2.88	8.00	V
	2116.77	-71.08	-13	-58.08	-75.47	-76.08	3.25	10.40	V
	2822.36	-70.14	-13	-57.14	-77.51	-75.62	3.87	11.50	V
	3527.95	-69.16	-13	-56.16	-78.53	-74.98	4.63	12.60	V

Remark: Spurious emissions within 30-1000MHz were found more than 20dB below limit line.



LTE Band 66 / 1.4MHz / QPSK									
Channel	Frequency (MHz)	EIRP (dBm)	Limit (dBm)	Over Limit (dB)	SPA Reading (dBm)	S.G. Power (dBm)	TX Cable loss (dB)	TX Antenna Gain (dBi)	Polarization (H/V)
Middle	3488.74	-50.30	-13	-37.30	-64.00	-58.34	4.66	12.70	H
	5233.11	-50.76	-13	-37.76	-68.69	-57.25	6.31	12.80	H
	6977.48	-60.55	-13	-47.55	-80.17	-65.30	8.35	13.10	H
	3488.74	-42.55	-13	-29.55	-55.61	-50.59	4.66	12.70	V
	5233.11	-49.64	-13	-36.64	-63.25	-56.13	6.31	12.80	V
	6977.48	-60.88	-13	-47.88	-80.00	-65.63	8.35	13.10	V

Remark: Spurious emissions within 30-1000MHz were found more than 20dB below limit line.

LTE Band 66 / 3MHz / QPSK									
Channel	Frequency (MHz)	EIRP (dBm)	Limit (dBm)	Over Limit (dB)	SPA Reading (dBm)	S.G. Power (dBm)	TX Cable loss (dB)	TX Antenna Gain (dBi)	Polarization (H/V)
Middle	3487.3	-49.77	-13	-36.77	-63.47	-57.81	4.66	12.70	H
	5230.95	-49.65	-13	-36.65	-67.58	-56.14	6.31	12.80	H
	6974.6	-60.24	-13	-47.24	-79.86	-64.99	8.35	13.10	H
	3487.3	-41.59	-13	-28.59	-54.87	-49.63	4.66	12.70	V
	5230.95	-49.50	-13	-36.50	-63.11	-55.99	6.31	12.80	V
	6974.6	-60.76	-13	-47.76	-79.88	-65.51	8.35	13.10	V

Remark: Spurious emissions within 30-1000MHz were found more than 20dB below limit line.

LTE Band 66 / 5MHz / QPSK									
Channel	Frequency (MHz)	EIRP (dBm)	Limit (dBm)	Over Limit (dB)	SPA Reading (dBm)	S.G. Power (dBm)	TX Cable loss (dB)	TX Antenna Gain (dBi)	Polarization (H/V)
Middle	3485.5	-51.26	-13	-38.26	-64.96	-59.30	4.66	12.70	H
	5228.25	-50.80	-13	-37.80	-68.73	-57.29	6.31	12.80	H
	6971	-60.60	-13	-47.60	-80.22	-65.35	8.35	13.10	H
	3485.5	-43.50	-13	-30.50	-56.39	-51.54	4.66	12.70	V
	5228.25	-50.19	-13	-37.19	-63.80	-56.68	6.31	12.80	V
	6971	-61.11	-13	-48.11	-80.23	-65.86	8.35	13.10	V

Remark: Spurious emissions within 30-1000MHz were found more than 20dB below limit line.



LTE Band 66 / 10MHz / QPSK									
Channel	Frequency (MHz)	EIRP (dBm)	Limit (dBm)	Over Limit (dB)	SPA Reading (dBm)	S.G. Power (dBm)	TX Cable loss (dB)	TX Antenna Gain (dBi)	Polarization (H/V)
Middle	3481	-52.87	-13	-39.87	-66.57	-60.91	4.66	12.70	H
	5221.5	-52.22	-13	-39.22	-70.15	-58.71	6.31	12.80	H
	6962	-61.30	-13	-48.30	-80.92	-66.05	8.35	13.10	H
	3481	-43.91	-13	-30.91	-56.78	-51.95	4.66	12.70	V
	5221.5	-50.85	-13	-37.85	-64.46	-57.34	6.31	12.80	V
	6962	-60.83	-13	-47.83	-79.95	-65.58	8.35	13.10	V

Remark: Spurious emissions within 30-1000MHz were found more than 20dB below limit line.

LTE Band 66 / 15MHz / QPSK									
Channel	Frequency (MHz)	EIRP (dBm)	Limit (dBm)	Over Limit (dB)	SPA Reading (dBm)	S.G. Power (dBm)	TX Cable loss (dB)	TX Antenna Gain (dBi)	Polarization (H/V)
Middle	3476.5	-50.69	-13	-37.69	-64.39	-58.73	4.66	12.70	H
	5214.75	-50.97	-13	-37.97	-68.90	-57.46	6.31	12.80	H
	6953	-60.84	-13	-47.84	-80.46	-65.59	8.35	13.10	H
	3476.5	-43.77	-13	-30.77	-56.64	-51.81	4.66	12.70	V
	5214.75	-50.30	-13	-37.30	-63.91	-56.79	6.31	12.80	V
	6953	-60.93	-13	-47.93	-80.05	-65.68	8.35	13.10	V

Remark: Spurious emissions within 30-1000MHz were found more than 20dB below limit line.

LTE Band 66 / 20MHz / QPSK									
Channel	Frequency (MHz)	EIRP (dBm)	Limit (dBm)	Over Limit (dB)	SPA Reading (dBm)	S.G. Power (dBm)	TX Cable loss (dB)	TX Antenna Gain (dBi)	Polarization (H/V)
Middle	3472	-50.94	-13	-37.94	-64.64	-58.98	4.66	12.70	H
	5208	-49.95	-13	-36.95	-67.88	-56.44	6.31	12.80	H
	6944	-61.10	-13	-48.10	-80.72	-65.85	8.35	13.10	H
	3472	-43.28	-13	-30.28	-56.18	-51.32	4.66	12.70	V
	5208	-50.59	-13	-37.59	-64.2	-57.08	6.31	12.80	V
	6944	-60.51	-13	-47.51	-79.63	-65.26	8.35	13.10	V

Remark: Spurious emissions within 30-1000MHz were found more than 20dB below limit line.



LTE Band 71 / 5MHz / QPSK									
Channel	Frequency (MHz)	EIRP (dBm)	Limit (dBm)	Over Limit (dB)	SPA Reading (dBm)	S.G. Power (dBm)	TX Cable loss (dB)	TX Antenna Gain (dBi)	Polarization (H/V)
Middle	1356.5	-55.11	-13	-42.11	-65.84	-58.34	3.98	9.36	H
	2034.75	-60.28	-13	-47.28	-73.55	-63.83	4.85	10.55	H
	2713	-65.83	-13	-52.83	-80.87	-70.76	5.50	12.58	H
	1356.5	-50.65	-13	-37.65	-61.23	-53.88	3.98	9.36	V
	2034.75	-49.72	-13	-36.72	-62.97	-53.27	4.85	10.55	V
	2713	-64.44	-13	-51.44	-79.89	-69.37	5.50	12.58	V

Remark: Spurious emissions within 30-1000MHz were found more than 20dB below limit line.

LTE Band 71 / 10MHz / QPSK									
Channel	Frequency (MHz)	EIRP (dBm)	Limit (dBm)	Over Limit (dB)	SPA Reading (dBm)	S.G. Power (dBm)	TX Cable loss (dB)	TX Antenna Gain (dBi)	Polarization (H/V)
Middle	1352	-51.86	-13	-38.86	-62.59	-55.09	3.98	9.36	H
	2028	-45.84	-13	-32.84	-58.88	-49.39	4.85	10.55	H
	2704	-65.87	-13	-52.87	-80.88	-70.80	5.50	12.58	H
	3380	-59.16	-13	-46.16	-75.83	-63.63	5.98	12.60	H
	1352	-51.43	-13	-38.43	-62.01	-54.66	3.98	9.36	V
	2028	-45.94	-13	-32.94	-58.97	-49.49	4.85	10.55	V
	2704	-65.16	-13	-52.16	-80.51	-70.09	5.50	12.58	V
	3380	-59.30	-13	-46.30	-76.00	-63.77	5.98	12.60	V

Remark: Spurious emissions within 30-1000MHz were found more than 20dB below limit line.



LTE Band 71 / 15MHz / QPSK									
Channel	Frequency (MHz)	EIRP (dBm)	Limit (dBm)	Over Limit (dB)	SPA Reading (dBm)	S.G. Power (dBm)	TX Cable loss (dB)	TX Antenna Gain (dBi)	Polarization (H/V)
Middle	1347.5	-53.52	-13	-40.52	-64.21	-56.75	3.98	9.36	H
	2021.25	-45.63	-13	-32.63	-58.67	-49.18	4.85	10.55	H
	2695	-63.11	-13	-50.11	-78.11	-68.04	5.50	12.58	H
	3368.75	-56.68	-13	-43.68	-73.50	-61.15	5.98	12.60	H
	1347.5	-47.17	-13	-34.17	-57.67	-50.40	3.98	9.36	V
	2021.25	-33.75	-13	-20.75	-46.78	-37.30	4.85	10.55	V
	2695	-60.41	-13	-47.41	-75.75	-65.34	5.50	12.58	V
	3368.75	-48.74	-13	-35.74	-65.57	-53.21	5.98	12.60	V

Remark: Spurious emissions within 30-1000MHz were found more than 20dB below limit line.

LTE Band 71 / 20MHz / QPSK									
Channel	Frequency (MHz)	EIRP (dBm)	Limit (dBm)	Over Limit (dB)	SPA Reading (dBm)	S.G. Power (dBm)	TX Cable loss (dB)	TX Antenna Gain (dBi)	Polarization (H/V)
Middle	1348	-52.97	-13	-39.97	-63.66	-56.20	3.98	9.36	H
	2022	-47.67	-13	-34.67	-60.71	-51.22	4.85	10.55	H
	2696	-65.23	-13	-52.23	-80.23	-70.16	5.50	12.58	H
	3370	-57.68	-13	-44.68	-74.50	-62.15	5.98	12.60	H
	1348	-46.14	-13	-33.14	-56.64	-49.37	3.98	9.36	V
	2022	-37.81	-13	-24.81	-50.84	-41.36	4.85	10.55	V
	2696	-62.26	-13	-49.26	-77.60	-67.19	5.50	12.58	V
	3370	-48.64	-13	-35.64	-65.47	-53.11	5.98	12.60	V

Remark: Spurious emissions within 30-1000MHz were found more than 20dB below limit line.