

## Appendix C. Setup Photographs


<Radiated Emission>

X Plane for LTE Band 4

LF



HF




Y Plane for LTE Band 5

LF



HF




Z Plane for LTE Band 2

LF



HF



Y Plane for LTE Band 17

LF



HF

