

**Application for Certification
For an RF amplifier**

**Intelligent Wireless Products, Inc.
1000 Second Avenue, 12th Floor
Seattle, Wa 98104**

RF amplifier

**FCC ID: V4B-SVW819
IC ID: 7614A-SVW819**

REPORT # UT96005A-003

This report was prepared in accordance with the requirements of the FCC Rules and Regulations Part 2, Subpart J, 2.1031 through 2.1057, and Parts 22, and 24 and in accordance with Industry Canada Radio Standards Specification RSS-131 for Zone Enhancers and any other applicable sections of the rules as indicated herein.


Prepared By:

**DNB Engineering, Inc.
1100 E. Chalk Creek Road
Coalville, Ut 84017**


Industry Canada Lab Code: IC 4738A-1

19 Oct 2008


TEST LAB PERSONNEL

Test Performed by:	Date	Signature
Les Payne	19 Oct 2008	

REPORT REVISION

Test Performed by:	Date	Signature
Les Payne	3 Dec 2008	

APPROVALS

Quality Approval	Date	Signature
Carrie Yates Quality Check	3 Dec 2008	

Original report UT96005A-001
 Revised report UT96005A-002
 Revised report UT96005A-003

Dated 19 Oct 2008
 Dated 26 Nov 2008
 Dated 03 Dec 2008

TABLE OF CONTENTS

Section Sheet #	Title	
	Test Lab Personnel and Approvals	2
	Table of Contents	3
	Table of Figures	4
1.0	ADMINISTRATIVE DATA	5
1.1	Certifications and Qualifications	5
1.2	Measurements and Repeatability Information	5
1.3	Test Methodology	6
1.4	Test Equipment	6
1.5	Deviations	6
1.6	Test Description	7
Note:		
Paragraph numbers in this report follow the application section numbers found in the FEDERAL COMMUNICATIONS COMMISSION Rules and Regulations, Part 2, Subpart J for Certification of electronic equipment.		
2.1033 (C) (1)	Application for Certification	8
2.1033 (C) (2)	FCC Identifier	9
2.1033 (C) (3)	Installation and Operating Instructions (Service manual)	9
2.1033 (C) (4)	Type of Emissions	9
2.1033 (C) (5)	Frequency Range	9
2.1033 (C) (6)	Operating Power	9
2.1033 (C) (7)	Maximum Power Allowed in Applicable part(s) of the Rules	9
2.1033 (C) (8)	Final RF amplifier Input Power Characteristics	9
2.1033 (C) (9)	Tune Up Procedure	9
2.1033 (C) (10)	Schematic Diagram and Circuit Description	10
2.1033 (C) (11)	Equipment Identification Plate	10
2.1033 (C) (12)	Equipment Photographs (Internal)	10
2.1033 (C) (12)	Equipment Photographs (External)	10
2.1033 (C) (13)	Digital Modulation Techniques	10
2.1033 (C) (14)	Test Data	10
	Test Set-Up	11-12
2.1046 (RSS-131 c14.3)	Measurement of RF Power Output	13-46
2.1049 (RSS-131 c14.4)	Measurement of Occupied Bandwidth	46-117
2.1051 (RSS-131 c14.5)	Spurious Emissions at Antenna Terminals	118-148
2.1053	Measurement of Field Strength of Spurious Radiation	149-161
	Radiated Emissions	162-165
2.1055 (RSS-131 c14.5)	Measurement of Frequency Stability	166
2.1057	Frequency Spectrum to be Investigated	167
	RF Exposure	168-171
	Appendix A Photographs	172-177

TABLE OF FIGURES

Figure 1 : Test Equipment	6
Figure 2 : Test Result Summary	10
Figure 3 : Test Set Up Block Diagram	12
Figure 4 : Block Diagram Radiated Emissions	12
Figure 5 : Output Power Plots	16-46
Figure 6 : Occupied Bandwidth / Modulation Characteristic Plots	47-117
Figure 7 : Antenna Conducted Spurious Plots	119-148
Figure 8 : Radiated Spurious Tabular Data	150-161
Figure 9 : Unintentional Emissions	163,165
Appendix A : Photos	172

1.0 ADMINISTRATIVE DATA

1.1 Certifications and Qualifications

I certify that DNB Engineering, Inc conducted the tests performed in order to obtain the technical data presented in this application. Also, based on the results of the enclosed data, I have concluded that the equipment tested meets or exceeds the requirements of the Rules and Regulations governing this application.

1.2 Measurement Repeatability Information

The test data presented in this report has been acquired using the guidelines set forth in FCC Part 2.1031 through 2.1057, and Parts 22, and 24. Also included in this report is compliancy data for Industry Canada RS-131 for Zone Enhancers. The test results presented in this document are valid only for the equipment identified herein under the test conditions described. Repeatability of these test results will only be achieved with identical measurement conditions. These conditions include: The same test distance, EUT Height, Measurement Site Characteristics, and the same EUT System Components. The system must have the same Interconnecting Cables arranged in identical placement to that in the test set-up, with the system and/or EUT functioning in the identical mode of operation (i.e. software and so on) as on the date of the test. Any deviation from the test conditions and the environment on the date of the test may result in measurement repeatability difficulties.

All changes made to the EUT during the course of testing as identified in this test report must be incorporated into the EUT or identical models to ensure compliance with the FCC regulations.



C. L. Payne III (Para. 1.1)
Facility Manager
DNB Engineering, Inc.
Tel. (435) 336-4433
Fax (435) 336-4436
E-mail Les@dnbenginc.com

1.3 Test Methodology

The tests were performed in accordance with FCC Part 2 Subpart J, 2.1031 through 2.1057, 15, and 22, 24, Industry Canada RSS-131 on a sample of the production model.

1.4 Test Equipment

FIGURE 1: TEST EQUIPMENT

Description	Manufacturer	M/N	S/N	Cal Due Date	Test Used On
Signal Generator	Rhode & Schwarz	SMU 200A	100094	11/28/08	RF Power Out put, Inter-Mod, Cond Spur, Rad Spur, Characteristics
Spectrum Analyzer	Agilent	E4407B	MY45103462	08/18/09	RF Power Out put, Inter-Mod, Cond Spur, Rad Spur, Characteristics, RE
S/A Display	H/P	85662A	2318A05282	10/06/09	RE
Spectrum Analyzer	H/P	85680B	2330A02791	10/06/09	RE
Q-P Adapter	H/P	85650A	2811A01240	10/06/09	RE
RF-Preselector	H/P	8566B	259101-2	10/06/09	RE
Bicon Antenna	AH Systems	SAS-200/540	524	01/02/09	RE
Logarithmic Antenna	EMCO	3146	1284	01/03/09	RE
DRG Antenna	EMCO	3115	2280	02/03/09	RE
DRG Antenna	EMCO	3115	2281	10/04/09	RE,Rad spur
50 ohm Load	Decibel	DB4303G	2309	1/11/09	RF Power Out put, Inter-Mod, Cond Spur, Rad Spur, Characteristics, RE
Directional Coupler	DNB	DNBDCRIV	12401	09/08/09	RF Power Out put, Inter-Mod, Cond Spur, Characteristics

1.5 DEVIATIONS

Deviations/Modifications to the EUT

None.

Deviations/Modifications from test standard.

None

1.6 TEST DESCRIPTION

1.6.1 RF Power Output
For RF amplifier.

1.6.2 Emissions Limitation and Occupied Bandwidth
Occupied Bandwidth, that is the frequency bandwidth such that, below its lower and above its upper frequency limits, the mean powers radiated are equal to 0.5 percent of the total mean power radiated by a given emission. (also known as the 99% bandwidth)

1.6.3 Conducted Spurious Emissions at Antenna Terminals
Conducted Spurious Emissions are emissions at the antenna terminals on a frequency or frequencies which are outside an occupied band sufficient to ensure transmission of information of required quality for the class of communication desired. The reduction in the level of these spurious emissions will not affect the quality of the information being transmitted.

1.6.4 Radiated Field Strength of Spurious Emissions
Emissions from the equipment when connected into a non-radiating load on a frequency or frequencies which are outside an occupied band sufficient to ensure transmission of information of required quality for the class of communication desired. The reduction in the level of these spurious emissions will not affect the quality of the information being transmitted.

1.6.5 Conducted Emissions
Emissions which are conducted onto the AC power mains.

1.6.6 Radiated Emissions
Emissions which emanate from the EUT.

2.1033 (C) (2) FCC Identifier

FCC ID: V4B-SVW819

2.1033 (C) (3) Installation Instruction and Manual Customer will provide.

2.1033 (C) (4) Type of Emission

824.075 – 848.925 MHz	22H	F1D and F8W 40K0F1D
824.350 – 848.650 MHz	22H	GXW 300KGXW
824.075 – 848.925 MHz	22.901(d)	DXW 30K0DXW
1850.075 – 1909.925 MHz	24E	F1D and F8W 40K0F1D
1850.350 – 1909.650 MHz	24E	GXW 300KGXW
1850.075 – 1909.925 MHz	24E	DXW 30K0DXW
1851.000 – 1909.000 MHz	24E	F9W 1M25F9W

2.1033 (C) (5) Frequency Range

Uplink	824.075 – 848.925 MHz	Downlink	869.075 – 893.925 MHz
Uplink	1850.075 – 1909.925 MHz	Downlink	1930.075 – 1989.925 MHz

2.1033 (C) (6) Operating Power (Conducted)

Uplink	824.075 – 848.925 MHz	2.046W	(33.11dBm)
Downlink	869.075 – 893.925 MHz	0.031W	(14.88dBm)
Uplink	1850.075 – 1909.925 MHz	1.191W	(30.76dBm)
Downlink	1930.075 – 1989.925 MHz	0.0033W	(- 5.24dBm)

2.1033 (C) (7) Maximum Power Allowed in Applicable Part(s) of the Rules

<u>RULES PART</u>	<u>MAXIMUM POWER (WATTS)</u>
Part 22	7
Part 24	2

2.1033 (C) (8) Input Power Characteristics 1.00 mW Maximum

2.1033 (C) (9) Tune Up Procedure Customer will provide.

2.1033 (C) (10) Schematic Diagram and Circuit Description

Customer will provide.

2.1033 (C) (11) Equipment Identification Plate

Customer will provide.

2.1033 (C) (12) Equipment Photographs - Internal

Customer will provide.

2.1033 (C) (12) Equipment Photographs - External

Customer will provide.

2.1033 (C) (13) Digital Modulation Techniques

AMPS / CDMA / TDMA /GSM


2.1033 (c) (14) Test Data

See 2.1046-2.1053 and Radiated Emissions

FIGURE 2: TEST RESULT SUMMARY

NAME OF TEST	FCC PARA. NO.	Industry Canada No. (RSS-131)	RESULTS
RF Power Output	2.1046	RSS-131 Cl 4.3	Complies
Emissions Limitations: TDMA	2.1049	RSS-131 Cl 4.2	Complies
Emissions Limitations: GSM	2.1049	RSS-131 Cl 4.2	Complies
Occupied Bandwidth: TDMA/GSM	2.1049	RSS-131 Cl 4.2	Complies
Conducted Spurious Emissions at Antenna Terminals	2.1051	RSS-131 Cl 4.4	Complies
Radiated Field Strength of Spurious Emissions	2.1053	RSS-131 Cl 4.4	Complies
Radiated Emissions	15 Class B	CIPSR 22 Class B	Complies
Intermodulation		RSS-131 Cl 4.3 RSS-131 Cl 4.4	Complies

2.1033 (c) (14) Photograph of Test Set Up



2.1033 (c) (14)

FIGURE 3: TEST SET UP BLOCK DIAGRAM FOR RF POWER OUTPUT, EMISSIONS LIMITATIONS GSM/TDMA, OCCUPIED BANDWIDTH GSM/TDMA, CONDUCTED SPURIOUS EMISSIONS AT ANTENNA TERMINALS.

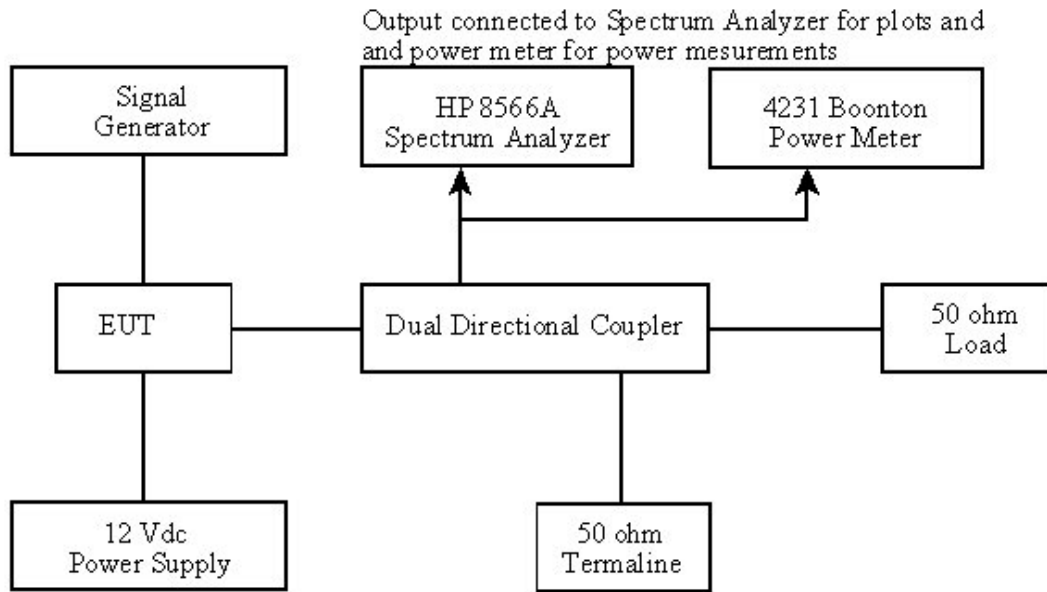
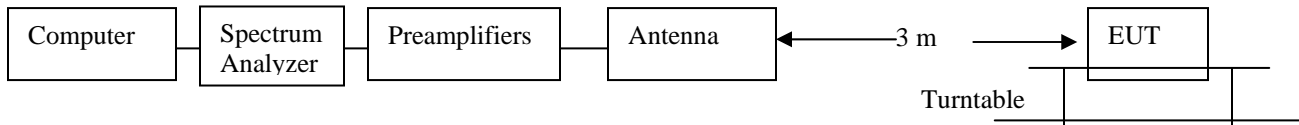


FIGURE 4: TEST SET UP BLOCK DIAGRAM FOR RADIATED EMISSIONS



2.1046

Measurement of RF Power Output (IC RSS-131 CI 4.3)

Definition: For RF amplifier

Test Method: See FIGURE 1.

Output Power is measured across a precision 50 ohm load with a Spectrum Analyzer. For all measurements the maximum signal was determined by input the signal until the unit would no longer amplify the signal. This signal has been plotted in the section as modulation characteristics as input (EUT removed form circuit) and output (EUT inserted in circuit). For the power measurement, typical signal is used. (GSM / TDMA)

Test Results: Frequency Range 824-894 MHz - UPLINK									
Antenna Conducted				ERP Calculations			Characteristics (dBm)		
Signal Type	Freq MHz	Power dBm	Conducted Power W	Antenna Gain (dBi)	Cable Loss (dB)	ERP W	Input	Output	Gain
GSM	824.350	32.53	1.791	6.0	2.5	4.009	12.5	31.7	19.2
GSM	836.500	33.00	1.995	6.0	2.5	4.467	14.5	31.7	17.2
GSM	848.650	31.70	1.479	6.0	2.5	3.311	18.1	30.9	12.8
TDMA	824.075	33.11	2.046	6.0	2.5	4.581	11.7	27.3	15.6
TDMA	836.500	33.07	2.028	6.0	2.5	4.539	8.9	26.5	17.6
TDMA	848.925	31.81	1.517	6.0	2.5	3.396	10.8	25.7	14.9

Test Results: Frequency Range 824-894 MHz - DOWNLINK									
Antenna Conducted				ERP Calculations			Characteristics (dBm)		
Signal Type	Freq MHz	Power dBm	Conducted Power W	Antenna Gain (dBi)	Cable Loss (dB)	ERP W	Input	Output	Gain
GSM	869.350	11.72	0.015	6.0	2.5	0.033	0.9	10.8	9.9
GSM	881.500	14.88	0.031	6.0	2.5	0.069	6.8	14.1	7.3
GSM	893.650	14.33	0.027	6.0	2.5	0.061	5.2	12.9	7.7
TDMA	869.075	11.89	0.015	6.0	2.5	0.035	0.4	6.9	6.5
TDMA	881.500	14.69	0.029	6.0	2.5	0.066	1.6	9.6	8.0
TDMA	893.925	14.22	0.026	6.0	2.5	0.059	2.0	8.8	6.8

2.1046

Measurement of RF Power Output (IC RSS-131 CI 4.3)

Definition: For RF amplifier

Test Method: See FIGURE 1.

Output Power is measured across a precision 50 ohm load with a Spectrum Analyzer. For all measurements the maximum signal was determined by input the signal until the unit would no longer amplify the signal. This signal has been plotted in the section as modulation characteristics as input (EUT removed form circuit) and output (EUT inserted in circuit). For the power measurement, typical signal is used. (GSM / TDMA / CDMA)

Test Results: Frequency Range 1850-1990 MHz - UPLINK									
Antenna Conducted				EIRP Calculations			Characteristics (dBm)		
Signal Type	Freq MHz	Power dBm	Conducted Power W	Antenna Gain (dBi)	Cable Loss (dB)	EIRP W	Input	Output	Gain
GSM	1850.350	30.76	1.191	6.0	4.5	1.683	18.1	29.3	11.2
GSM	1880.000	30.21	1.050	6.0	4.5	1.483	19.7	27.3	7.6
GSM	1909.650	28.32	0.679	6.0	4.5	0.959	20.1	26.5	6.4
TDMA	1850.075	30.04	1.009	6.0	4.5	1.426	9.7	23.3	13.6
TDMA	1880.000	29.71	0.935	6.0	4.5	1.321	10.9	21.7	10.8
TDMA	1909.925	27.93	0.621	6.0	4.5	0.877	12.9	21.3	8.4
CDMA	1851.000	29.41	0.873	6.0	4.5	1.233	6.1	22.1	16.0
CDMA	1880.000	29.07	0.807	6.0	4.5	1.140	6.1	21.3	15.2
CDMA	1909.000	27.53	0.566	6.0	4.5	0.800	6.0	20.1	14.1

Test Results: Frequency Range 1850-1990 MHz - DOWNLINK									
Antenna Conducted				EIRP Calculations			Characteristics (dBm)		
Signal Type	Freq MHz	Power dBm	Conducted Power W	Antenna Gain (dBi)	Cable Loss (dB)	EIRP W	Input	Output	Gain
GSM	1930.350	2.84	0.0019	6.0	4.5	0.0027	-1.9	0.4	2.3
GSM	1960.000	4.64	0.0029	6.0	4.5	0.0041	-2.0	2.0	4.0
GSM	1989.650	5.05	0.0032	6.0	4.5	0.0045	0.0	3.3	3.3
TDMA	1930.075	2.84	0.0019	6.0	4.5	0.0027	-5.6	-3.9	1.7
TDMA	1960.000	4.66	0.0029	6.0	4.5	0.0041	-9.1	-1.5	7.6
TDMA	1989.925	5.24	0.0033	6.0	4.5	0.0047	-4.0	0.1	4.1
CDMA	1931.000	3.25	0.0021	6.0	4.5	0.0030	-3.1	0.9	4.0
CDMA	1960.000	4.68	0.0029	6.0	4.5	0.0041	-5.6	2.1	7.7
CDMA	1989.000	5.13	0.0033	6.0	4.5	0.0046	-3.5	2.9	6.4

2.1046 Measurement of Mean Output Power (IC RSS-131 Cl 4.3)

Definition: For RF amplifier

Test Method: See FIGURE 1.

IC RSS-131 Clause **4.3 Mean Output Power** **4.3.1 Multi-channel Enhancer**

The following subscript "o" denotes a parameter at the enhancer output point.

Connect two signal generators to the input of the Device Under Test (DUT), via a proper impedance matching network (and preferably via a variable attenuator) so that the two input signals are equal sinusoids (and can be raised equally).

Connect a dummy load of suitable load rating to the enhancer output point. Connect also a spectrum analyser to this output point via a coupling network and attenuator, so that only a portion of the output signal is coupled to the spectrum analyser. The coupling attenuation shall be stated in the test report.

Set the two generator frequencies f_1 and f_2 such that they and their third-order intermodulation product frequencies, $f_3 = 2f_1 - f_2$ and $f_4 = 2f_2 - f_1$, are all within the passband of the DUT. Raise the input level to the DUT while observing the output tone levels, P_{o1} and P_{o2} , and the intermodulation product levels, P_{o3} and P_{o4} .

For enhancers rated 500 watts or less: Raise the input level to the DUT until the greater level of the intermodulation products at the enhancer output terminals, P_{o3} or P_{o4} , equals -43 dBW.

Record all signal levels and their frequencies. Calculate the mean output power (P_{mean}) under this testing condition using $P_{\text{mean}} = P_{o1} + 3 \text{ dB}$. (Reference Intermodulation plots on pages 108-127)

IC RSS-131 Clause **6.2 Output Power**

The manufacturer's output power rating P_{rated} MUST NOT be greater than P_{mean} for all types of enhancers

Uplink Range 824 - 849

<u>Signal Type</u>	<u>Freq (MHz)</u>	<u>P_{MEAN} (dBm)</u>	<u>P_{MEASURED} (dBm)</u>	<u>P_{RATED} (dBm)</u>
GSM	824.350	27.50	32.53	27.00
GSM	848.650	27.10	31.70	27.00
TDMA	824.075	28.30	33.11	28.00
TDMA	848.925	27.10	31.81	27.00

Downlink Range 869 - 894

<u>Signal Type</u>	<u>Freq (MHz)</u>	<u>P_{MEAN} (dBm)</u>	<u>P_{MEASURED} (dBm)</u>	<u>P_{RATED} (dBm)</u>
GSM	869.350	8.30	11.72	8.00
GSM	893.650	9.80	14.33	9.50
TDMA	869.075	7.80	11.89	7.50
TDMA	893.925	9.10	14.22	9.00


Uplink Range 1850 - 1910

<u>Signal Type</u>	<u>Freq (MHz)</u>	<u>P_{MEAN} (dBm)</u>	<u>P_{MEASURED} (dBm)</u>	<u>P_{RATED} (dBm)</u>
GSM	1850.350	25.90	30.76	25.50
GSM	1909.650	22.70	28.32	22.50
TDMA	1850.075	24.70	30.04	24.50
TDMA	1909.925	22.70	27.93	22.50
CDMA	1851.000	21.50	29.41	21.00
CDMA	1909.000	17.90	27.53	17.50

Downlink Range 1930 - 1990

<u>Signal Type</u>	<u>Freq (MHz)</u>	<u>P_{MEAN} (dBm)</u>	<u>P_{MEASURED} (dBm)</u>	<u>P_{RATED} (dBm)</u>
GSM	1930.350	-1.80	2.84	-2.00
GSM	1989.650	2.70	5.05	2.50
TDMA	1930.075	-0.20	2.84	-0.50
TDMA	1989.925	1.90	5.24	1.50
CDMA	1931.000	0.20	3.25	-0.50
CDMA	1989.000	1.40	5.13	1.00

FIGURE 5: OUTPUT POWER PLOTS, UPLINK.

	1100 E Chalk Creek Road Coalville, UT 84017 (435) 336-4433 FAX (435) 336-4436		<h2>Output Power</h2>	
	DNB Job Number: 96005	Date: 24 Oct 2008	Conformance Standards [X] IC RSS-131 [X] FCC Part 22 [X] FCC Part 24	
Customer: Intelligent Wireless Products, Inc.				
Model Number: SVW819				
Description: RF amplifier				
	Uplink GSM 824.350 MHz			

Power Meter Measurements					
Channel	Freq (MHz)	dBm	Watts	Limit	Result
Low	824.350	32.53	1.791	7.00	Pass

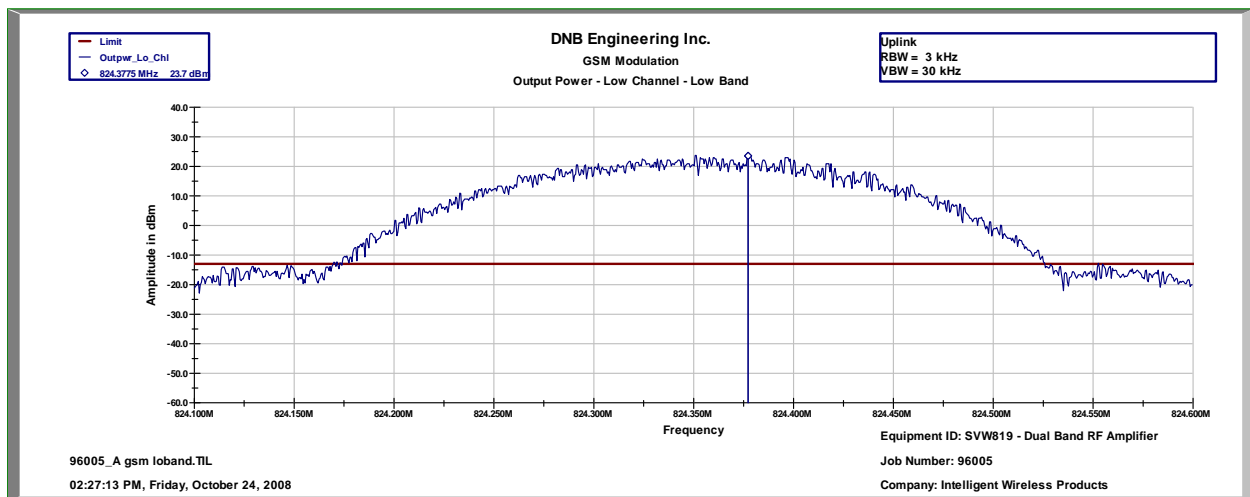



FIGURE 5: OUTPUT POWER PLOTS, UPLINK.

	1100 E Chalk Creek Road Coalville, UT 84017 (435) 336-4433 FAX (435) 336-4436		<h2>Output Power</h2>	
	DNB Job Number: 96005	Date: 24 Oct 2008	Conformance Standards [X] IC RSS-131 [X] FCC Part 22 [X] FCC Part 24	
Customer: Intelligent Wireless Products, Inc.	Model Number: SVW819			
Description: RF amplifier	Uplink GSM 836.500 MHz			

Power Meter Measurements					
Channel	Freq (MHz)	dBm	Watts	Limit	Result
Mid	836.500	33.00	1.995	7.00	Pass

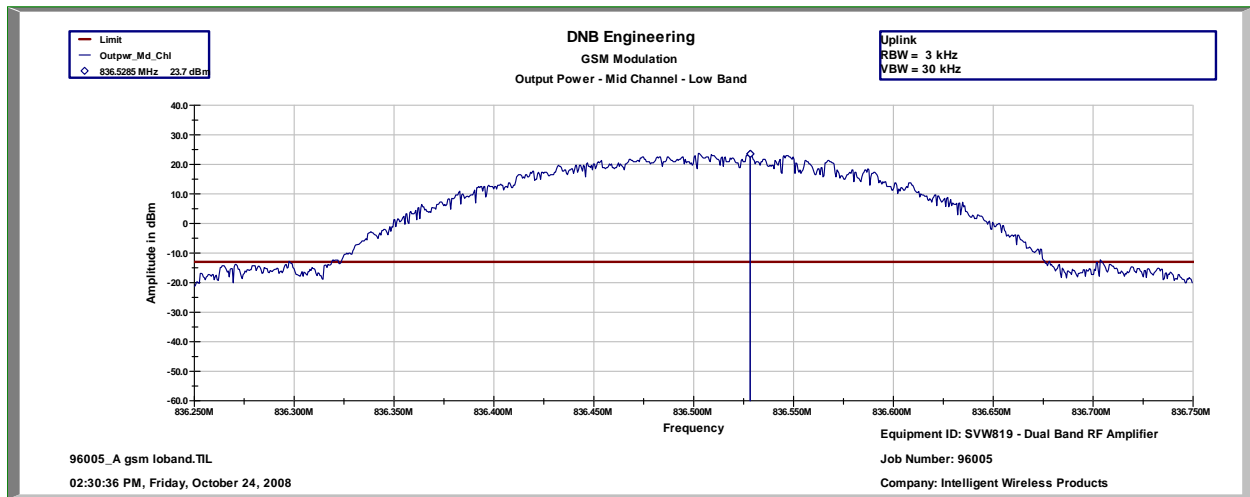



FIGURE 5: OUTPUT POWER PLOTS, UPLINK.

	1100 E Chalk Creek Road Coalville, UT 84017 (435) 336-4433 FAX (435) 336-4436		<h2>Output Power</h2>	
	DNB Job Number:	96005	Date:	18 Nov 2008
Customer:	Intelligent Wireless Products, Inc.			Conformance Standards [X] IC RSS-131 [X] FCC Part 22 [X] FCC Part 24
Model Number:	SVW819			
Description:	RF amplifier			
	Uplink GSM 848.650 MHz			

Power Meter Measurements					
Channel	Freq (MHz)	dBm	Watts	Limit	Result
High	848.650	31.70	1.479	7.00	Pass

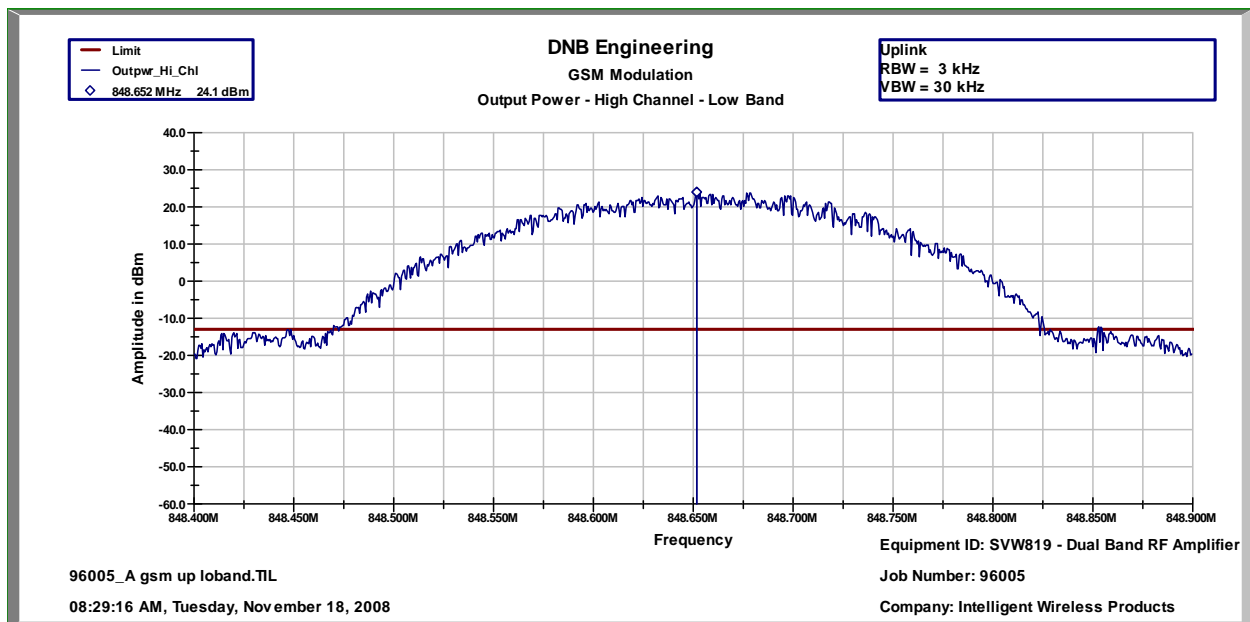



FIGURE 5: OUTPUT POWER PLOTS, UPLINK.

	1100 E Chalk Creek Road Coalville, UT 84017 (435) 336-4433 FAX (435) 336-4436		<h2>Output Power</h2>	
	DNB Job Number: 96005	Date: 24 Oct 2008	Conformance Standards [X] IC RSS-131 [X] FCC Part 22 [X] FCC Part 24	
Customer: Intelligent Wireless Products, Inc.				
Model Number: SVW819				
Description: RF amplifier				
	Uplink GSM 1850.350 MHz			

Power Meter Measurements					
Channel	Freq (MHz)	dBm	Watts	Limit	Result
Low	1850.350	30.76	1.191	2.00	Pass

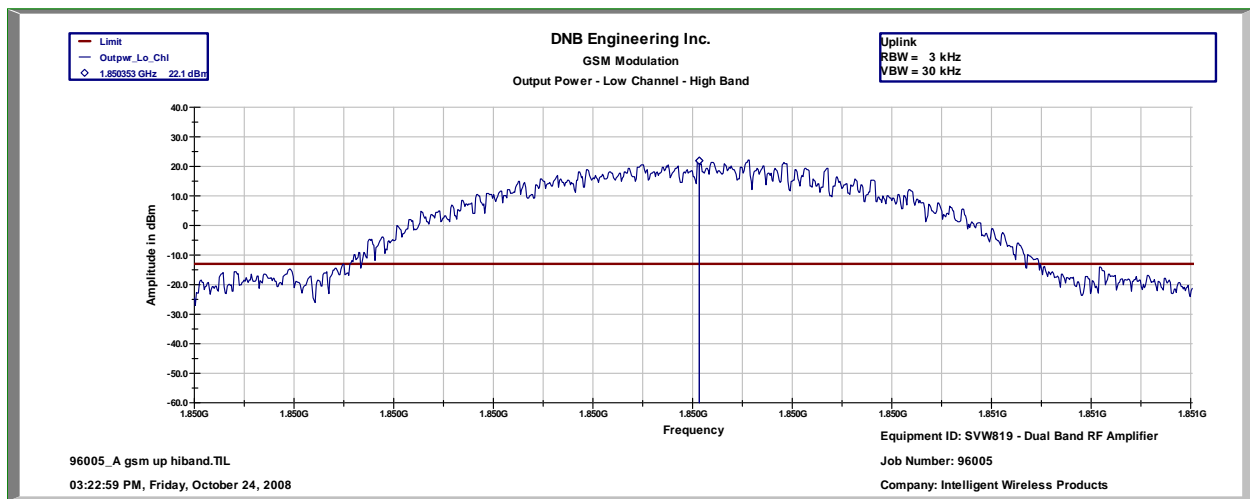



FIGURE 5: OUTPUT POWER PLOTS, UPLINK.

	1100 E Chalk Creek Road Coalville, UT 84017 (435) 336-4433 FAX (435) 336-4436		<h2>Output Power</h2>	
	DNB Job Number: 96005	Date: 24 Oct 2008	Conformance Standards [X] IC RSS-131 [X] FCC Part 22 [X] FCC Part 24	
Customer: Intelligent Wireless Products, Inc.				
Model Number: SVW819				
Description: RF amplifier				
	Uplink GSM 1880.000 MHz			

Power Meter Measurements					
Channel	Freq (MHz)	dBm	Watts	Limit	Result
Mid	1880.000	30.21	1.050	2.00	Pass

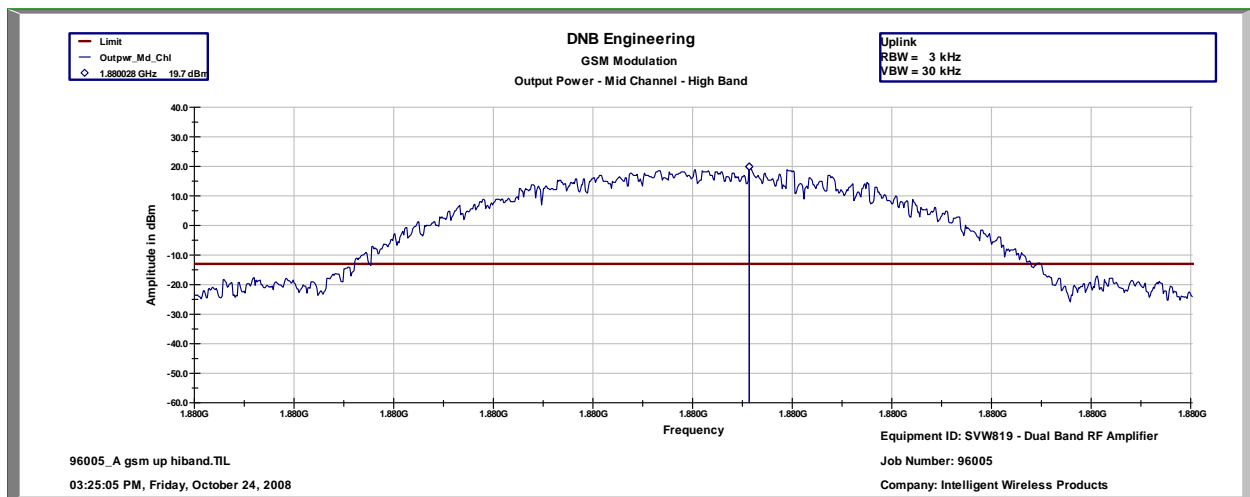



FIGURE 5: OUTPUT POWER PLOTS, UPLINK.

	1100 E Chalk Creek Road Coalville, UT 84017 (435) 336-4433 FAX (435) 336-4436		<h2>Output Power</h2>	
	DNB Job Number: 96005	Date: 24 Oct 2008	Conformance Standards [X] IC RSS-131 [X] FCC Part 22 [X] FCC Part 24	
Customer: Intelligent Wireless Products, Inc.	Model Number: SVW819			
Description: RF amplifier	Uplink GSM 1909.650 MHz			

Power Meter Measurements					
Channel	Freq (MHz)	dBm	Watts	Limit	Result
High	1909.650	28.32	0.679	2.00	Pass

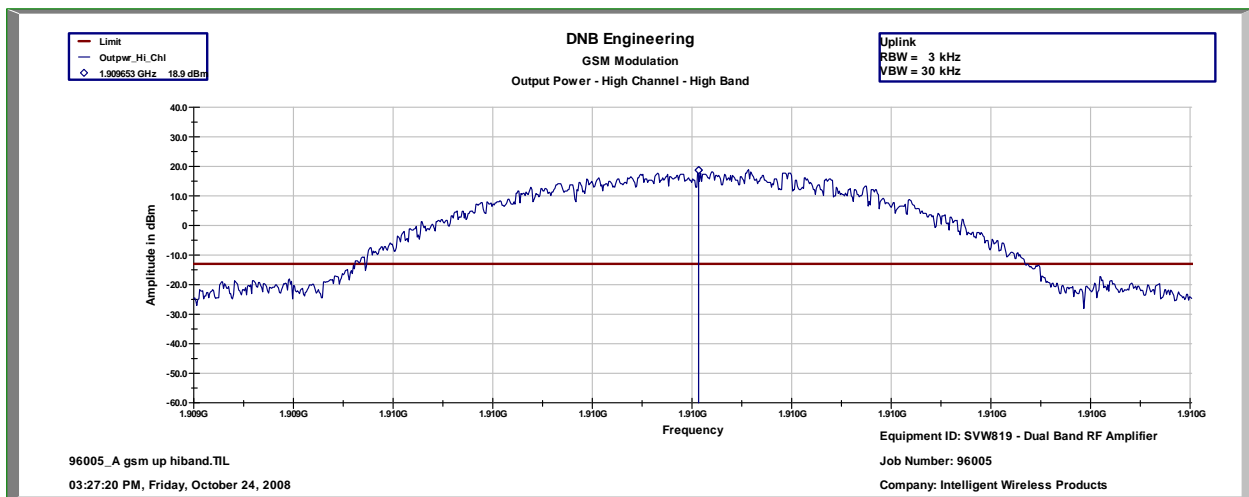



FIGURE 5: OUTPUT POWER PLOTS, UPLINK.

	1100 E Chalk Creek Road Coalville, UT 84017 (435) 336-4433 FAX (435) 336-4436		<h2>Output Power</h2>	
	DNB Job Number: 96005	Date: 18 Nov 2008	Conformance Standards [X] IC RSS-131 [X] FCC Part 22 [X] FCC Part 24	
Customer: Intelligent Wireless Products, Inc.	Model Number: SVW819			
Description: RF amplifier	Uplink TDMA 824.075 MHz			

Power Meter Measurements					
Channel	Freq (MHz)	dBm	Watts	Limit	Result
Low	824.075	33.11	2.046	7.00	Pass

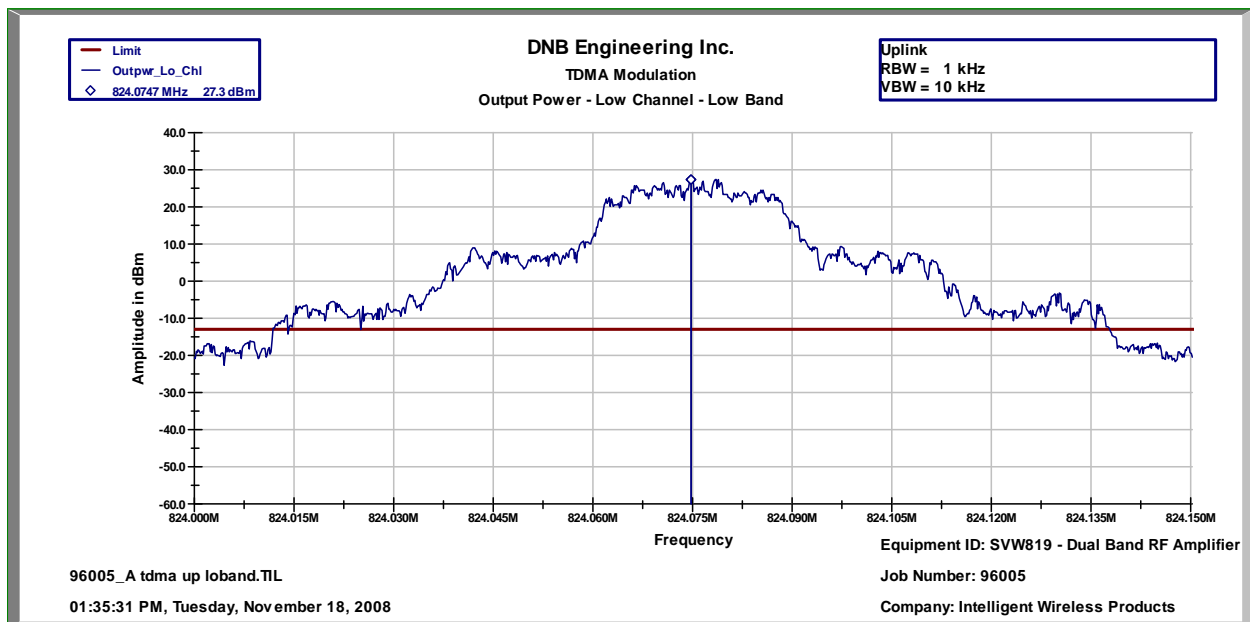



FIGURE 5: OUTPUT POWER PLOTS, UPLINK.

	1100 E Chalk Creek Road Coalville, UT 84017 (435) 336-4433 FAX (435) 336-4436		<h2>Output Power</h2>	
	DNB Job Number: 96005	Date: 18 Nov 2008	Conformance Standards [X] IC RSS-131 [X] FCC Part 22 [X] FCC Part 24	
Customer: Intelligent Wireless Products, Inc.	Model Number: SVW819			
Description: RF amplifier	Uplink TDMA 836.500 MHz			

Power Meter Measurements					
Channel	Freq (MHz)	dBm	Watts	Limit	Result
Mid	836.500	33.07	2.028	7.00	Pass

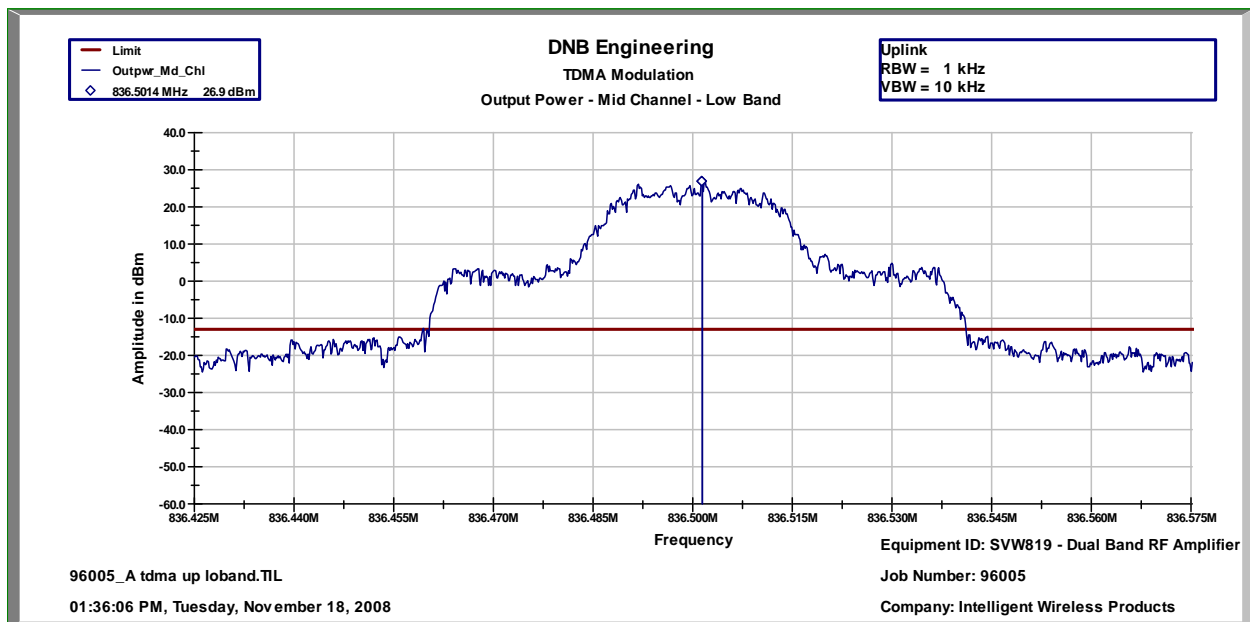



FIGURE 5: OUTPUT POWER PLOTS, UPLINK.

	1100 E Chalk Creek Road Coalville, UT 84017 (435) 336-4433 FAX (435) 336-4436		<h2>Output Power</h2>	
	DNB Job Number: 96005	Date: 18 Nov 2008	Conformance Standards [X] IC RSS-131 [X] FCC Part 22 [X] FCC Part 24	
Customer: Intelligent Wireless Products, Inc.				
Model Number: SVW819				
Description: RF amplifier Uplink TDMA 848.925 MHz				

Power Meter Measurements					
Channel	Freq (MHz)	dBm	Watts	Limit	Result
High	848.925	31.81	1.517	7.00	Pass

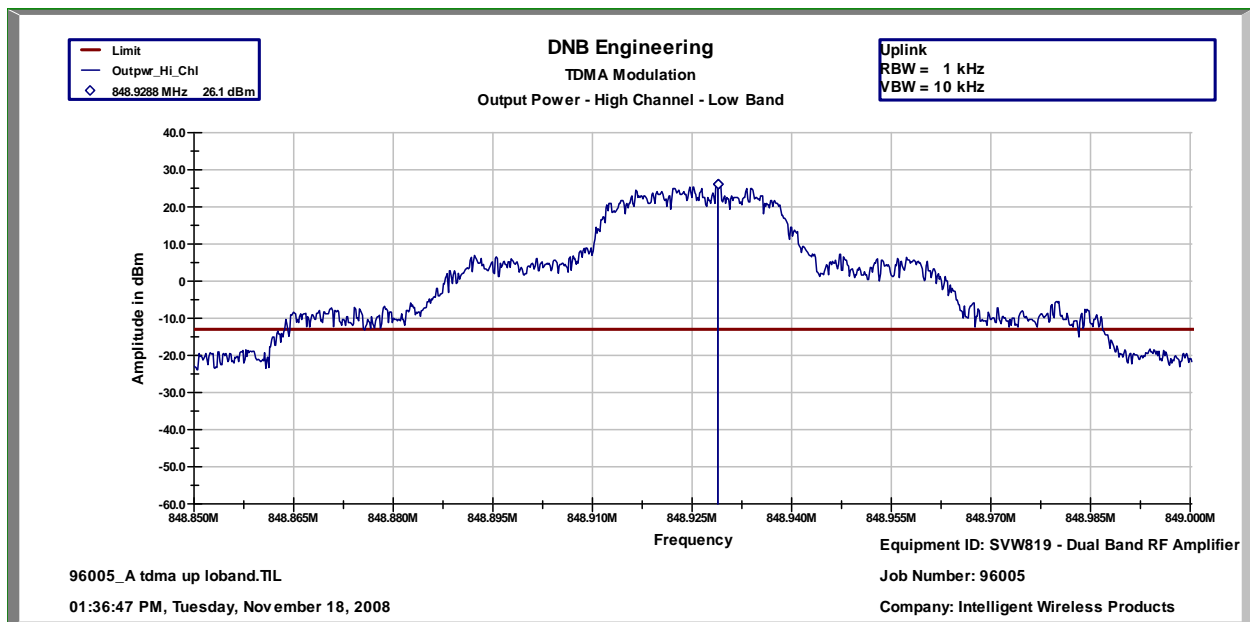


FIGURE 5: OUTPUT POWER PLOTS, UPLINK.

	1100 E Chalk Creek Road Coalville, UT 84017 (435) 336-4433 FAX (435) 336-4436		<h2>Output Power</h2>	
	DNB Job Number: 96005	Date: 17 Nov 2008	Conformance Standards [X] IC RSS-131 [X] FCC Part 22 [X] FCC Part 24	
Customer: Intelligent Wireless Products, Inc.				
Model Number: SVW819				
Description: RF amplifier				
	Uplink TDMA 1850.075 MHz			

Power Meter Measurements					
Channel	Freq (MHz)	dBm	Watts	Limit	Result
Low	1850.075	30.04	1.009	2.00	Pass

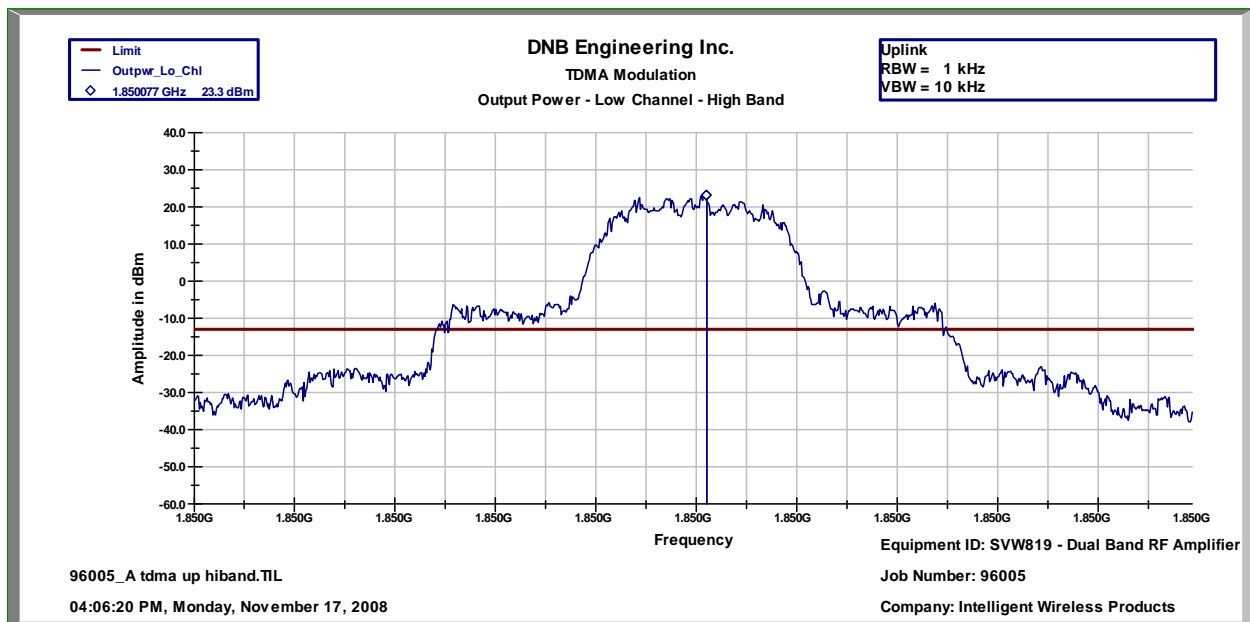


FIGURE 5: OUTPUT POWER PLOTS, UPLINK.

	1100 E Chalk Creek Road Coalville, UT 84017 (435) 336-4433 FAX (435) 336-4436		<h2>Output Power</h2>	
	DNB Job Number:	96005	Date:	17 Nov 2008
Customer:	Intelligent Wireless Products, Inc.			Conformance Standards [X] IC RSS-131 [X] FCC Part 22 [X] FCC Part 24
Model Number:	SVW819			
Description:	RF amplifier			
	Uplink TDMA 1880.000 MHz			

Power Meter Measurements					
Channel	Freq (MHz)	dBm	Watts	Limit	Result
Mid	1880.000	29.71	0.935	2.00	Pass

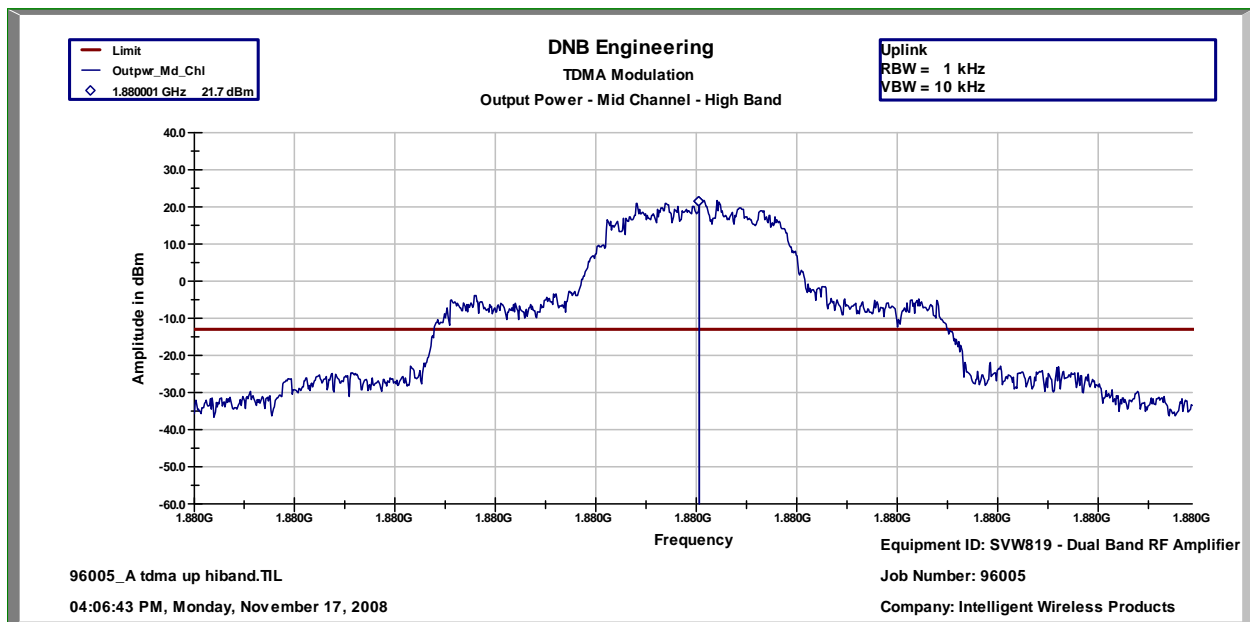



FIGURE 5: OUTPUT POWER PLOTS, UPLINK.

	1100 E Chalk Creek Road Coalville, UT 84017 (435) 336-4433 FAX (435) 336-4436		<h2>Output Power</h2>	
	DNB Job Number: 96005	Date: 17 Nov 2008	Conformance Standards [X] IC RSS-131 [X] FCC Part 22 [X] FCC Part 24	
Customer: Intelligent Wireless Products, Inc.	Model Number: SVW819			
Description: RF amplifier	Uplink TDMA 1909.925 MHz			

Power Meter Measurements					
Channel	Freq (MHz)	dBm	Watts	Limit	Result
High	1909.925	27.93	0.621	2.00	Pass

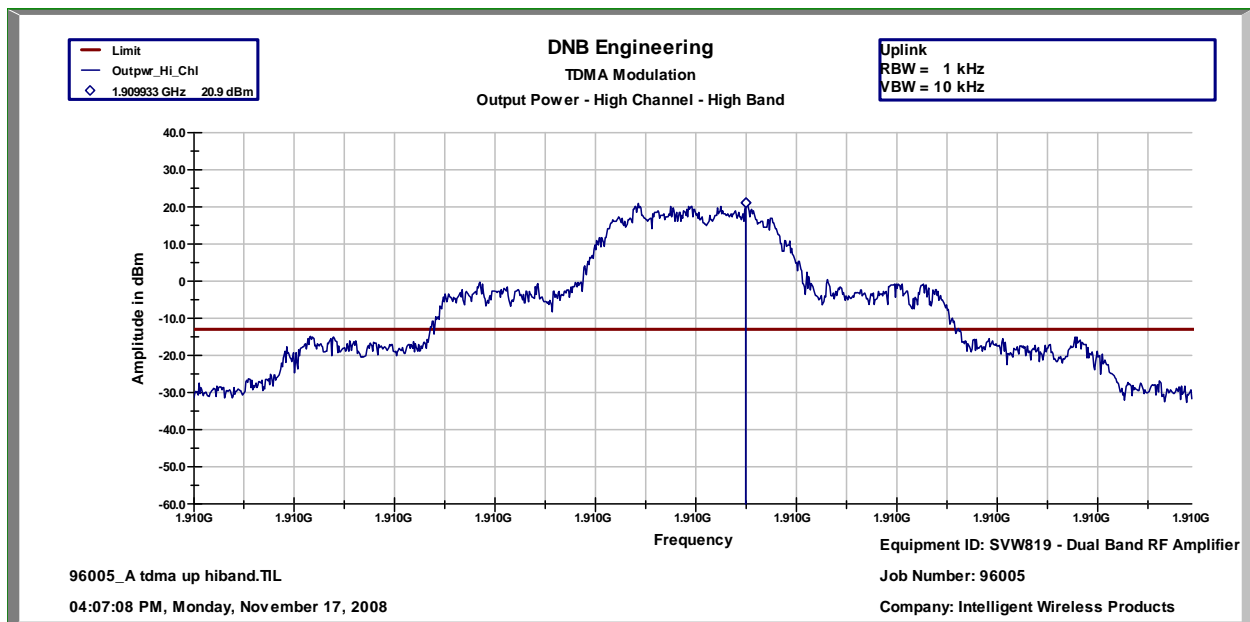



FIGURE 5: OUTPUT POWER PLOTS, UPLINK.

	1100 E Chalk Creek Road Coalville, UT 84017 (435) 336-4433 FAX (435) 336-4436		<h2>Output Power</h2>	
	DNB Job Number: 96005	Date: 24 Oct 2008	Conformance Standards [X] IC RSS-131 [X] FCC Part 22 [X] FCC Part 24	
Customer: Intelligent Wireless Products, Inc.	Model Number: SVW819			
Description: RF amplifier	Uplink CDMA 1851.000 MHz			

Power Meter Measurements					
Channel	Freq (MHz)	dBm	Watts	Limit	Result
Low	1851.000	29.41	0.873	2.00	Pass

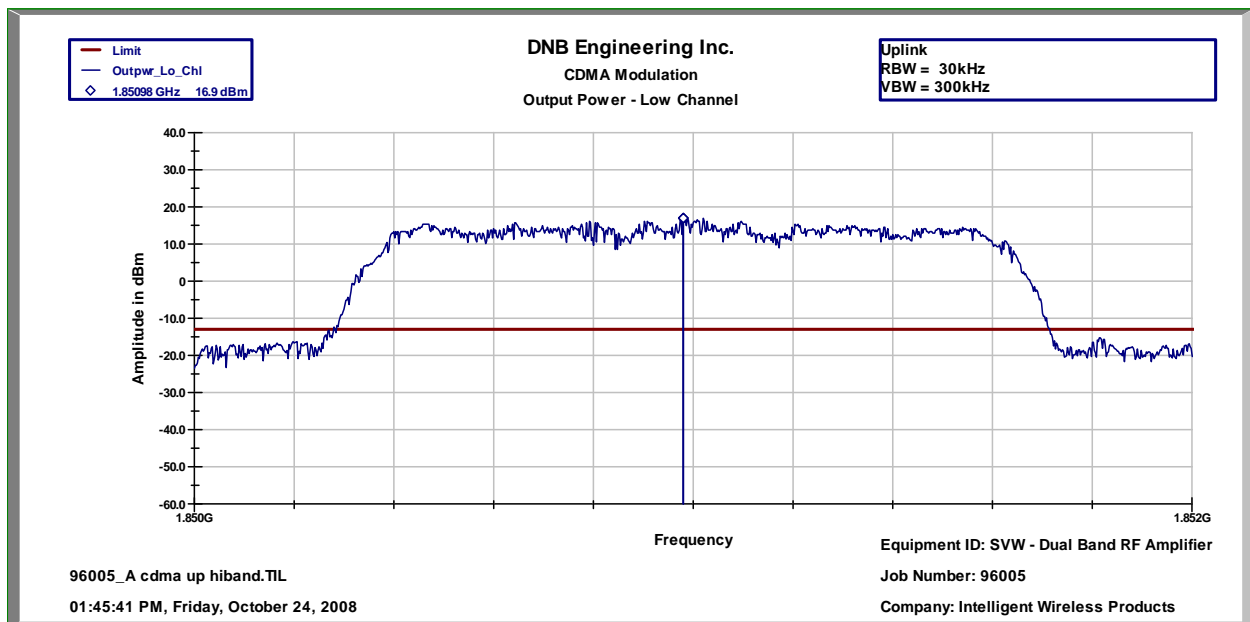



FIGURE 5: OUTPUT POWER PLOTS, UPLINK.

	1100 E Chalk Creek Road Coalville, UT 84017 (435) 336-4433 FAX (435) 336-4436		<h2>Output Power</h2>	
	DNB Job Number: 96005	Date: 24 Oct 2008	Conformance Standards [X] IC RSS-131 [X] FCC Part 22 [X] FCC Part 24	
Customer: Intelligent Wireless Products, Inc.	Model Number: SVW819			
Description: RF amplifier	Uplink CDMA 1880.000 MHz			

Power Meter Measurements					
Channel	Freq (MHz)	dBm	Watts	Limit	Result
Mid	1880.000	29.07	0.807	2.00	Pass

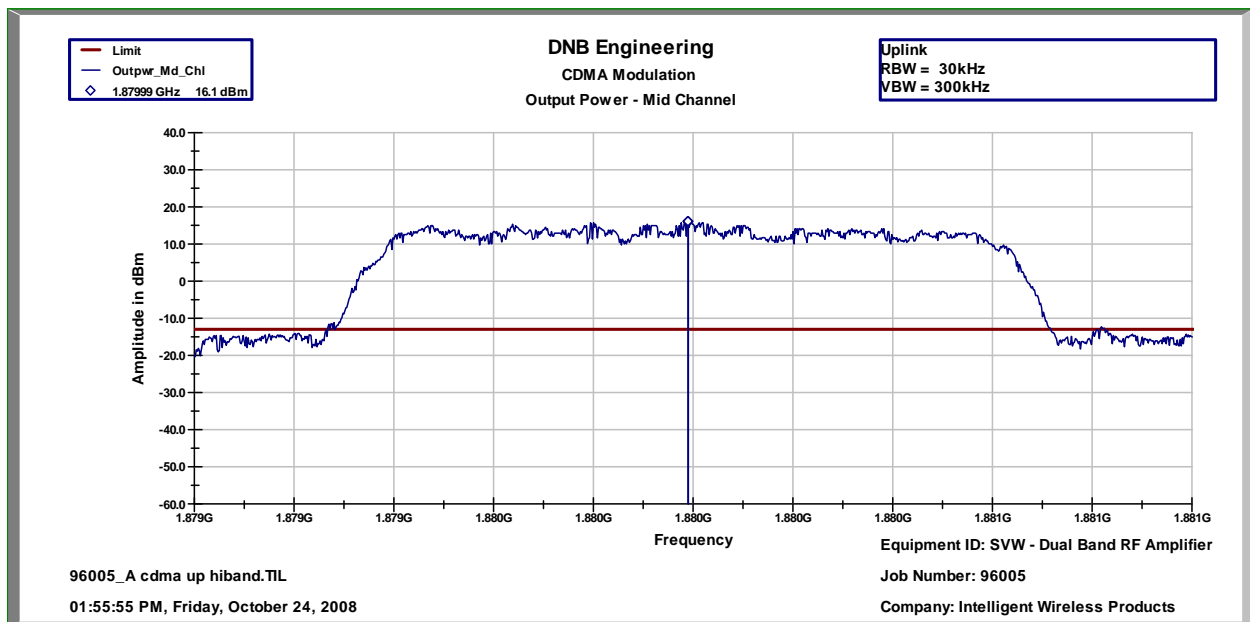



FIGURE 5: OUTPUT POWER PLOTS, UPLINK.

	1100 E Chalk Creek Road Coalville, UT 84017 (435) 336-4433 FAX (435) 336-4436		<h2>Output Power</h2>	
	DNB Job Number: 96005	Date: 24 Oct 2008	Conformance Standards [X] IC RSS-131 [X] FCC Part 22 [X] FCC Part 24	
Customer: Intelligent Wireless Products, Inc.	Model Number: SVW819			
Description: RF amplifier	Uplink CDMA 1909.000MHz			

Power Meter Measurements					
Channel	Freq (MHz)	dBm	Watts	Limit	Result
High	1909.000	27.53	0.566	2.00	Pass

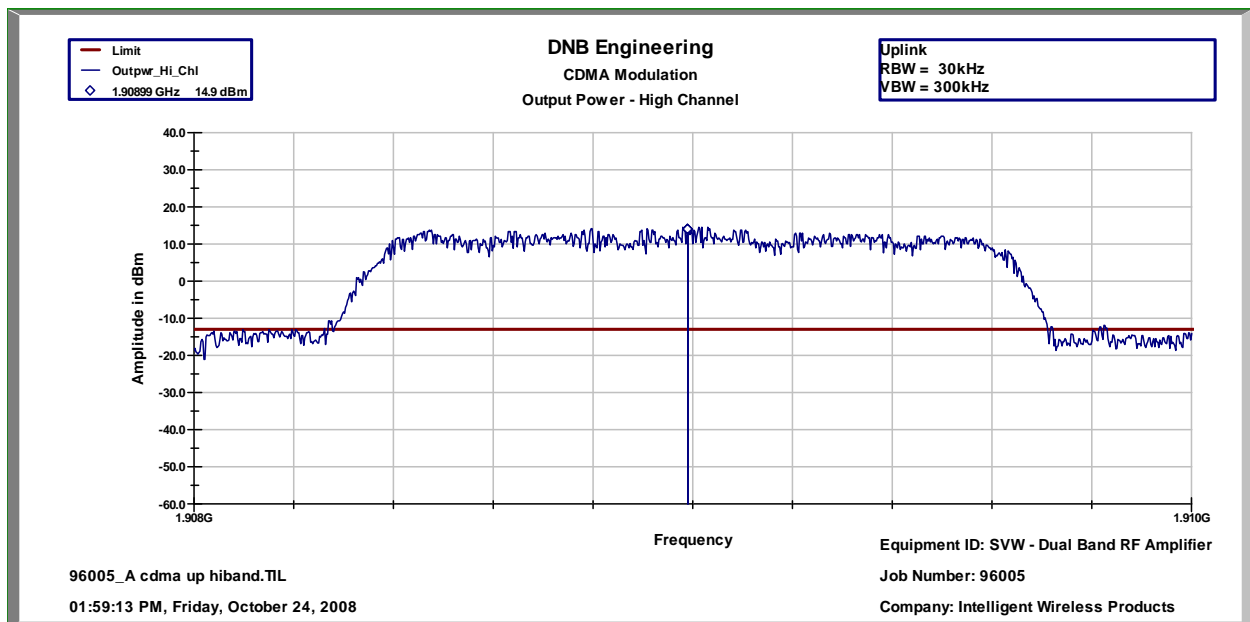



FIGURE 5: OUTPUT POWER PLOTS, DOWNLINK.

	1100 E Chalk Creek Road Coalville, UT 84017 (435) 336-4433 FAX (435) 336-4436		<h2>Output Power</h2>	
	DNB Job Number: 96005	Date: 24 Oct 2008		Conformance Standards [X] IC RSS-131 [X] FCC Part 22 [X] FCC Part 24
Customer: Intelligent Wireless Products, Inc.				
Model Number: SVW819				
Description: RF amplifier				
Downlink GSM 869.350 MHz				

Power Meter Measurements					
Channel	Freq (MHz)	dBm	Watts	Limit	Result
Low	869.350	11.72	0.015	7.00	Pass

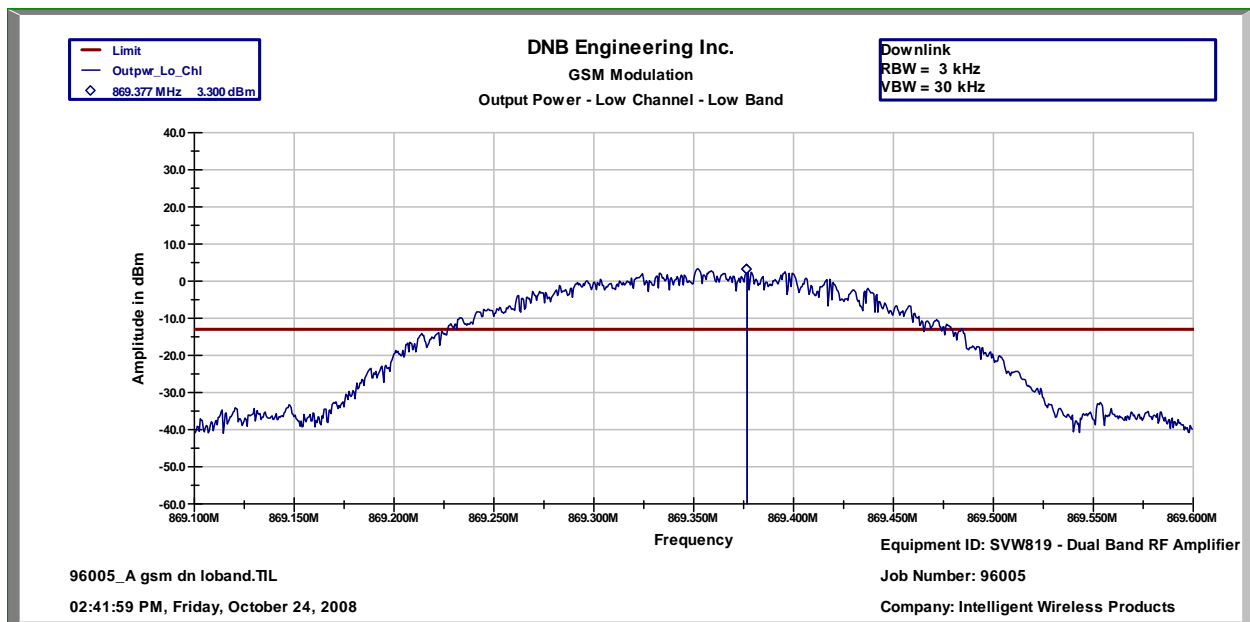



FIGURE 5: OUTPUT POWER PLOTS, DOWNLINK.

	1100 E Chalk Creek Road Coalville, UT 84017 (435) 336-4433 FAX (435) 336-4436		<h2>Output Power</h2>	
	DNB Job Number: 96005	Date: 24 Oct 2008	Conformance Standards [X] IC RSS-131 [X] FCC Part 22 [X] FCC Part 24	
Customer: Intelligent Wireless Products, Inc.				
Model Number: SVW819				
Description: RF amplifier Downlink GSM 881.500 MHz				

Power Meter Measurements					
Channel	Freq (MHz)	dBm	Watts	Limit	Result
Mid	881.500	14.88	0.031	7.00	Pass

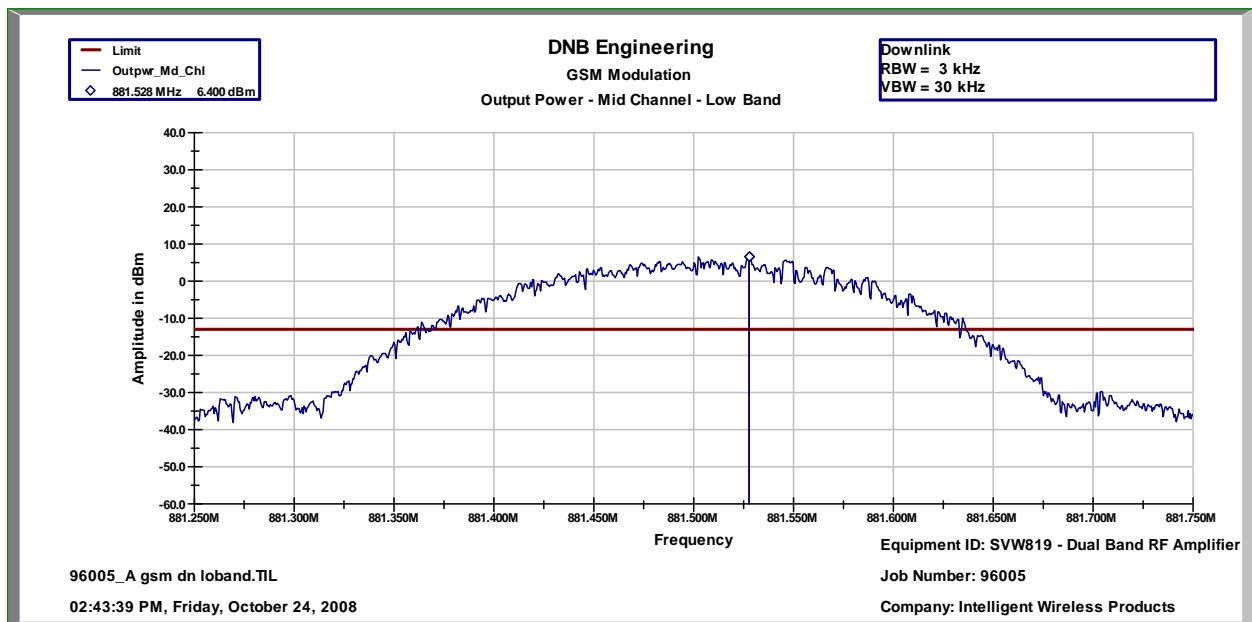


FIGURE 5: OUTPUT POWER PLOTS, DOWNLINK.

	1100 E Chalk Creek Road Coalville, UT 84017 (435) 336-4433 FAX (435) 336-4436		<h2>Output Power</h2>	
	DNB Job Number: 96005	Date: 24 Oct 2008	Conformance Standards [X] IC RSS-131 [X] FCC Part 22 [X] FCC Part 24	
Customer: Intelligent Wireless Products, Inc.	Model Number: SVW819			
Description: RF amplifier	Downlink GSM 893.650 MHz			

Power Meter Measurements					
Channel	Freq (MHz)	dBm	Watts	Limit	Result
High	893.650	14.33	0.027	7.00	Pass

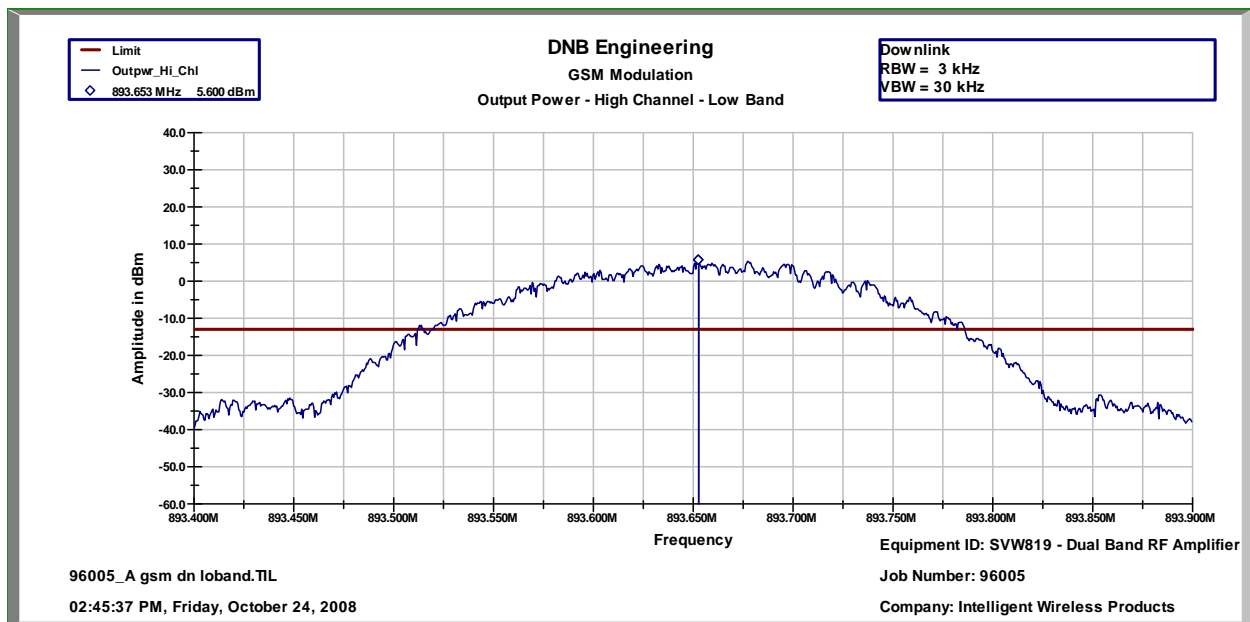



FIGURE 5: OUTPUT POWER PLOTS, DOWNLINK.

	1100 E Chalk Creek Road Coalville, UT 84017 (435) 336-4433 FAX (435) 336-4436		<h2>Output Power</h2>	
	DNB Job Number: 96005	Date: 24 Oct 2008		Conformance Standards [X] IC RSS-131 [X] FCC Part 22 [X] FCC Part 24
Customer: Intelligent Wireless Products, Inc.				
Model Number: SVW819				
Description: RF amplifier				
	Downlink GSM 1930.350 MHz			

Power Meter Measurements					
Channel	Freq (MHz)	dBm	Watts	Limit	Result
Low	1930.350	2.84	0.0019	2.00	Pass

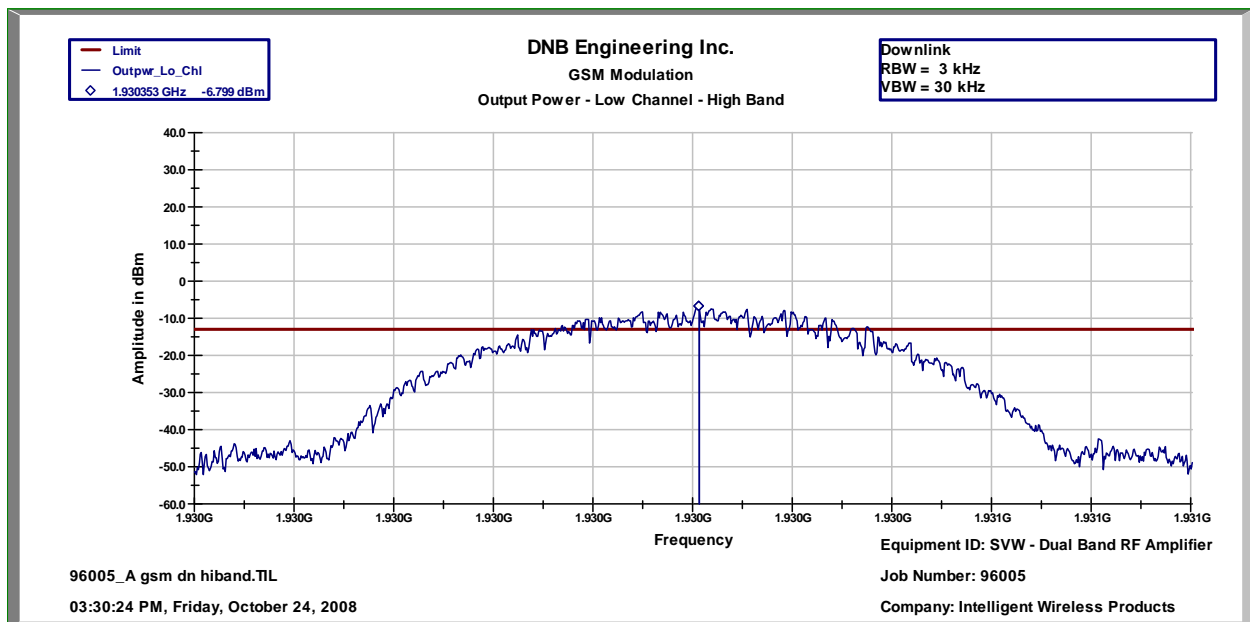



FIGURE 5: OUTPUT POWER PLOTS, DOWNLINK.

	1100 E Chalk Creek Road Coalville, UT 84017 (435) 336-4433 FAX (435) 336-4436		<h2>Output Power</h2>	
	DNB Job Number: 96005	Date: 24 Oct 2008	Conformance Standards [X] IC RSS-131 [X] FCC Part 22 [X] FCC Part 24	
Customer: Intelligent Wireless Products, Inc.	Model Number: SVW819			
Description: RF amplifier	Downlink GSM 1960.000 MHz			

Power Meter Measurements					
Channel	Freq (MHz)	dBm	Watts	Limit	Result
Mid	1960.000	4.64	0.0029	2.00	Pass

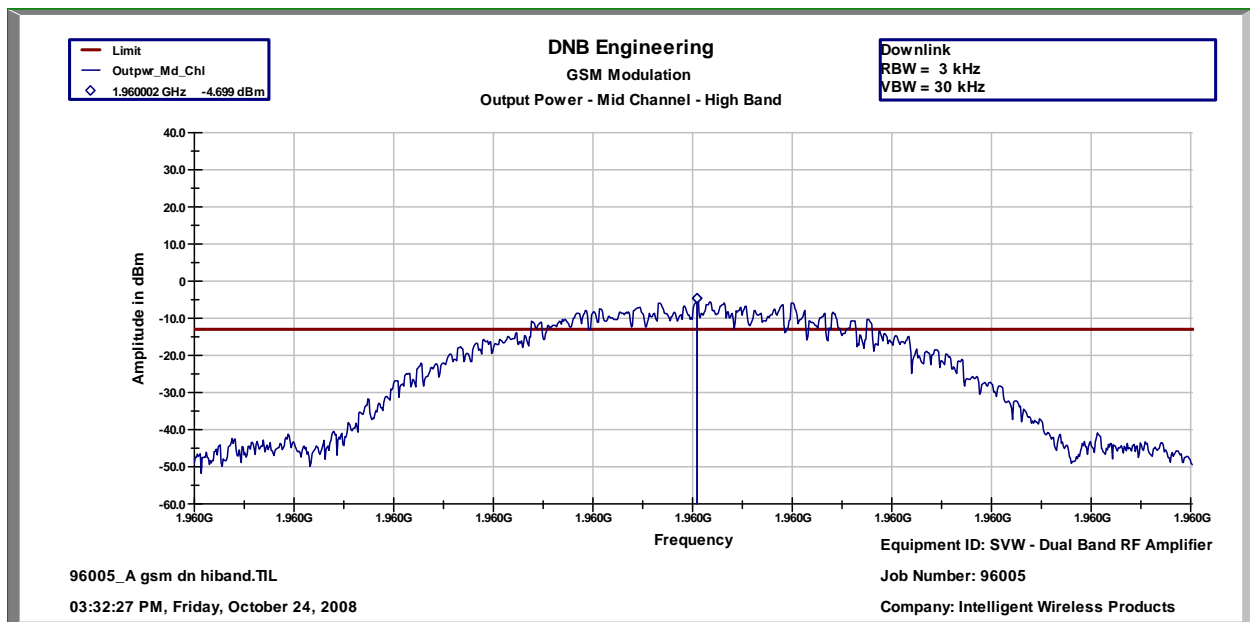



FIGURE 5: OUTPUT POWER PLOTS, DOWNLINK.

	1100 E Chalk Creek Road Coalville, UT 84017 (435) 336-4433 FAX (435) 336-4436		<h2>Output Power</h2>	
	DNB Job Number: 96005	Date: 24 Oct 2008	Conformance Standards [X] IC RSS-131 [X] FCC Part 22 [X] FCC Part 24	
Customer: Intelligent Wireless Products, Inc.	Model Number: SVW819			
Description: RF amplifier	Downlink GSM 1989.650 MHz			

Power Meter Measurements					
Channel	Freq (MHz)	dBm	Watts	Limit	Result
High	1989.650	5.05	0.0032	2.00	Pass

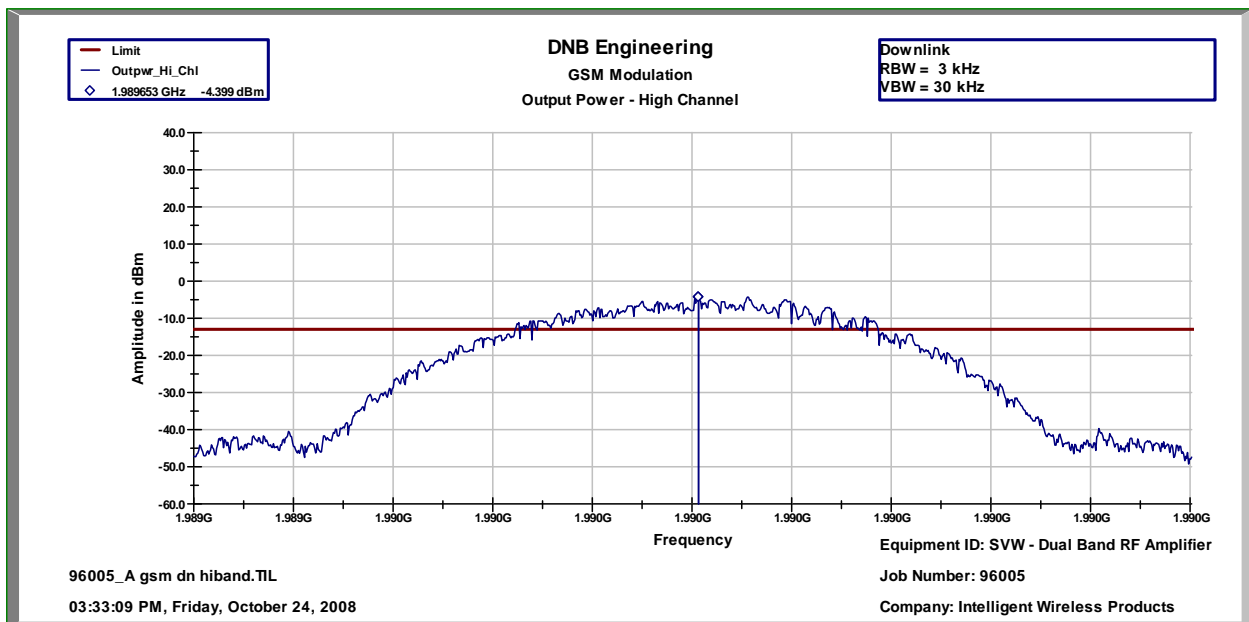



FIGURE 5: OUTPUT POWER PLOTS, DOWNLINK.

	1100 E Chalk Creek Road Coalville, UT 84017 (435) 336-4433 FAX (435) 336-4436		<h2>Output Power</h2>	
	DNB Job Number: 96005	Date: 27 Oct 2008	Conformance Standards [X] IC RSS-131 [X] FCC Part 22 [X] FCC Part 24	
Customer: Intelligent Wireless Products, Inc.	Model Number: SVW819			
Description: RF amplifier	Downlink TDMA 869.075 MHz			

Power Meter Measurements					
Channel	Freq (MHz)	dBm	Watts	Limit	Result
Low	869.075	11.89	0.015	7.00	Pass

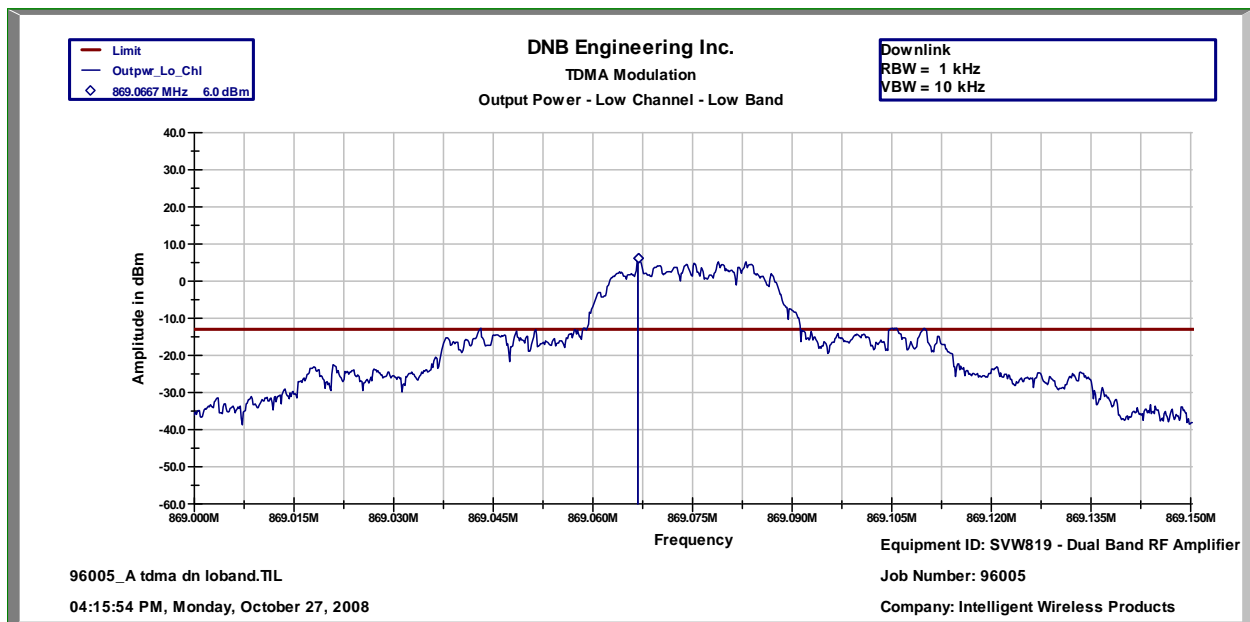



FIGURE 5: OUTPUT POWER PLOTS, DOWNLINK.

	1100 E Chalk Creek Road Coalville, UT 84017 (435) 336-4433 FAX (435) 336-4436		<h2>Output Power</h2>	
	DNB Job Number:	96005	Date:	27 Oct 2008
Customer:	Intelligent Wireless Products, Inc.			Conformance Standards [X] IC RSS-131 [X] FCC Part 22 [X] FCC Part 24
Model Number:	SVW819			
Description:	RF amplifier			
	Downlink TDMA 881.500 MHz			

Power Meter Measurements					
Channel	Freq (MHz)	dBm	Watts	Limit	Result
Mid	881.500	14.69	0.029	7.00	Pass

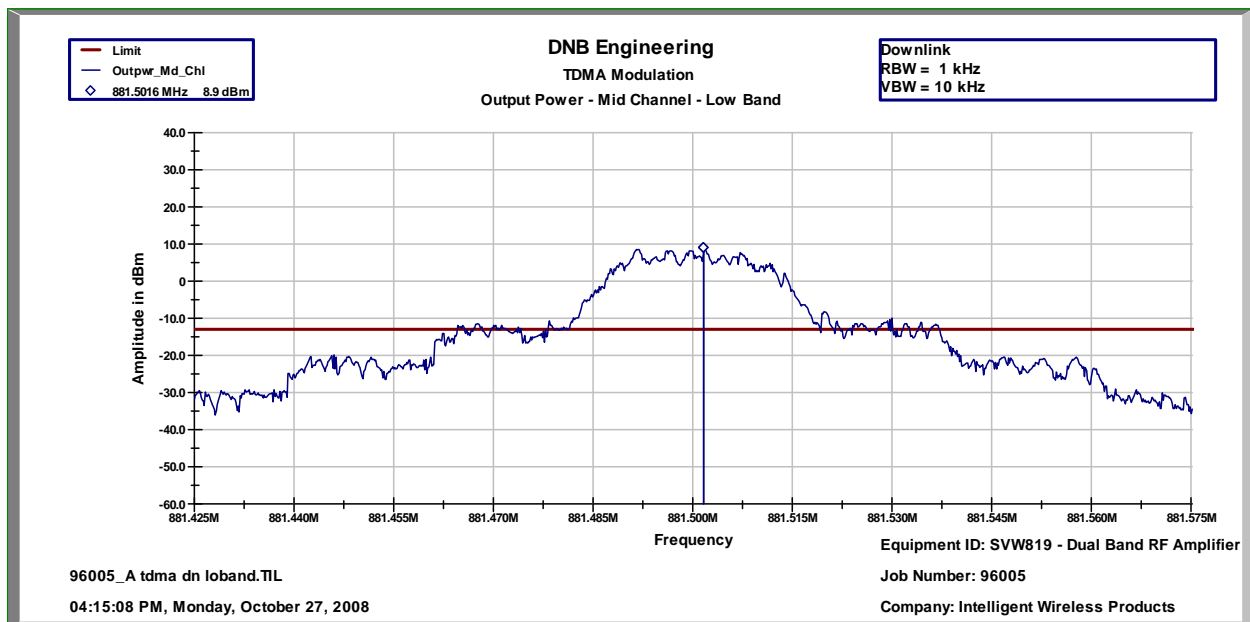



FIGURE 5: OUTPUT POWER PLOTS, DOWNLINK.

	1100 E Chalk Creek Road Coalville, UT 84017 (435) 336-4433 FAX (435) 336-4436		<h2>Output Power</h2>	
	DNB Job Number: 96005	Date: 27 Oct 2008	Conformance Standards [X] IC RSS-131 [X] FCC Part 22 [X] FCC Part 24	
Customer: Intelligent Wireless Products, Inc.	Model Number: SVW819			
Description: RF amplifier	Downlink TDMA 893.925 MHz			

Power Meter Measurements					
Channel	Freq (MHz)	dBm	Watts	Limit	Result
High	893.925	14.22	0.026	7.00	Pass

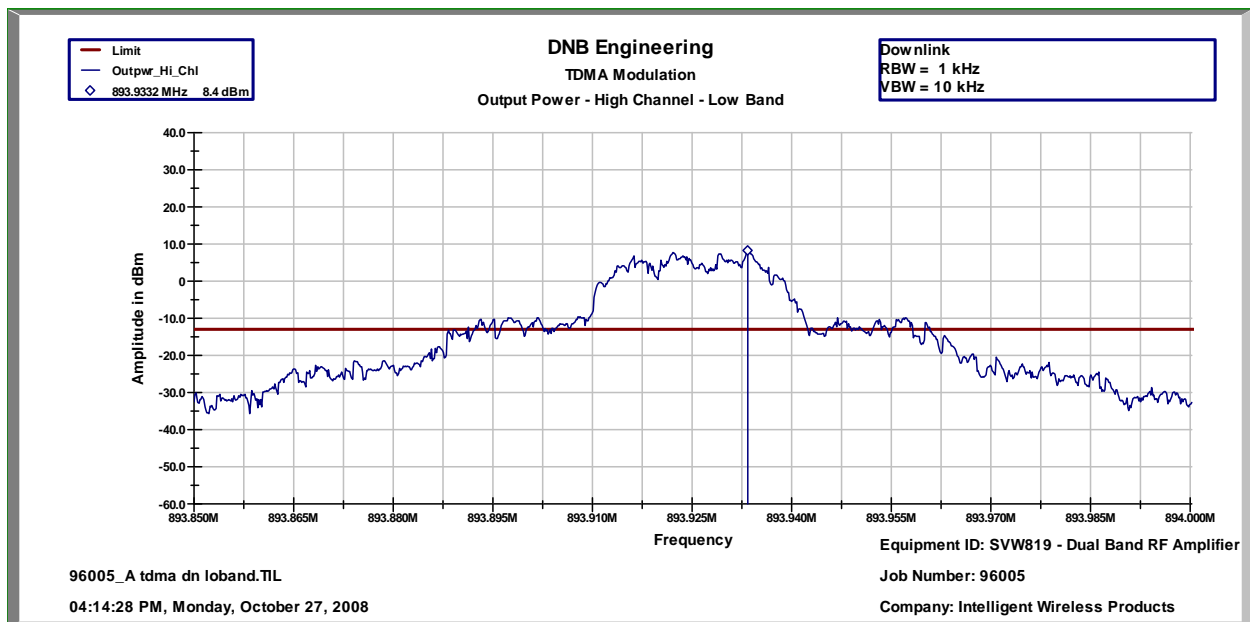



FIGURE 5: OUTPUT POWER PLOTS, DOWNLINK.

	1100 E Chalk Creek Road Coalville, UT 84017 (435) 336-4433 FAX (435) 336-4436		<h2>Output Power</h2>	
	DNB Job Number: 96005	Date: 12 Nov 2008	Conformance Standards [X] IC RSS-131 [X] FCC Part 22 [X] FCC Part 24	
Customer: Intelligent Wireless Products, Inc.				
Model Number: SVW819				
Description: RF amplifier Downlink TDMA 1930.075 MHz				

Power Meter Measurements					
Channel	Freq (MHz)	dBm	Watts	Limit	Result
Low	1930.075	2.84	0.0019	2.00	Pass

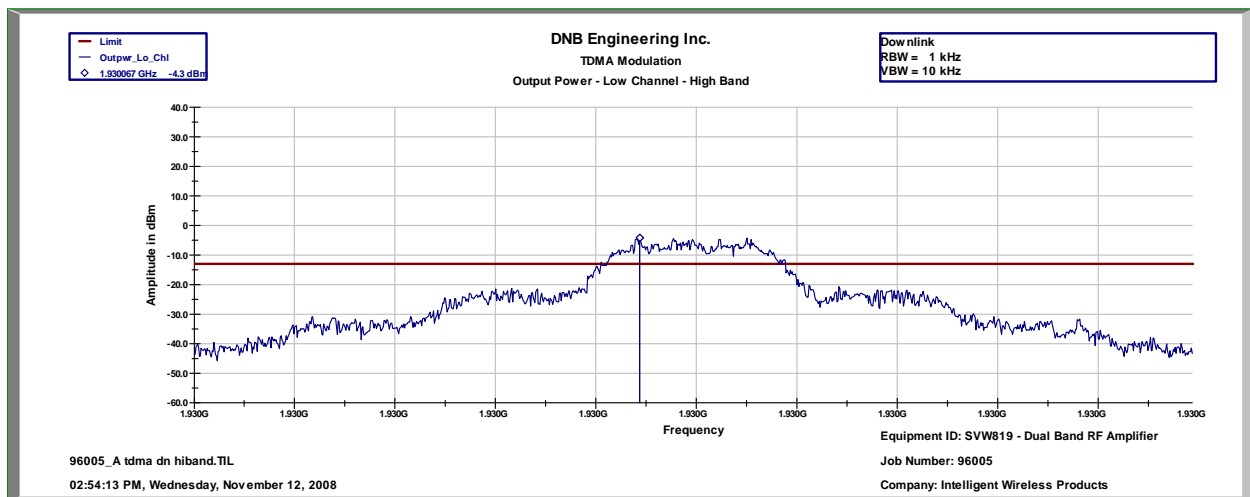



FIGURE 5: OUTPUT POWER PLOTS, DOWNLINK.

	1100 E Chalk Creek Road Coalville, UT 84017 (435) 336-4433 FAX (435) 336-4436		<h2>Output Power</h2>	
	DNB Job Number: 96005	Date: 12 Nov 2008	Conformance Standards [X] IC RSS-131 [X] FCC Part 22 [X] FCC Part 24	
Customer: Intelligent Wireless Products, Inc.				
Model Number: SVW819				
Description: RF amplifier Downlink TDMA 1960.000 MHz				

Power Meter Measurements					
Channel	Freq (MHz)	dBm	Watts	Limit	Result
Mid	1960.000	4.66	0.0029	2.00	Pass

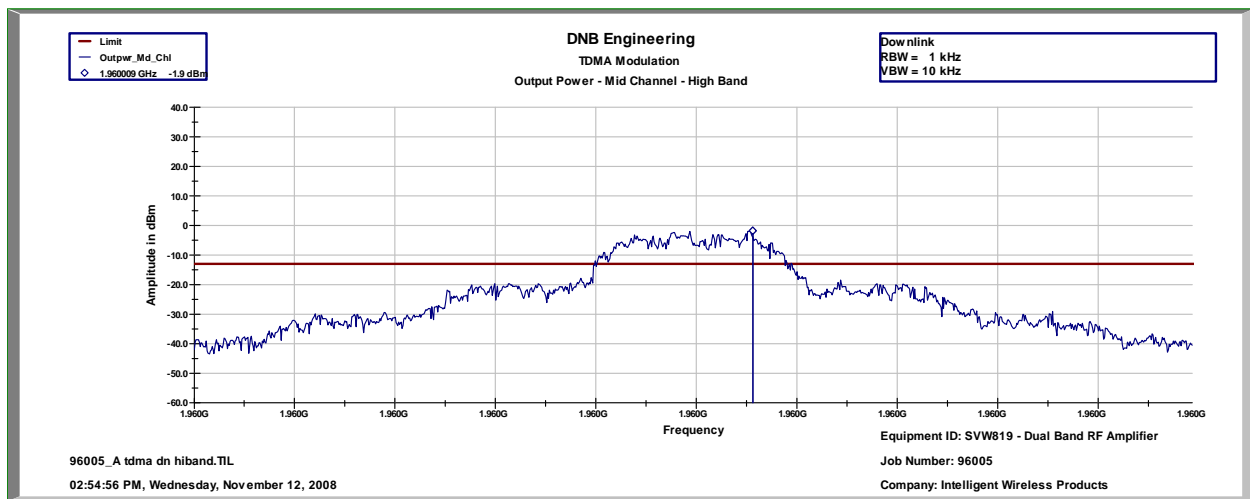



FIGURE 5: OUTPUT POWER PLOTS, DOWNLINK.

	1100 E Chalk Creek Road Coalville, UT 84017 (435) 336-4433 FAX (435) 336-4436		<h2>Output Power</h2>		
	DNB Job Number:	96005	Date:	12 Nov 2008	
	Customer:	Intelligent Wireless Products, Inc.			Conformance Standards [X] IC RSS-131 [X] FCC Part 22 [X] FCC Part 24
	Model Number:	SVW819			
	Description:	RF amplifier			
	Downlink TDMA 1989.925 MHz				

Power Meter Measurements					
Channel	Freq (MHz)	dBm	Watts	Limit	Result
High	1989.925	5.24	0.0033	2.00	Pass

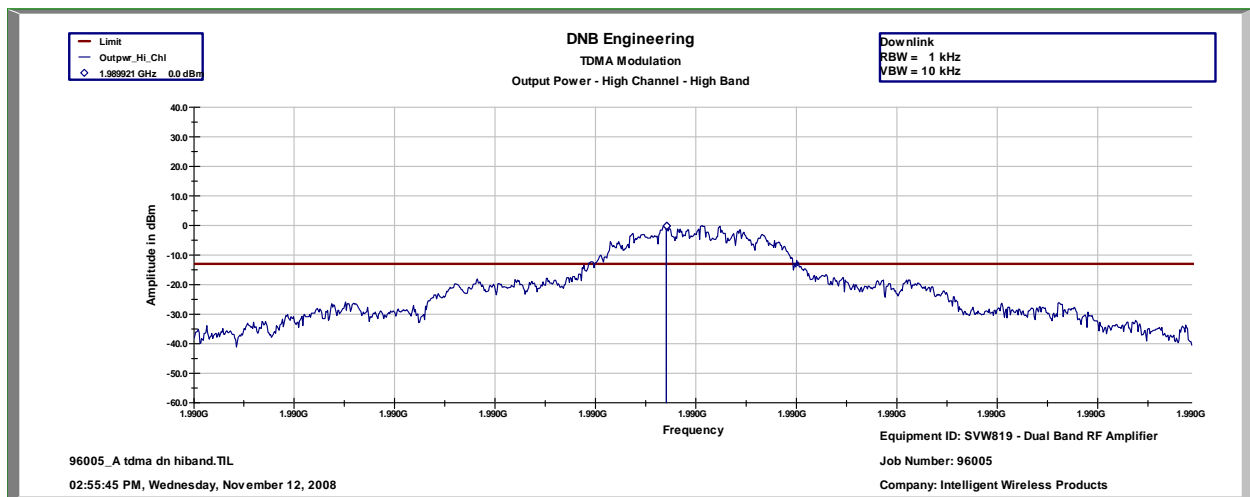



FIGURE 5: OUTPUT POWER PLOTS, DOWNLINK.

	1100 E Chalk Creek Road Coalville, UT 84017 (435) 336-4433 FAX (435) 336-4436		<h2>Output Power</h2>	
	DNB Job Number: 96005	Date: 8 Oct 2008	Conformance Standards [X] IC RSS-131 [X] FCC Part 22 [X] FCC Part 24	
Customer: Intelligent Wireless Products, Inc.	Model Number: SVW819			
Description: RF amplifier	Downlink CDMA 1931.000 MHz			

Power Meter Measurements					
Channel	Freq (MHz)	dBm	Watts	Limit	Result
Low	1931.000	3.25	0.0021	2.00	Pass

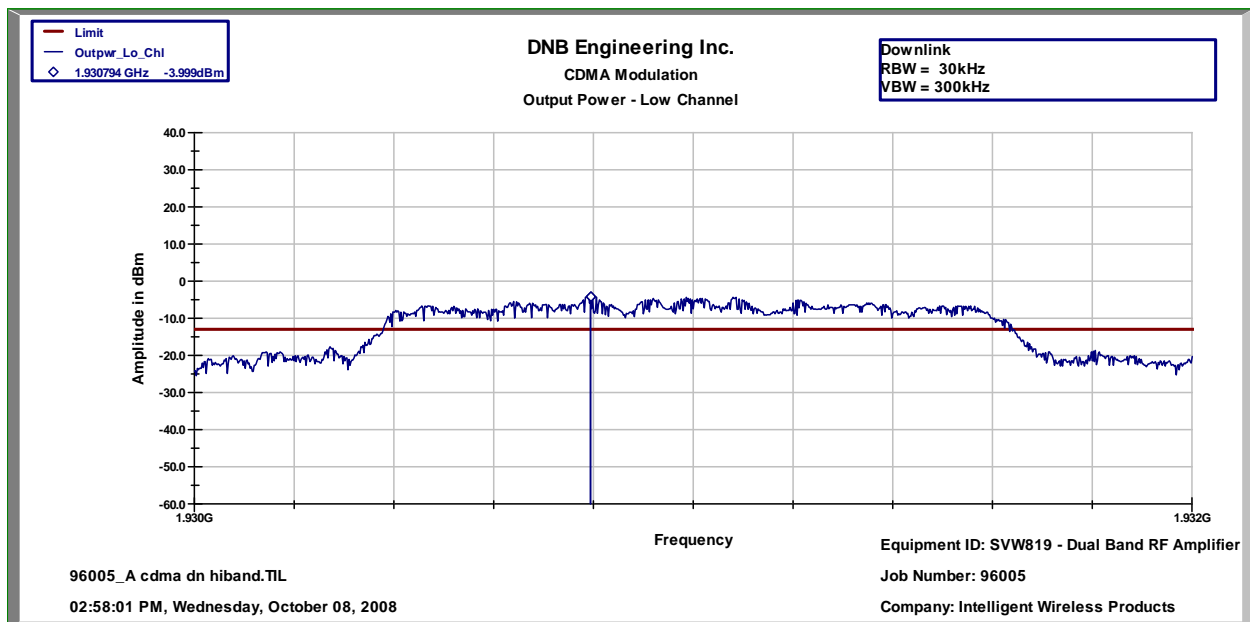



FIGURE 5: OUTPUT POWER PLOTS, DOWNLINK.

	1100 E Chalk Creek Road Coalville, UT 84017 (435) 336-4433 FAX (435) 336-4436		<h2>Output Power</h2>	
	DNB Job Number: 96005	Date: 8 Oct 2008		Conformance Standards [X] IC RSS-131 [X] FCC Part 22 [X] FCC Part 24
Customer: Intelligent Wireless Products, Inc.				
Model Number: SVW819				
Description: RF amplifier				
Downlink CDMA 1960.000 MHz				

Power Meter Measurements					
Channel	Freq (MHz)	dBm	Watts	Limit	Result
Mid	1960.000	4.68	0.0029	2.00	Pass

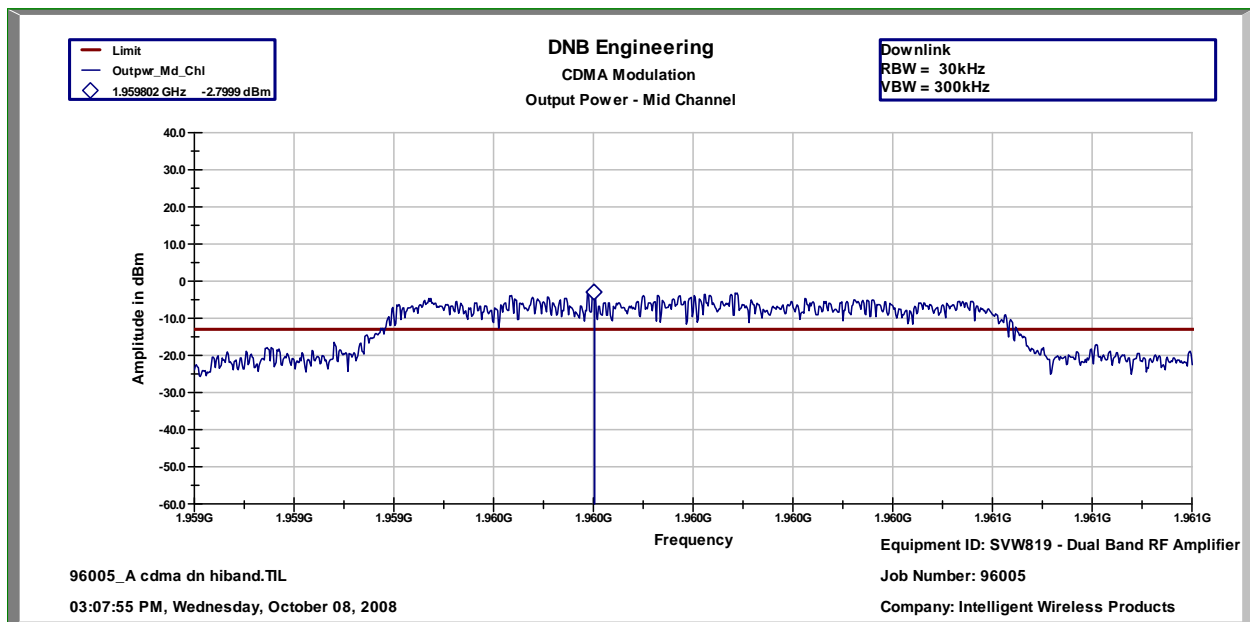

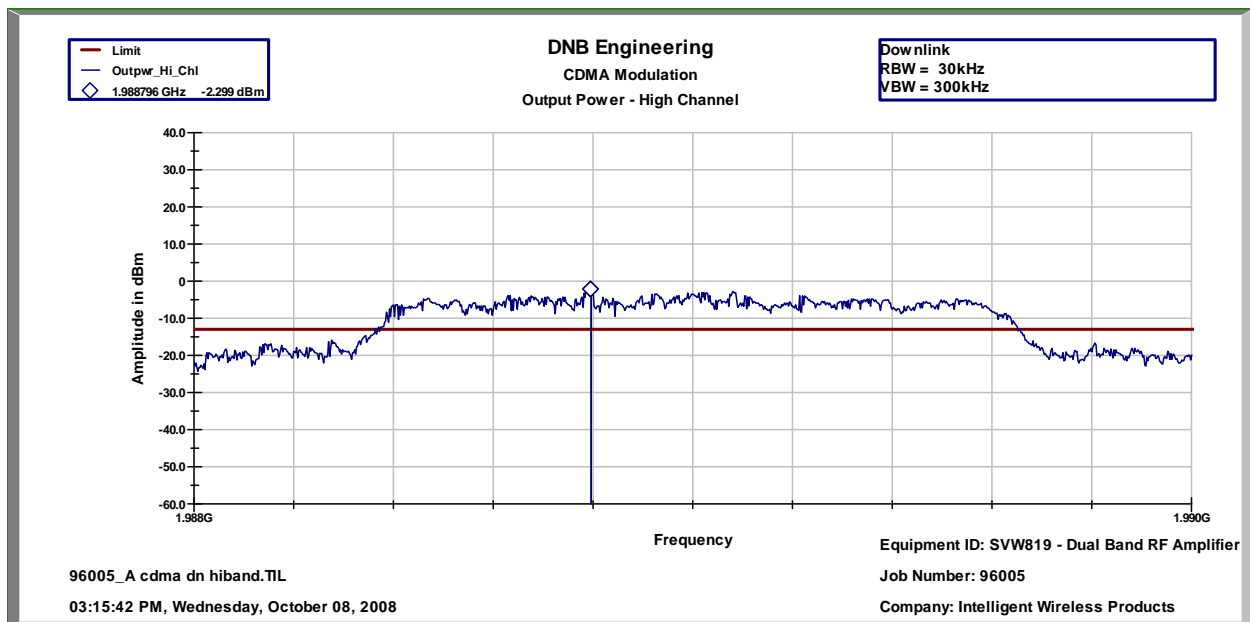


FIGURE 5: OUTPUT POWER PLOTS, DOWNLINK.

	1100 E Chalk Creek Road Coalville, UT 84017 (435) 336-4433 FAX (435) 336-4436		<h2>Output Power</h2>	
	DNB Job Number: 96005	Date: 8 Oct 2008	Conformance Standards [X] IC RSS-131 [X] FCC Part 22 [X] FCC Part 24	
Customer: Intelligent Wireless Products, Inc.	Model Number: SVW819			
Description: RF amplifier	Downlink CDMA 1989.000 MHz			

Power Meter Measurements					
Channel	Freq (MHz)	dBm	Watts	Limit	Result
High	1989.000	5.13	0.0033	2.00	Pass



2.1049 Measurement of Occupied Bandwidth (IC RSS-131 Clause 4.2)

Definition:

Occupied Bandwidth, that is the frequency bandwidth such that, below its lower and above its upper frequency limits, the mean powers radiated are equal to 0.5 percent of the total mean power radiated by a given emission.

Test Method: Connect the Equipment per FIGURE 1.

For all measurements the maximum signal was determined by input the signal until the unit would no longer amplify the signal. This signal has been plotted in the section as modulation characteristics as input (EUT removed form circuit) and output (EUT inserted in circuit).

Measurements were made while the driving source generated the following:


TDMA Signal
GSM Signal (AMPS)
CDMA Signal

Test Results: See Plots

The center frequency of the signal did not shift with modulation. The Spectrum Bandwidth was well within the limits specified in the FCC Regulations.

Modulation characteristic plots are shown in this section.

FIGURE 6: OCCUPIED BANDWIDTH

	1100 E Chalk Creek Road Coalville, UT 84017 (435) 336-4433 FAX (435) 336-4436		<h2>Occupied Bandwidth</h2>	
	DNB Job Number: 96005	Date: 24 Oct 2008	Conformance Standards [X] IC RSS-131 [X] FCC Part 22 [X] FCC Part 24	
Customer: Intelligent Wireless Products, Inc.				
Model Number: SVW819				
Description: RF amplifier				
	Uplink GSM 824.350 MHz			

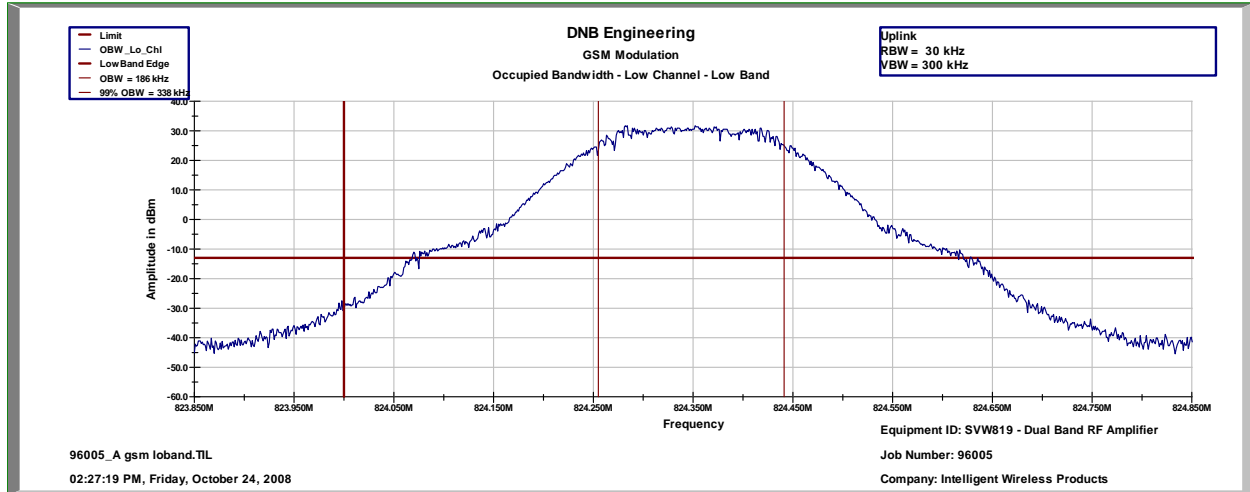



FIGURE 6: OCCUPIED BANDWIDTH

	1100 E Chalk Creek Road Coalville, UT 84017 (435) 336-4433 FAX (435) 336-4436		<h2>Modulation Characteristics</h2>	
	DNB Job Number: 96005	Date: 24 Oct 2008	Conformance Standards [X] IC RSS-131 [X] FCC Part 22 [X] FCC Part 24	
Customer: Intelligent Wireless Products, Inc.	Model Number: SVW819			
Description: RF amplifier	Uplink GSM 824.350 MHz			

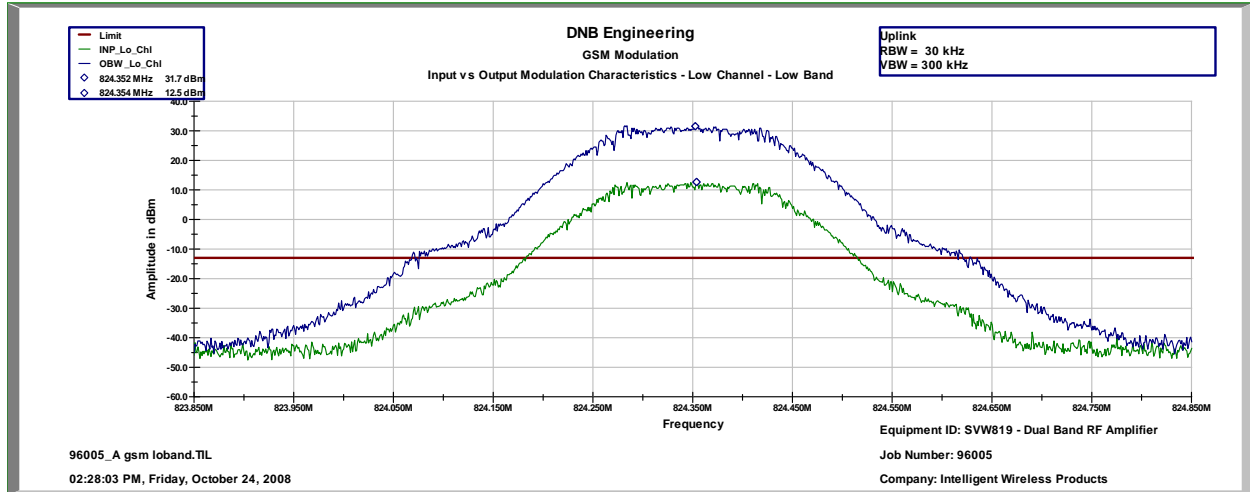



FIGURE 6: OCCUPIED BANDWIDTH

	1100 E Chalk Creek Road Coalville, UT 84017 (435) 336-4433 FAX (435) 336-4436		<h2>Occupied Bandwidth</h2>	
	DNB Job Number: 96005	Date: 24 Oct 2008	Conformance Standards [X] IC RSS-131 [X] FCC Part 22 [X] FCC Part 24	
Customer: Intelligent Wireless Products, Inc.				
Model Number: SVW819				
Description: RF amplifier				
	Uplink GSM 836.500 MHz			

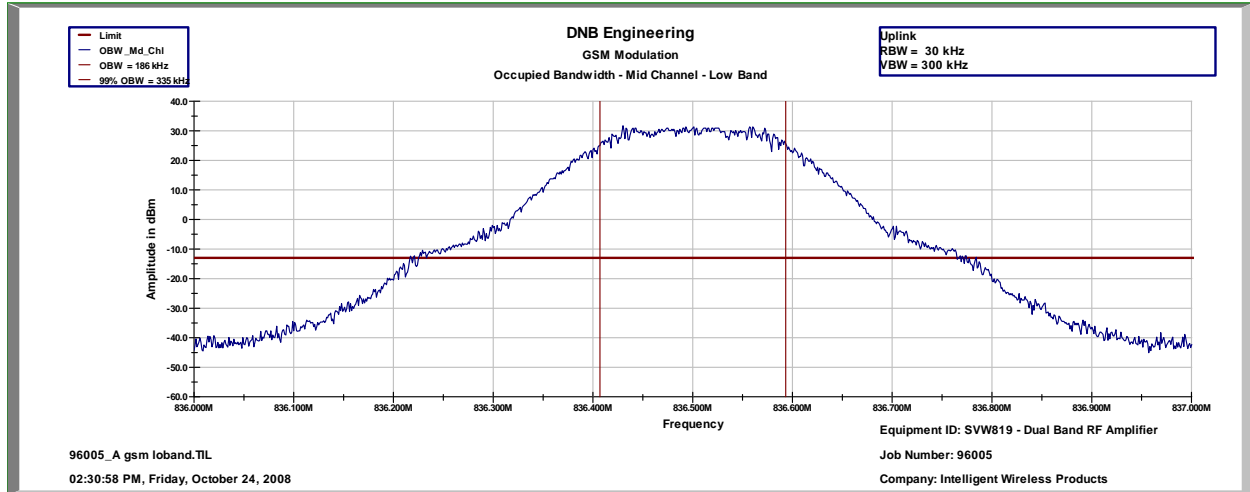



FIGURE 6: OCCUPIED BANDWIDTH

	1100 E Chalk Creek Road Coalville, UT 84017 (435) 336-4433 FAX (435) 336-4436		<h3>Modulation Characteristics</h3>	
	DNB Job Number: 96005	Date: 24 Oct 2008	Conformance Standards [X] IC RSS-131 [X] FCC Part 22 [X] FCC Part 24	
Customer: Intelligent Wireless Products, Inc.	Model Number: SVW819			
Description: RF amplifier	Uplink GSM 836.500 MHz			

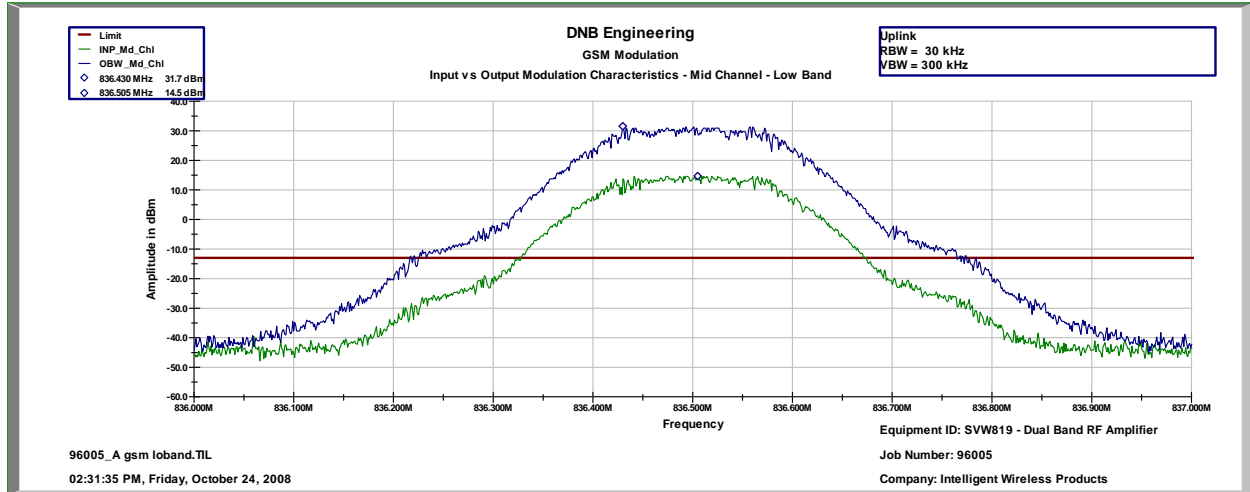



FIGURE 6: OCCUPIED BANDWIDTH

	1100 E Chalk Creek Road Coalville, UT 84017 (435) 336-4433 FAX (435) 336-4436		<h2>Occupied Bandwidth</h2>	
	DNB Job Number: 96005	Date: 24 Oct 2008	Conformance Standards [X] IC RSS-131 [X] FCC Part 22 [X] FCC Part 24	
Customer: Intelligent Wireless Products, Inc.	Model Number: SVW819			
Description: RF amplifier	Uplink GSM 848.650 MHz			

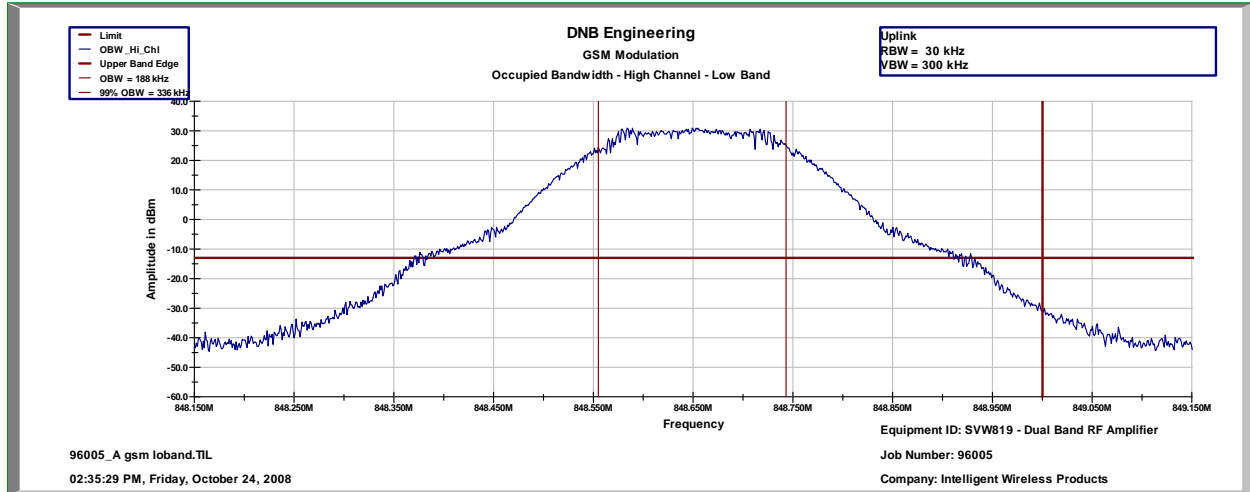



FIGURE 6: OCCUPIED BANDWIDTH

	1100 E Chalk Creek Road Coalville, UT 84017 (435) 336-4433 FAX (435) 336-4436		<h3>Modulation Characteristics</h3>	
	DNB Job Number: 96005	Date: 24 Oct 2008	Conformance Standards [X] IC RSS-131 [X] FCC Part 22 [X] FCC Part 24	
Customer: Intelligent Wireless Products, Inc.	Model Number: SVW819			
Description: RF amplifier	Uplink GSM 848.650 MHz			

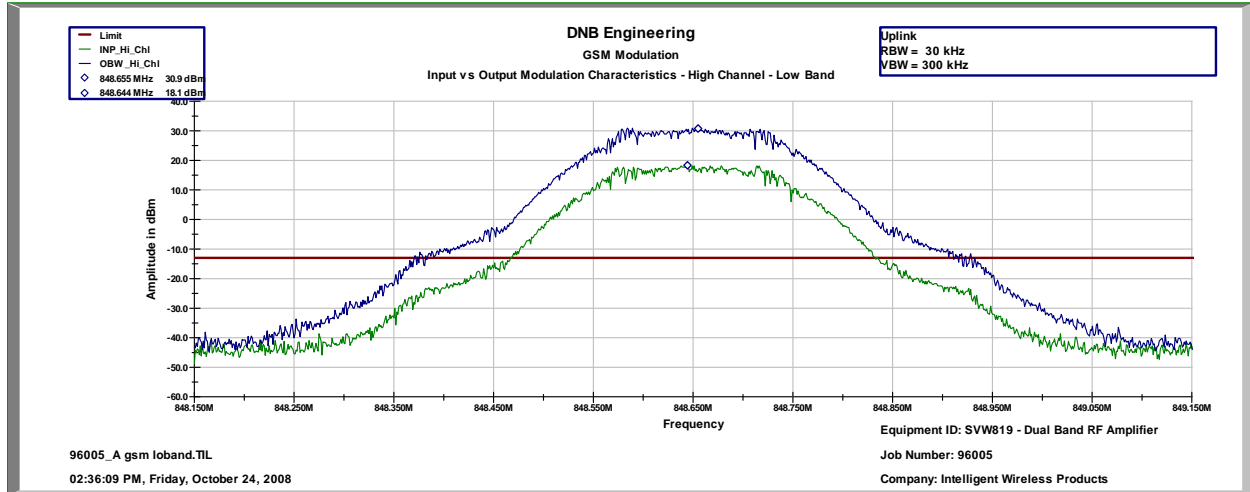



FIGURE 6: OCCUPIED BANDWIDTH

	1100 E Chalk Creek Road Coalville, UT 84017 (435) 336-4433 FAX (435) 336-4436		<h2>Occupied Bandwidth</h2>	
	DNB Job Number: 96005	Date: 24 Oct 2008		Conformance Standards [X] IC RSS-131 [X] FCC Part 22 [X] FCC Part 24
Customer: Intelligent Wireless Products, Inc.				
Model Number: SVW819				
Description: RF amplifier				
Uplink GSM 1850.350 MHz				

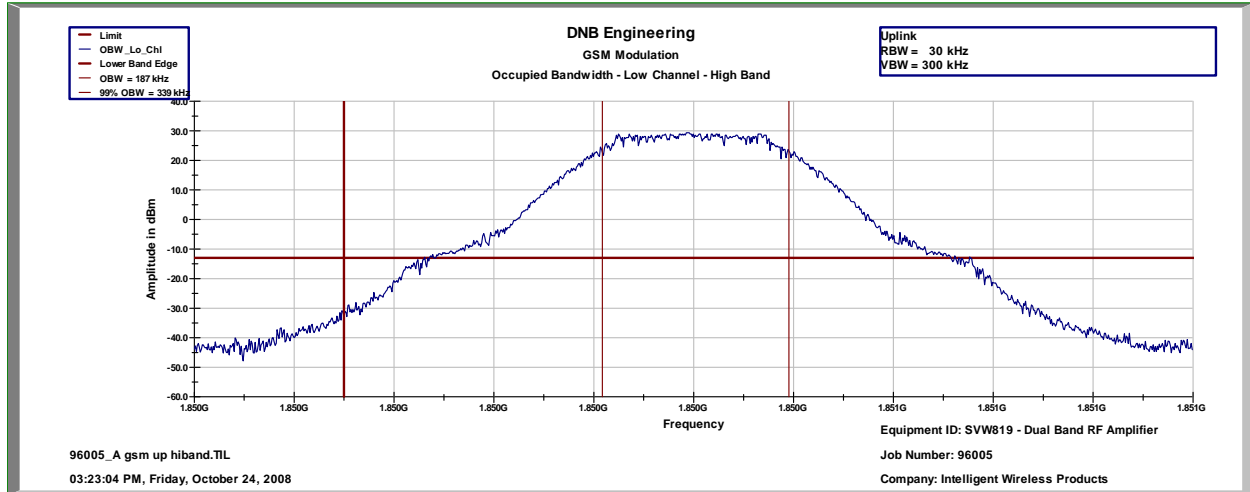



FIGURE 6: OCCUPIED BANDWIDTH

	1100 E Chalk Creek Road Coalville, UT 84017 (435) 336-4433 FAX (435) 336-4436		<h3>Modulation Characteristics</h3>	
	DNB Job Number: 96005	Date: 24 Oct 2008	Conformance Standards [X] IC RSS-131 [X] FCC Part 22 [X] FCC Part 24	
Customer: Intelligent Wireless Products, Inc.	Model Number: SVW819			
Description: RF amplifier	Uplink GSM 1850.350 MHz			

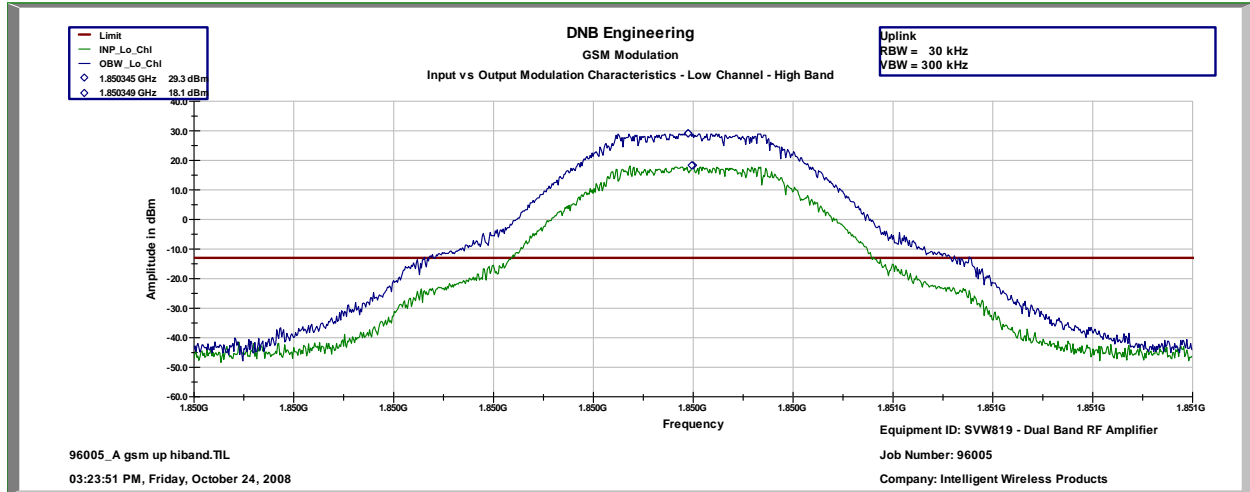



FIGURE 6: OCCUPIED BANDWIDTH

	1100 E Chalk Creek Road Coalville, UT 84017 (435) 336-4433 FAX (435) 336-4436		<h2>Occupied Bandwidth</h2>	
	DNB Job Number: 96005	Date: 24 Oct 2008	Conformance Standards [X] IC RSS-131 [X] FCC Part 22 [X] FCC Part 24	
Customer: Intelligent Wireless Products, Inc.				
Model Number: SVW819				
Description: RF amplifier				
	Uplink GSM 1880.000 MHz			

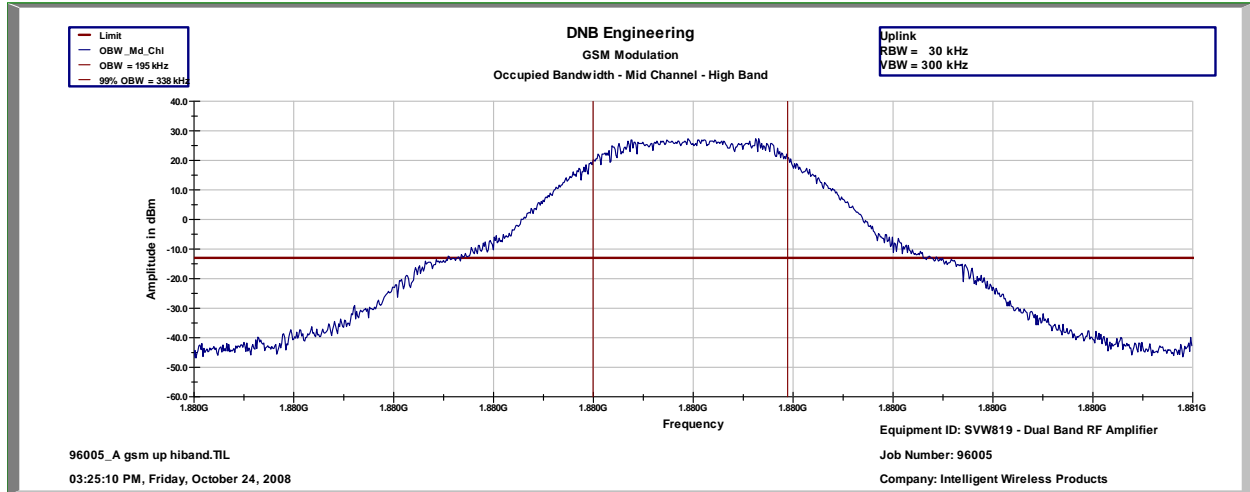



FIGURE 6: OCCUPIED BANDWIDTH

	1100 E Chalk Creek Road Coalville, UT 84017 (435) 336-4433 FAX (435) 336-4436		<h2>Modulation Characteristics</h2>	
	DNB Job Number: 96005	Date: 24 Oct 2008	Conformance Standards [X] IC RSS-131 [X] FCC Part 22 [X] FCC Part 24	
Customer: Intelligent Wireless Products, Inc.				
Model Number: SVW819				
Description: RF amplifier				
	Uplink GSM 1880.000 MHz			

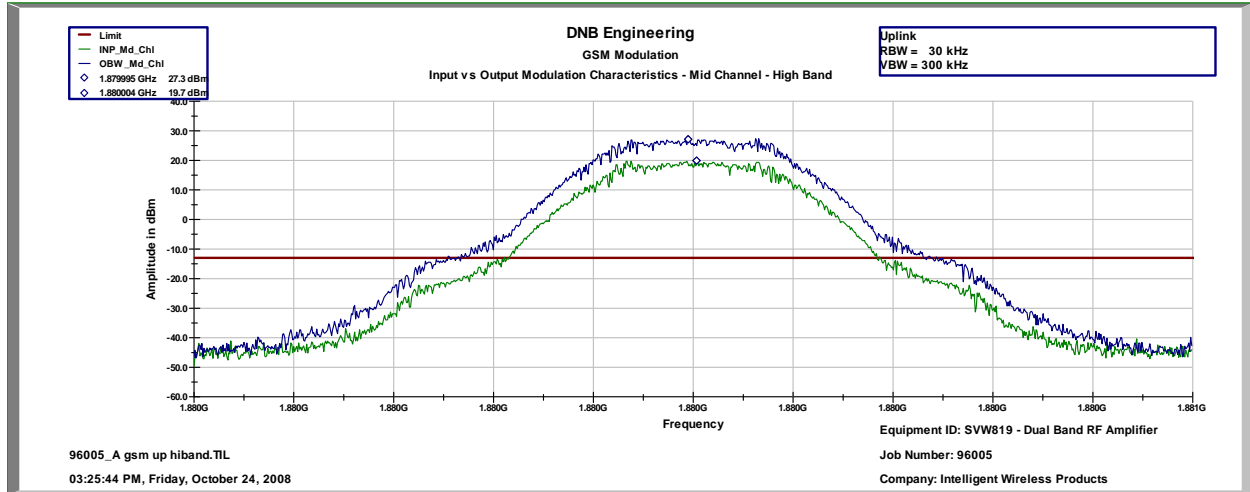



FIGURE 6: OCCUPIED BANDWIDTH

	1100 E Chalk Creek Road Coalville, UT 84017 (435) 336-4433 FAX (435) 336-4436		<h2>Occupied Bandwidth</h2>	
	DNB Job Number: 96005	Date: 24 Oct 2008		Conformance Standards [X] IC RSS-131 [X] FCC Part 22 [X] FCC Part 24
Customer: Intelligent Wireless Products, Inc.				
Model Number: SVW819				
Description: RF amplifier				
	Uplink GSM 1909.650 MHz			

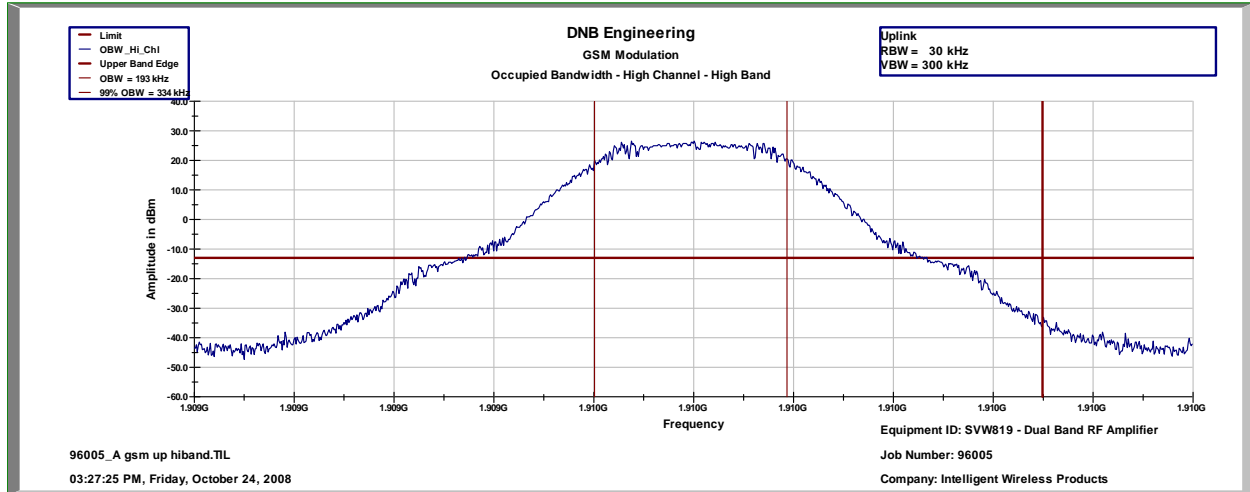



FIGURE 6: OCCUPIED BANDWIDTH

	1100 E Chalk Creek Road Coalville, UT 84017 (435) 336-4433 FAX (435) 336-4436		<h3>Modulation Characteristics</h3>	
	DNB Job Number: 96005	Date: 24 Oct 2008	Conformance Standards [X] IC RSS-131 [X] FCC Part 22 [X] FCC Part 24	
Customer: Intelligent Wireless Products, Inc.	Model Number: SVW819			
Description: RF amplifier	Uplink GSM 1909.650 MHz			

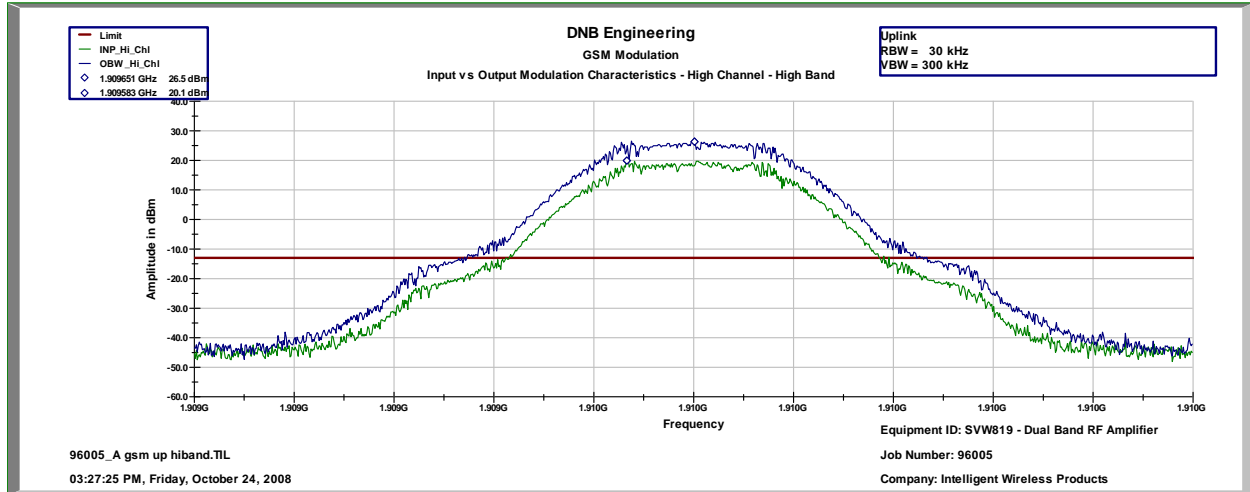


FIGURE 6: OCCUPIED BANDWIDTH

	1100 E Chalk Creek Road Coalville, UT 84017 (435) 336-4433 FAX (435) 336-4436		<h2>Occupied Bandwidth</h2>	
	DNB Job Number:	96005	Date:	27 Oct 2008
Customer:	Intelligent Wireless Products, Inc.			Conformance Standards [X] IC RSS-131 [X] FCC Part 22 [X] FCC Part 24
Model Number:	SVW819			
Description:	RF amplifier			
	Uplink TDMA 824.075 MHz			

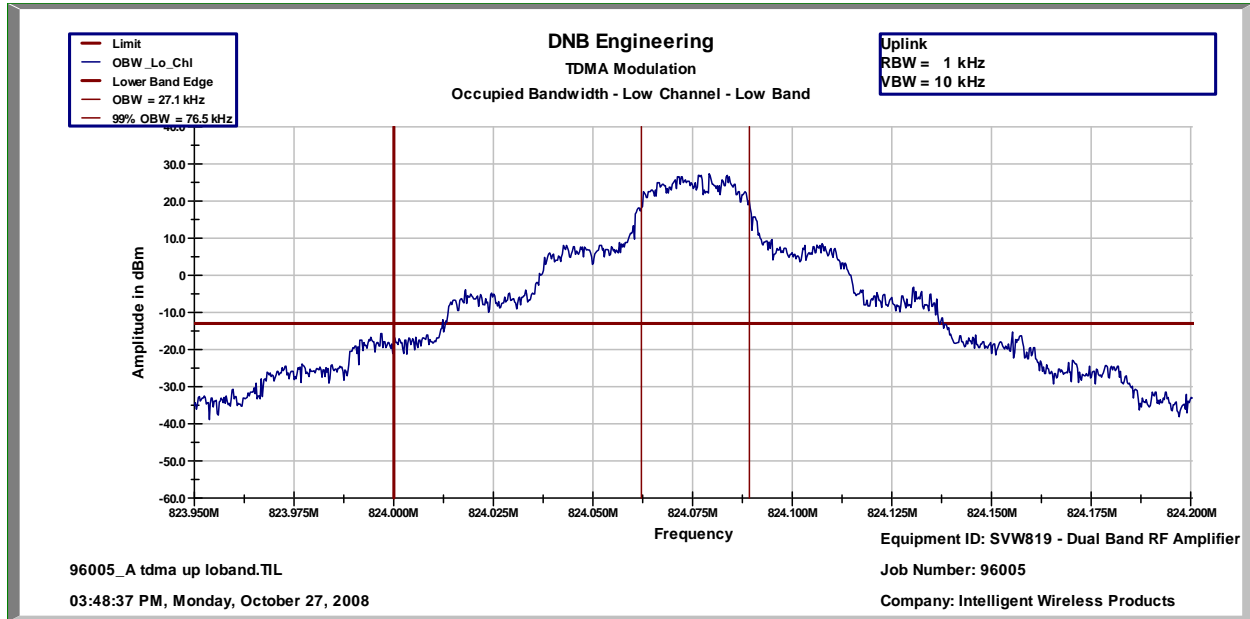


FIGURE 6: OCCUPIED BANDWIDTH

	1100 E Chalk Creek Road Coalville, UT 84017 (435) 336-4433 FAX (435) 336-4436		Modulation Characteristics	
	DNB Job Number: 96005	Date: 18 Nov 2008	Conformance Standards [X] IC RSS-131 [X] FCC Part 22 [X] FCC Part 24	
Customer: Intelligent Wireless Products, Inc.	Model Number: SVW819			
Description: RF amplifier	Uplink TDMA 824.075 MHz			

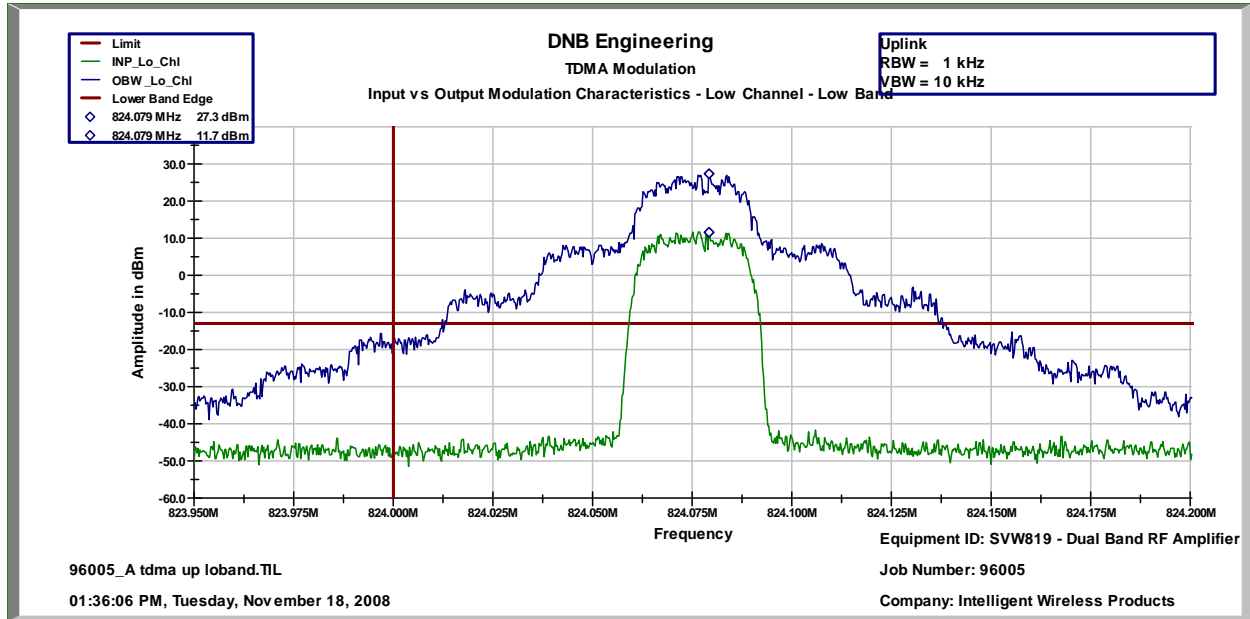



FIGURE 6: OCCUPIED BANDWIDTH

	1100 E Chalk Creek Road Coalville, UT 84017 (435) 336-4433 FAX (435) 336-4436		<h2>Occupied Bandwidth</h2>	
	DNB Job Number: 96005	Date: 27 Oct 2008		Conformance Standards [X] IC RSS-131 [X] FCC Part 22 [X] FCC Part 24
Customer: Intelligent Wireless Products, Inc.				
Model Number: SVW819				
Description: RF amplifier				
			Uplink TDMA 836.500 MHz	

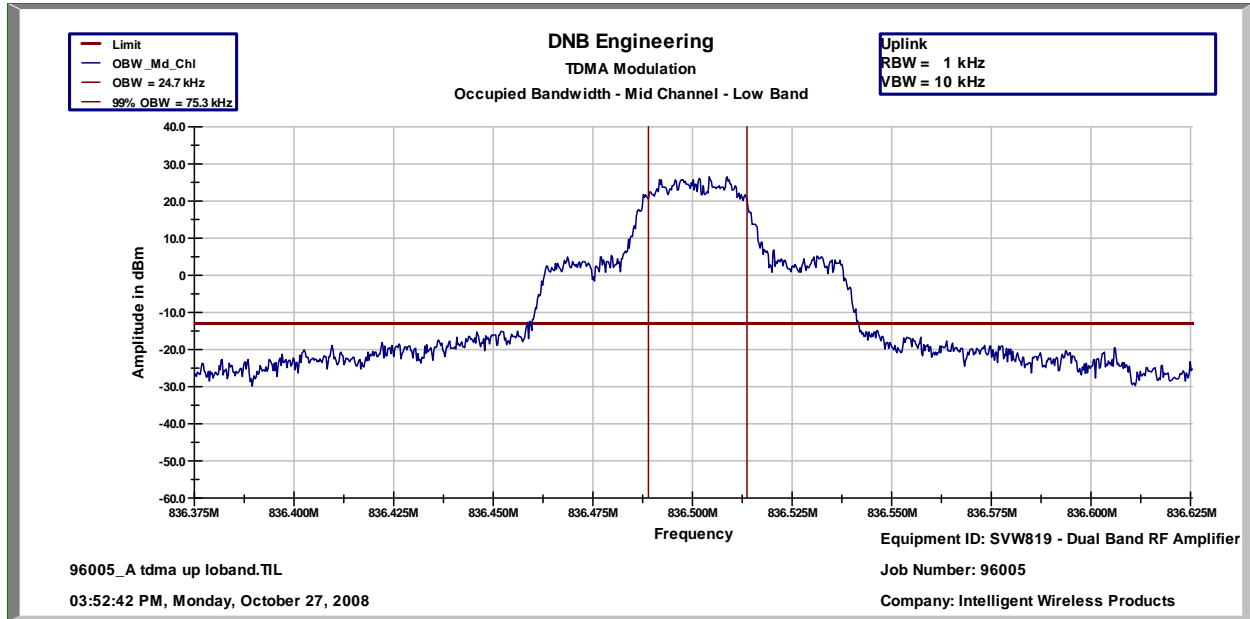



FIGURE 6: OCCUPIED BANDWIDTH

	1100 E Chalk Creek Road Coalville, UT 84017 (435) 336-4433 FAX (435) 336-4436		Modulation Characteristics	
	DNB Job Number: 96005	Date: 18 nov 2008	Conformance Standards [X] IC RSS-131 [X] FCC Part 22 [X] FCC Part 24	
Customer: Intelligent Wireless Products, Inc.	Model Number: SVW819			
Description: RF amplifier	Uplink TDMA 836.500 MHz			

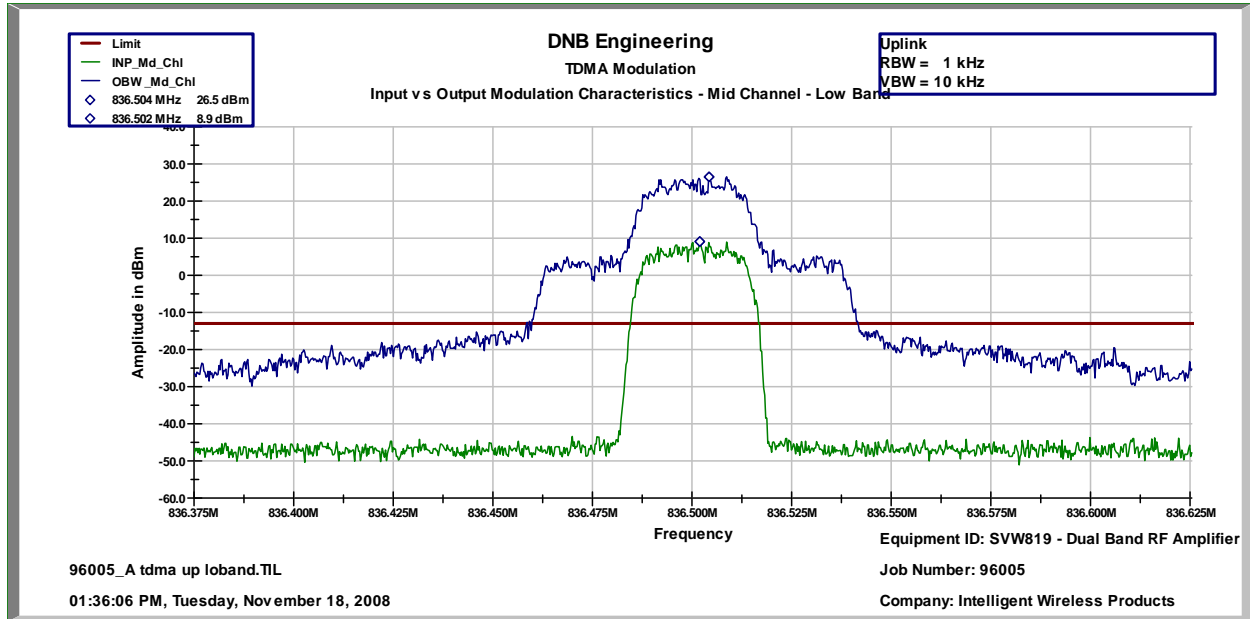



FIGURE 6: OCCUPIED BANDWIDTH

	1100 E Chalk Creek Road Coalville, UT 84017 (435) 336-4433 FAX (435) 336-4436		<h2>Occupied Bandwidth</h2>	
	DNB Job Number: 96005	Date: 27 Oct 2008		Conformance Standards [X] IC RSS-131 [X] FCC Part 22 [X] FCC Part 24
Customer: Intelligent Wireless Products, Inc.				
Model Number: SVW819				
Description: RF amplifier				
	Uplink TDMA 848.925 MHz			

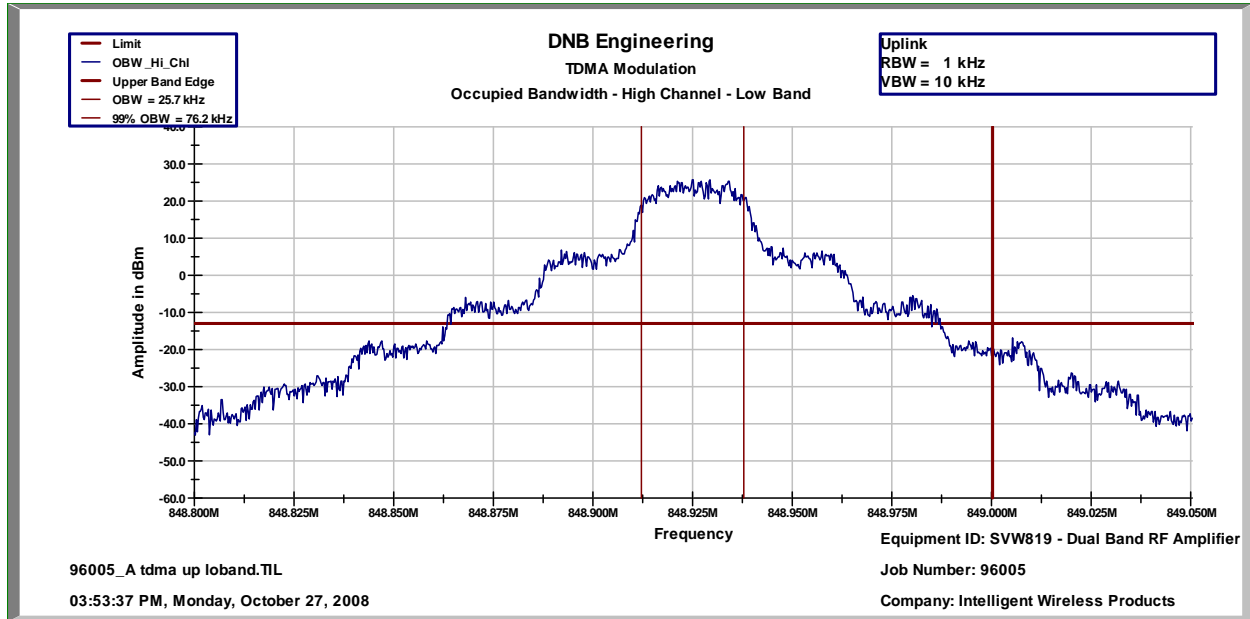



FIGURE 6: OCCUPIED BANDWIDTH

	1100 E Chalk Creek Road Coalville, UT 84017 (435) 336-4433 FAX (435) 336-4436		Modulation Characteristics	
	DNB Job Number: 96005	Date: 18 Nov 2008	Conformance Standards [X] IC RSS-131 [X] FCC Part 22 [X] FCC Part 24	
Customer: Intelligent Wireless Products, Inc.	Model Number: SVW819			
Description: RF amplifier	Uplink TDMA 848.925 MHz			

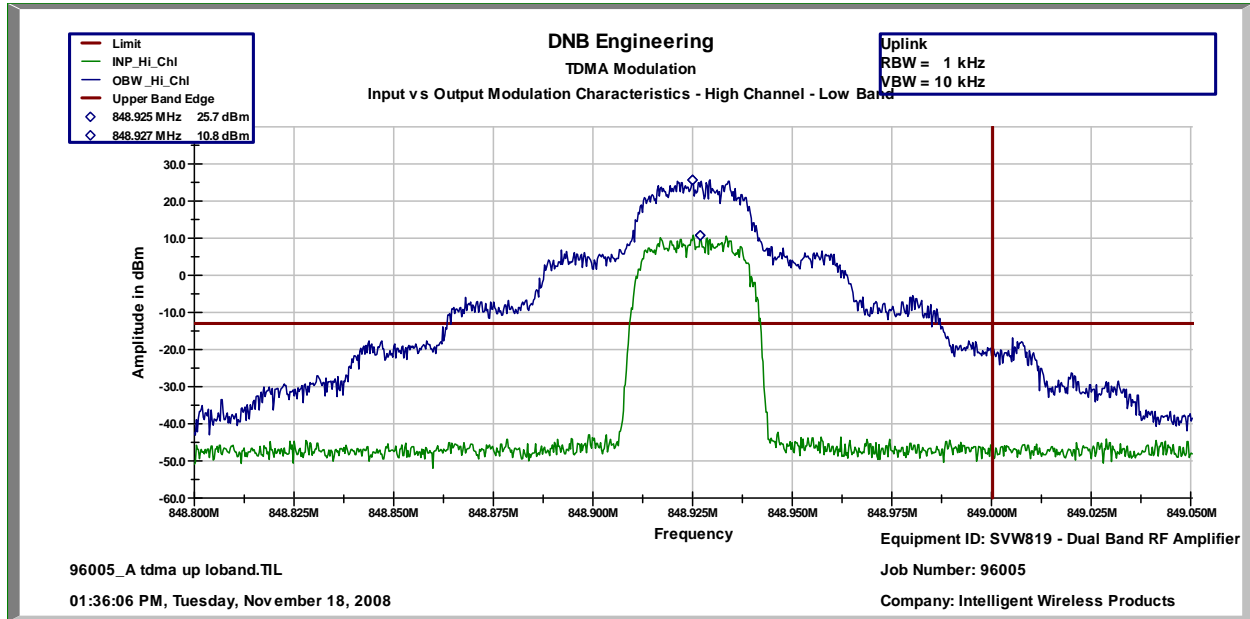



FIGURE 6: OCCUPIED BANDWIDTH

	1100 E Chalk Creek Road Coalville, UT 84017 (435) 336-4433 FAX (435) 336-4436		<h2>Occupied Bandwidth</h2>	
	DNB Job Number:	96005	Date:	27 Oct 2008
Customer:	Intelligent Wireless Products, Inc.			Conformance Standards [X] IC RSS-131 [X] FCC Part 22 [X] FCC Part 24
Model Number:	SVW819			
Description:	RF amplifier			
	Uplink TDMA 1850.075 MHz			

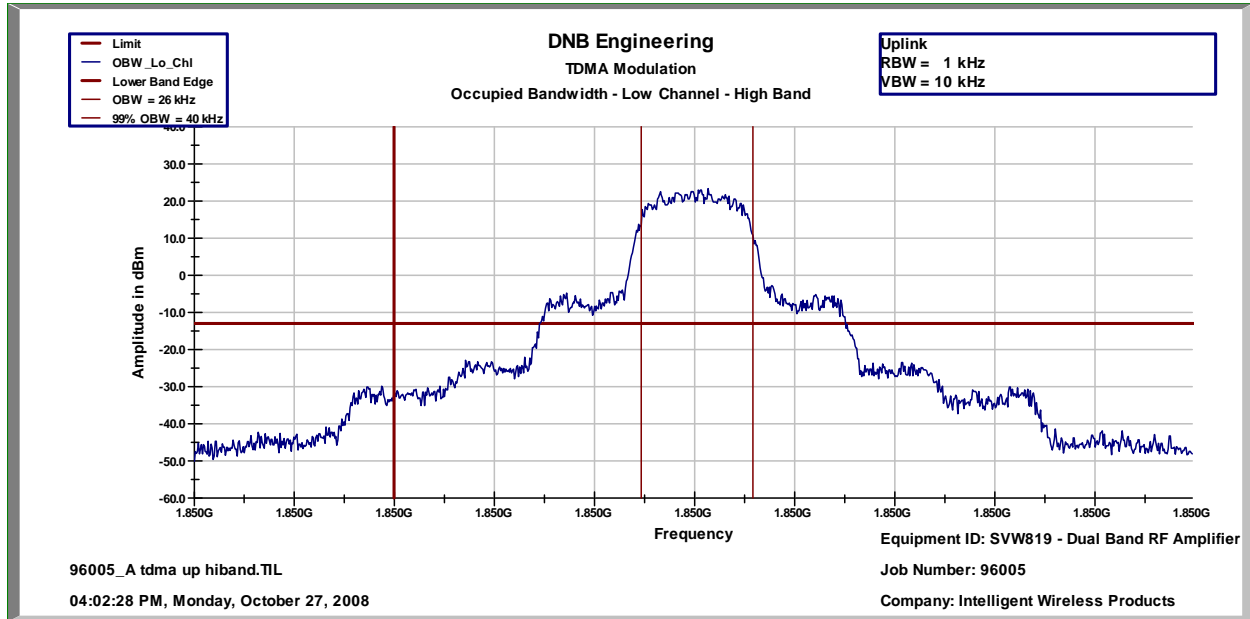



FIGURE 6: OCCUPIED BANDWIDTH

	1100 E Chalk Creek Road Coalville, UT 84017 (435) 336-4433 FAX (435) 336-4436		Modulation Characteristics	
	DNB Job Number: 96005	Date: 17 Nov 2008	Conformance Standards [X] IC RSS-131 [X] FCC Part 22 [X] FCC Part 24	
Customer: Intelligent Wireless Products, Inc.	Model Number: SVW819			
Description: RF amplifier	Uplink TDMA 1850.075 MHz			

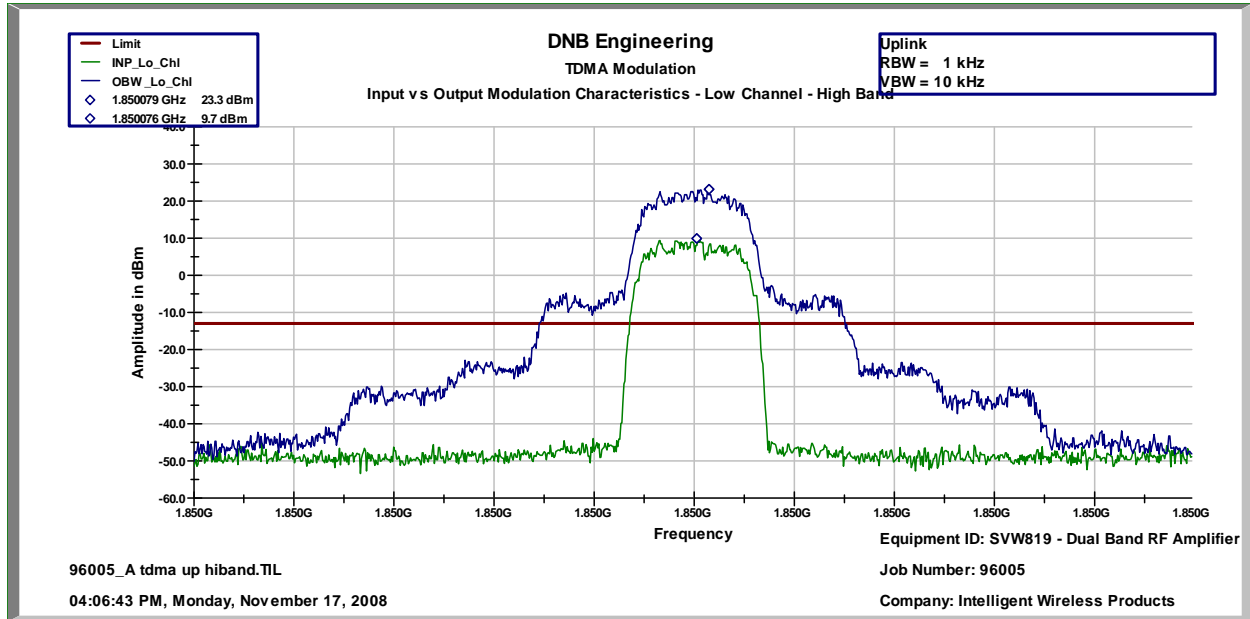



FIGURE 6: OCCUPIED BANDWIDTH

	1100 E Chalk Creek Road Coalville, UT 84017 (435) 336-4433 FAX (435) 336-4436		<h2>Occupied Bandwidth</h2>	
	DNB Job Number: 96005	Date: 27 Oct 2008		Conformance Standards [X] IC RSS-131 [X] FCC Part 22 [X] FCC Part 24
Customer: Intelligent Wireless Products, Inc.				
Model Number: SVW819				
Description: RF amplifier				
			Uplink TDMA 1880.000 MHz	

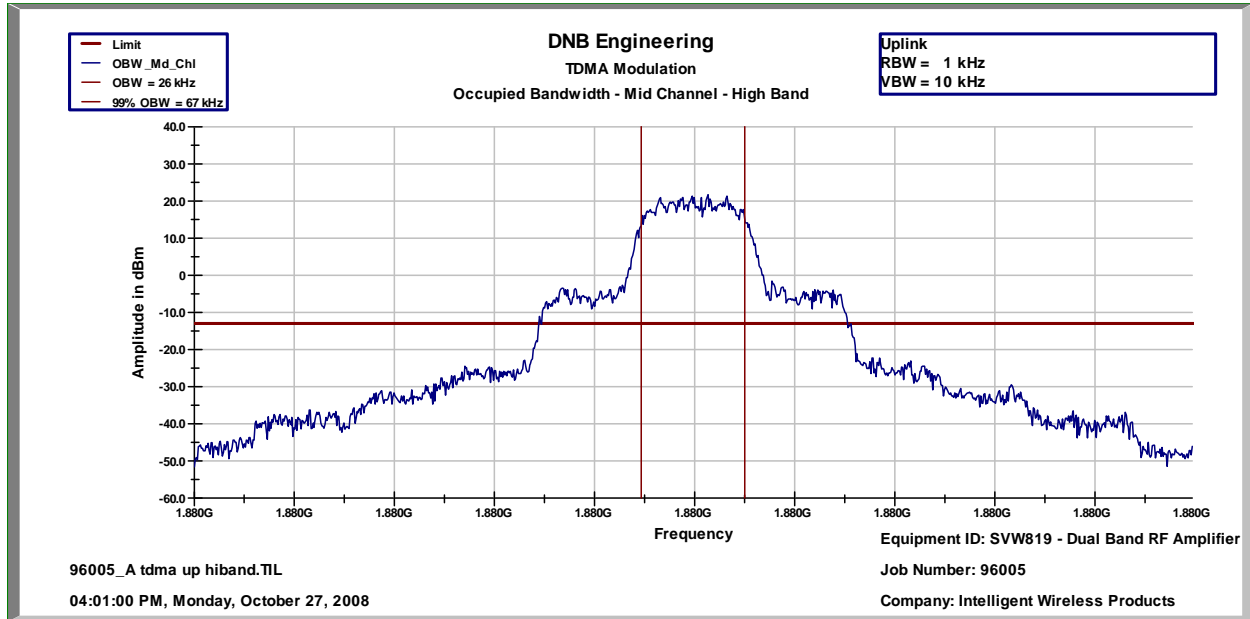



FIGURE 6: OCCUPIED BANDWIDTH

	1100 E Chalk Creek Road Coalville, UT 84017 (435) 336-4433 FAX (435) 336-4436		Modulation Characteristics	
	DNB Job Number: 96005	Date: 17 Nov 2008	Conformance Standards [X] IC RSS-131 [X] FCC Part 22 [X] FCC Part 24	
Customer: Intelligent Wireless Products, Inc.	Model Number: SVW819			
Description: RF amplifier	Uplink TDMA 1880.000 MHz			

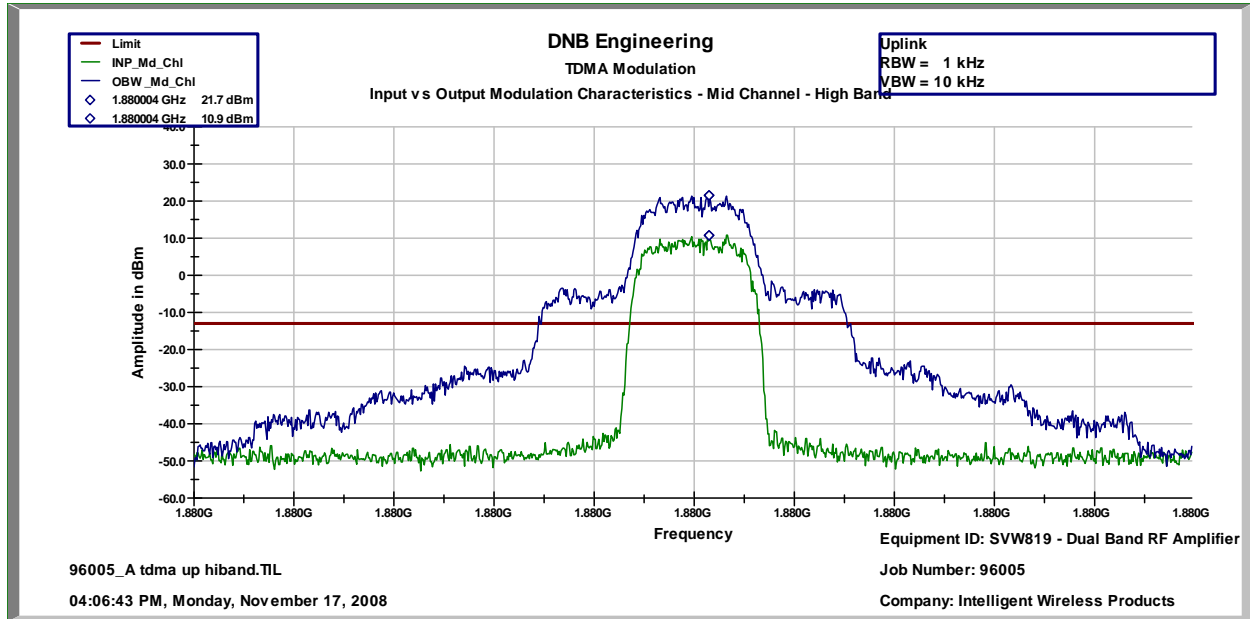



FIGURE 6: OCCUPIED BANDWIDTH

	1100 E Chalk Creek Road Coalville, UT 84017 (435) 336-4433 FAX (435) 336-4436		<h2>Occupied Bandwidth</h2>	
	DNB Job Number: 96005	Date: 27 Oct 2008	Conformance Standards [X] IC RSS-131 [X] FCC Part 22 [X] FCC Part 24	
Customer: Intelligent Wireless Products, Inc.	Model Number: SVW819			
Description: RF amplifier	Uplink TDMA 1909.925 MHz			

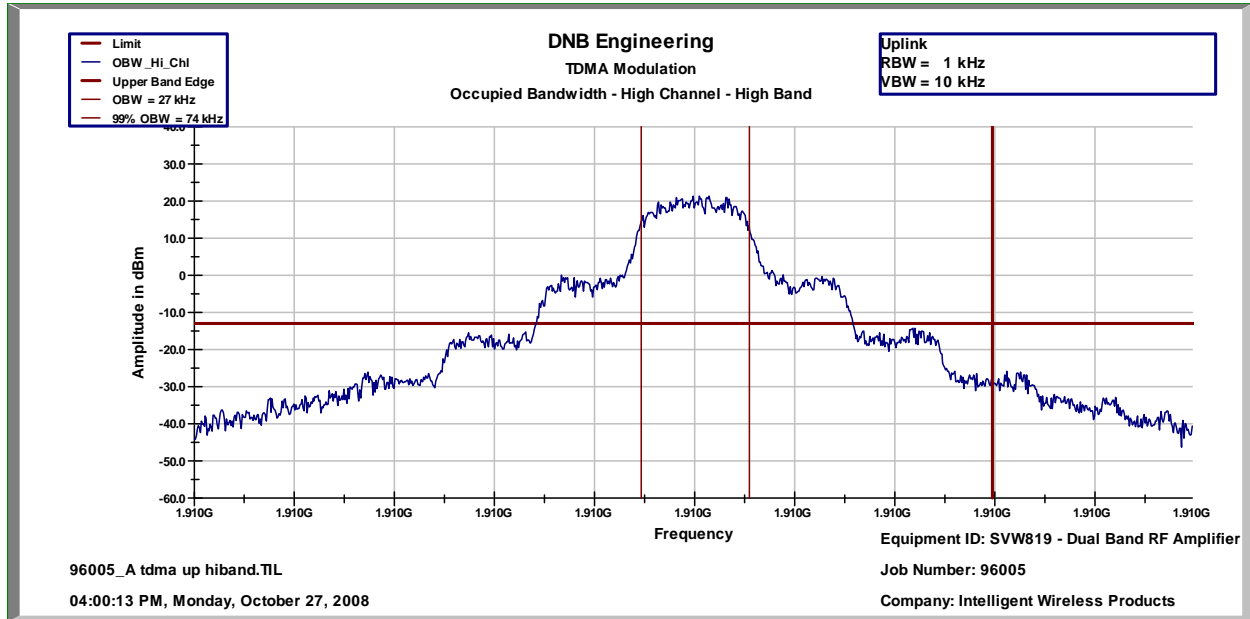



FIGURE 6: OCCUPIED BANDWIDTH

	1100 E Chalk Creek Road Coalville, UT 84017 (435) 336-4433 FAX (435) 336-4436		Modulation Characteristics	
	DNB Job Number: 96005	Date: 17 Nov 2008	Conformance Standards [X] IC RSS-131 [X] FCC Part 22 [X] FCC Part 24	
Customer: Intelligent Wireless Products, Inc.	Model Number: SVW819			
Description: RF amplifier	Uplink TDMA 1909.925 MHz			

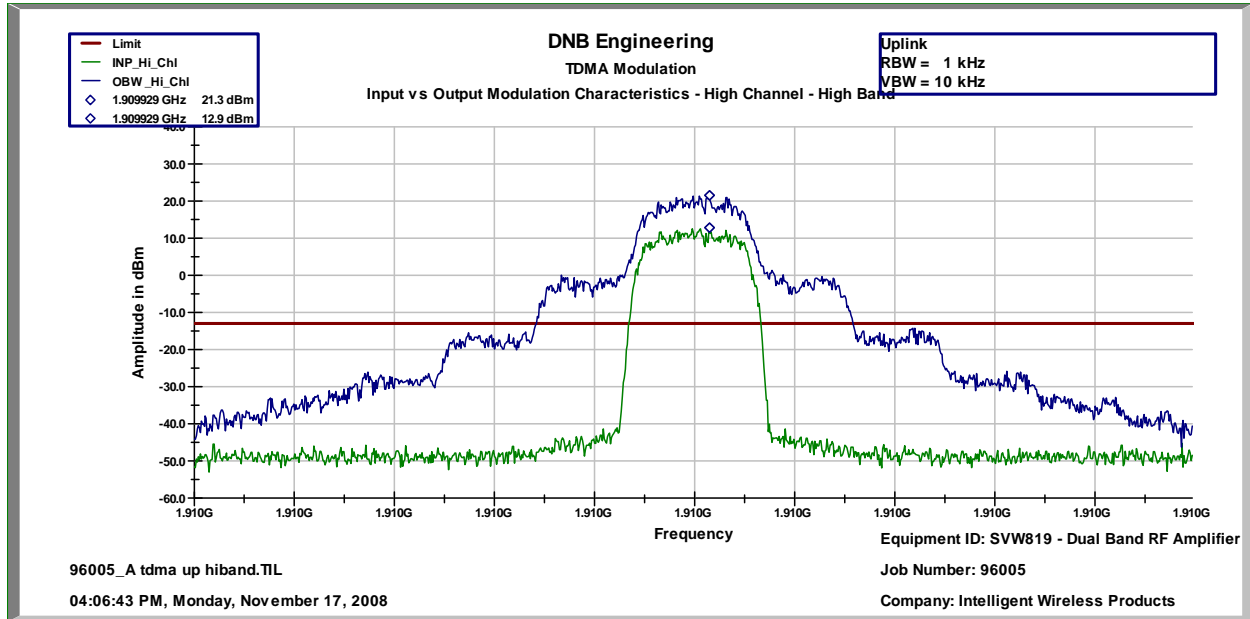



FIGURE 6: OCCUPIED BANDWIDTH

	1100 E Chalk Creek Road Coalville, UT 84017 (435) 336-4433 FAX (435) 336-4436		<h2>Occupied Bandwidth</h2>	
	DNB Job Number: 96005	Date: 24 Oct 2008	Conformance Standards [X] IC RSS-131 [X] FCC Part 22 [X] FCC Part 24	
Customer: Intelligent Wireless Products, Inc.	Model Number: SVW819			
Description: RF amplifier	Uplink CDMA 1851.000 MHz			

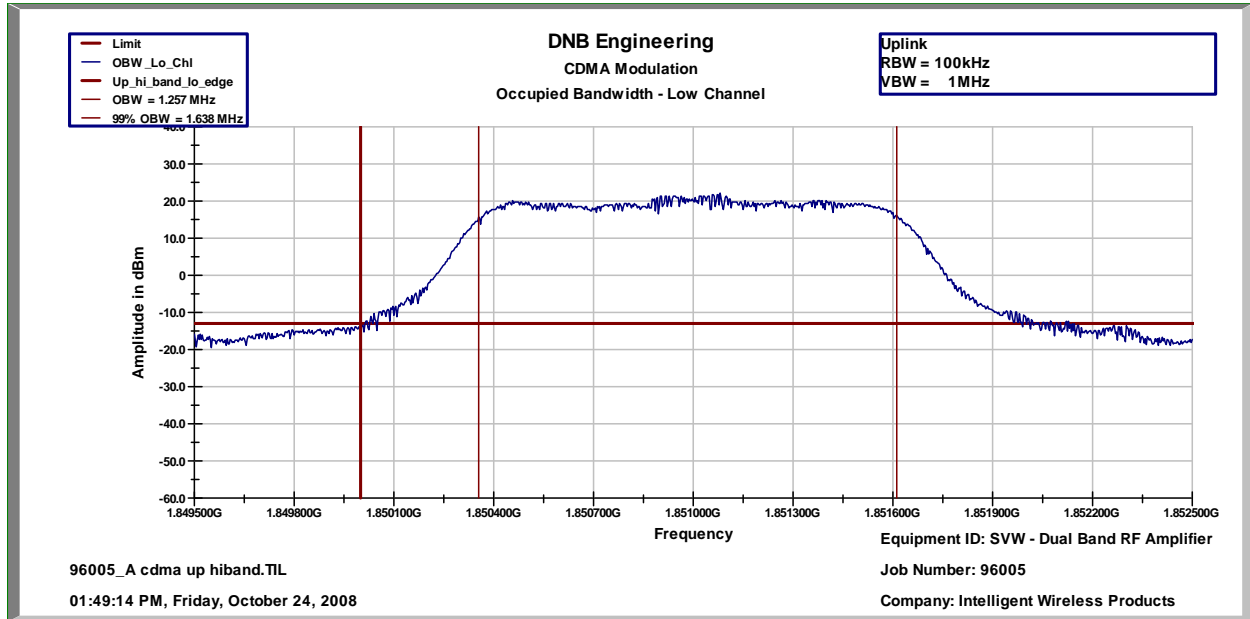



FIGURE 6: OCCUPIED BANDWIDTH

	1100 E Chalk Creek Road Coalville, UT 84017 (435) 336-4433 FAX (435) 336-4436		Modulation Characteristics	
	DNB Job Number: 96005	Date: 10 Nov 2008	Conformance Standards [X] IC RSS-131 [X] FCC Part 22 [X] FCC Part 24	
Customer: Intelligent Wireless Products, Inc.	Model Number: SVW819			
Description: RF amplifier	Uplink CDMA 1851 MHz			

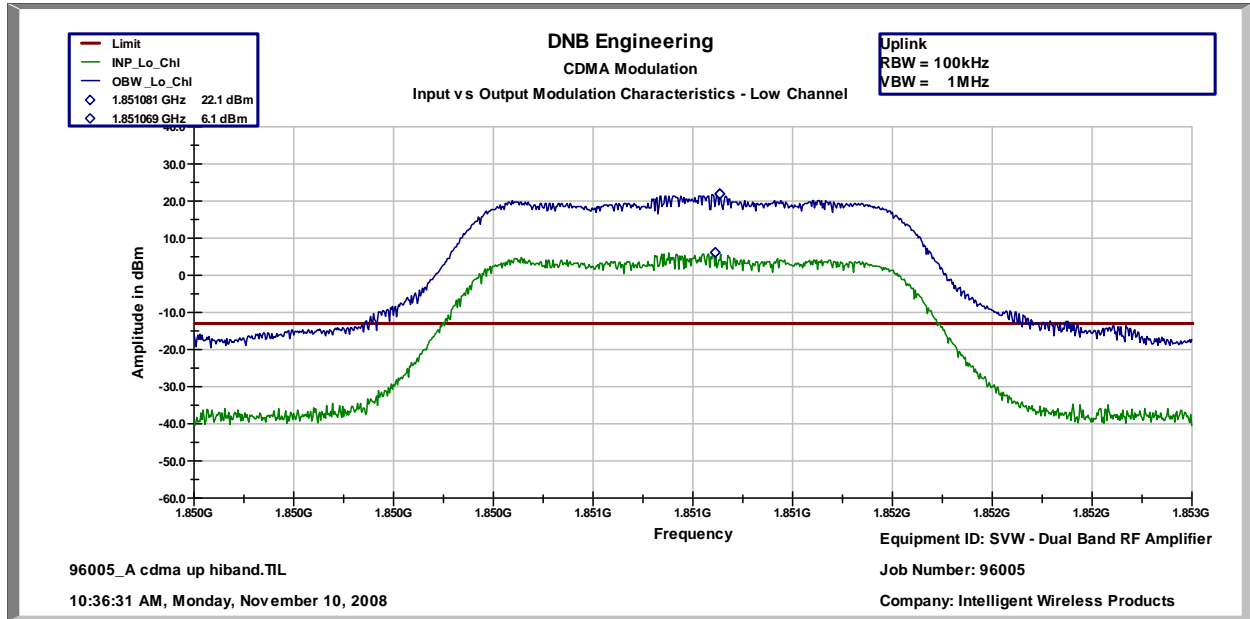



FIGURE 6: OCCUPIED BANDWIDTH

	1100 E Chalk Creek Road Coalville, UT 84017 (435) 336-4433 FAX (435) 336-4436		<h2>Occupied Bandwidth</h2>	
	DNB Job Number: 96005	Date: 24 Oct 2008	Conformance Standards [X] IC RSS-131 [X] FCC Part 22 [X] FCC Part 24	
Customer: Intelligent Wireless Products, Inc.	Model Number: SVW819			
Description: RF amplifier	Uplink CDMA 1880.000 MHz			

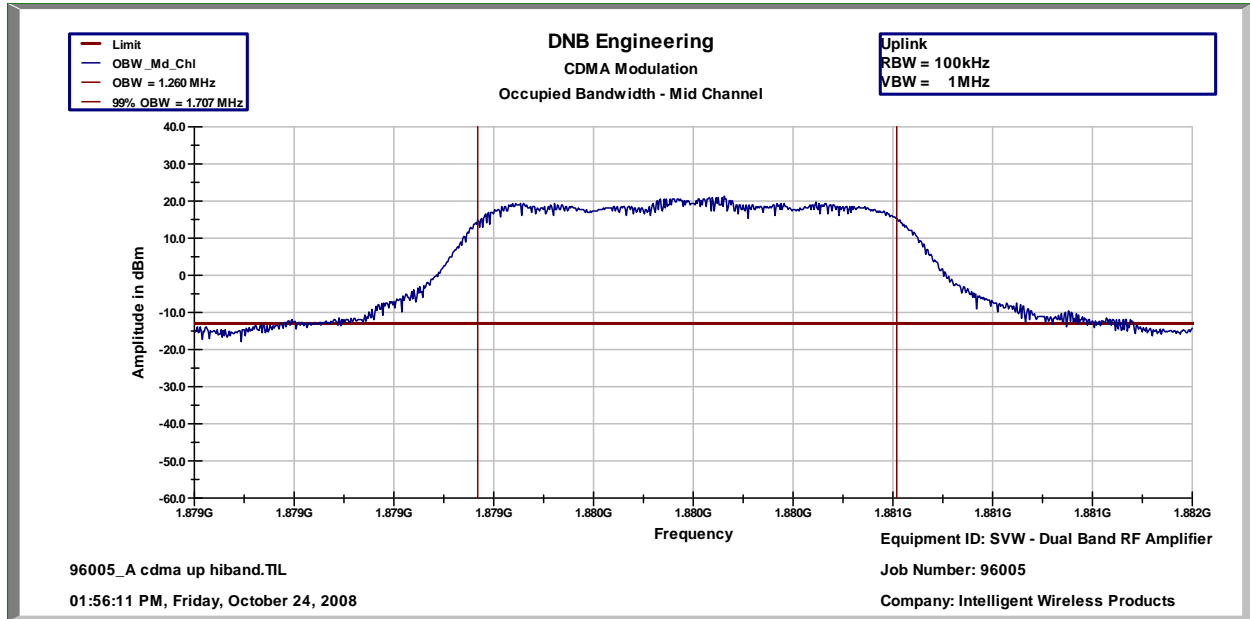


FIGURE 6: OCCUPIED BANDWIDTH

	1100 E Chalk Creek Road Coalville, UT 84017 (435) 336-4433 FAX (435) 336-4436		Modulation Characteristics	
	DNB Job Number: 96005	Date: 10 Nov 2008	Conformance Standards [X] IC RSS-131 [X] FCC Part 22 [X] FCC Part 24	
Customer: Intelligent Wireless Products, Inc.	Model Number: SVW819			
Description: RF amplifier	Uplink CDMA 1880.000 MHz			

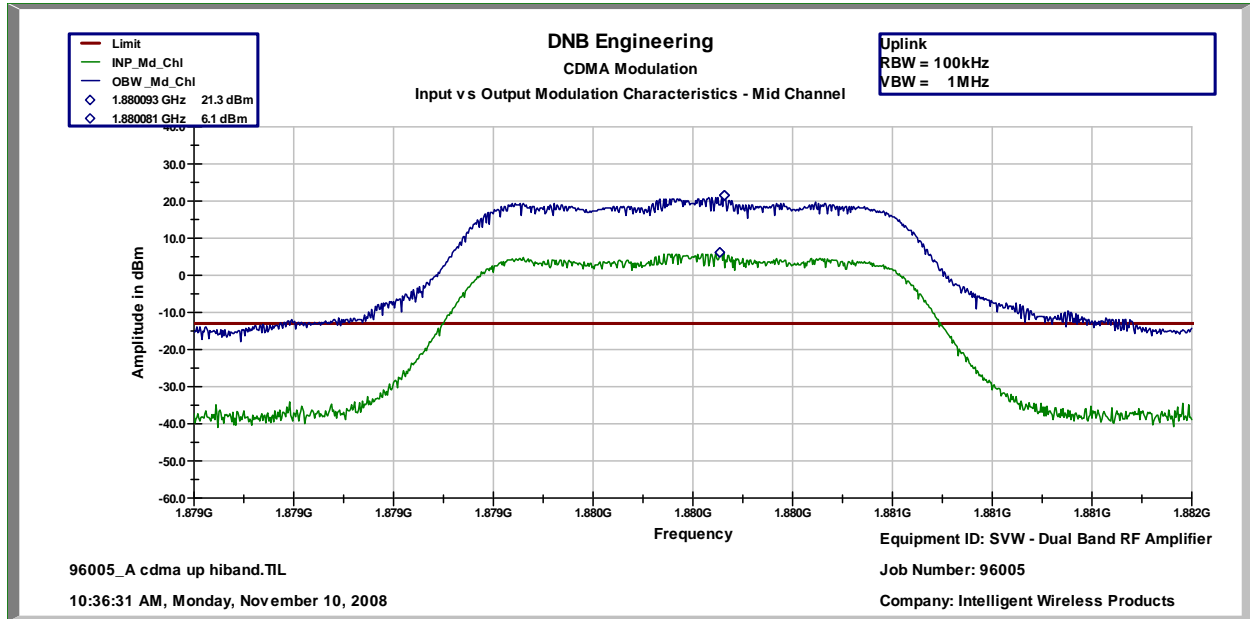



FIGURE 6: OCCUPIED BANDWIDTH

	1100 E Chalk Creek Road Coalville, UT 84017 (435) 336-4433 FAX (435) 336-4436		<h2>Occupied Bandwidth</h2>	
	DNB Job Number:	96005	Date:	10 Nov 2008
Customer:	Intelligent Wireless Products, Inc.			Conformance Standards <input checked="" type="checkbox"/> IC RSS-131 <input checked="" type="checkbox"/> FCC Part 22 <input checked="" type="checkbox"/> FCC Part 24
Model Number:	SVW819			
Description:	RF amplifier			
	Uplink CDMA 1909.000 MHz			

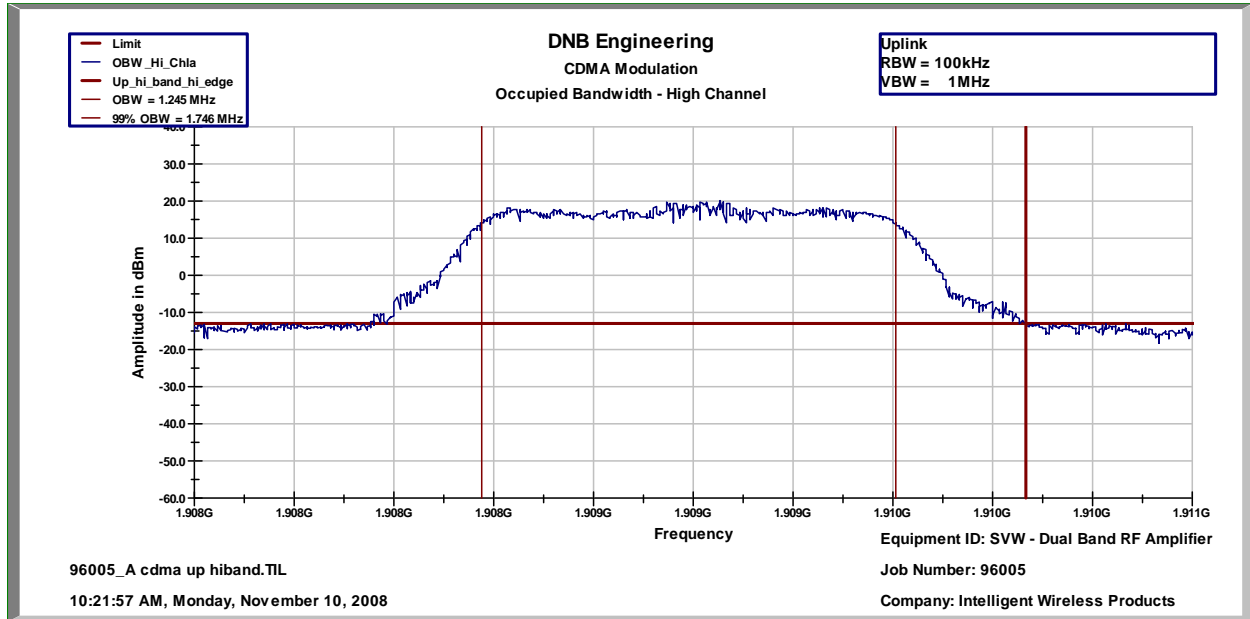


FIGURE 6: OCCUPIED BANDWIDTH

	1100 E Chalk Creek Road Coalville, UT 84017 (435) 336-4433 FAX (435) 336-4436		Modulation Characteristics	
	DNB Job Number: 96005	Date: 10 Nov 2008	Conformance Standards [X] IC RSS-131 [X] FCC Part 22 [X] FCC Part 24	
Customer: Intelligent Wireless Products, Inc.	Model Number: SVW819			
Description: RF amplifier	Uplink CDMA 1909.000 MHz			

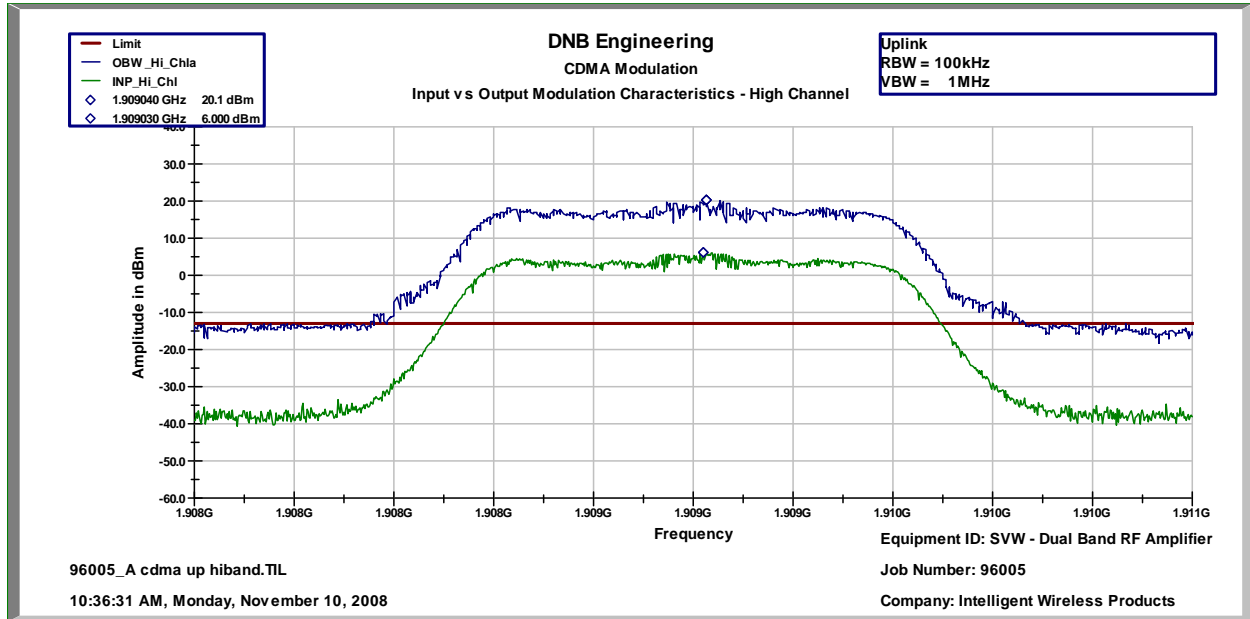



FIGURE 6: OCCUPIED BANDWIDTH

	1100 E Chalk Creek Road Coalville, UT 84017 (435) 336-4433 FAX (435) 336-4436		<h2>Occupied Bandwidth</h2>	
	DNB Job Number: 96005	Date: 24 Oct 2008		Conformance Standards [X] IC RSS-131 [X] FCC Part 22 [X] FCC Part 24
Customer: Intelligent Wireless Products, Inc.				
Model Number: SVW819				
Description: RF amplifier				
	Downlink GSM 869.350 MHz			

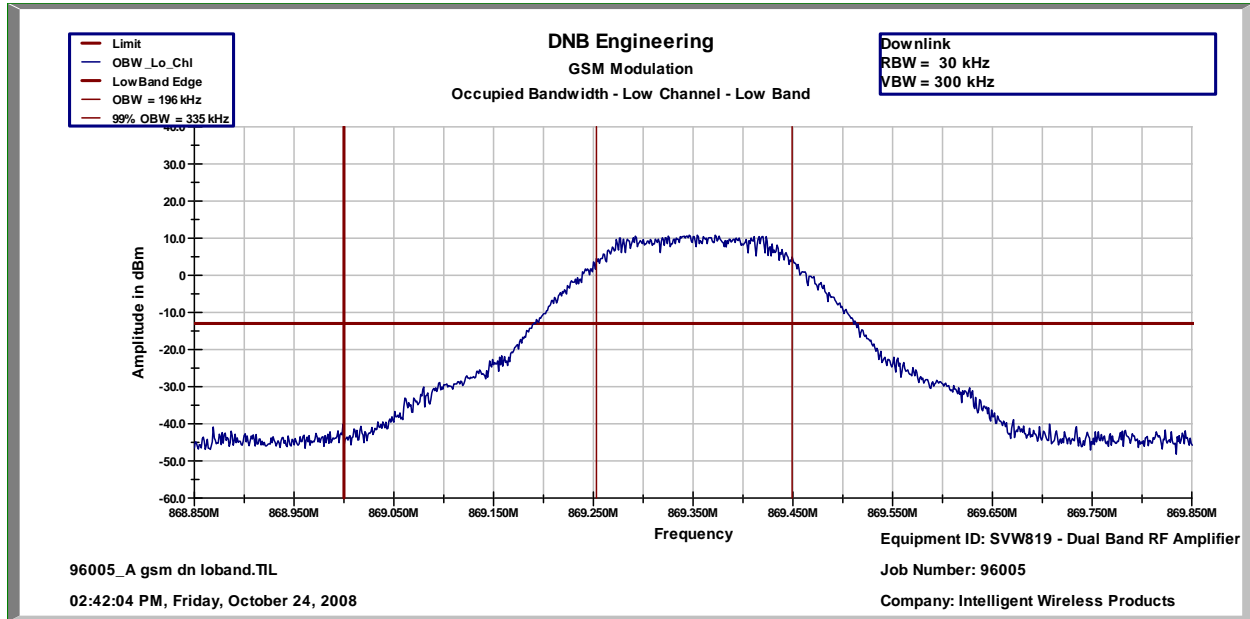



FIGURE 6: OCCUPIED BANDWIDTH

	1100 E Chalk Creek Road Coalville, UT 84017 (435) 336-4433 FAX (435) 336-4436		Modulation Characteristics	
	DNB Job Number: 96005	Date: 24 Oct 2008	Conformance Standards [X] IC RSS-131 [X] FCC Part 22 [X] FCC Part 24	
Customer: Intelligent Wireless Products, Inc.	Model Number: SVW819			
Description: RF amplifier	Downlink GSM 869.350 MHz			

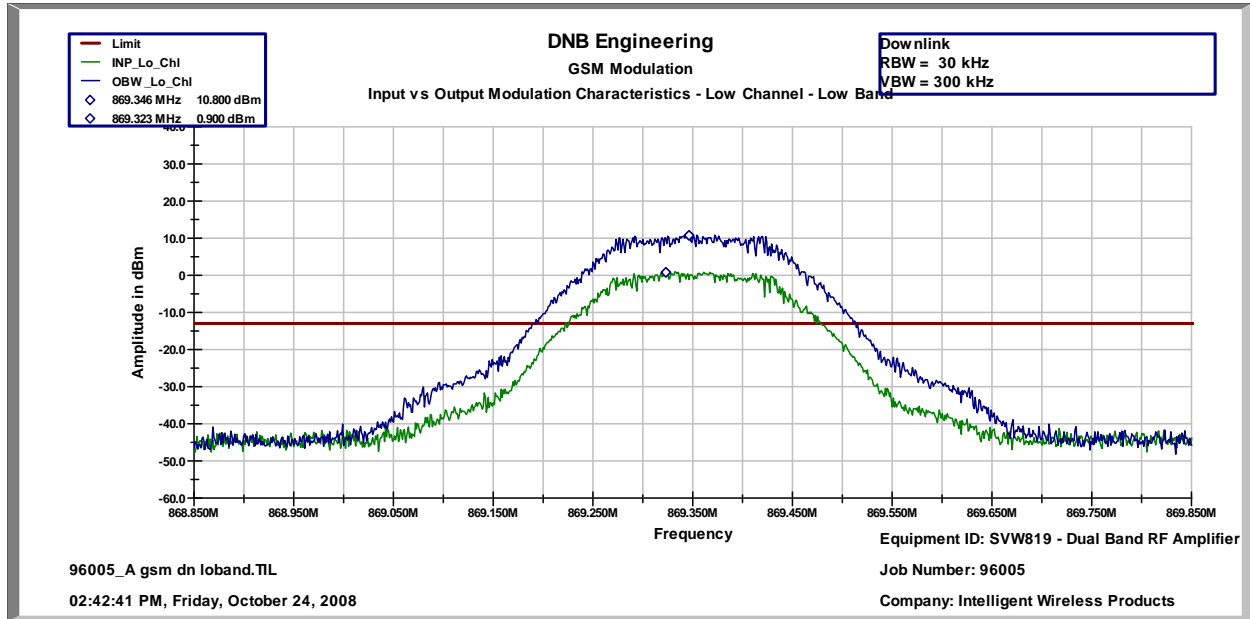



FIGURE 6: OCCUPIED BANDWIDTH

	1100 E Chalk Creek Road Coalville, UT 84017 (435) 336-4433 FAX (435) 336-4436		<h2>Occupied Bandwidth</h2>	
	DNB Job Number: 96005	Date: 24 Oct 2008	Conformance Standards [X] IC RSS-131 [X] FCC Part 22 [X] FCC Part 24	
Customer: Intelligent Wireless Products, Inc.	Model Number: SVW819			
Description: RF amplifier	Downlink GSM 881.500 MHz			

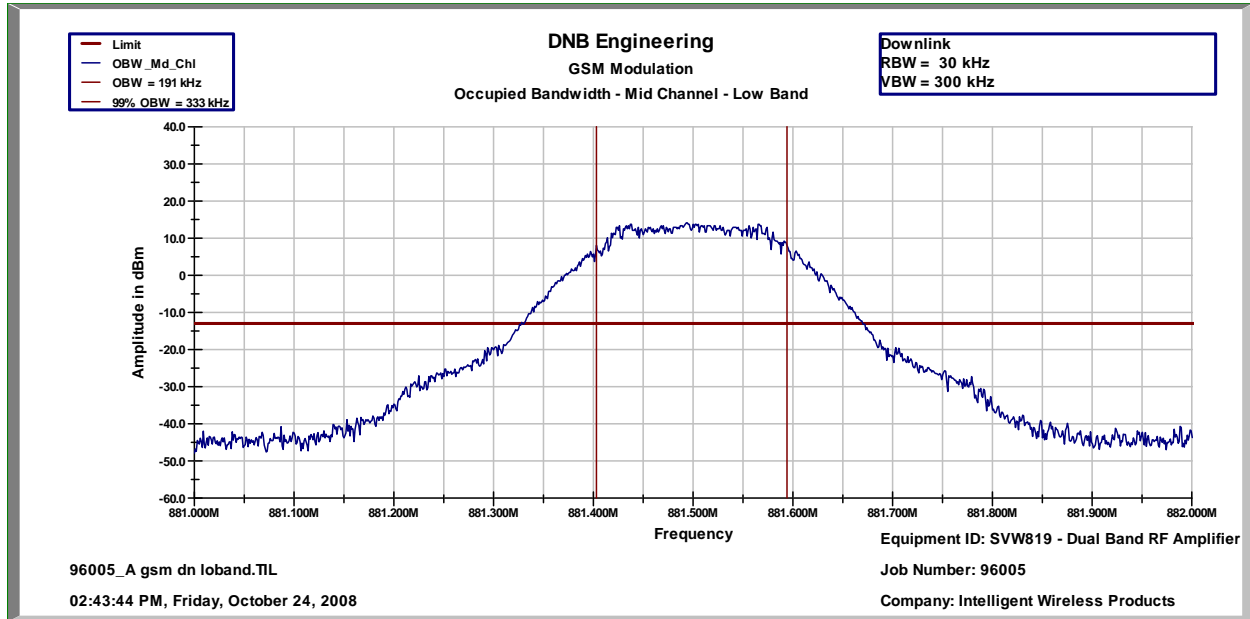



FIGURE 6: OCCUPIED BANDWIDTH

	1100 E Chalk Creek Road Coalville, UT 84017 (435) 336-4433 FAX (435) 336-4436		Modulation Characteristics	
	DNB Job Number: 96005	Date: 24 Oct 2008	Conformance Standards [X] IC RSS-131 [X] FCC Part 22 [X] FCC Part 24	
Customer: Intelligent Wireless Products, Inc.	Model Number: SVW819			
Description: RF amplifier	Downlink GSM 881.500 MHz			

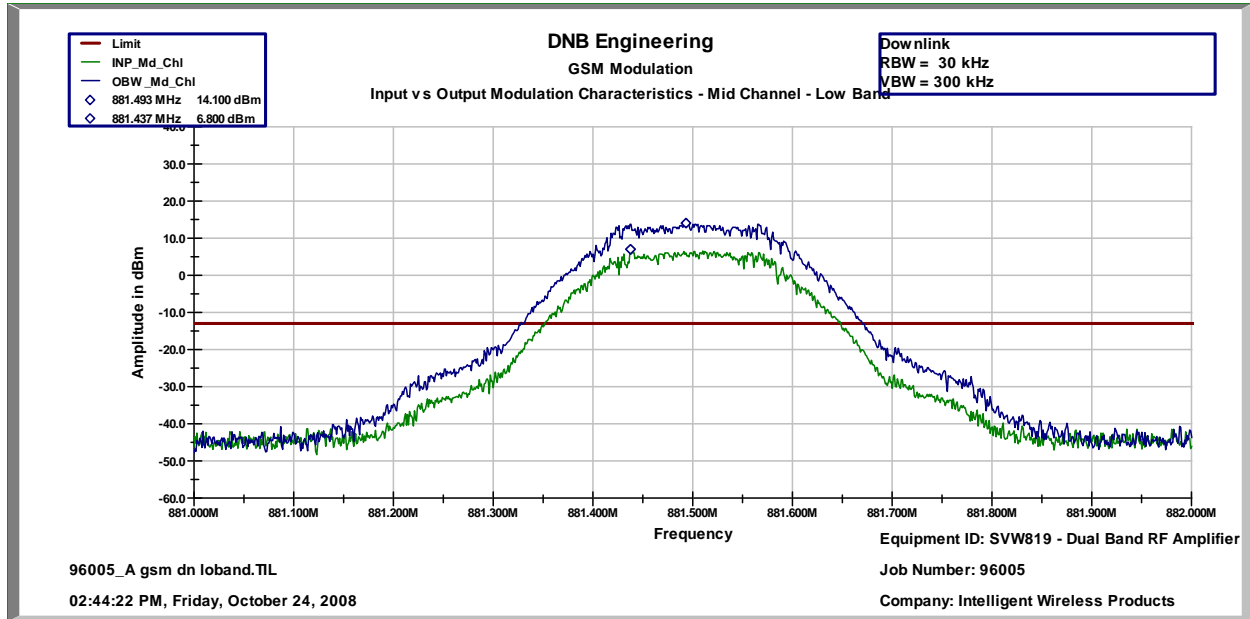


FIGURE 6: OCCUPIED BANDWIDTH

	1100 E Chalk Creek Road Coalville, UT 84017 (435) 336-4433 FAX (435) 336-4436		<h2>Occupied Bandwidth</h2>	
	DNB Job Number: 96005	Date: 24 Oct 2008	Conformance Standards [X] IC RSS-131 [X] FCC Part 22 [X] FCC Part 24	
Customer: Intelligent Wireless Products, Inc.	Model Number: SVW819			
Description: RF amplifier	Downlink GSM 893.650 MHz			

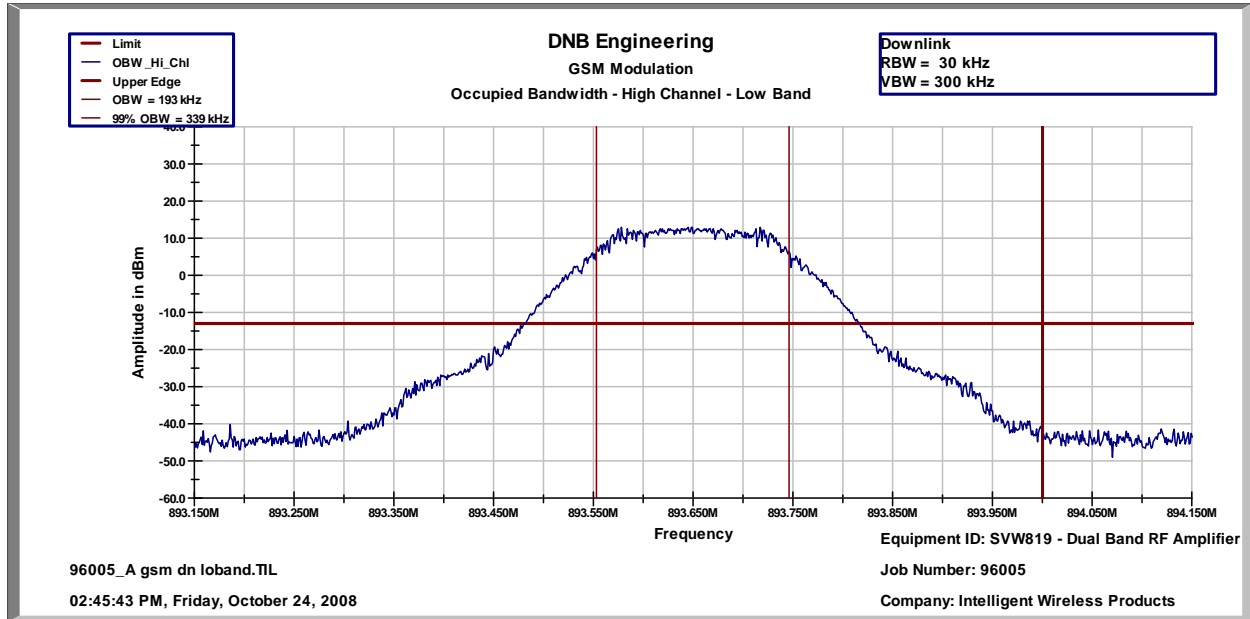



FIGURE 6: OCCUPIED BANDWIDTH

	1100 E Chalk Creek Road Coalville, UT 84017 (435) 336-4433 FAX (435) 336-4436		Modulation Characteristics	
	DNB Job Number: 96005	Date: 24 Oct 2008	Conformance Standards [X] IC RSS-131 [X] FCC Part 22 [X] FCC Part 24	
Customer: Intelligent Wireless Products, Inc.	Model Number: SVW819			
Description: RF amplifier	Downlink GSM 893.650 MHz			

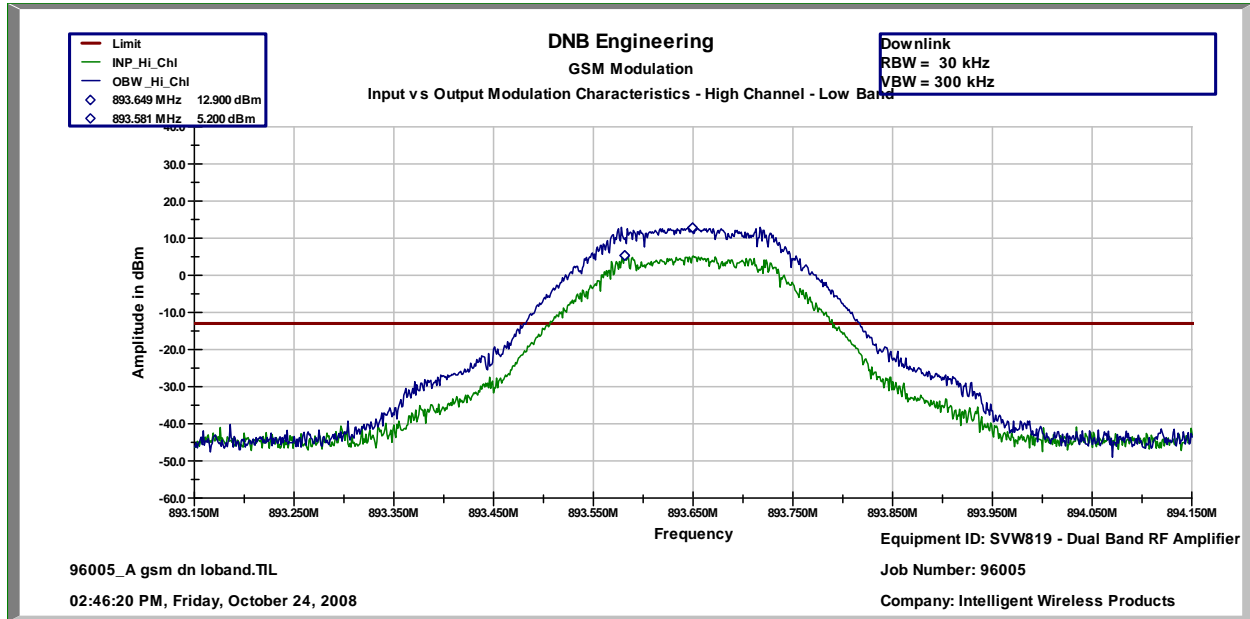



FIGURE 6: OCCUPIED BANDWIDTH

	1100 E Chalk Creek Road Coalville, UT 84017 (435) 336-4433 FAX (435) 336-4436		<h2>Occupied Bandwidth</h2>	
	DNB Job Number: 96005	Date: 24 Oct 2008		Conformance Standards [X] IC RSS-131 [X] FCC Part 22 [X] FCC Part 24
Customer:	Intelligent Wireless Products, Inc.			
Model Number:	SVW819			
Description:	RF amplifier			
Downlink GSM 1930.350 MHz				

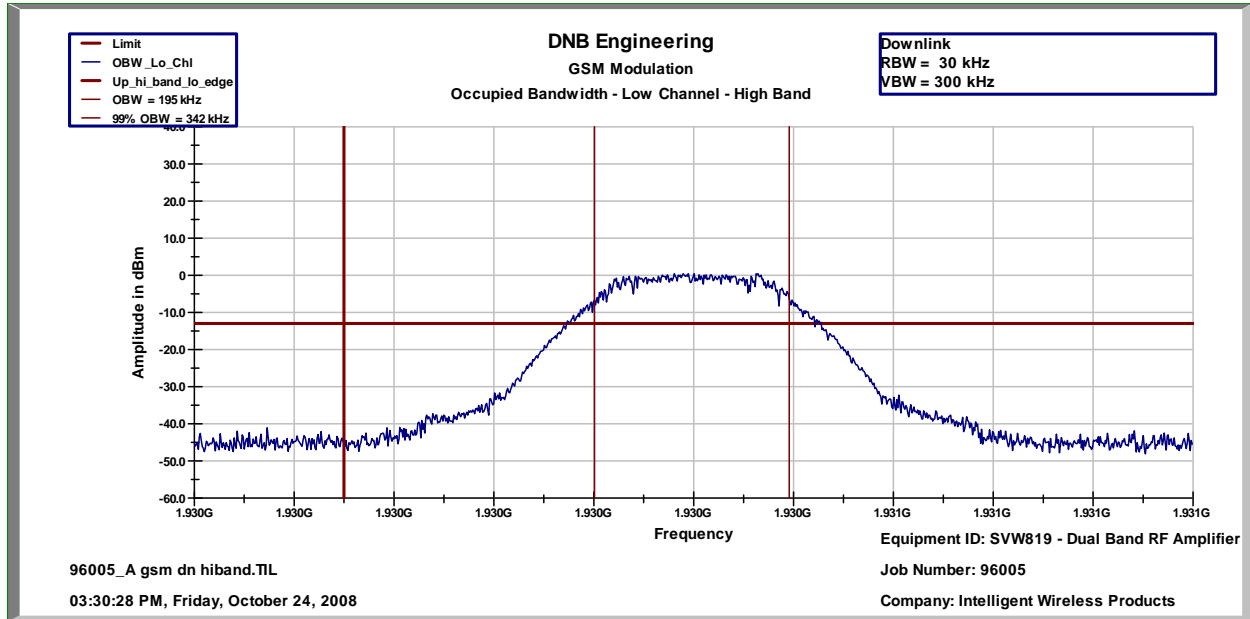



FIGURE 6: OCCUPIED BANDWIDTH

	1100 E Chalk Creek Road Coalville, UT 84017 (435) 336-4433 FAX (435) 336-4436		Modulation Characteristics	
	DNB Job Number: 96005	Date: 10 Nov 2008	Conformance Standards [X] IC RSS-131 [X] FCC Part 22 [X] FCC Part 24	
Customer: Intelligent Wireless Products, Inc.	Model Number: SVW819			
Description: RF amplifier	Downlink GSM 1930.350 MHz			

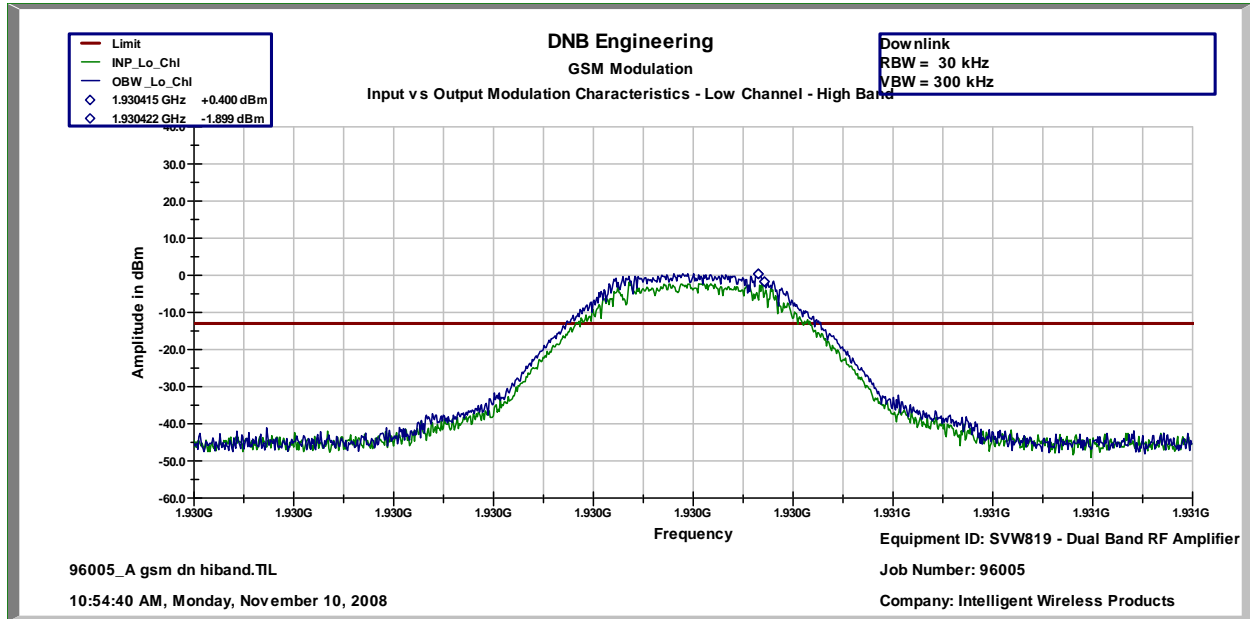



FIGURE 6: OCCUPIED BANDWIDTH

	1100 E Chalk Creek Road Coalville, UT 84017 (435) 336-4433 FAX (435) 336-4436		<h2>Occupied Bandwidth</h2>	
	DNB Job Number: 96005	Date: 24 Oct 2008	Conformance Standards [X] IC RSS-131 [X] FCC Part 22 [X] FCC Part 24	
Customer: Intelligent Wireless Products, Inc.	Model Number: SVW819			
Description: RF amplifier	Downlink GSM 1960.000 MHz			

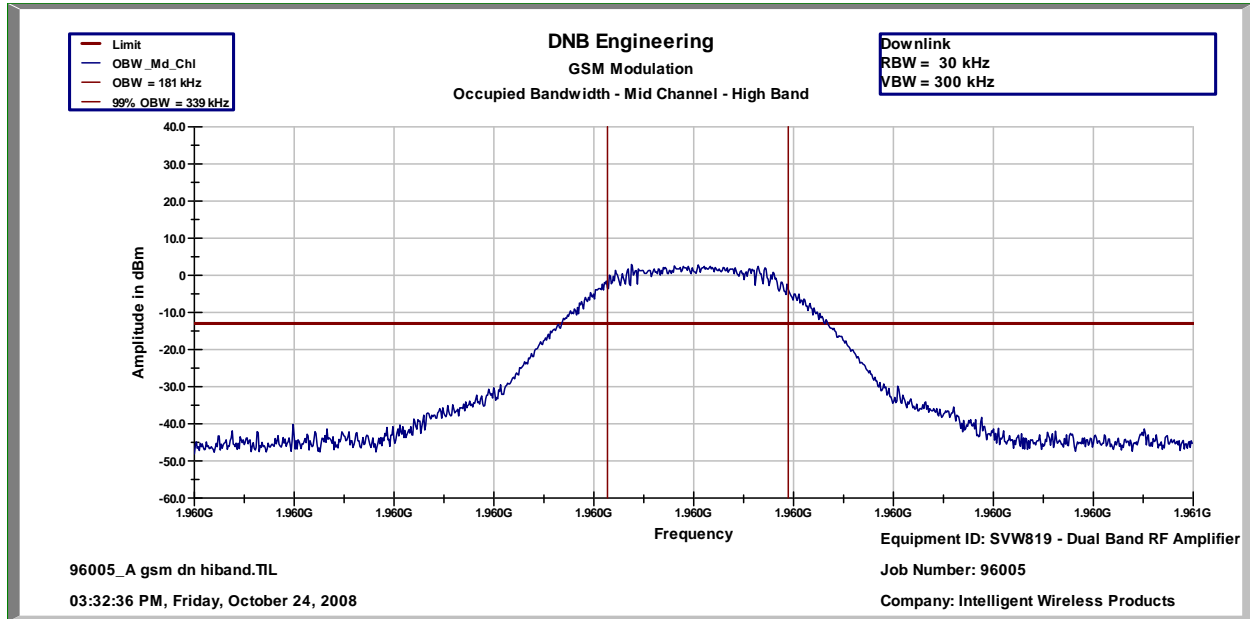



FIGURE 6: OCCUPIED BANDWIDTH

	1100 E Chalk Creek Road Coalville, UT 84017 (435) 336-4433 FAX (435) 336-4436		Modulation Characteristics	
	DNB Job Number: 96005	Date: 10 Nov 2008	Conformance Standards [X] IC RSS-131 [X] FCC Part 22 [X] FCC Part 24	
Customer: Intelligent Wireless Products, Inc.	Model Number: SVW819			
Description: RF amplifier	Downlink GSM 1960.000 MHz			

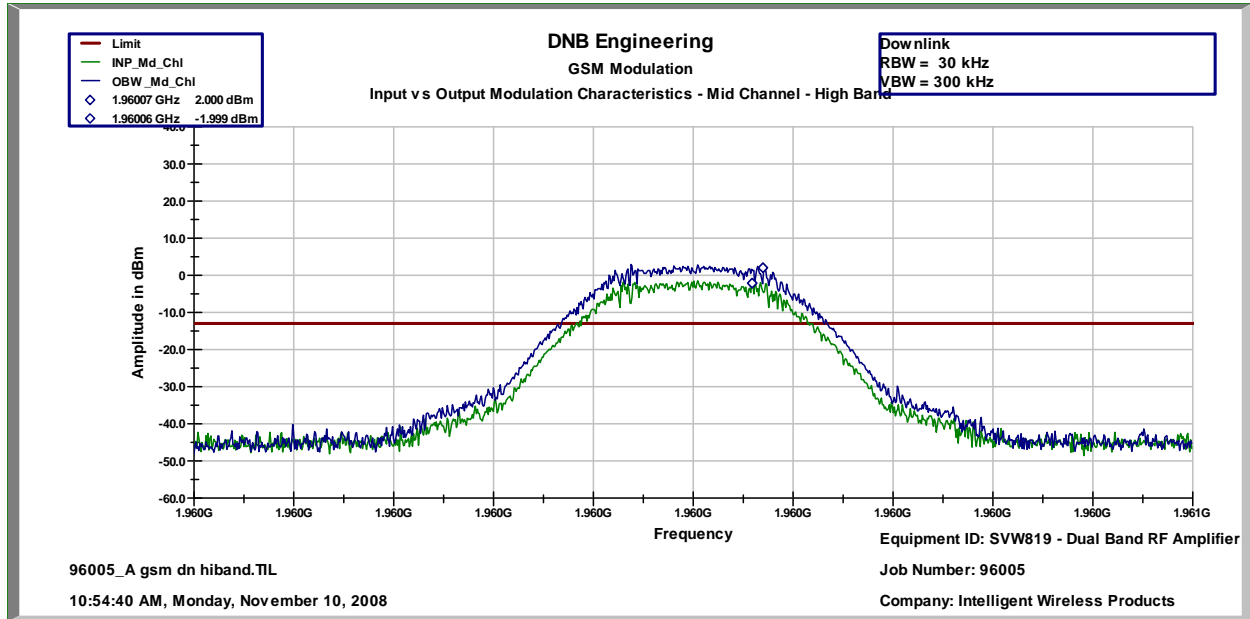



FIGURE 6: OCCUPIED BANDWIDTH

	1100 E Chalk Creek Road Coalville, UT 84017 (435) 336-4433 FAX (435) 336-4436		<h2>Occupied Bandwidth</h2>	
	DNB Job Number: 96005	Date: 24 Oct 2008		Conformance Standards [X] IC RSS-131 [X] FCC Part 22 [X] FCC Part 24
Customer: Intelligent Wireless Products, Inc.				
Model Number: SVW819				
Description: RF amplifier				
	Downlink GSM 1989.650 MHz			

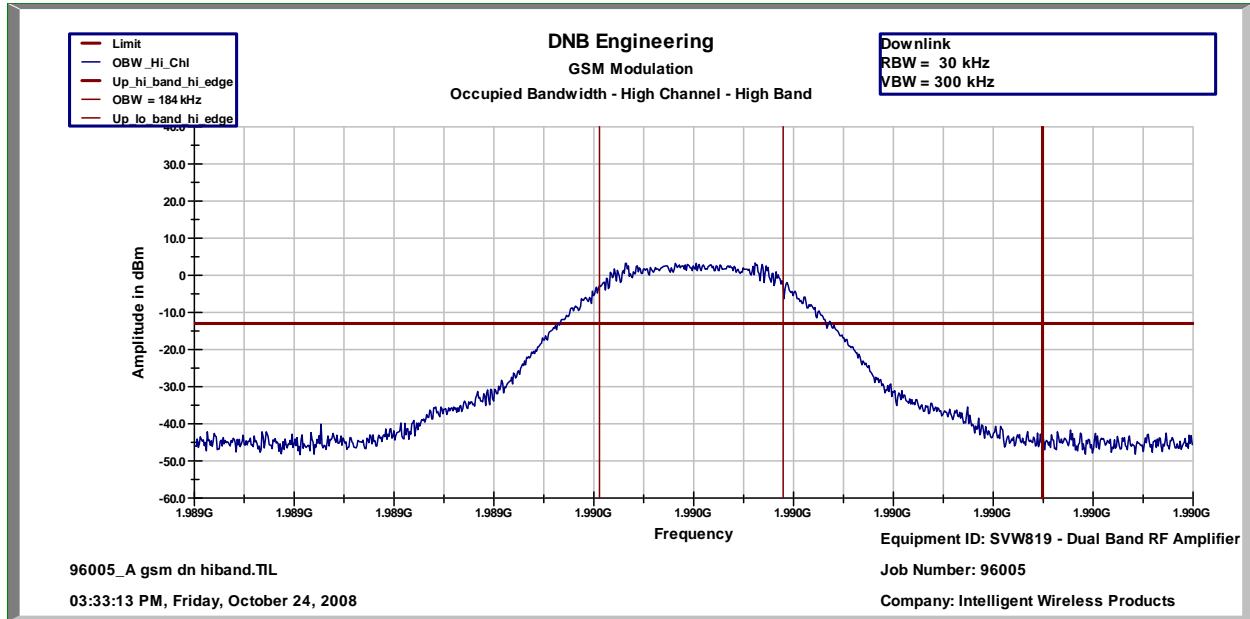



FIGURE 6: OCCUPIED BANDWIDTH

	1100 E Chalk Creek Road Coalville, UT 84017 (435) 336-4433 FAX (435) 336-4436		Modulation Characteristics	
	DNB Job Number: 96005	Date: 10 Nov 2008	Conformance Standards [X] IC RSS-131 [X] FCC Part 22 [X] FCC Part 24	
Customer: Intelligent Wireless Products, Inc.	Model Number: SVW819			
Description: RF amplifier	Downlink GSM 1989.650 MHz			

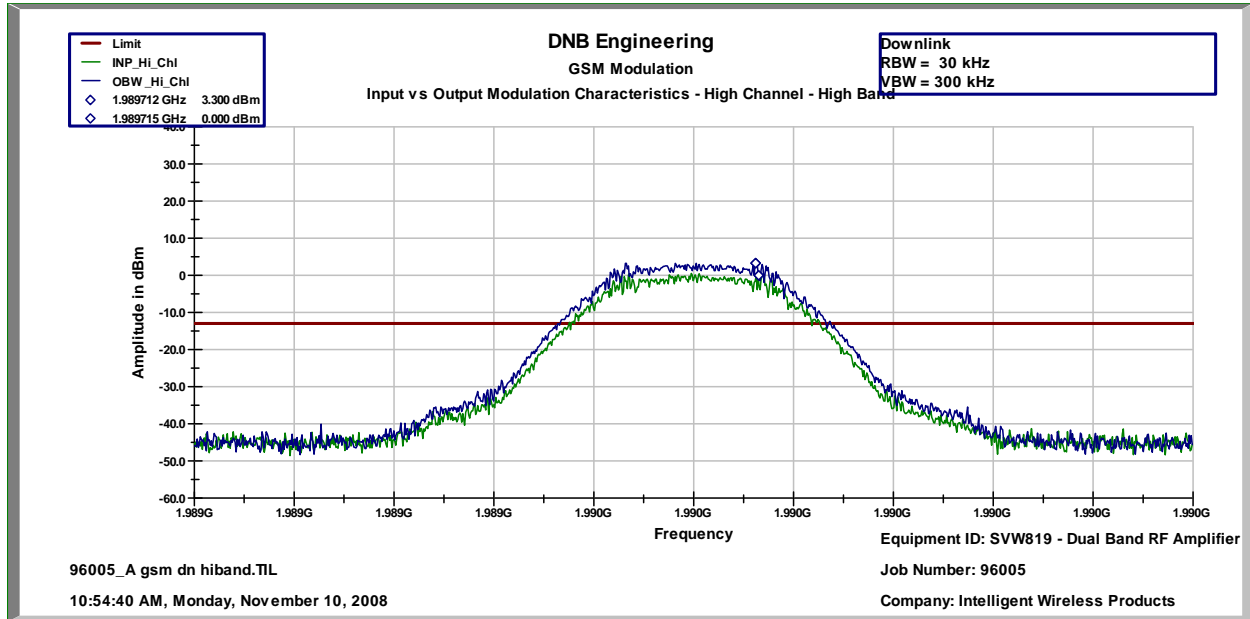



FIGURE 6: OCCUPIED BANDWIDTH

	1100 E Chalk Creek Road Coalville, UT 84017 (435) 336-4433 FAX (435) 336-4436		<h2>Occupied Bandwidth</h2>	
	DNB Job Number: 96005	Date: 27 Oct 2008	Conformance Standards [X] IC RSS-131 [X] FCC Part 22 [X] FCC Part 24	
Customer: Intelligent Wireless Products, Inc.	Model Number: SVW819			
Description: RF amplifier	Downlink TDMA 869.075 MHz			
Downlink TDMA 869.075 MHz				

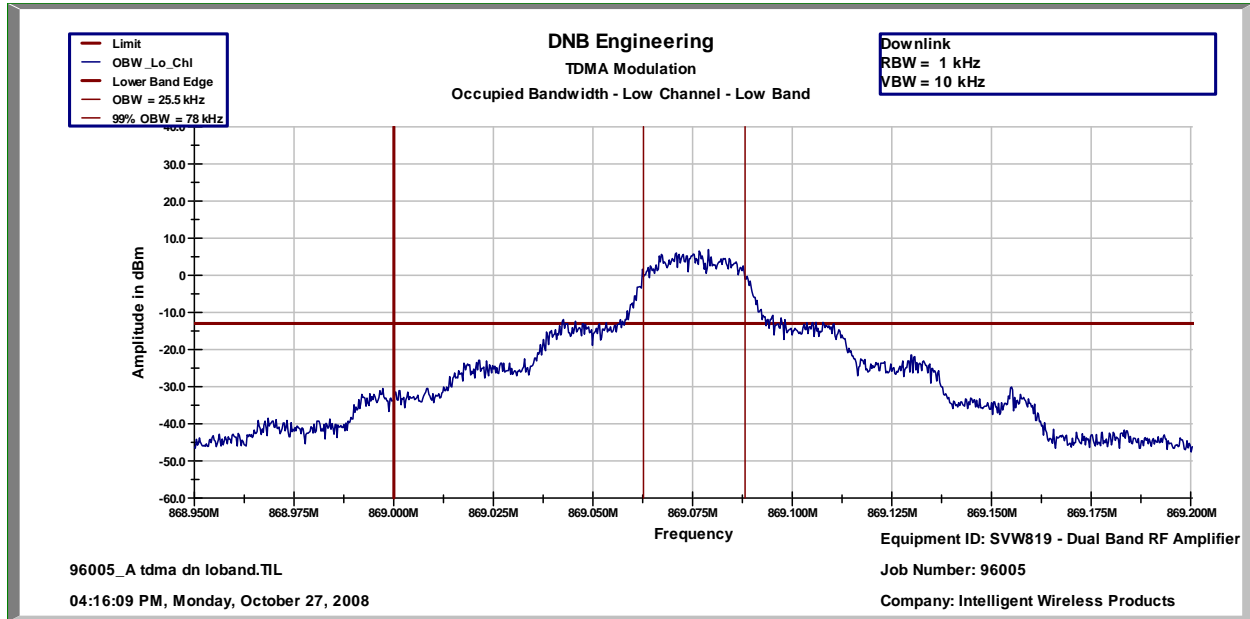


FIGURE 6: OCCUPIED BANDWIDTH

	1100 E Chalk Creek Road Coalville, UT 84017 (435) 336-4433 FAX (435) 336-4436		Modulation Characteristics	
	DNB Job Number: 96005	Date: 27 Oct 2008	Conformance Standards [X] IC RSS-131 [X] FCC Part 22 [X] FCC Part 24	
Customer: Intelligent Wireless Products, Inc.	Model Number: SVW819			
Description: RF amplifier	Downlink TDMA 869.075 MHz			

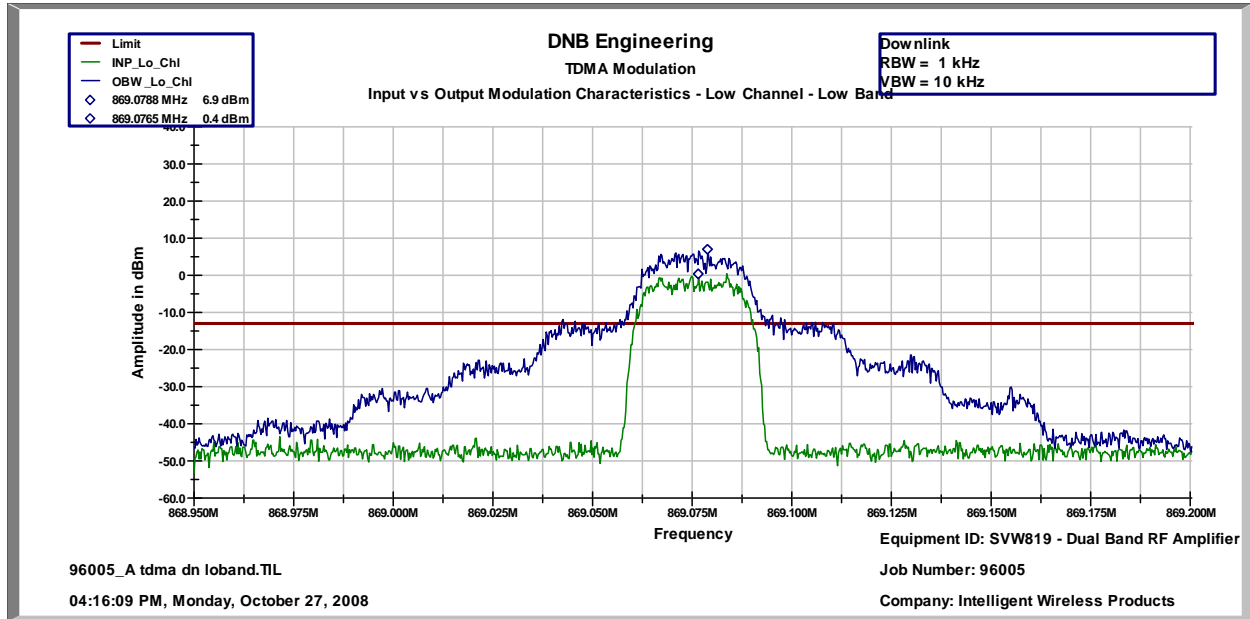



FIGURE 6: OCCUPIED BANDWIDTH

	1100 E Chalk Creek Road Coalville, UT 84017 (435) 336-4433 FAX (435) 336-4436		<h2>Occupied Bandwidth</h2>	
	DNB Job Number:	96005	Date:	27 Oct 2008
Customer:	Intelligent Wireless Products, Inc.			Conformance Standards [X] IC RSS-131 [X] FCC Part 22 [X] FCC Part 24
Model Number:	SVW819			
Description:	RF amplifier			
	Downlink TDMA 881.500 MHz			

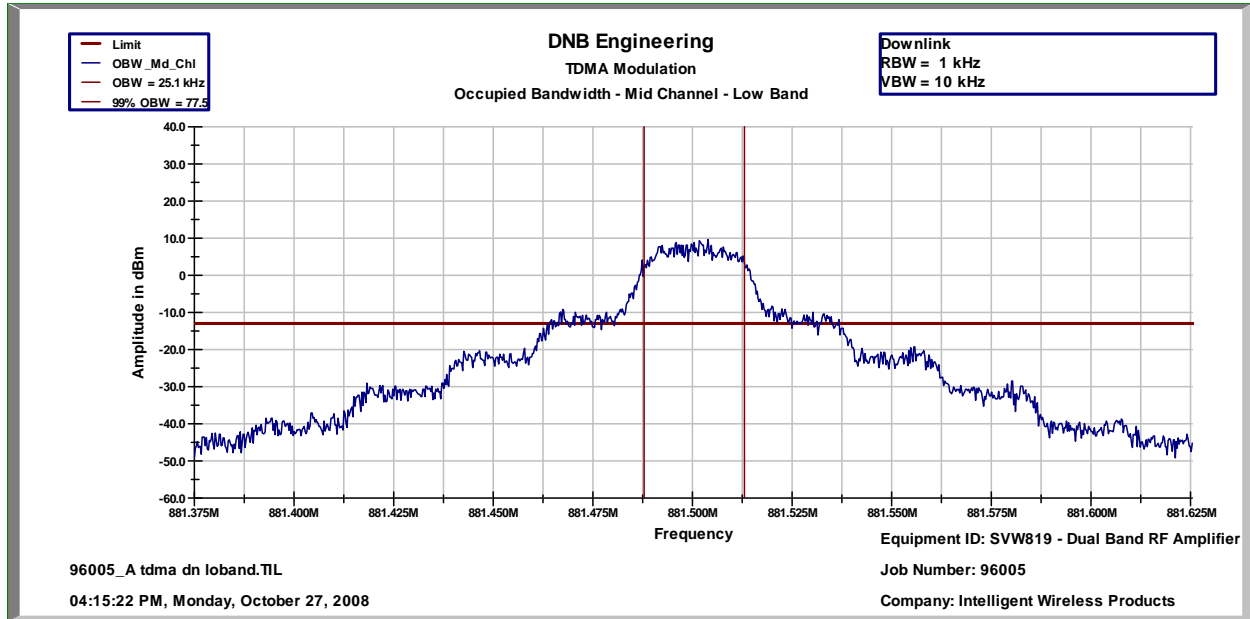


FIGURE 6: OCCUPIED BANDWIDTH

	1100 E Chalk Creek Road Coalville, UT 84017 (435) 336-4433 FAX (435) 336-4436		Modulation Characteristics	
	DNB Job Number: 96005	Date: 27 Oct 2008	Conformance Standards [X] IC RSS-131 [X] FCC Part 22 [X] FCC Part 24	
Customer: Intelligent Wireless Products, Inc.	Model Number: SVW819			
Description: RF amplifier	Downlink TDMA 881.500 MHz			

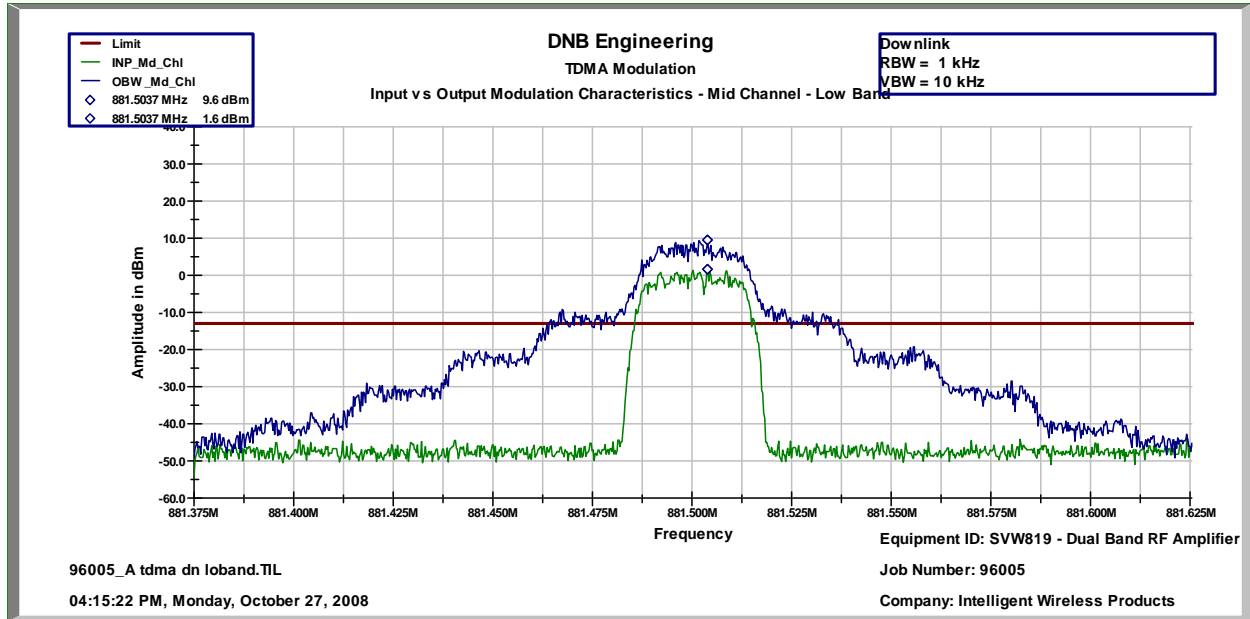



FIGURE 6: OCCUPIED BANDWIDTH

	1100 E Chalk Creek Road Coalville, UT 84017 (435) 336-4433 FAX (435) 336-4436		<h2>Occupied Bandwidth</h2>	
	DNB Job Number:	96005	Date:	27 Oct 2008
Customer:	Intelligent Wireless Products, Inc.			Conformance Standards [X] IC RSS-131 [X] FCC Part 22 [X] FCC Part 24
Model Number:	SVW819			
Description:	RF amplifier			
	Downlink TDMA 893.925 MHz			

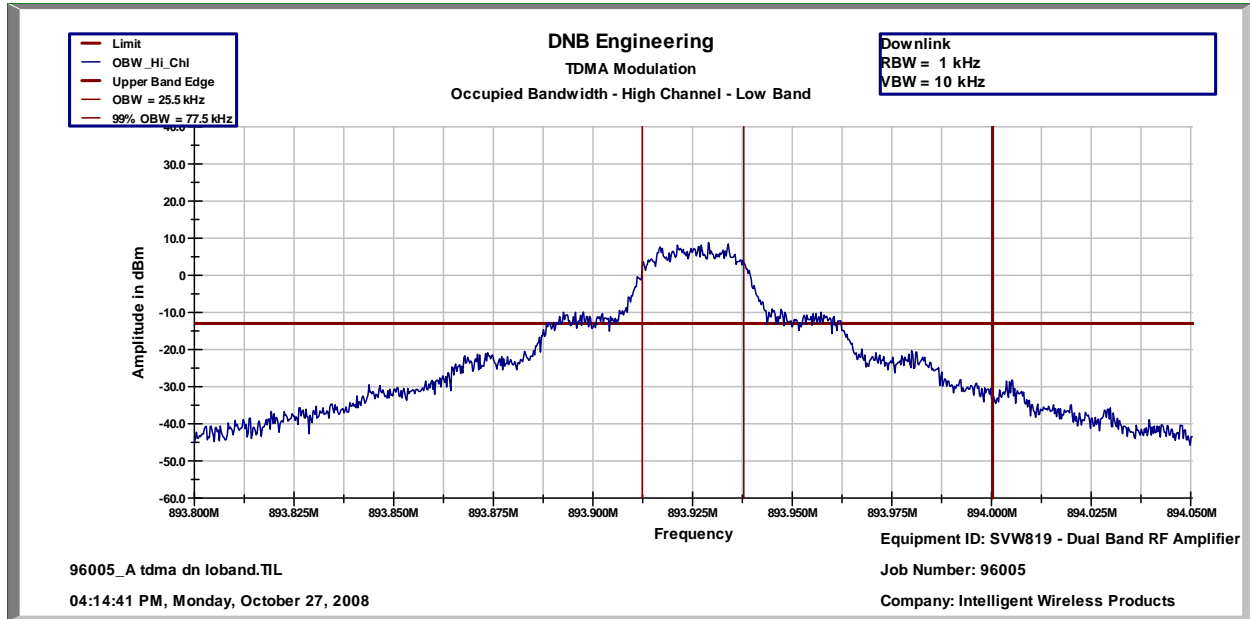



FIGURE 6: OCCUPIED BANDWIDTH

	1100 E Chalk Creek Road Coalville, UT 84017 (435) 336-4433 FAX (435) 336-4436		Modulation Characteristics	
	DNB Job Number: 96005	Date: 27 Oct 2008	Conformance Standards [X] IC RSS-131 [X] FCC Part 22 [X] FCC Part 24	
Customer: Intelligent Wireless Products, Inc.	Model Number: SVW819			
Description: RF amplifier	Downlink TDMA 893.925 MHz			

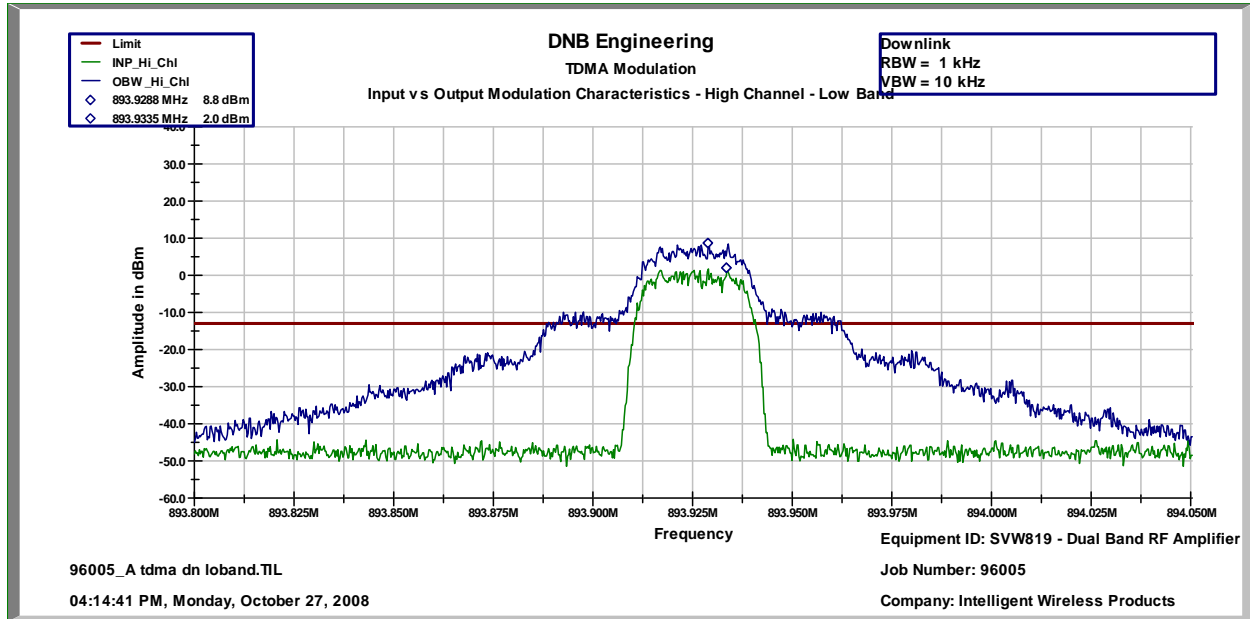



FIGURE 6: OCCUPIED BANDWIDTH

	1100 E Chalk Creek Road Coalville, UT 84017 (435) 336-4433 FAX (435) 336-4436		<h2>Occupied Bandwidth</h2>	
	DNE Job Number: 96005	Date: 12 Nov 2008	Conformance Standards [X] IC RSS-131 [X] FCC Part 22 [X] FCC Part 24	
Customer: Intelligent Wireless Products, Inc.				
Model Number: SVW819				
Description: RF amplifier Downlink TDMA 1930.075 MHz				

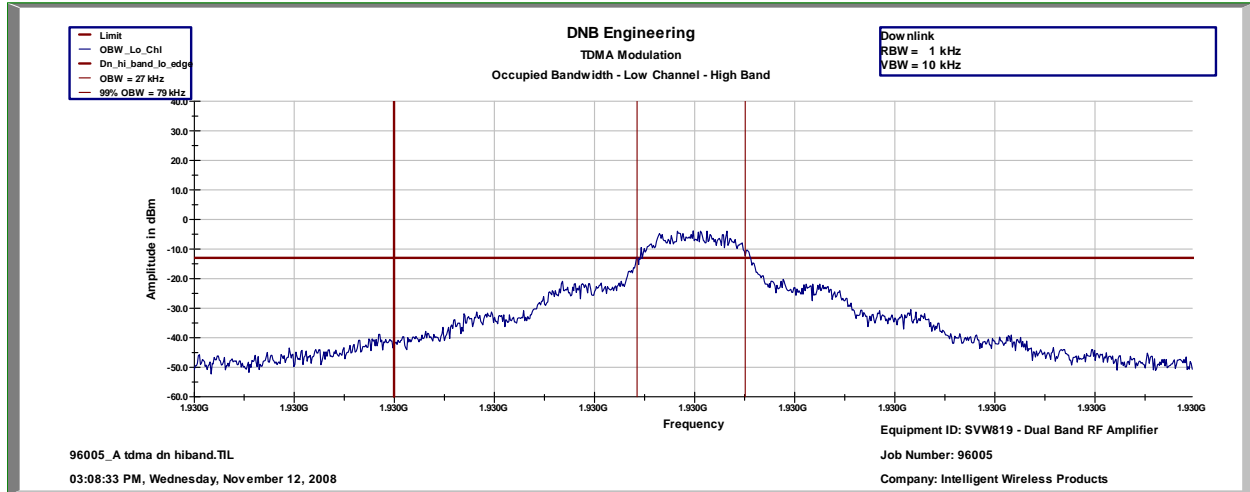



FIGURE 6: OCCUPIED BANDWIDTH

	1100 E Chalk Creek Road Coalville, UT 84017 (435) 336-4433 FAX (435) 336-4436		<h3>Modulation Characteristics</h3>	
	DNB Job Number: 96005	Date: 12 Nov 2008	Conformance Standards [X] IC RSS-131 [X] FCC Part 22 [X] FCC Part 24	
Customer: Intelligent Wireless Products, Inc.	Model Number: SVW819			
Description: RF amplifier	Downlink TDMA 1930.075 MHz			

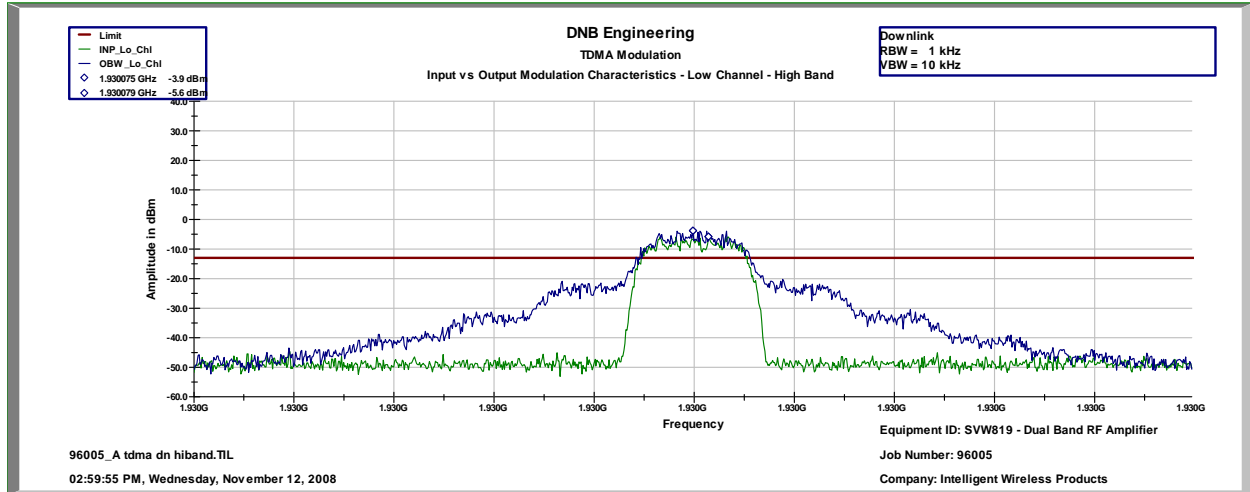



FIGURE 6: OCCUPIED BANDWIDTH

	1100 E Chalk Creek Road Coalville, UT 84017 (435) 336-4433 FAX (435) 336-4436		<h2>Occupied Bandwidth</h2>		
	DNB Job Number: 96005	Date: 12 Nov 2008		Conformance Standards [X] IC RSS-131 [X] FCC Part 22 [X] FCC Part 24	
Customer: Intelligent Wireless Products, Inc.					
Model Number: SVW819					
Description: RF amplifier					
		Downlink TDMA 1960.000 MHz			

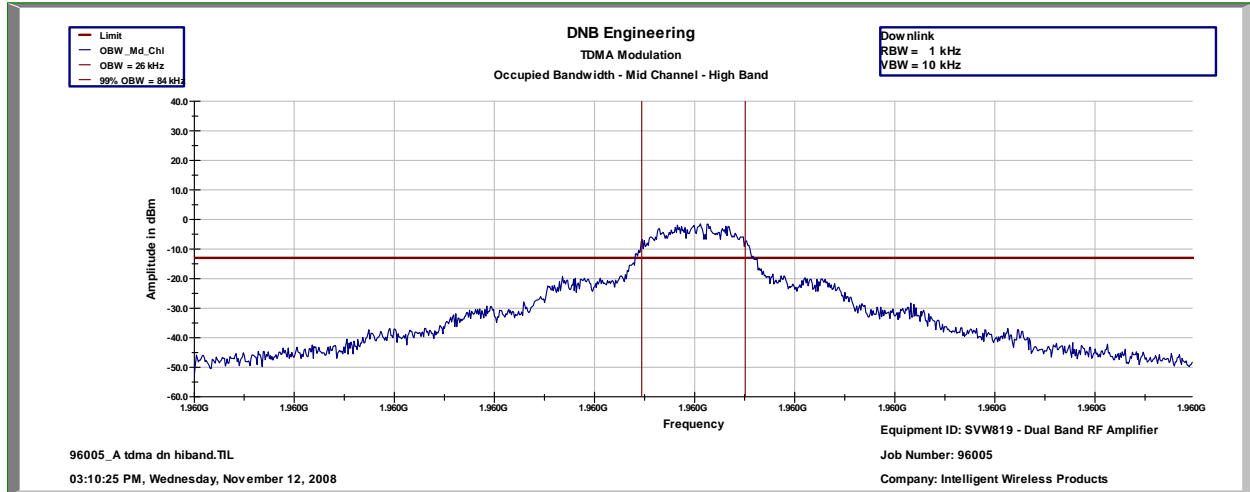



FIGURE 6: OCCUPIED BANDWIDTH

	1100 E Chalk Creek Road Coalville, UT 84017 (435) 336-4433 FAX (435) 336-4436		<h2>Modulation Characteristics</h2>	
	DNB Job Number: 96005	Date: 12 Nov 2008	Conformance Standards [X] IC RSS-131 [X] FCC Part 22 [X] FCC Part 24	
Customer: Intelligent Wireless Products, Inc.	Model Number: SVW819			
Description: RF amplifier	Downlink TDMA 1960.000 MHz			

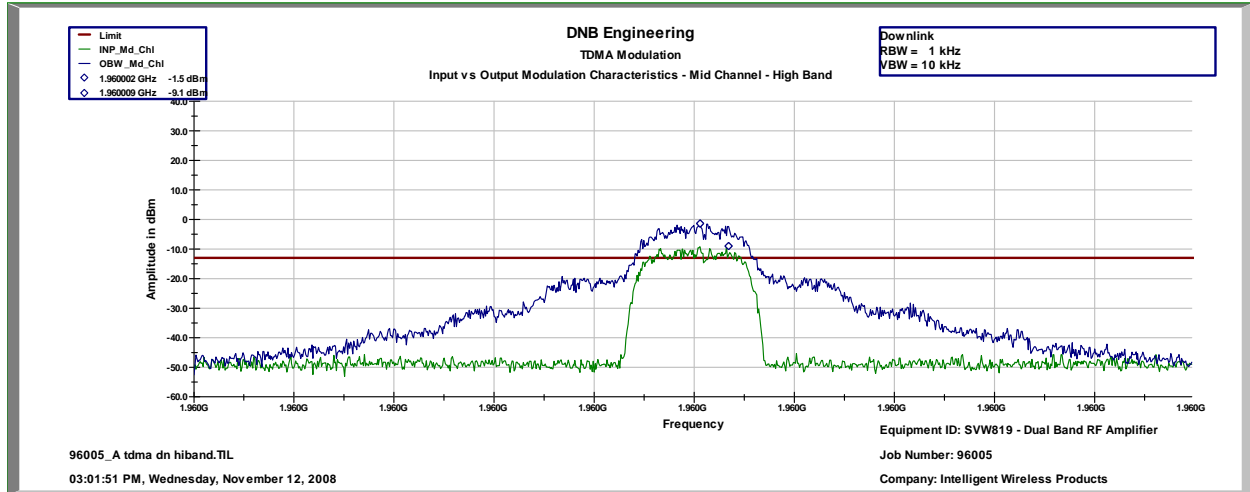



FIGURE 6: OCCUPIED BANDWIDTH

	1100 E Chalk Creek Road Coalville, UT 84017 (435) 336-4433 FAX (435) 336-4436		<h2>Occupied Bandwidth</h2>	
	DNB Job Number: 96005	Date: 12 Nov 2008	Conformance Standards [X] IC RSS-131 [X] FCC Part 22 [X] FCC Part 24	
Customer: Intelligent Wireless Products, Inc.				
Model Number: SVW819				
Description: RF amplifier Downlink TDMA 1989.925 MHz				

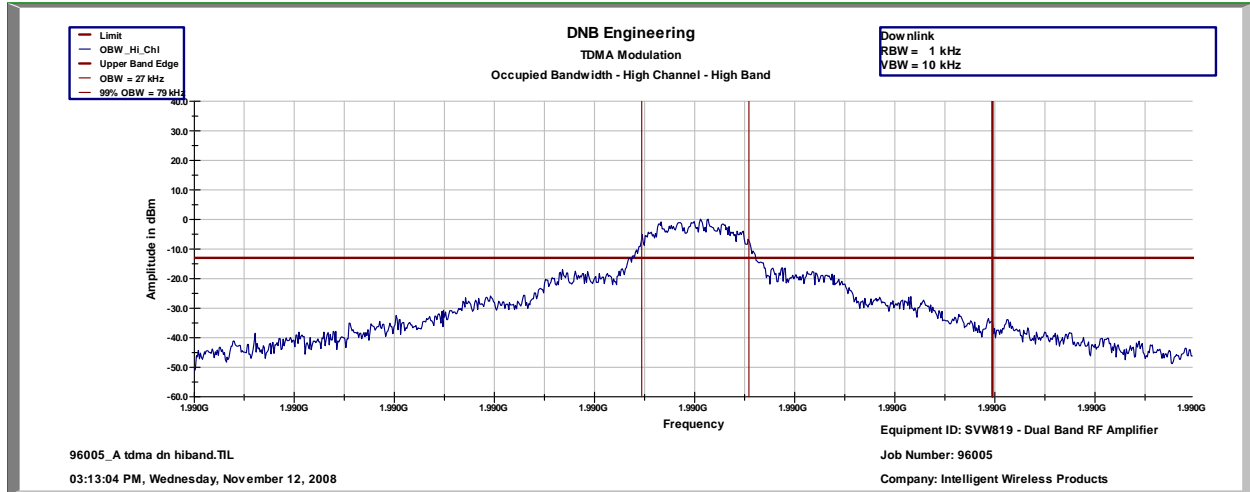



FIGURE 6: OCCUPIED BANDWIDTH

	1100 E Chalk Creek Road Coalville, UT 84017 (435) 336-4433 FAX (435) 336-4436		<h3>Modulation Characteristics</h3>	
	DNB Job Number: 96005	Date: 12 Nov 2008		Conformance Standards [X] IC RSS-131 [X] FCC Part 22 [X] FCC Part 24
Customer: Intelligent Wireless Products, Inc.				
Model Number: SVW819				
Description: RF amplifier				
	Downlink TDMA 1989.925 MHz			

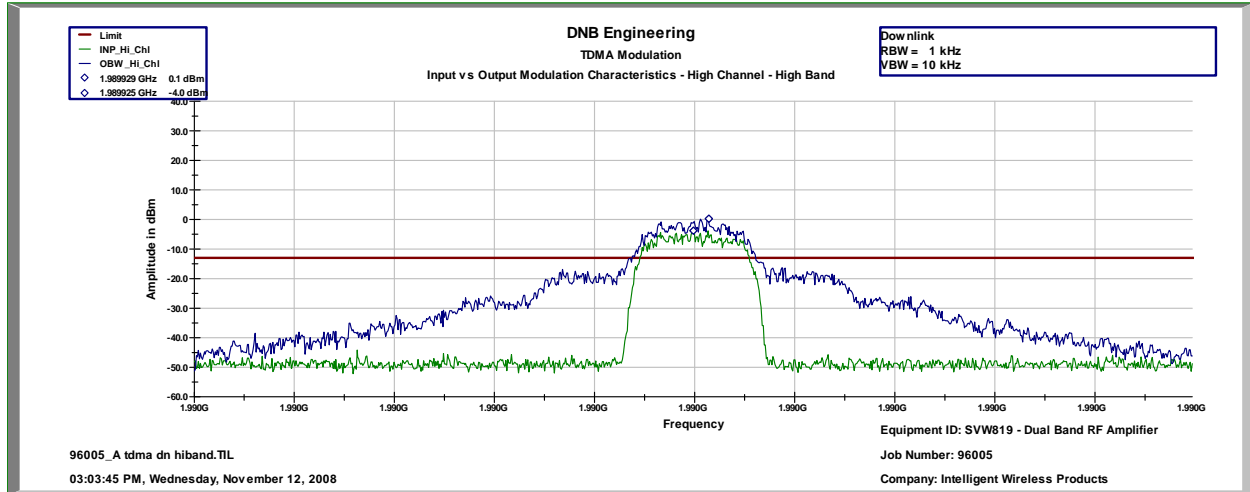



FIGURE 6: OCCUPIED BANDWIDTH

	1100 E Chalk Creek Road Coalville, UT 84017 (435) 336-4433 FAX (435) 336-4436		<h2>Occupied Bandwidth</h2>	
	DNB Job Number: 96005	Date: 8 Oct 2008		Conformance Standards [X] IC RSS-131 [X] FCC Part 22 [X] FCC Part 24
Customer: Intelligent Wireless Products, Inc.				
Model Number: SVW819				
Description: RF amplifier				
			Downlink CDMA 1931.000 MHz	

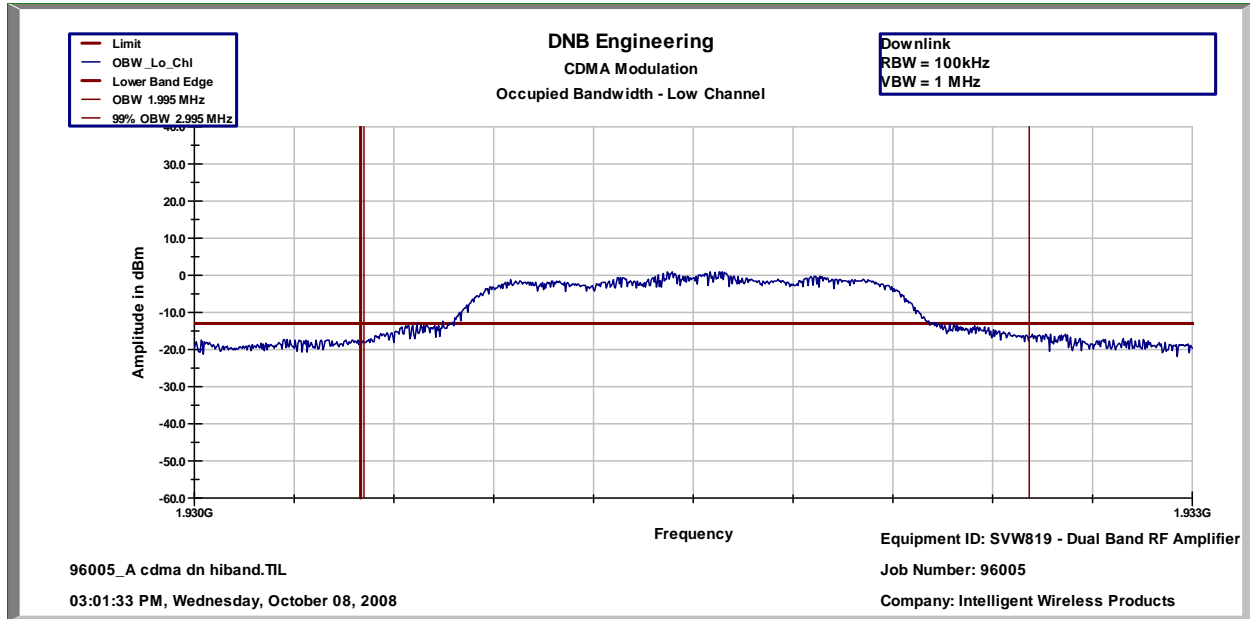



FIGURE 6: OCCUPIED BANDWIDTH

	1100 E Chalk Creek Road Coalville, UT 84017 (435) 336-4433 FAX (435) 336-4436		Modulation Characteristics	
	DNB Job Number: 96005	Date: 8 Oct 2008	Conformance Standards [X] IC RSS-131 [X] FCC Part 22 [X] FCC Part 24	
Customer: Intelligent Wireless Products, Inc.	Model Number: SVW819			
Description: RF amplifier	Downlink CDMA 1931.000 MHz			

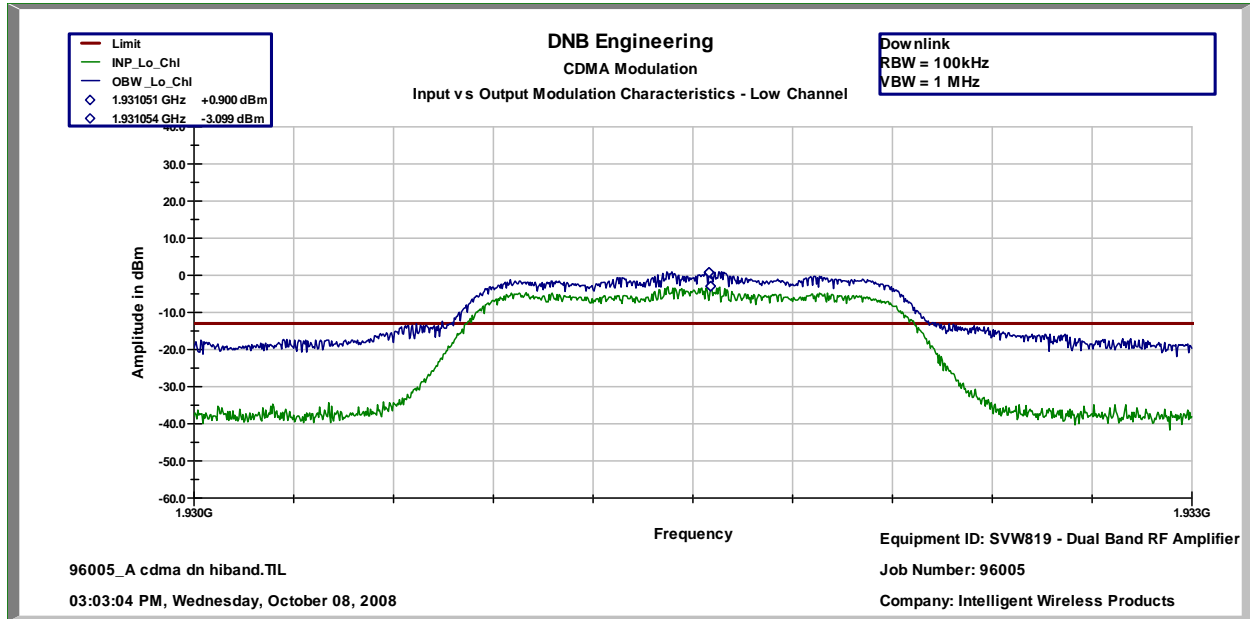



FIGURE 6: OCCUPIED BANDWIDTH

	1100 E Chalk Creek Road Coalville, UT 84017 (435) 336-4433 FAX (435) 336-4436		<h2>Occupied Bandwidth</h2>	
	DNB Job Number: 96005	Date: 8 Oct 2008		Conformance Standards [X] IC RSS-131 [X] FCC Part 22 [X] FCC Part 24
Customer: Intelligent Wireless Products, Inc.				
Model Number: SVW819				
Description: RF amplifier				
	Downlink CDMA 1960.000 MHz			

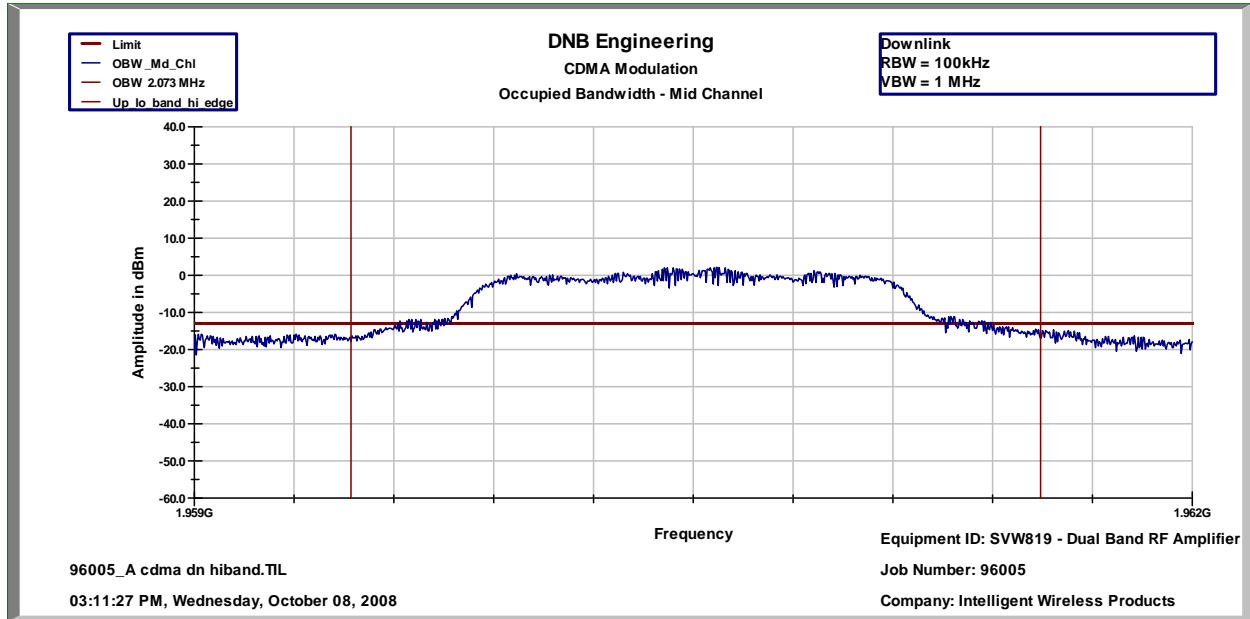



FIGURE 6: OCCUPIED BANDWIDTH

	1100 E Chalk Creek Road Coalville, UT 84017 (435) 336-4433 FAX (435) 336-4436		Modulation Characteristics	
	DNB Job Number: 96005	Date: 8 Oct 2008	Conformance Standards [X] IC RSS-131 [X] FCC Part 22 [X] FCC Part 24	
Customer: Intelligent Wireless Products, Inc.	Model Number: SVW819			
Description: RF amplifier	Downlink CDMA 1960.000 MHz			

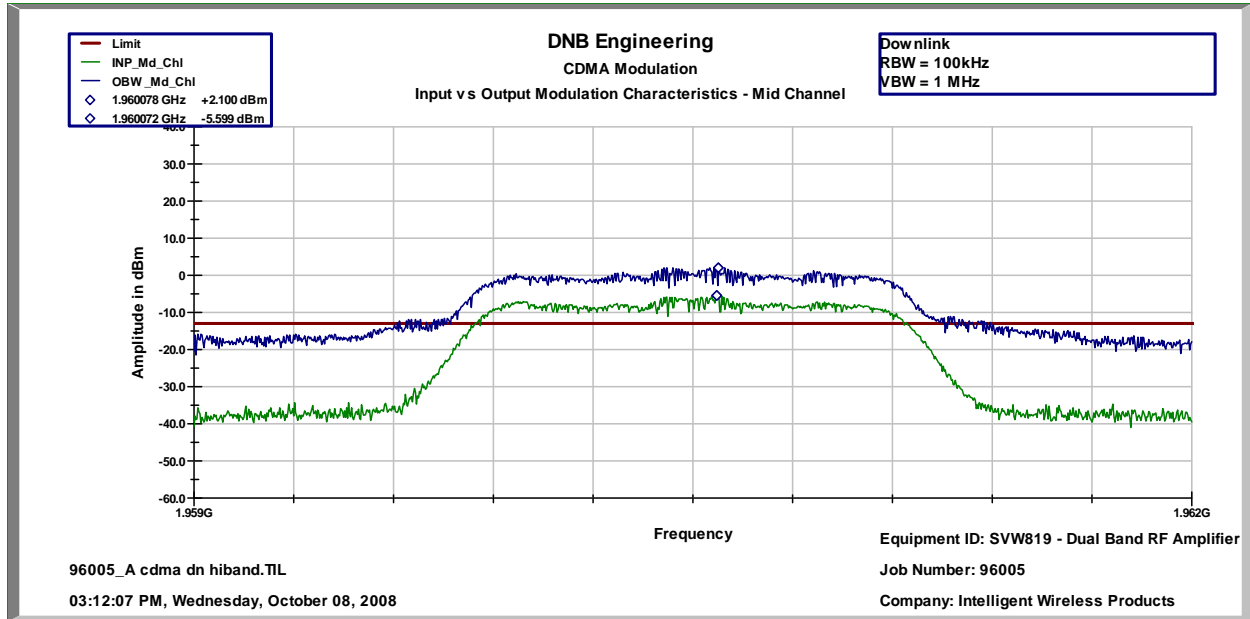



FIGURE 6: OCCUPIED BANDWIDTH

	1100 E Chalk Creek Road Coalville, UT 84017 (435) 336-4433 FAX (435) 336-4436		<h2>Occupied Bandwidth</h2>	
	DNB Job Number: 96005	Date: 8 Oct 2008	Conformance Standards [X] IC RSS-131 [X] FCC Part 22 [X] FCC Part 24	
Customer: Intelligent Wireless Products, Inc.	Model Number: SVW819			
Description: RF amplifier	Downlink CDMA 1989.000 MHz			

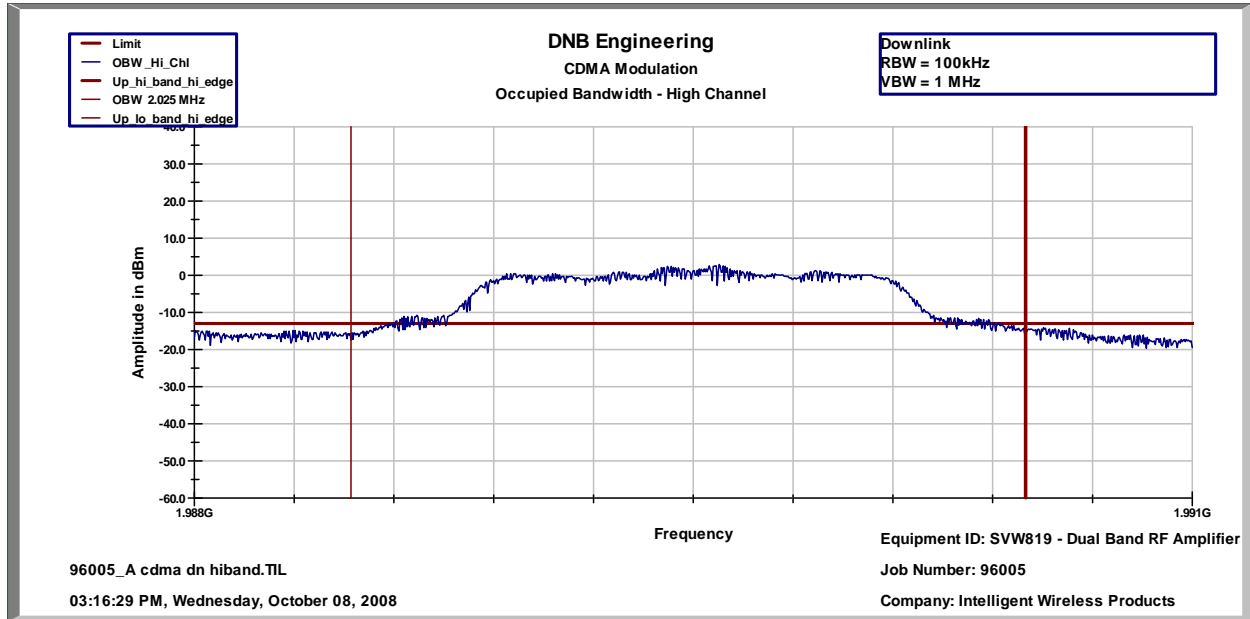



FIGURE 6: OCCUPIED BANDWIDTH

	1100 E Chalk Creek Road Coalville, UT 84017 (435) 336-4433 FAX (435) 336-4436		Modulation Characteristics	
	DNB Job Number: 96005	Date: 8 Oct 2008	Conformance Standards [X] IC RSS-131 [X] FCC Part 22 [X] FCC Part 24	
Customer: Intelligent Wireless Products, Inc.	Model Number: SVW819			
Description: RF amplifier	Downlink CDMA 1989.000 MHz			

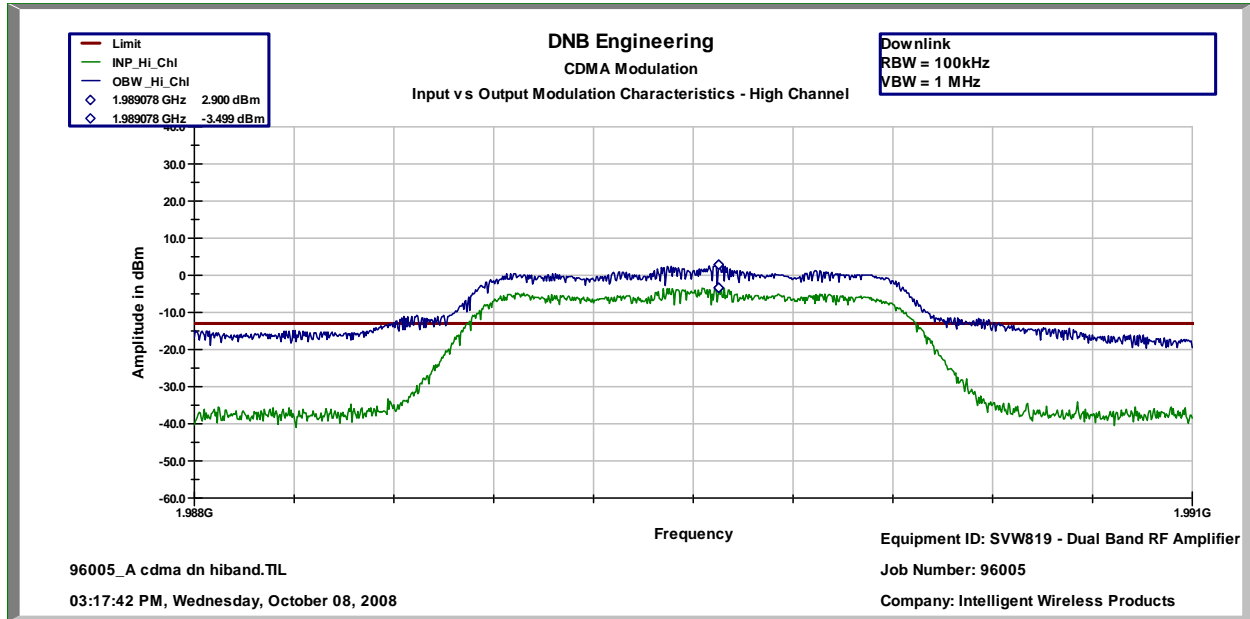



FIGURE 6: OCCUPIED BANDWIDTH

	1100 E Chalk Creek Road Coalville, UT 84017 (435) 336-4433 FAX (435) 336-4436		<h2>Inter-Modulation</h2>	
	DNB Job Number:	96005	Date:	24 Oct 2008
	Customer:	Intelligent Wireless Products, Inc.		
	Model Number:	SVW819		
	Description:	RF amplifier Uplink Signal Source - CDMA		
				Conformance Standards <input checked="" type="checkbox"/> IC RSS-131 <input checked="" type="checkbox"/> FCC Part 22 <input checked="" type="checkbox"/> FCC Part 24

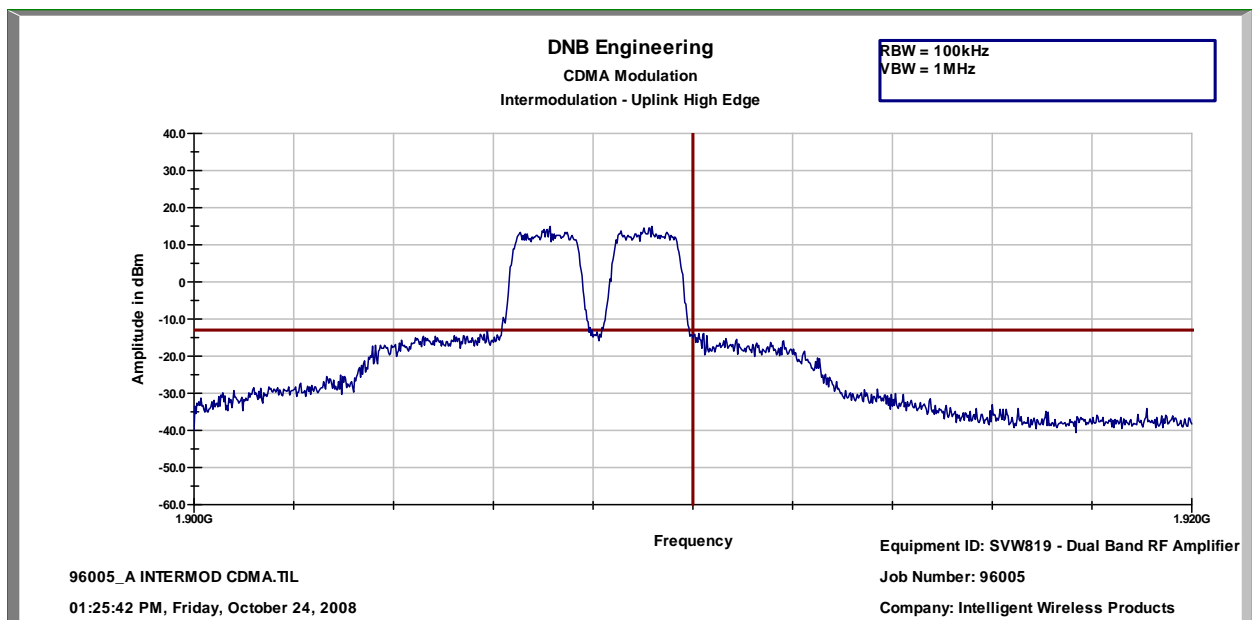
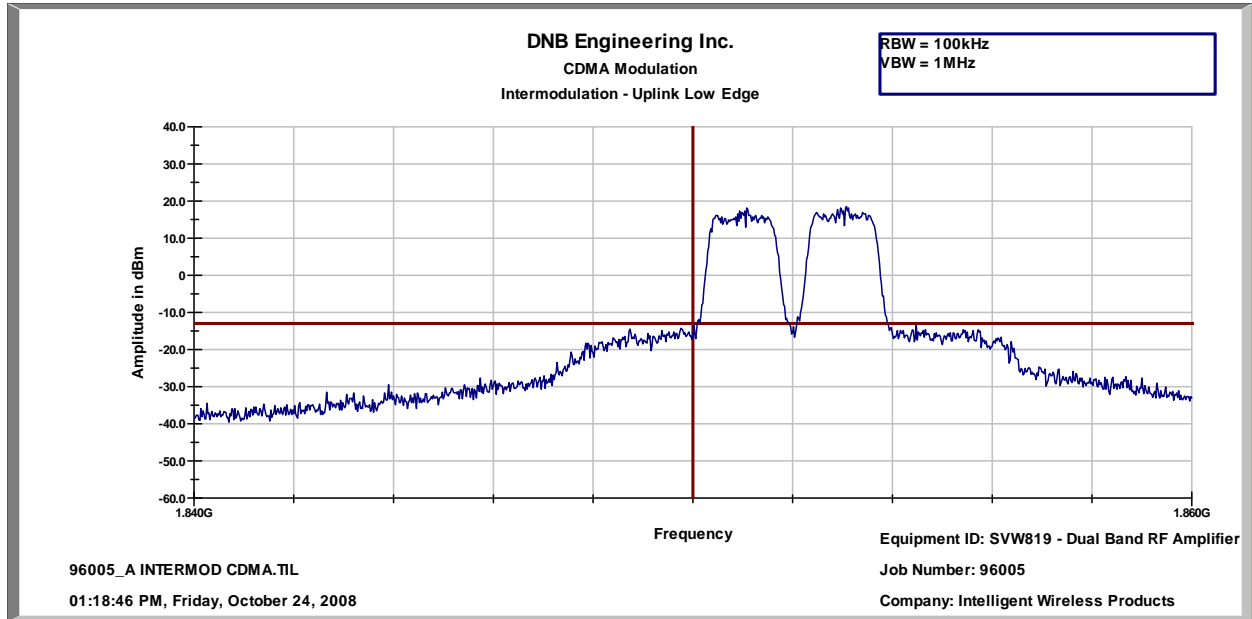



FIGURE 6: OCCUPIED BANDWIDTH

	1100 E Chalk Creek Road Coalville, UT 84017 (435) 336-4433 FAX (435) 336-4436		<h2>Inter-Modulation</h2>	
	DNB Job Number: 96005	Date: 24 Oct 2008	Conformance Standards [X] IC RSS-131 [X] FCC Part 22 [X] FCC Part 24	
Customer: Intelligent Wireless Products, Inc.				
Model Number: SVW819				
Description: RF amplifier Downlink Signal Source - CDMA				

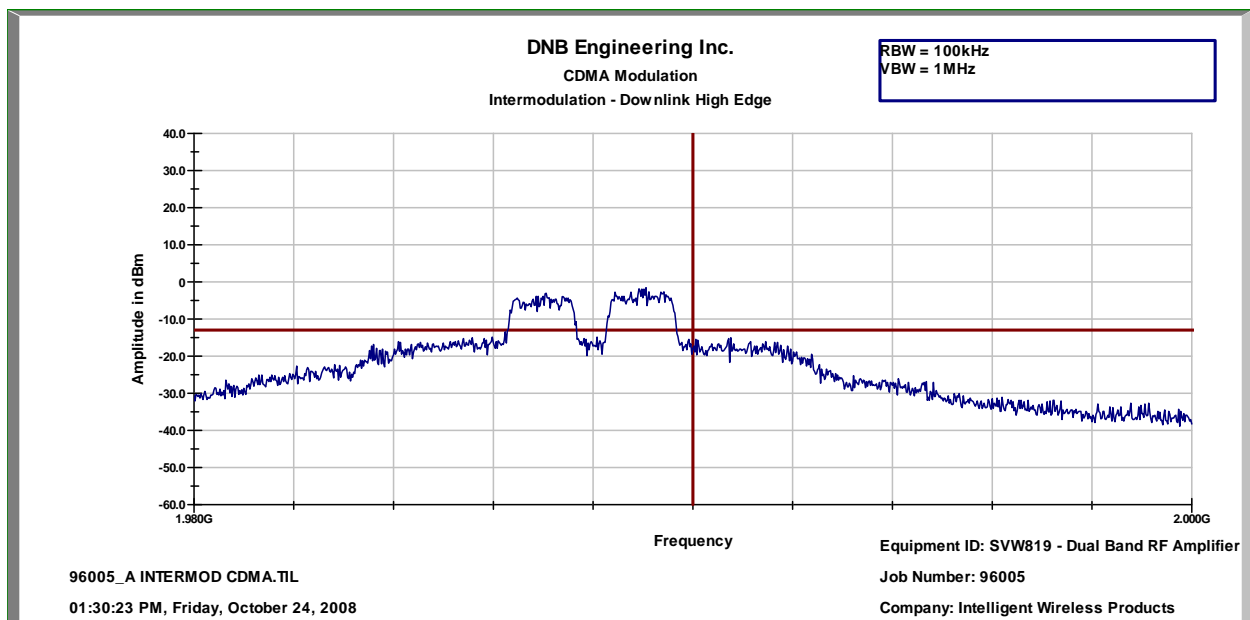
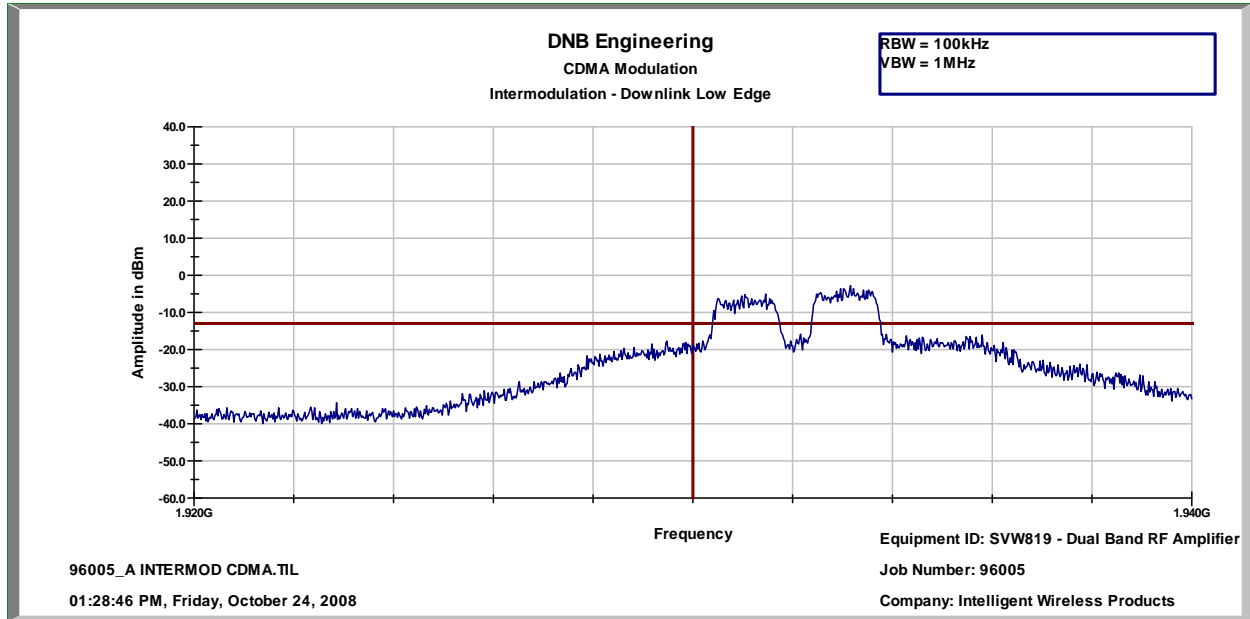



FIGURE 6: OCCUPIED BANDWIDTH

	1100 E Chalk Creek Road Coalville, UT 84017 (435) 336-4433 FAX (435) 336-4436		<h2>Inter-Modulation</h2>	
	DNB Job Number: 96005	Date: 24 Oct 2008	Conformance Standards [X] IC RSS-131 [X] FCC Part 22 [X] FCC Part 24	
Customer: Intelligent Wireless Products, Inc.				
Model Number: SVW819				
Description: RF amplifier Uplink Signal Source - GSM – Low Band				

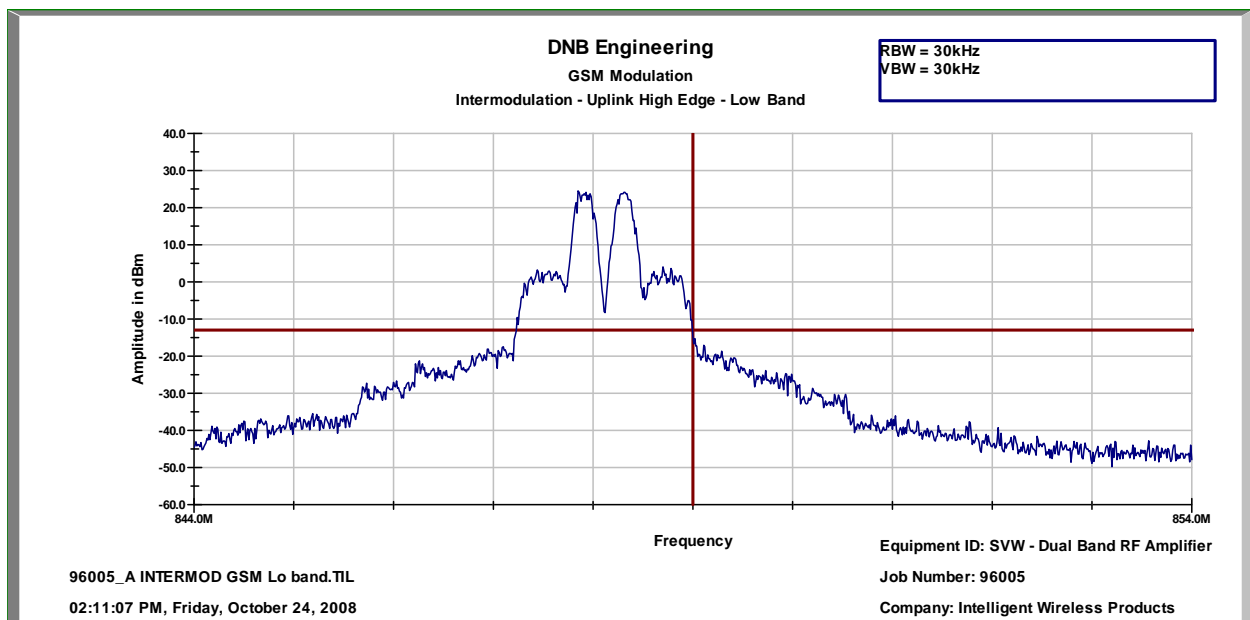
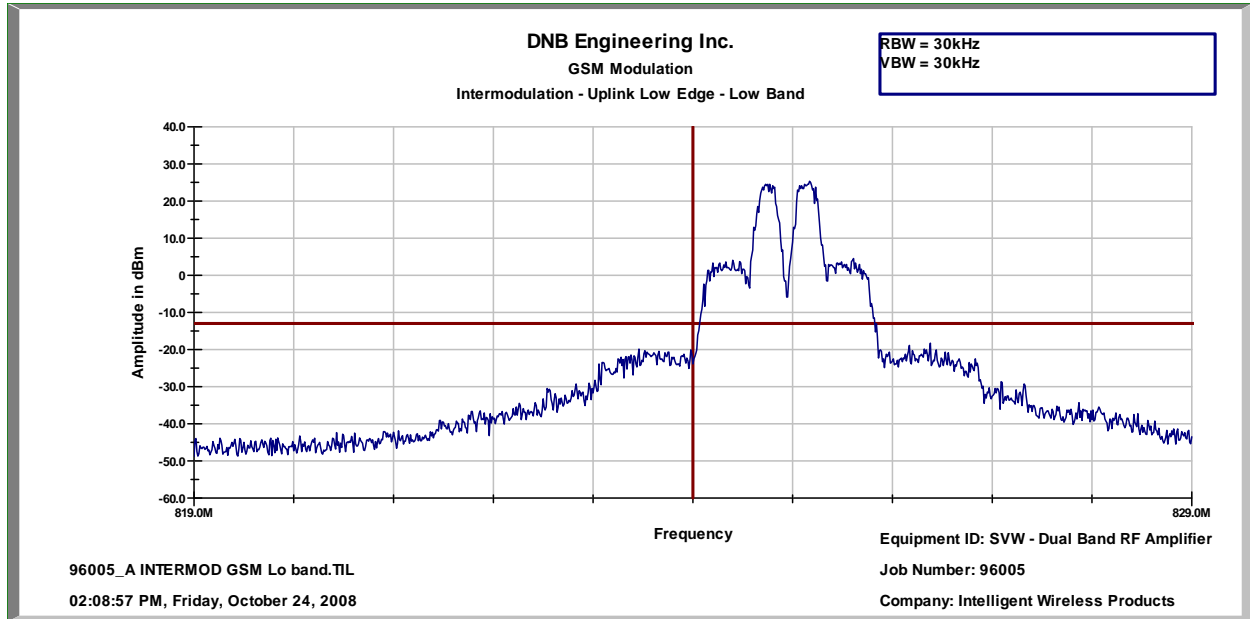



FIGURE 6: OCCUPIED BANDWIDTH

	1100 E Chalk Creek Road Coalville, UT 84017 (435) 336-4433 FAX (435) 336-4436		<h2>Inter-Modulation</h2>	
	DNB Job Number: 96005	Date: 24 Oct 2008	Conformance Standards [X] IC RSS-131 [X] FCC Part 22 [X] FCC Part 24	
Customer: Intelligent Wireless Products, Inc.				
Model Number: SVW819				
Description: RF amplifier Downlink Signal Source - GSM – Low Band				

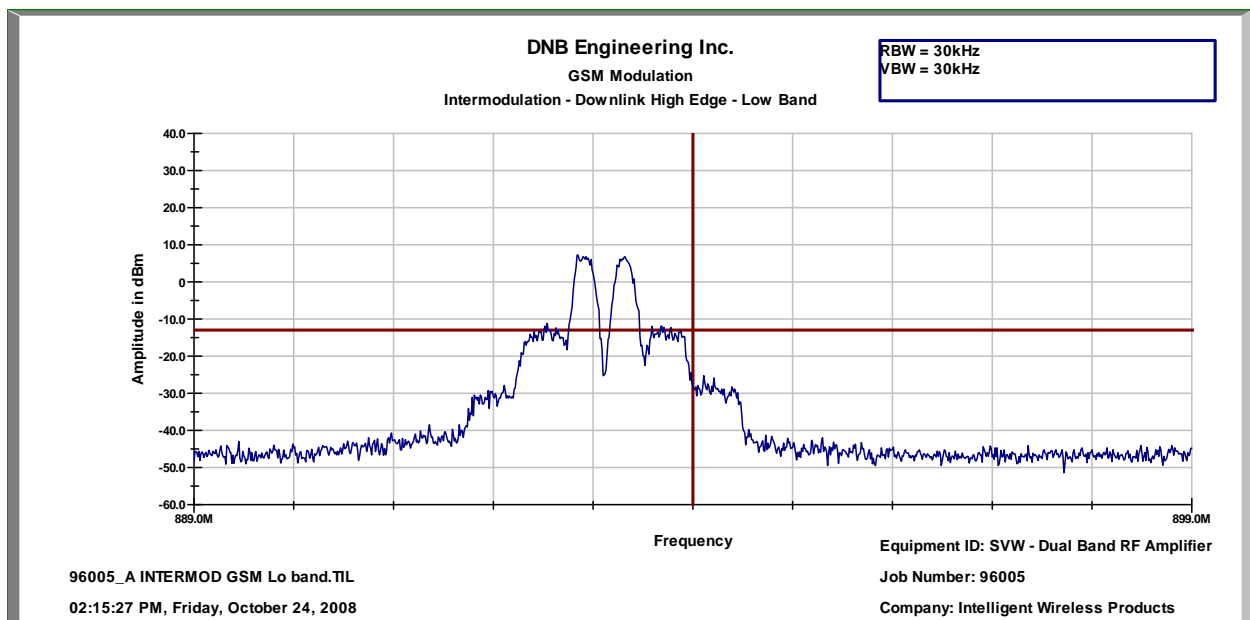
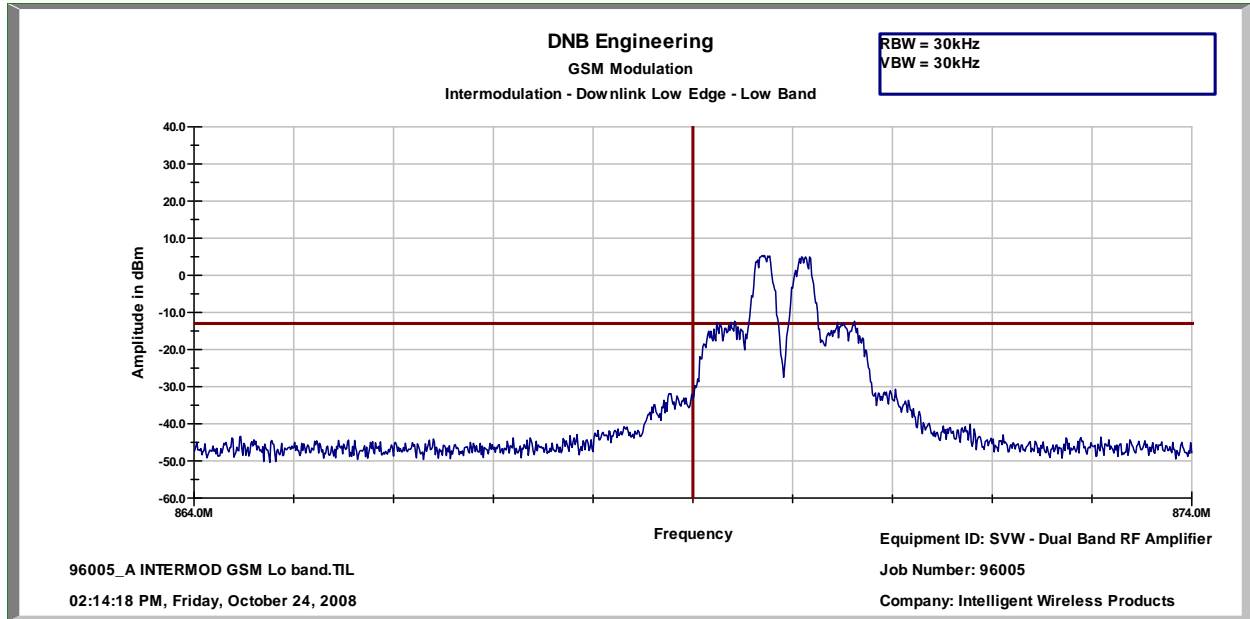


FIGURE 6: OCCUPIED BANDWIDTH

	1100 E Chalk Creek Road Coalville, UT 84017 (435) 336-4433 FAX (435) 336-4436		<h2>Inter-Modulation</h2>	
	DNB Job Number: 96005	Date: 24 Oct 2008	Conformance Standards [X] IC RSS-131 [X] FCC Part 22 [X] FCC Part 24	
Customer: Intelligent Wireless Products, Inc.				
Model Number: SVW819				
Description: RF amplifier Uplink Signal Source - GSM – High Band				

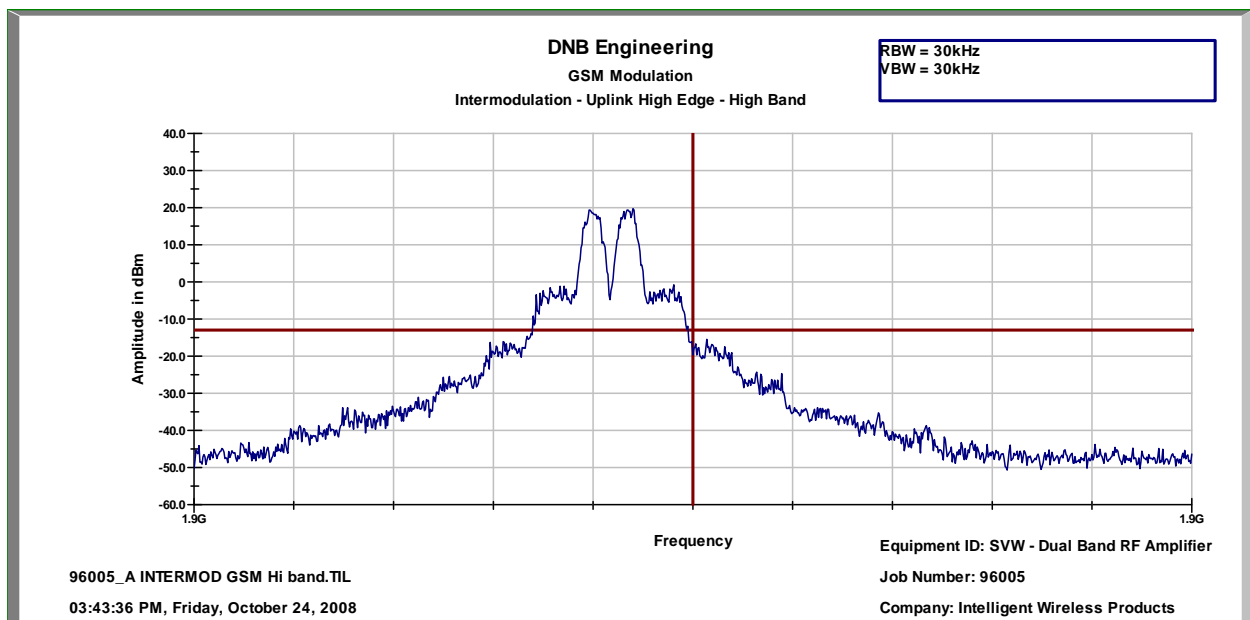
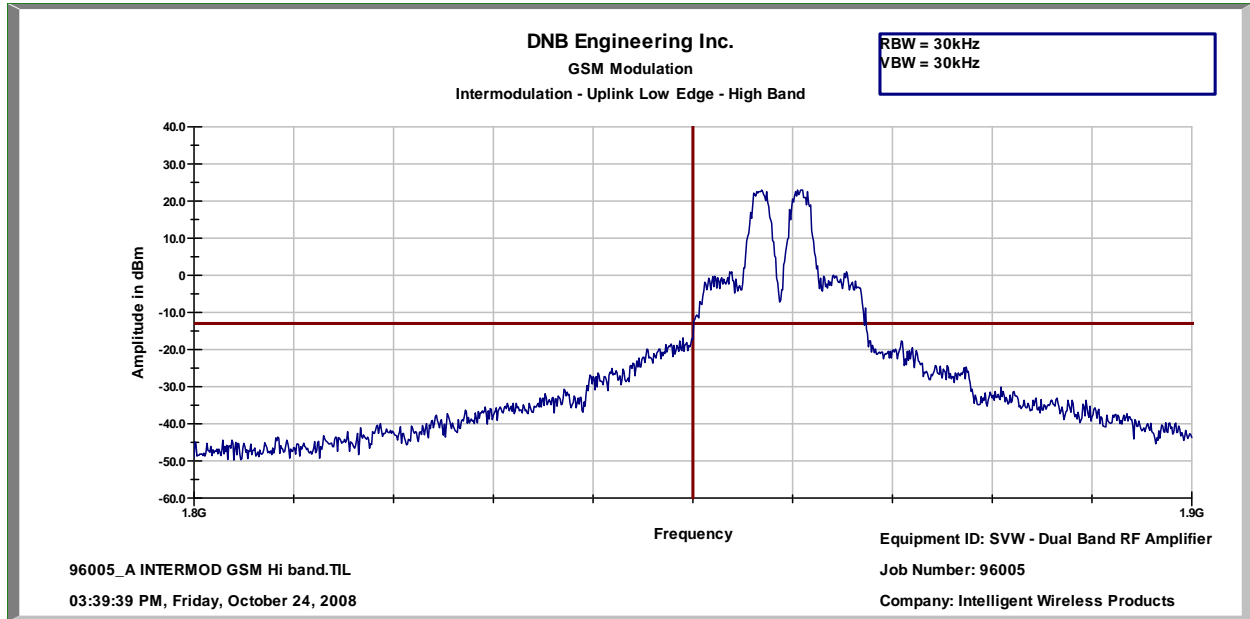



FIGURE 6: OCCUPIED BANDWIDTH

	1100 E Chalk Creek Road Coalville, UT 84017 (435) 336-4433 FAX (435) 336-4436		<h2>Inter-Modulation</h2>	
	DNB Job Number: 96005	Date: 24 Oct 2008	Conformance Standards [X] IC RSS-131 [X] FCC Part 22 [X] FCC Part 24	
Customer: Intelligent Wireless Products, Inc.	Model Number: SVW819			
Description:	RF amplifier			
	Downlink Signal Source - GSM – High Band			

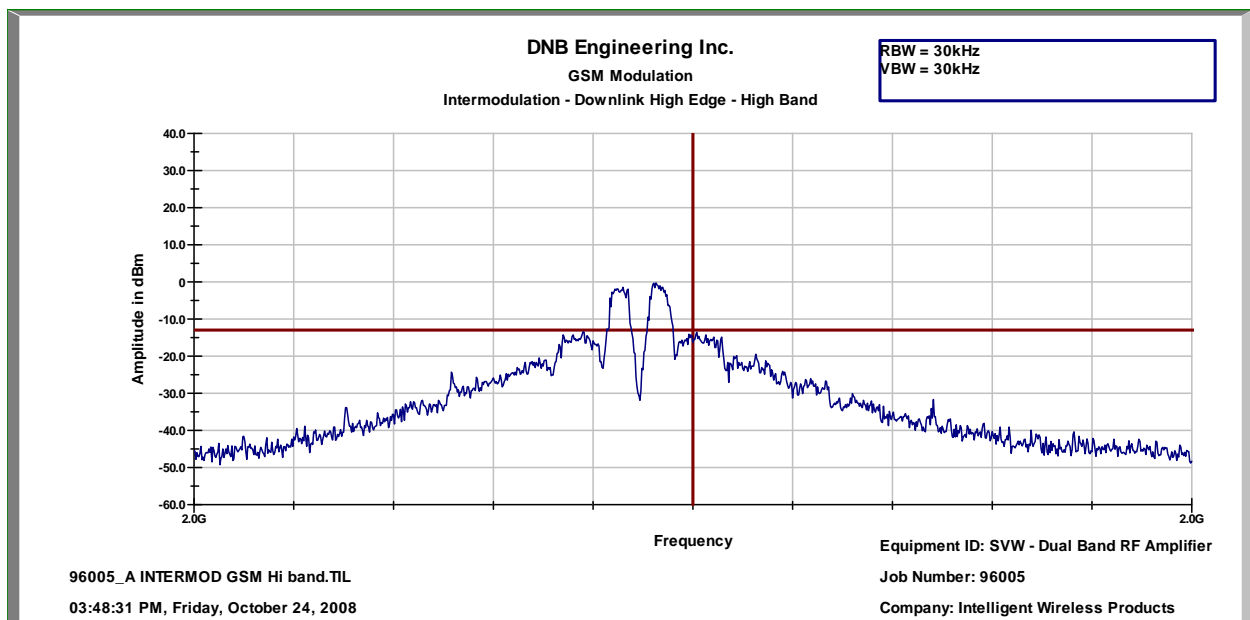
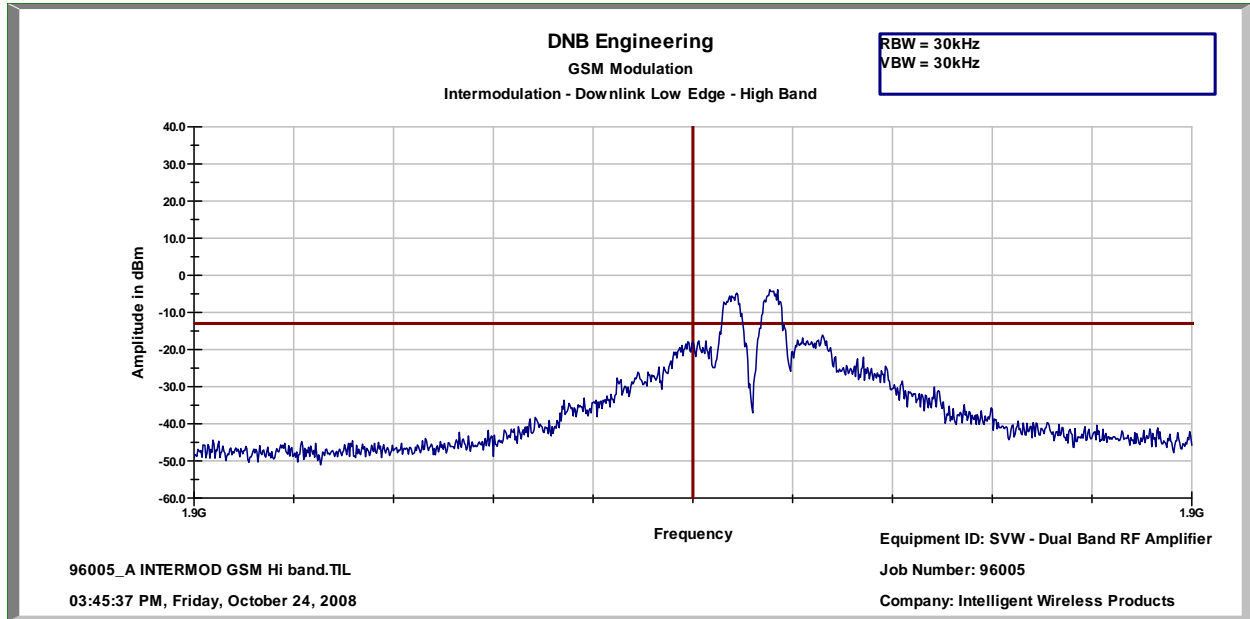



FIGURE 6: OCCUPIED BANDWIDTH

	1100 E Chalk Creek Road Coalville, UT 84017 (435) 336-4433 FAX (435) 336-4436		<h2>Inter-Modulation</h2>	
	DNB Job Number: 96005	Date: 27 Oct 2008		Conformance Standards [X] IC RSS-131 [X] FCC Part 22 [X] FCC Part 24
Customer: Intelligent Wireless Products, Inc.				
Model Number: SVW819				
Description: RF amplifier Uplink Signal Source - TDMA – Low Band				

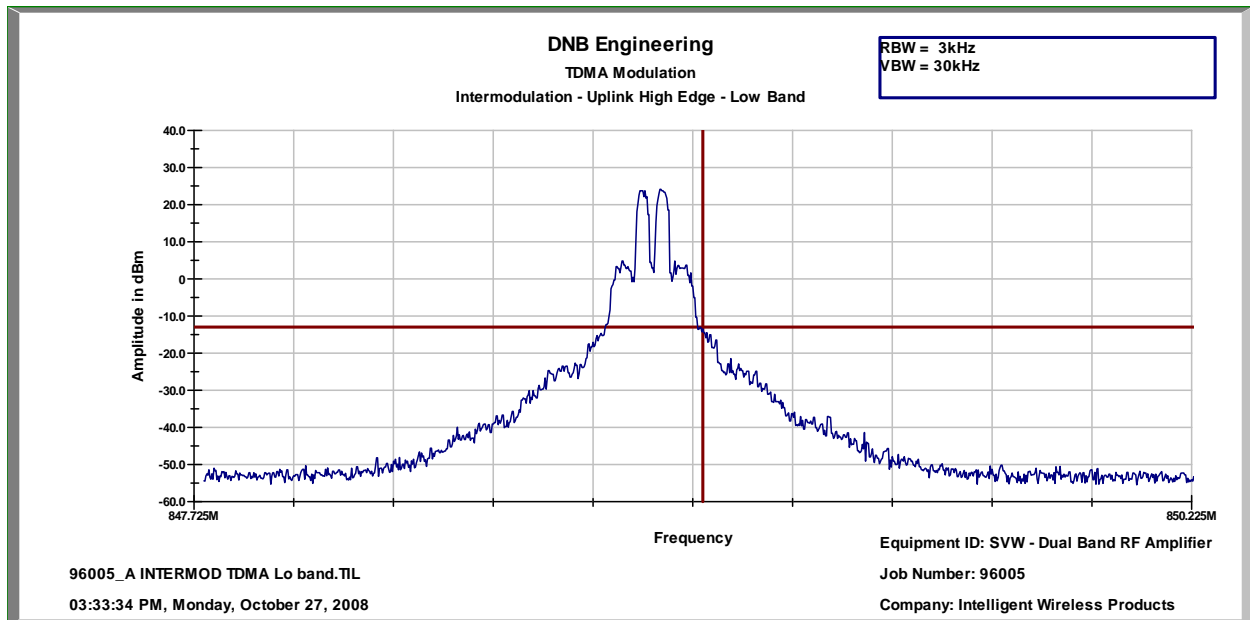
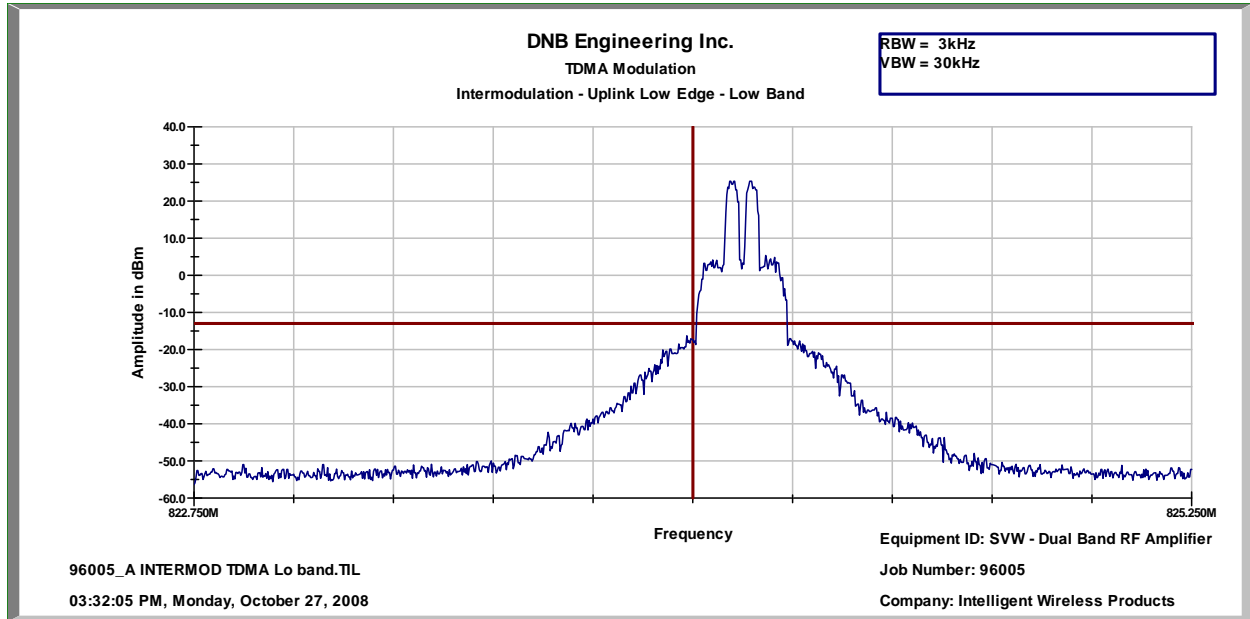



FIGURE 6: OCCUPIED BANDWIDTH

	1100 E Chalk Creek Road Coalville, UT 84017 (435) 336-4433 FAX (435) 336-4436		<h2>Inter-Modulation</h2>	
	DNB Job Number: 96005	Date: 27 Oct 2008	Conformance Standards [X] IC RSS-131 [X] FCC Part 22 [X] FCC Part 24	
Customer: Intelligent Wireless Products, Inc.				
Model Number: SVW819				
Description: RF amplifier Downlink Signal Source - TDMA – Low Band				

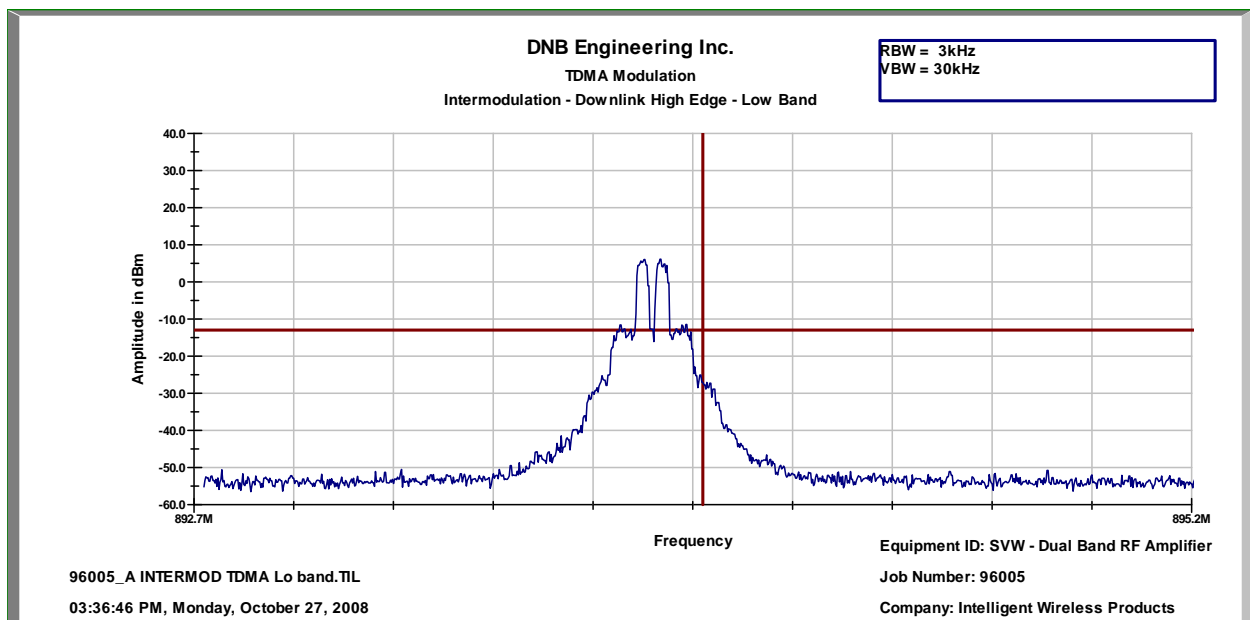
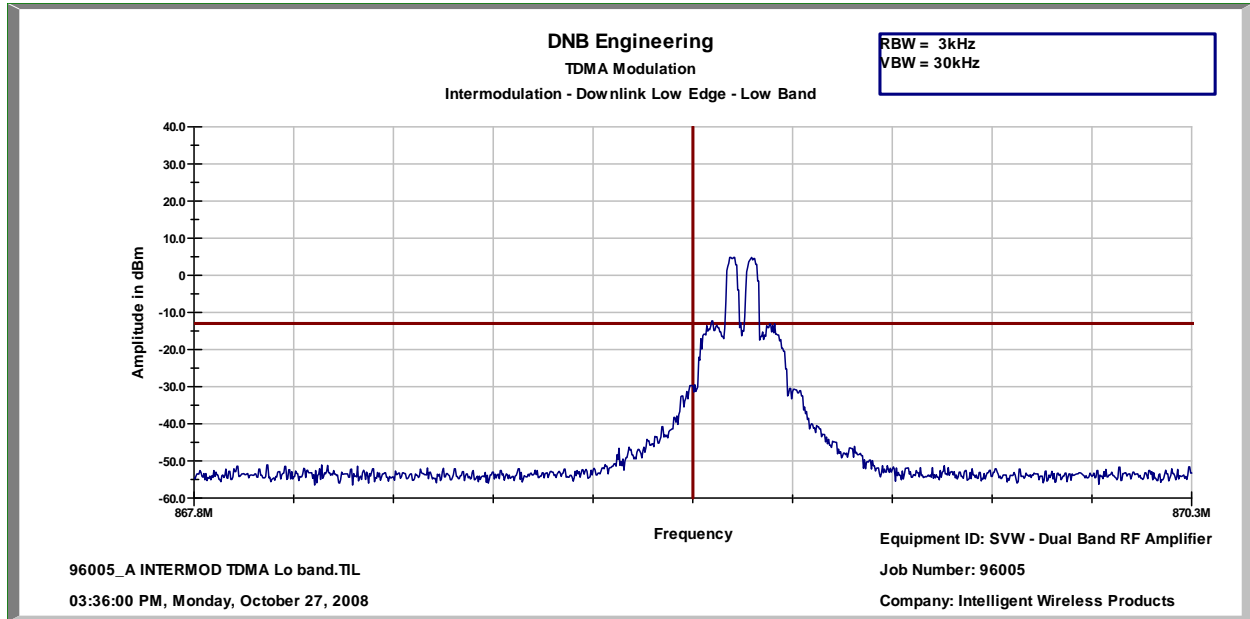



FIGURE 6: OCCUPIED BANDWIDTH

	1100 E Chalk Creek Road Coalville, UT 84017 (435) 336-4433 FAX (435) 336-4436		<h2>Inter-Modulation</h2>	
	DNB Job Number: 96005	Date: 27 Oct 2008		Conformance Standards [X] IC RSS-131 [X] FCC Part 22 [X] FCC Part 24
Customer: Intelligent Wireless Products, Inc.				
Model Number: SVW819				
Description: RF amplifier Uplink Signal Source - TDMA – High Band				

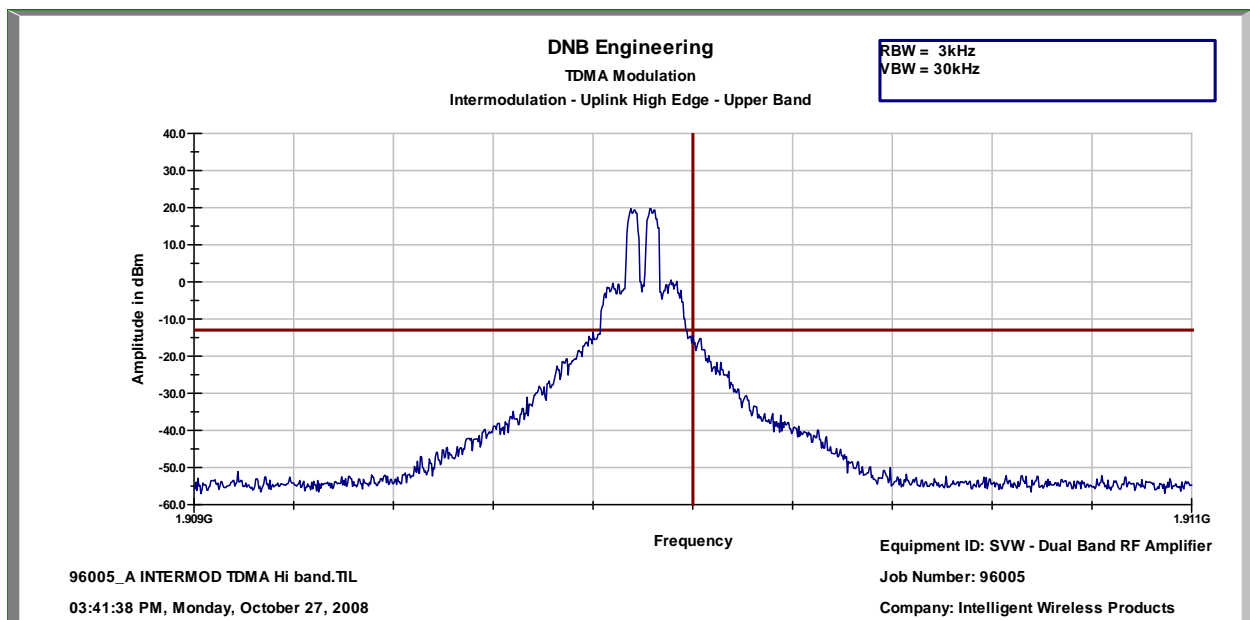
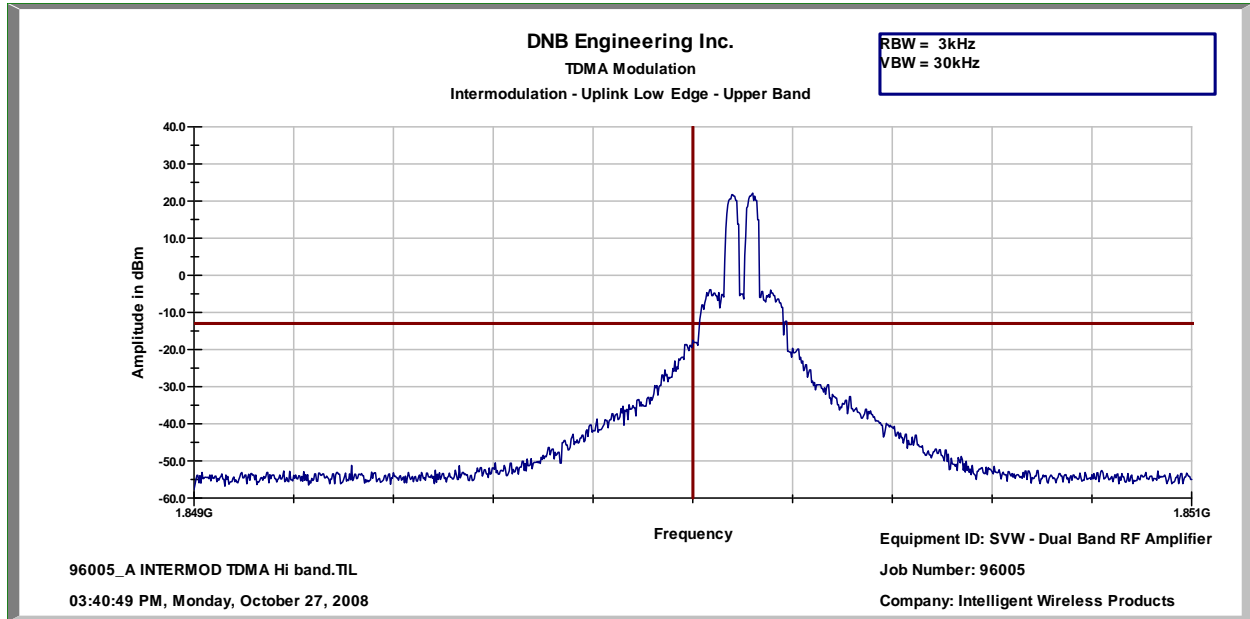

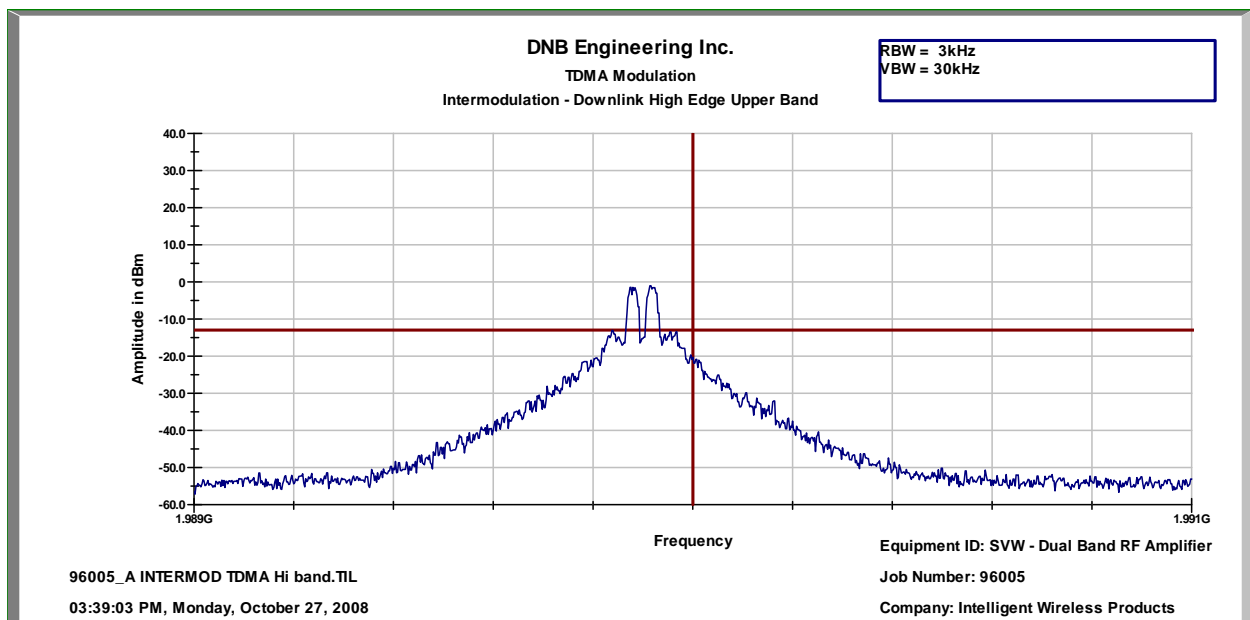
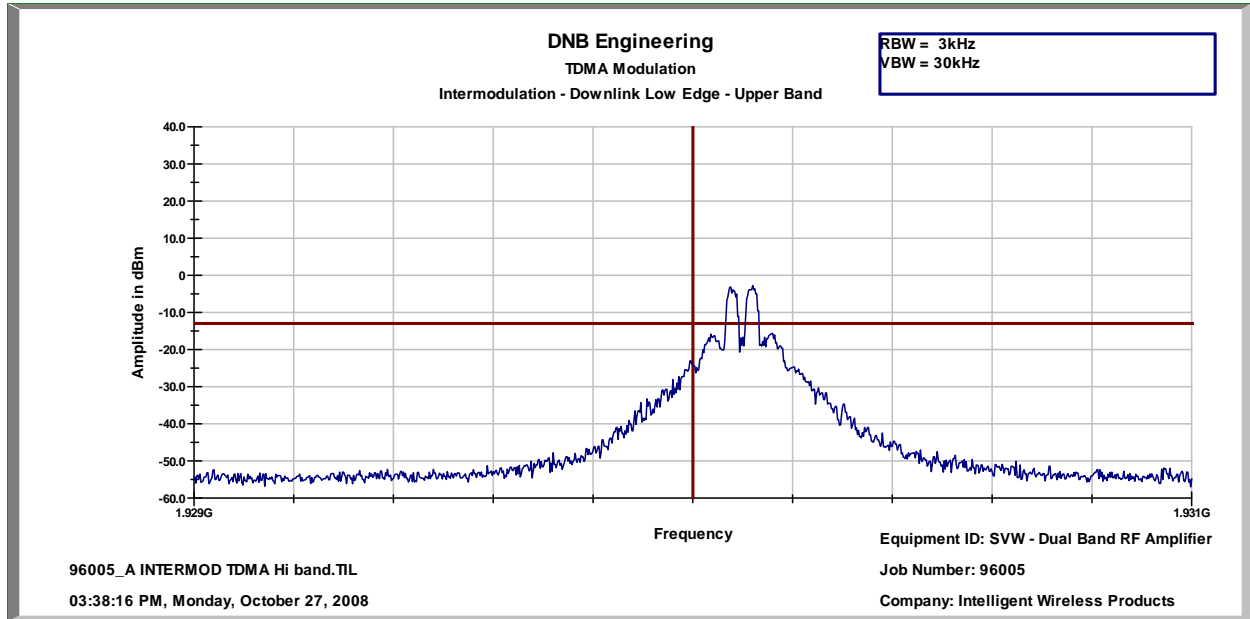


FIGURE 6: OCCUPIED BANDWIDTH

	1100 E Chalk Creek Road Coalville, UT 84017 (435) 336-4433 FAX (435) 336-4436		<h2>Inter-Modulation</h2>	
	DNB Job Number: 96005	Date: 27 Oct 2008	Conformance Standards [X] IC RSS-131 [X] FCC Part 22 [X] FCC Part 24	
Customer: Intelligent Wireless Products, Inc.				
Model Number: SVW819				
Description: RF amplifier Downlink Signal Source - TDMA – High Band				



2.1051 Spurious Emissions at Antenna Terminals (IC RSS-131 Clause 4.4)

Definition:

Conducted Spurious Emissions are emissions at the antenna terminals on a frequency or frequencies which are outside an occupied band sufficient to ensure transmission of information of required quality for the class of communication desired. The reduction in the level of these spurious emissions will not affect the quality of the information being transmitted.

Conducted Spurious Emissions shall be attenuated below the maximum level of the carrier frequency in accordance with the following formula:

$$-13\text{dB} = \text{Measured Power} - (43 + 10 \log_{10}(\text{Rated Power}))$$

Test Method: Per EIA RS 152-B, Paragraph 4 as modified below.

Connect the equipment as shown in FIGURE 1.


Adjust the drive source to produce FM modulation. Adjust the Spectrum Analyzer to display the Modulated Carrier.

Scan the frequency spectrum from the lowest radio frequency generated in the equipment through the 10th harmonic of the carrier frequency.

Test Results: See Plots

All spurious emissions at the antenna terminals are below the IC/FCC specifications

Figure 7: Conducted Spurious Emissions at Antenna Terminals, Uplink.

	1100 E Chalk Creek Road Coalville, UT 84017 (435) 336-4433 FAX (435) 336-4436		Antenna Conducted Spurious		
	DNB Job Number: 96005	Date: 24 Oct 2008	Conformance Standards [X] IC RSS-131 [X] FCC Part 22 [X] FCC Part 24		
Customer: Intelligent Wireless Products, Inc.					
Model Number: SVW819					
Description: RF amplifier					
	Uplink GSM 824.350 MHz				

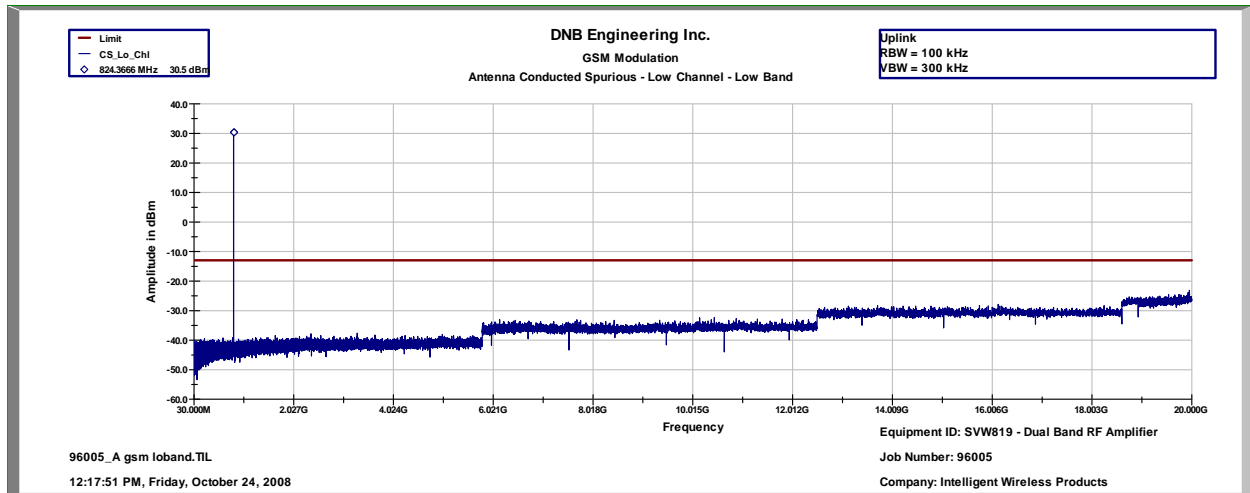



Figure 7: Conducted Spurious Emissions at Antenna Terminals, Uplink.

	1100 E Chalk Creek Road Coalville, UT 84017 (435) 336-4433 FAX (435) 336-4436		<h3>Antenna Conducted Spurious</h3>	
	DNB Job Number: 96005	Date: 24 Oct 2008	Conformance Standards [X] IC RSS-131 [X] FCC Part 22 [X] FCC Part 24	
Customer: Intelligent Wireless Products, Inc.				
Model Number: SVW819				
Description: RF amplifier Uplink GSM 836.500 MHz				

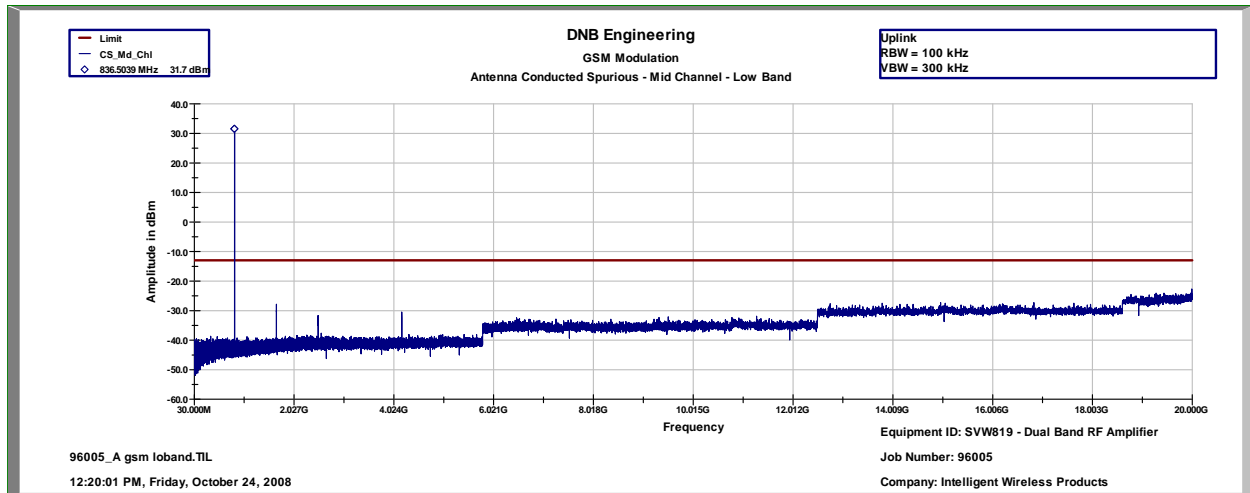



Figure 7: Conducted Spurious Emissions at Antenna Terminals, Uplink.

	1100 E Chalk Creek Road Coalville, UT 84017 (435) 336-4433 FAX (435) 336-4436		Antenna Conducted Spurious	
	DNB Job Number: 96005	Date: 12 Nov 2008		Conformance Standards [X] IC RSS-131 [X] FCC Part 22 [X] FCC Part 24
Customer: Intelligent Wireless Products, Inc.				
Model Number: SVW819				
Description: RF amplifier				
			Uplink GSM 848.650 MHz	

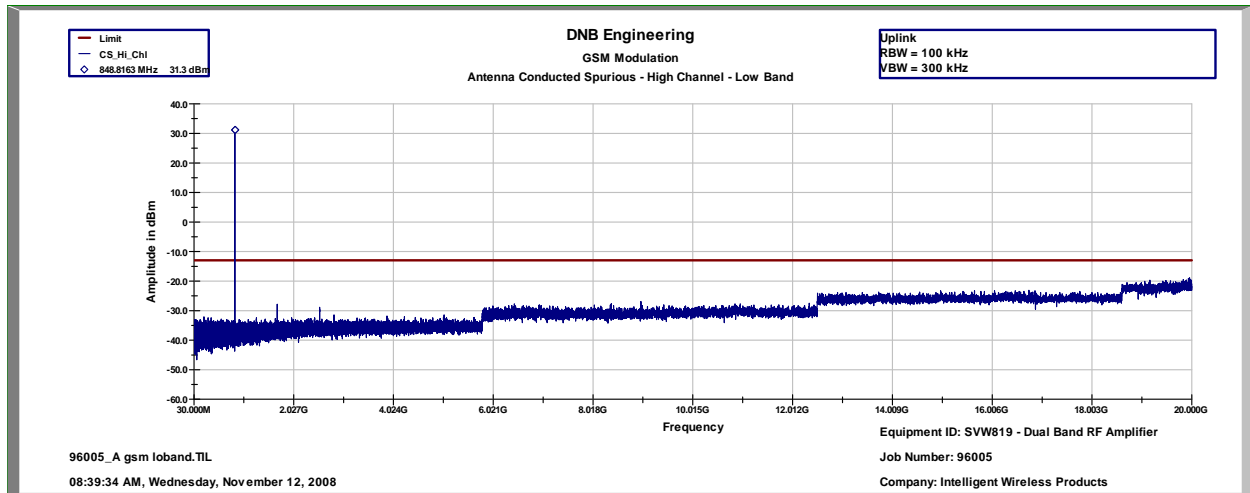



Figure 7: Conducted Spurious Emissions at Antenna Terminals, Uplink.

	1100 E Chalk Creek Road Coalville, UT 84017 (435) 336-4433 FAX (435) 336-4436		<h3>Antenna Conducted Spurious</h3>	
	DNB Job Number: 96005	Date: 8 Oct 2008		Conformance Standards [X] IC RSS-131 [X] FCC Part 22 [X] FCC Part 24
Customer: Intelligent Wireless Products, Inc.				
Model Number: SVW819				
Description: RF amplifier				
			Uplink GSM 1850.350 MHz	

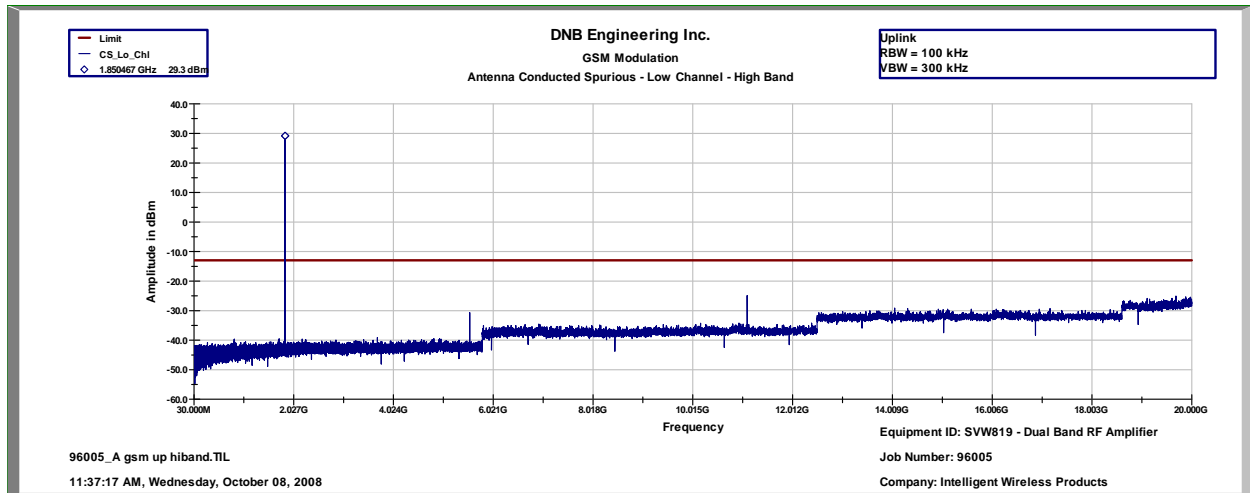



Figure 7: Conducted Spurious Emissions at Antenna Terminals, Uplink.

	1100 E Chalk Creek Road Coalville, UT 84017 (435) 336-4433 FAX (435) 336-4436		<h3>Antenna Conducted Spurious</h3>	
	DNB Job Number: 96005	Date: 8 Oct 2008	Conformance Standards [X] IC RSS-131 [X] FCC Part 22 [X] FCC Part 24	
Customer: Intelligent Wireless Products, Inc.	Model Number: SVW819			
Description: RF amplifier	Uplink GSM 1880.000 MHz			

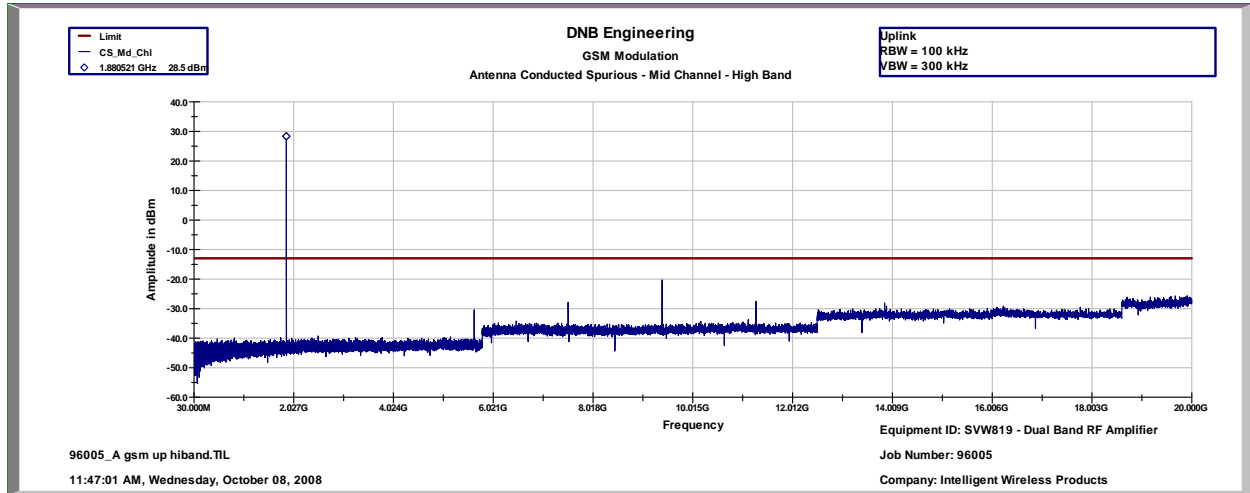



Figure 7: Conducted Spurious Emissions at Antenna Terminals, Uplink.

	1100 E Chalk Creek Road Coalville, UT 84017 (435) 336-4433 FAX (435) 336-4436		<h3>Antenna Conducted Spurious</h3>	
	DNB Job Number: 96005	Date: 8 Oct 2008		Conformance Standards [X] IC RSS-131 [X] FCC Part 22 [X] FCC Part 24
Customer: Intelligent Wireless Products, Inc.				
Model Number: SVW819				
Description: RF amplifier				
			Uplink GSM 1909.650 MHz	

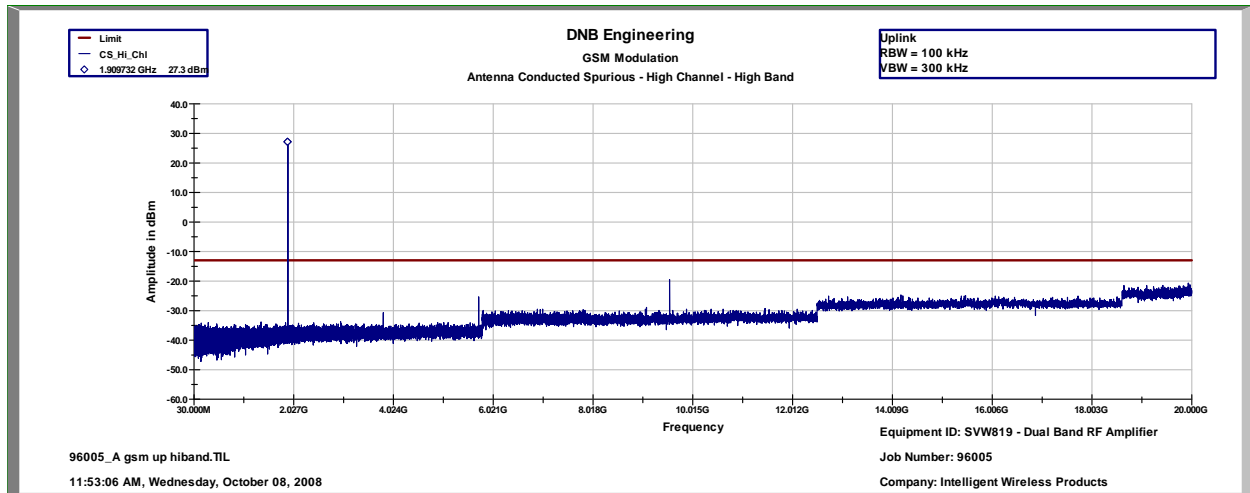



Figure 7: Conducted Spurious Emissions at Antenna Terminals, Uplink.

	1100 E Chalk Creek Road Coalville, UT 84017 (435) 336-4433 FAX (435) 336-4436		Antenna Conducted Spurious	
	DNB Job Number: 96005	Date: 18 Nov 2008	Conformance Standards [X] IC RSS-131 [X] FCC Part 22 [X] FCC Part 24	
Customer: Intelligent Wireless Products, Inc.				
Model Number: SVW819				
Description: RF amplifier				
	Uplink TDMA 824.075 MHz			

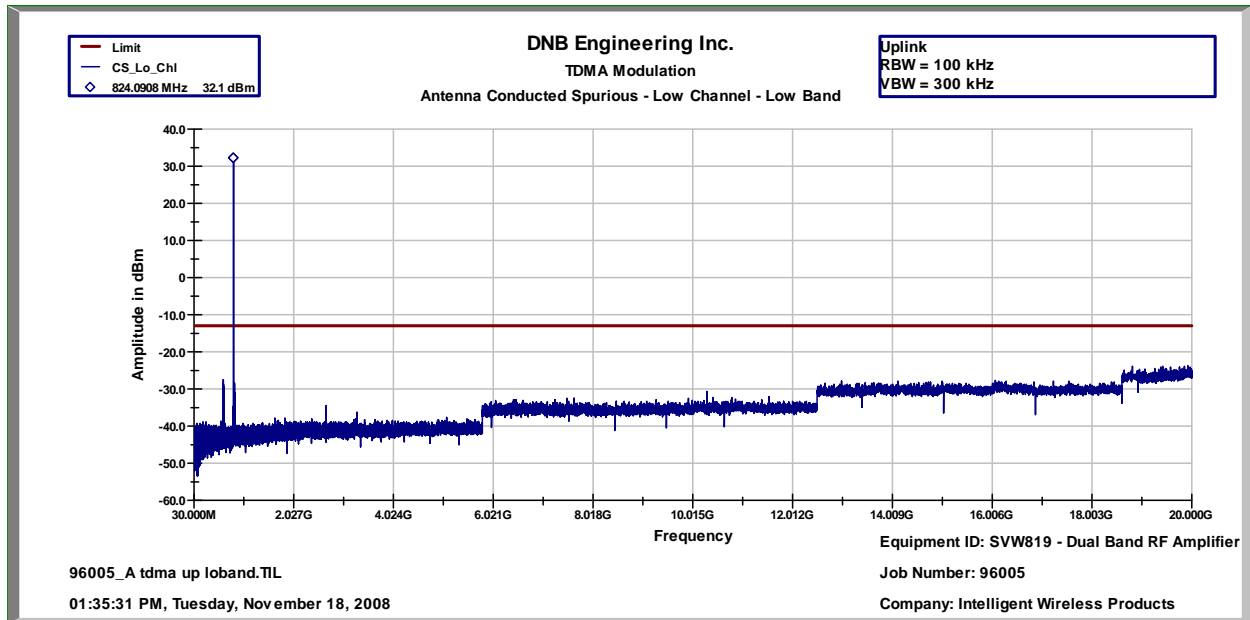



Figure 7: Conducted Spurious Emissions at Antenna Terminals, Uplink.

	1100 E Chalk Creek Road Coalville, UT 84017 (435) 336-4433 FAX (435) 336-4436		<h3>Antenna Conducted Spurious</h3>	
	DNB Job Number: 96005	Date: 18 Nov 2008		Conformance Standards [X] IC RSS-131 [X] FCC Part 22 [X] FCC Part 24
Customer: Intelligent Wireless Products, Inc.				
Model Number: SVW819				
Description: RF amplifier				
Uplink TDMA 836.500 MHz				

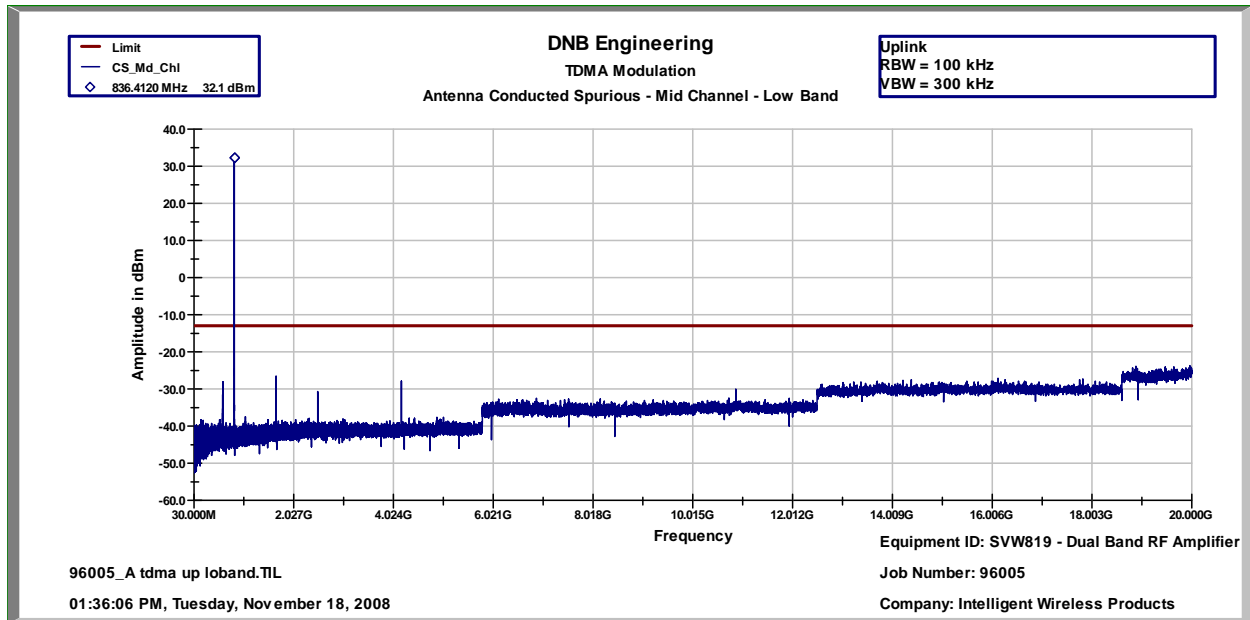



Figure 7: Conducted Spurious Emissions at Antenna Terminals, Uplink.

	1100 E Chalk Creek Road Coalville, UT 84017 (435) 336-4433 FAX (435) 336-4436		<h3>Antenna Conducted Spurious</h3>	
	DNB Job Number: 96005	Date: 18 Nov 2008		Conformance Standards [X] IC RSS-131 [X] FCC Part 22 [X] FCC Part 24
Customer: Intelligent Wireless Products, Inc.				
Model Number: SVW819				
Description: RF amplifier				
Uplink TDMA 848.925 MHz				

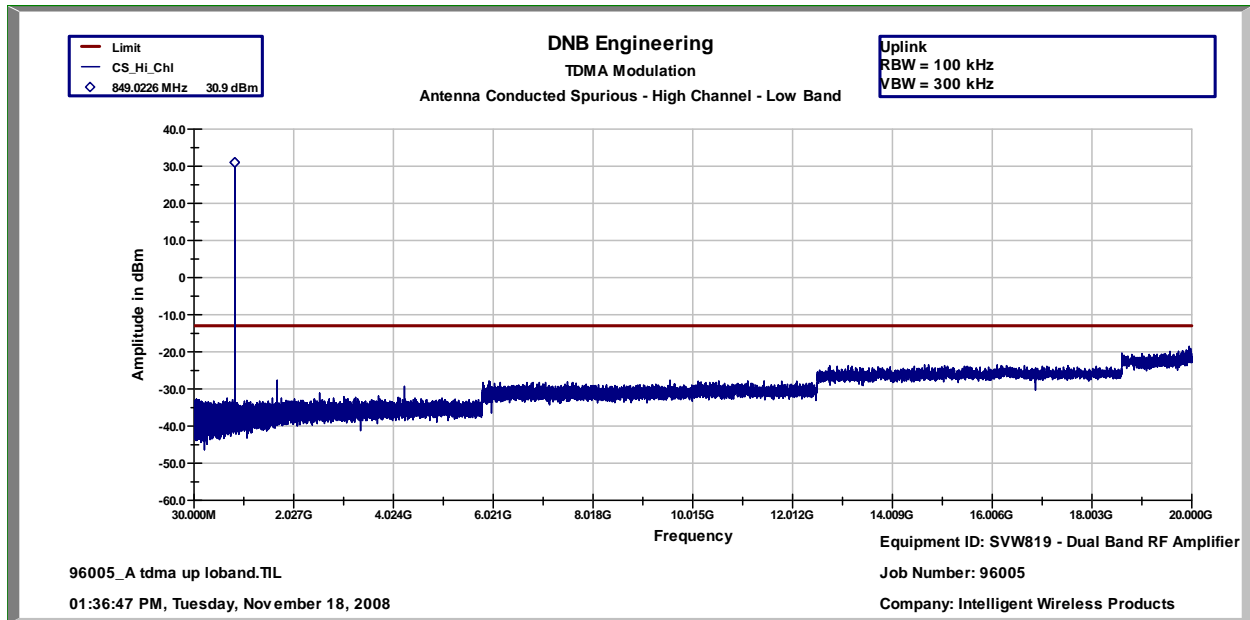



Figure 7: Conducted Spurious Emissions at Antenna Terminals, Uplink.

	1100 E Chalk Creek Road Coalville, UT 84017 (435) 336-4433 FAX (435) 336-4436		Antenna Conducted Spurious	
	DNB Job Number: 96005	Date: 17 Nov 2008	Conformance Standards [X] IC RSS-131 [X] FCC Part 22 [X] FCC Part 24	
Customer: Intelligent Wireless Products, Inc.				
Model Number: SVW819				
Description: RF amplifier				
	Uplink TDMA 1850.075 MHz			

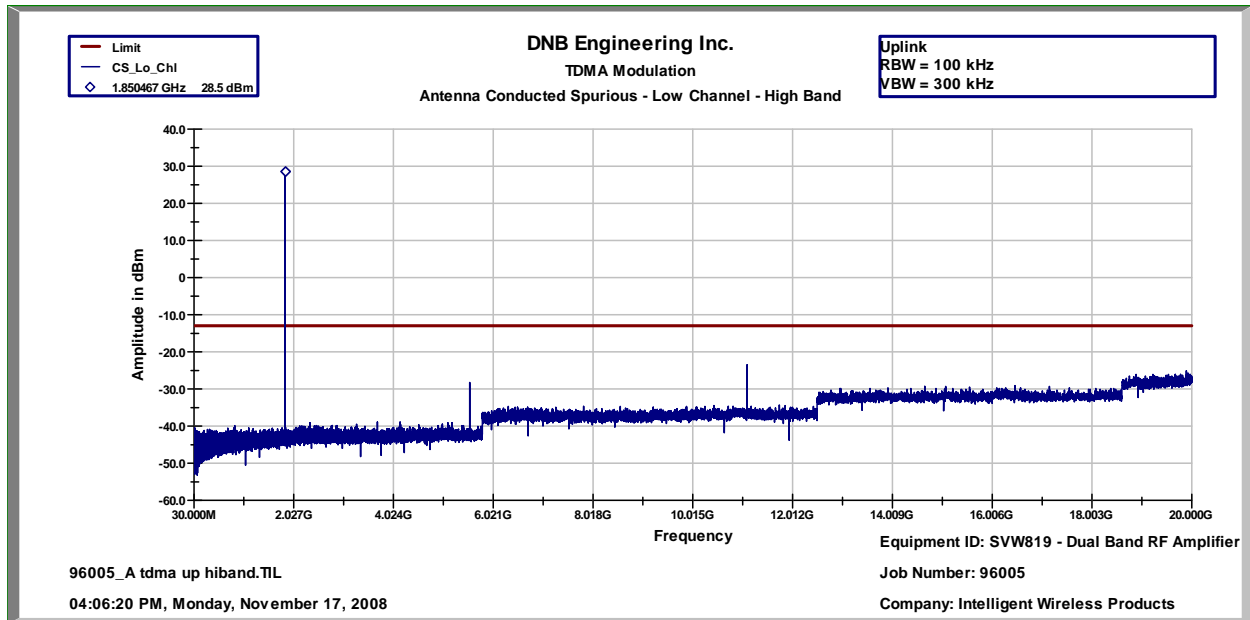



Figure 7: Conducted Spurious Emissions at Antenna Terminals, Uplink.

	1100 E Chalk Creek Road Coalville, UT 84017 (435) 336-4433 FAX (435) 336-4436		Antenna Conducted Spurious	
	DNB Job Number: 96005	Date: 17 Nov 2008		Conformance Standards [X] IC RSS-131 [X] FCC Part 22 [X] FCC Part 24
Customer: Intelligent Wireless Products, Inc.				
Model Number: SVW819				
Description: RF amplifier				
Uplink TDMA 1880.000 MHz				

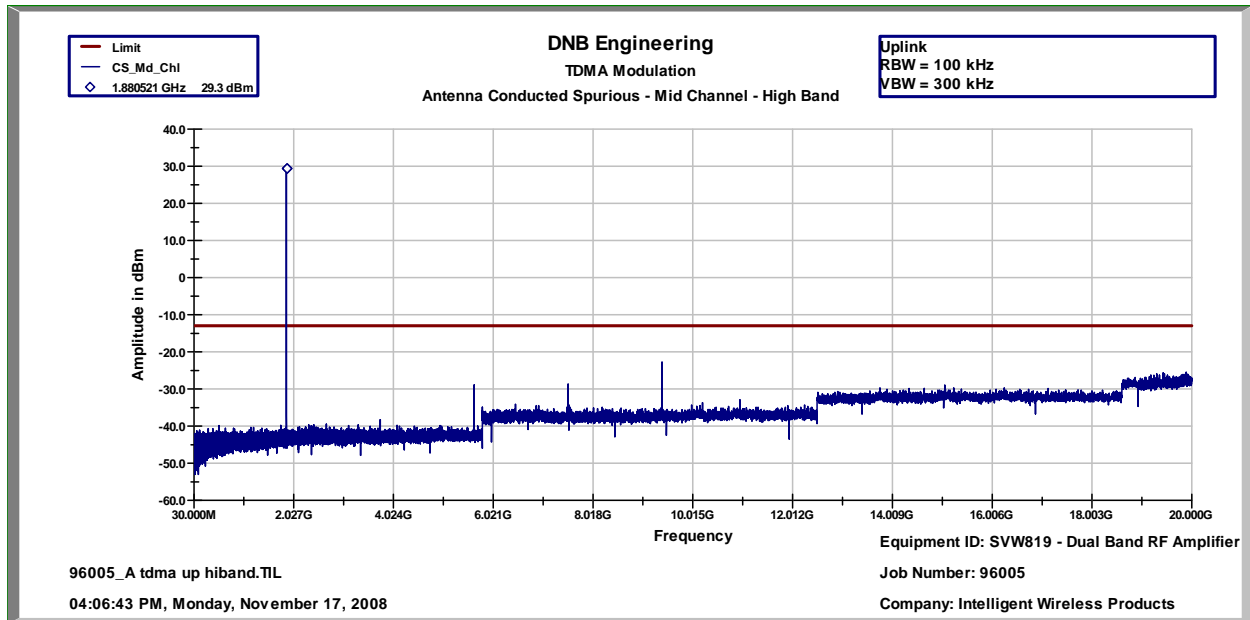



Figure 7: Conducted Spurious Emissions at Antenna Terminals, Uplink.

	1100 E Chalk Creek Road Coalville, UT 84017 (435) 336-4433 FAX (435) 336-4436		Antenna Conducted Spurious	
	DNB Job Number: 96005	Date: 17 Nov 2008		Conformance Standards [X] IC RSS-131 [X] FCC Part 22 [X] FCC Part 24
Customer: Intelligent Wireless Products, Inc.				
Model Number: SVW819				
Description: RF amplifier				
Uplink TDMA 1909.925 MHz				

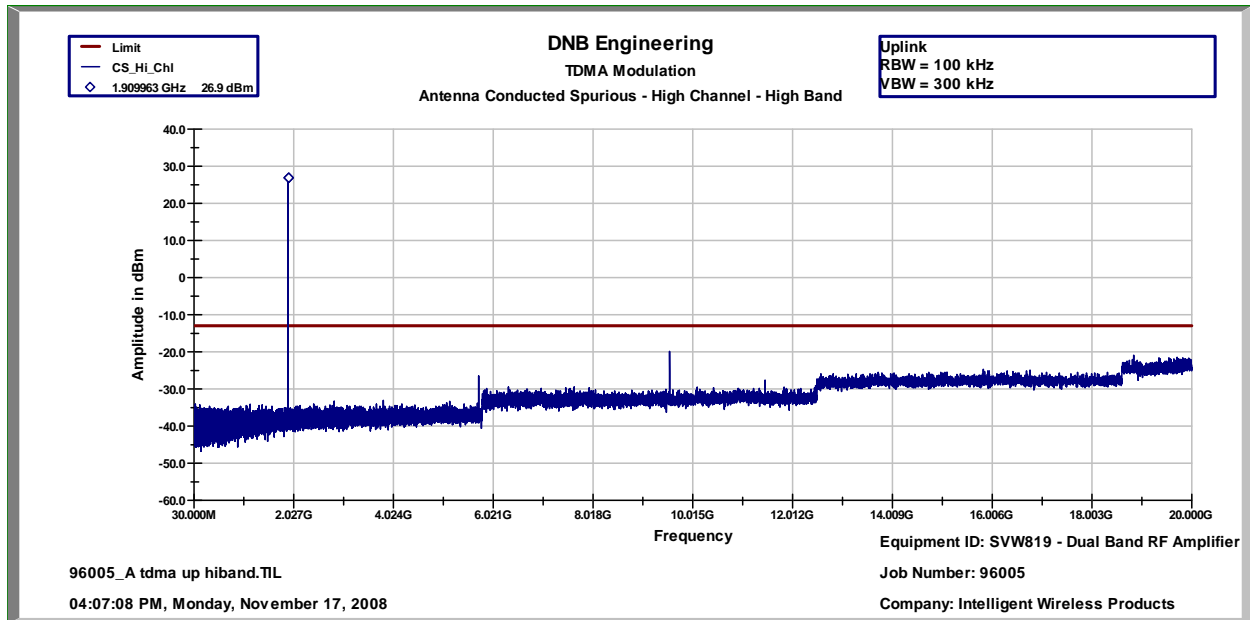



Figure 7: Conducted Spurious Emissions at Antenna Terminals, Uplink.

	1100 E Chalk Creek Road Coalville, UT 84017 (435) 336-4433 FAX (435) 336-4436	Antenna Conducted Spurious	
DNB Job Number:	96005	Date:	24 Oct 2008
Customer:	Intelligent Wireless Products, Inc.		
Model Number:	SVW819		
Description:	RF amplifier		
	Uplink CDMA 1851.000 MHz		
Conformance Standards			
[X] IC RSS-131			
[X] FCC Part 22			
[X] FCC Part 24			

