



FCC Part 95 Test Setup Photo

Description: Radiated disturbance Test Setup for 30MHz ~ 1GHz




Description: Radiated disturbance Test Setup for Above 1GHz




Annex B Test Setup Photos

1. Face Side Position



2. Back Side Position



NOTE: This document is issued by MORLAB, the test report shall not be reproduced except in full without prior written permission of the company. The test results apply only to the particular sample(s) tested and to the specific tests carried out which is available on request for validation and information confirmed at our website.