



TEST REPORT

of the accredited test laboratory

TÜV Nr.:M/FG-15/160

Applicant: AKG Acoustics GmbH
Laxenburger Straße 254
A – 1230 Wien

Tested Product: Handheld wireless microphone transmitter

FCC-ID: V3THT4025M

IC-ID: N/A

Manufacturer: AKG Acoustics GmbH
Laxenburger Straße 254
A – 1230 Wien

Output power: 10mW erp **power supply:** 1,5 VDC

Frequency range: 537,5 – 540,4 MHz **Channel separation:** N/A
"Band US25"

ITU designator: 126KF3E **Declared channel bandwidth:** 200 kHz

Standard: FCC: 47 CFR Part 74 (October 1, 2014 edition)
RSS-123 Issue 3, February 5, 2015

TÜV AUSTRIA SERVICES GMBH
Test laboratory for EMC

Supervisor of EMC-laboratory:

Ing. Wilhelm Seier



08.10.2015

Copy Nbr.:

checked by:

Ing. Michael Emminger

A publication of this test report is only permitted literally.
Copying or reproduction of partial sections needs a written permission of TÜV AUSTRIA
SERVICES GMBH.

The results of this test report only refer to the provided equipment.

LIST OF MEASUREMENTS

The complete list of measurements called for in 47 CFR 74 and RSS-123 is given below.

| SUBCLAUSE | PARAMETER TO BE MEASURED | PAGE |
|----------------------------|--------------------------|-------|
| | Intentional Radiators | |
| | Test object data | 3 |
| 74.861(e)(1) (6.2) | RF Power Output (erp) | 4 |
| 74.861(e)(4) (7) | Frequency tolerance | 5-6 |
| 74.861(e)(5) (6.3) | Operating bandwidth | 7-22 |
| 74.861(e)(6) (6.3) | Emission mask | 23-71 |
| 74.861(e)(6)(iii) (6.3) | Spurious emissions | 72-75 |

TEST OBJECT DATA

General EUT Description

This digital audio transmitter will be used as a handheld wireless microphone. It has no antenna connector, so all technical data were measured radiated.

2.1033 (c) Technical description

2.1033 (4) Type of emission: 126KF3E single channel equipment

2.1033 (5) Frequency range: 537,5 / 537,9 / 539,3 / 540,4 MHz (four fixed frequencies)

2.1033 (6) Power range and Controls: fixed output power: 10 mW.

2.1033 (7) Maximum output power rating: 10mW erp.

2.1033 (8) DC Voltage and Current: 1,5 V nominal 1V minimum (1 AA Cell)
maximum current consumption: 110 mA

RSS-135 This standard does not apply to:

- 1.1.(a) a receiver that scans radio frequencies for the purpose of enabling its associated transmitter to avoid transmitting in an occupied frequency but which does not have the capability of decoding the message (e.g. converting it to audio voice) contained in the radio signal

Tests were performed Sept 14th till 17th 2015.

Power Output

**§ 74.261(e)(1)
(6.2)**

Radiated Measurement

Rated output power: 10 mW

| Test conditions | | Transmitter power (mW) (erp) | | | |
|-----------------------------------------------------------------------------|-------------------------|------------------------------|-----------|-----------|-----------|
| | | 537,5 MHz | 537,9 MHz | 539,3 MHz | 540,4 MHz |
| T _{nom} (23)°C | V _{nom} (1,5)V | 5,75 | 6,17 | 5,89 | 5,50 |
| Maximum deviation from rated output power under normal test conditions (dB) | | -42,5 | -38,3 | -41,1 | -45,0 |
| Measurement uncertainty | | ± 0,75 dB | | | |

LIMIT

SUBCLAUSE 74.261 (e)(1)(ii) (Table 1 of RSS-123)

| | |
|-----------------------------|--------|
| Under normal test conditons | 250 mW |
|-----------------------------|--------|

Test Equipment used: NT-100; NT-110; NT-111; NT-112; NT-125; NT-126; NT-150; NT-207; NT-500; NT-520; NT-550

Frequency tolerance

**§ 74.261 (e)(4)
(7)**

Frequency error vs. Supply voltage

| DC-Voltage | Frequency Error kHz | | | | Frequency Error ppm | | | |
|------------|------------------------|--------------|--------------|--------------|------------------------|--------------|--------------|--------------|
| | 537,5 MHz | 537,9 MHz | 539,3 MHz | 540,4 MHz | 537,5 MHz | 537,9 MHz | 539,3 MHz | 540,4 MHz |
| 1,5 V | 0,98 | 1,05 | 0,60 | 1,15 | 1,81 | 1,95 | 1,11 | 2,13 |
| 1 V | 1,04 | 1,13 | 1,62 | 2,09 | 1,93 | 2,09 | 3,01 | 3,86 |

Frequency error vs. Temperature

| Temperature °C | Frequency Error kHz | | | | Frequency Error ppm | | | |
|-------------------|------------------------|--------------|--------------|--------------|------------------------|--------------|--------------|--------------|
| | 537,5 MHz | 537,9 MHz | 539,3 MHz | 540,4 MHz | 537,5 MHz | 537,9 MHz | 539,3 MHz | 540,4 MHz |
| -30 | -0,29 | -1,00 | -2,82 | -2,00 | -0,53 | -1,86 | -5,24 | -3,70 |
| -20 | 2,45 | 2,20 | 0,55 | 0,61 | 4,56 | 4,09 | 1,02 | 1,13 |
| -10 | 3,12 | 3,10 | 1,71 | 1,81 | 5,81 | 5,76 | 3,18 | 3,35 |
| +0 | 3,28 | 3,25 | 2,18 | 2,12 | 6,09 | 6,04 | 4,03 | 3,93 |
| +10 | 2,45 | 2,43 | 1,68 | 1,40 | 4,56 | 4,51 | 3,11 | 2,59 |
| +20 | 0,98 | 1,05 | 0,60 | 1,15 | 1,81 | 1,95 | 1,11 | 2,13 |
| +30 | -0,81 | -0,65 | -0,69 | -0,27 | -1,51 | -1,21 | -1,27 | -0,51 |
| +40 | -2,40 | -2,25 | -1,72 | -1,54 | -4,47 | -4,18 | -3,20 | -2,85 |
| +50 | -3,52 | -3,35 | -2,45 | -2,24 | -6,56 | -6,23 | -4,54 | -4,14 |

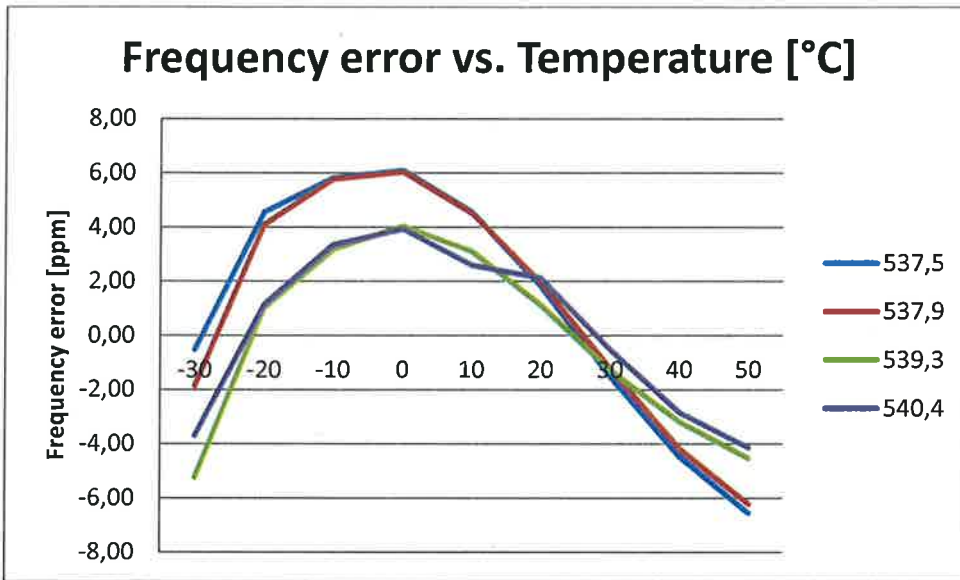
LIMIT

SUBCLAUSE 74.261 (e)(4) (Table 1 of RSS-123)

The frequency tolerance of the transmitter shall be 0.005 percent. = 50 ppm

Frequency tolerance

§ 74.261 (e)(4)
(7)



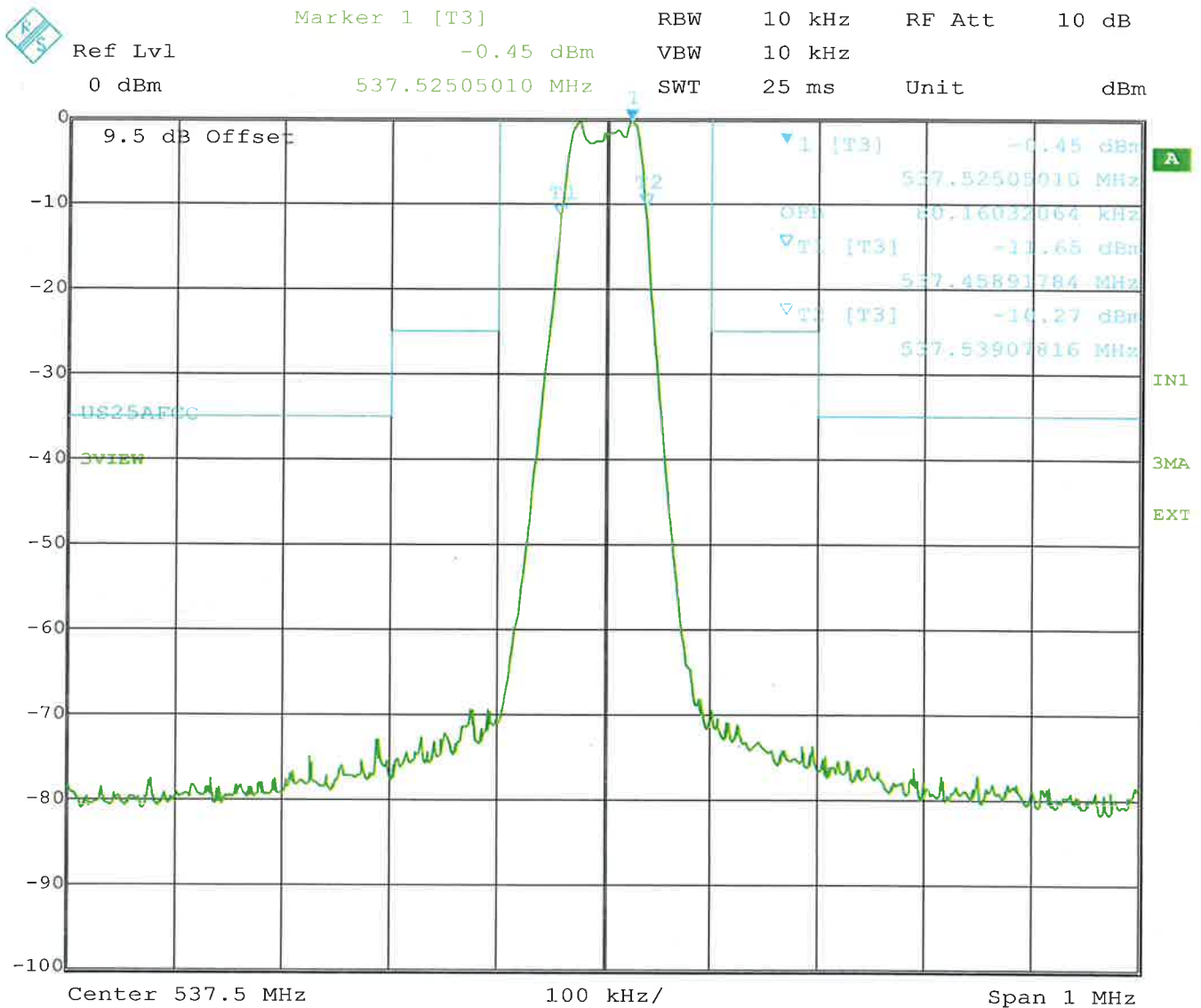
Test Equipment used: NT-203/1, M-1200

OPERATING BANDWIDTH

**§ 74.261 (e)(5)
(6.3)**

The operating Bandwidth was measured at an acoustic input level 16 dB higher than that required for half of the maximum linear input level.

Measurement with audio frequency 1 kHz @ 537,5 MHz



Date: 16.SEP.2015 15:25:59

Measured bandwidth is: 80,16 kHz

LIMIT SUBCLAUSE 74.261 (e)(5) (Table 1 RSS-123)

The operating bandwidth shall not exceed 200 kHz.

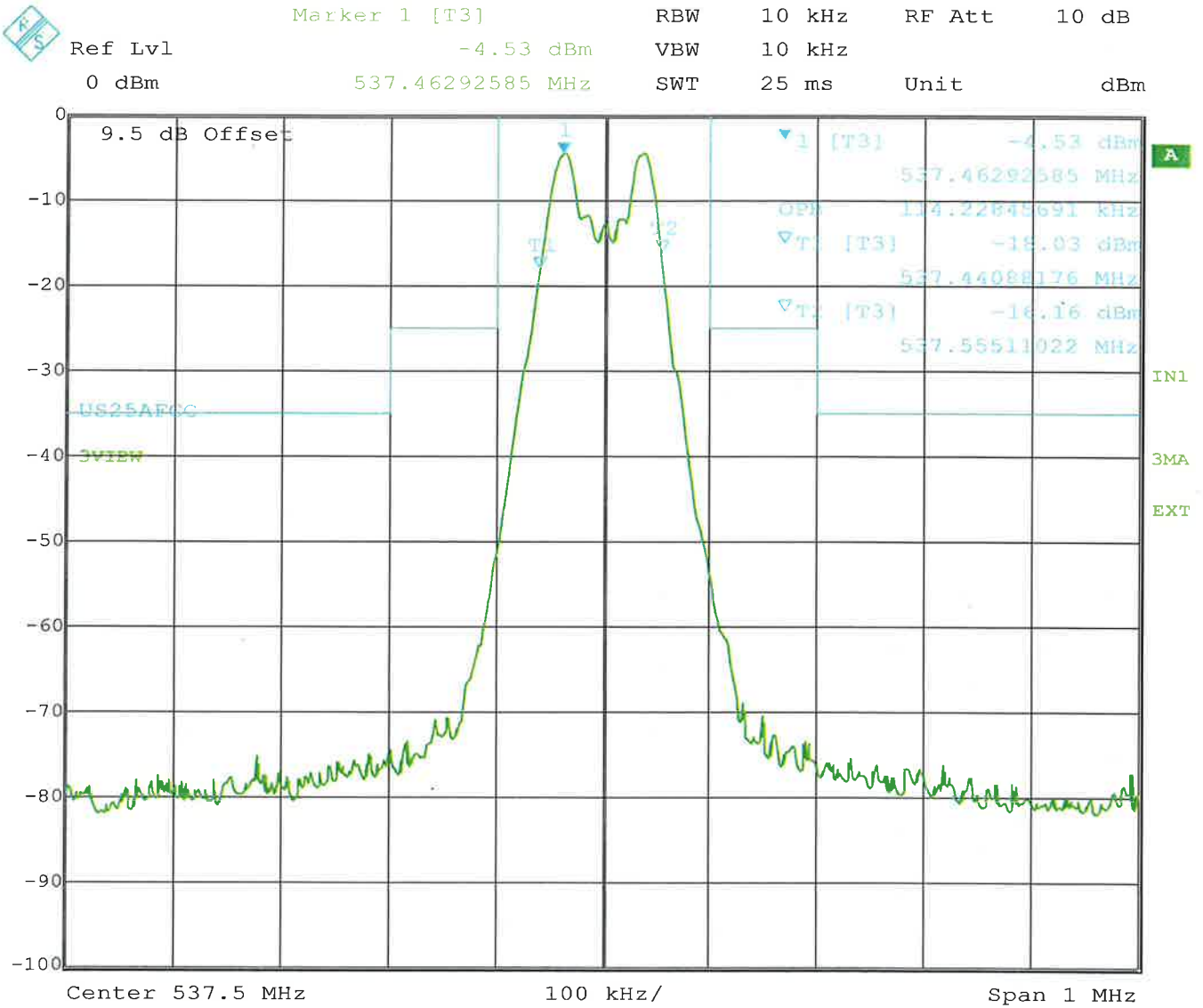
TEST EQUIPMENT USED: NT-207

OPERATING BANDWIDTH

**§ 74.261 (e)(5)
(6.3)**

The operating Bandwidth was measured at an acoustic input level 16 dB higher than that required for half of the maximum linear input level.

Measurement with audio frequency 7,5 kHz @ 537,5 MHz



Date: 16.SEP.2015 15:26:16

Measured bandwidth is: 114,23 kHz

LIMIT SUBCLAUSE 74.261 (e)(5) (Table 1 RSS-123)

The operating bandwidth shall not exceed 200 kHz.

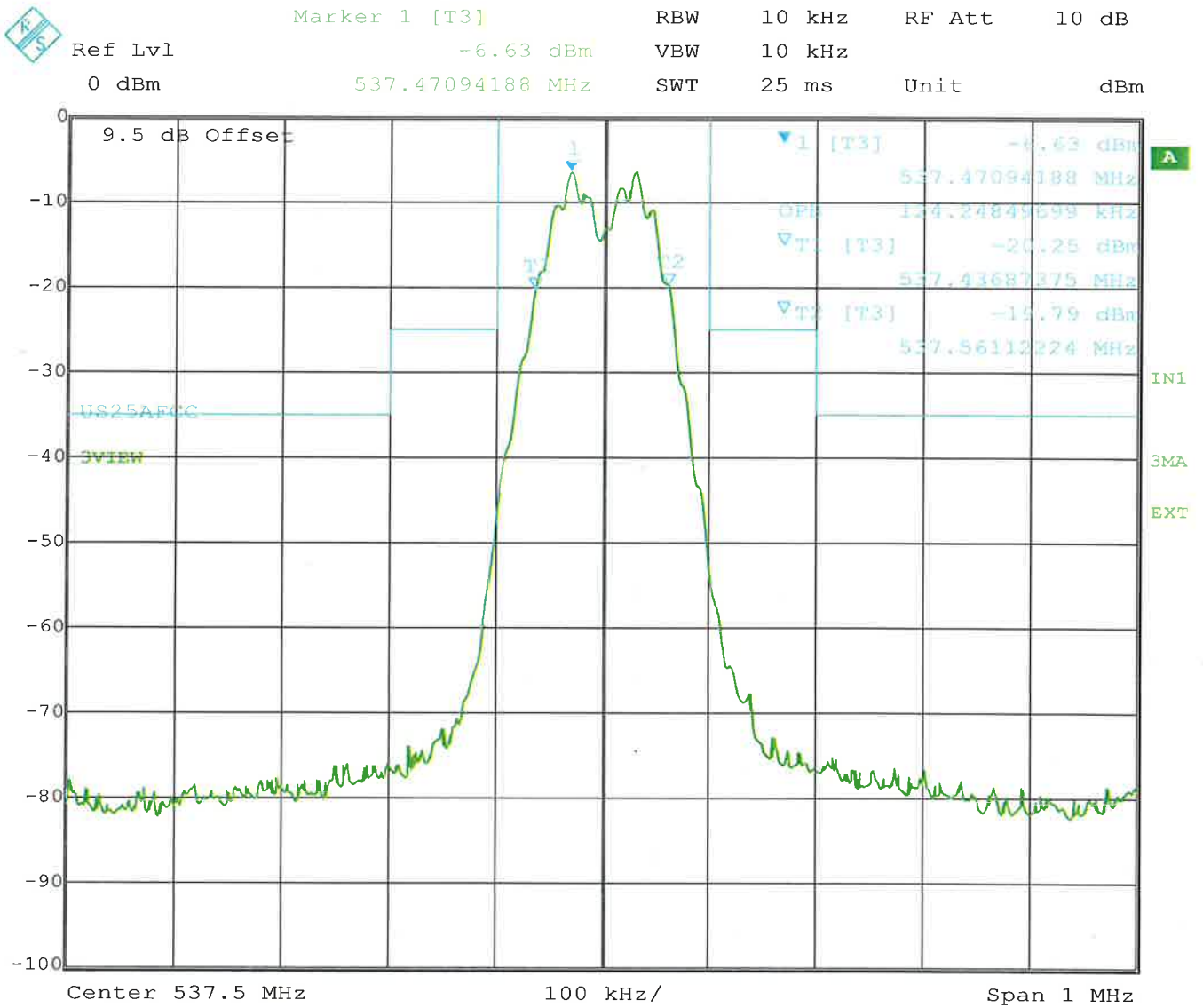
TEST EQUIPMENT USED: NT-207

OPERATING BANDWIDTH

**§ 74.261 (e)(5)
(6.3)**

The operating Bandwidth was measured at an acoustic input level 16 dB higher than that required for half of the maximum linear input level.

Measurement with audio frequency 15 kHz @ 537,5 MHz



Date: 16.SEP.2015 15:26:43

Measured bandwidth is: 124,25 kHz

LIMIT SUBCLAUSE 74.261 (e)(5) (Table 1 RSS-123)

The operating bandwidth shall not exceed 200 kHz.

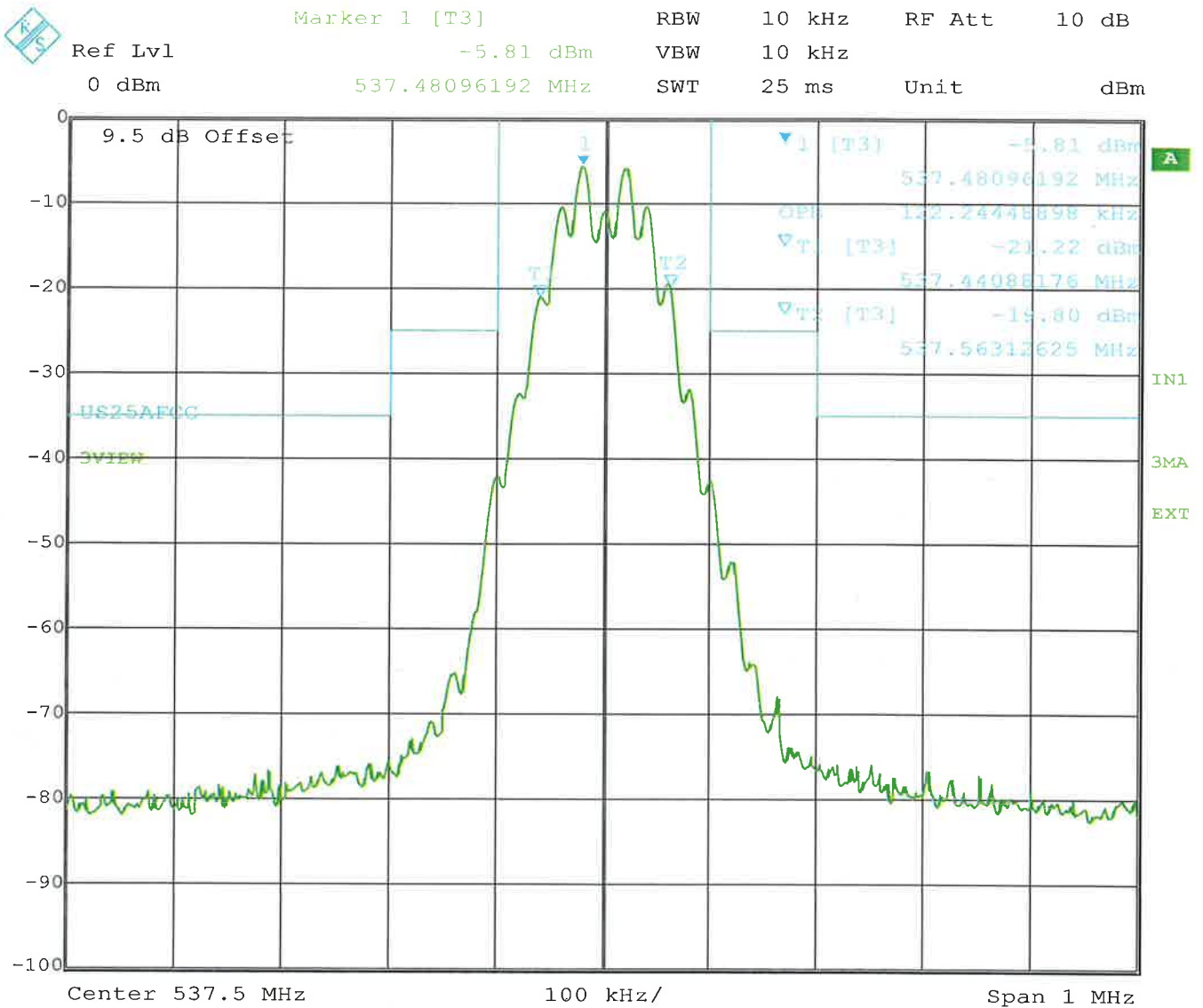
TEST EQUIPMENT USED: NT-207

OPERATING BANDWIDTH

**§ 74.261 (e)(5)
(6.3)**

The operating Bandwidth was measured at an acoustic input level 16 dB higher than that required for half of the maximum linear input level.

Measurement with audio frequency 20 kHz @ 537,5 MHz



Date: 16.SEP.2015 15:27:05

Measured bandwidth is: 122,25 kHz

LIMIT SUBCLAUSE 74.261 (e)(5) (Table 1 RSS-123)

The operating bandwidth shall not exceed 200 kHz.

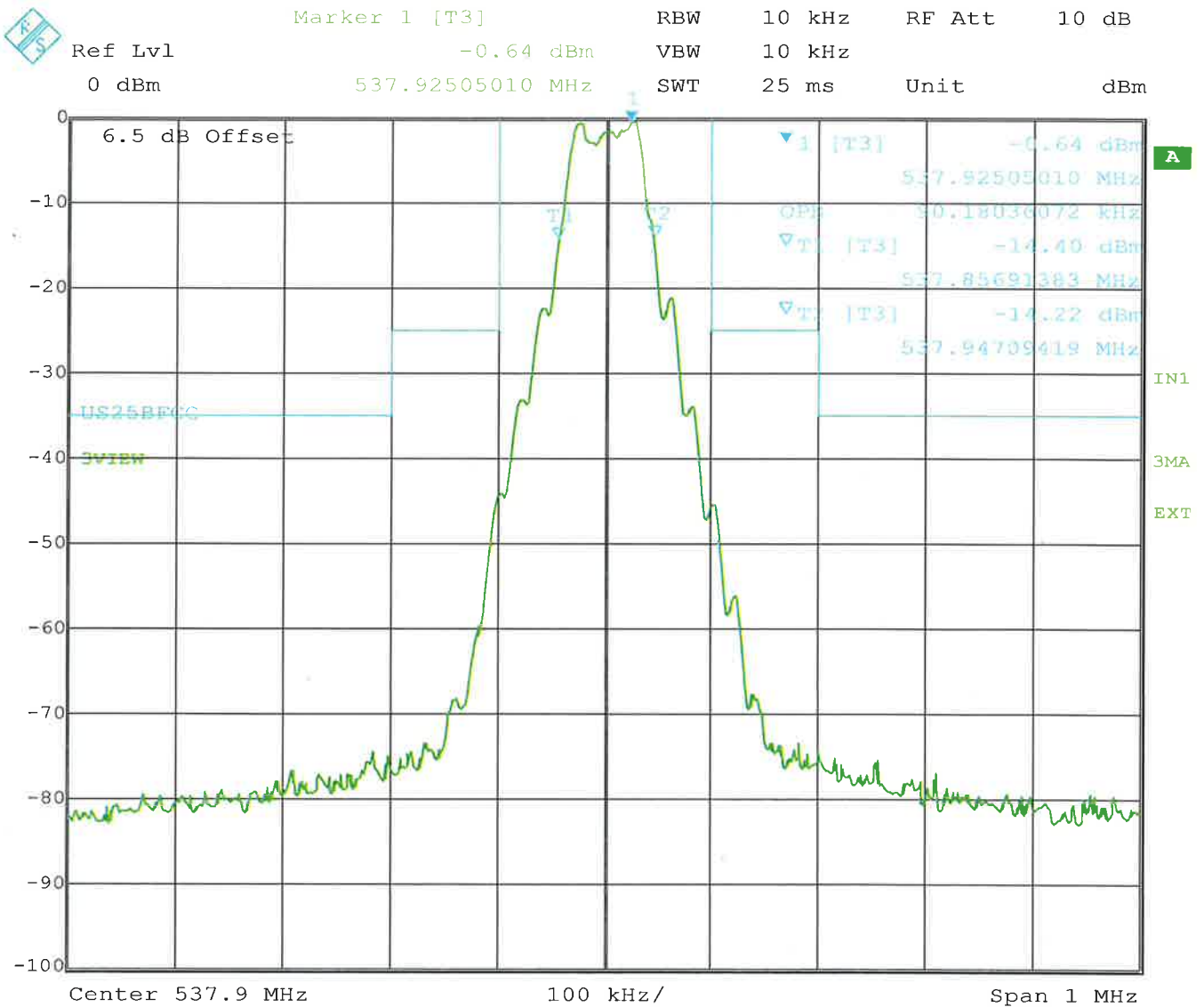
TEST EQUIPMENT USED: NT-207

OPERATING BANDWIDTH

**§ 74.261 (e)(5)
(6.3)**

The operating Bandwidth was measured at an acoustic input level 16 dB higher than that required for half of the maximum linear input level.

Measurement with audio frequency 1 kHz @ 537,9 MHz



Date: 16.SEP.2015 15:23:32

Measured bandwidth is: 90,18 kHz

LIMIT SUBCLAUSE 74.261 (e)(5) (Table 1 RSS-123)

The operating bandwidth shall not exceed 200 kHz.

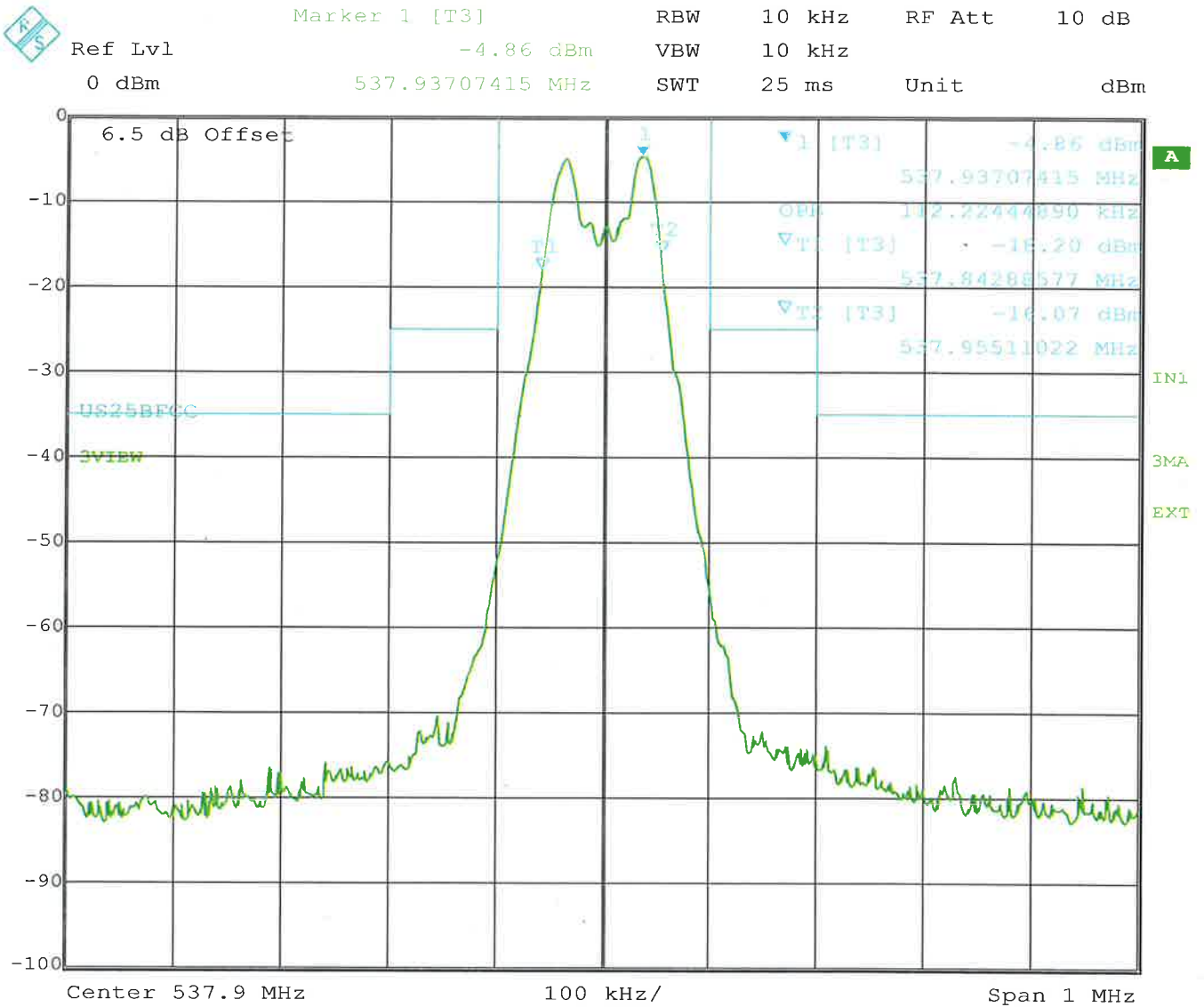
TEST EQUIPMENT USED: NT-207

OPERATING BANDWIDTH

**§ 74.261 (e)(5)
(6.3)**

The operating Bandwidth was measured at an acoustic input level 16 dB higher than that required for half of the maximum linear input level.

Measurement with audio frequency 7,5 kHz @ 537,9 MHz



Date: 16.SEP.2015 15:23:49

Measured bandwidth is: 112,22 kHz

LIMIT SUBCLAUSE 74.261 (e)(5) (Table 1 RSS-123)

The operating bandwidth shall not exceed 200 kHz.

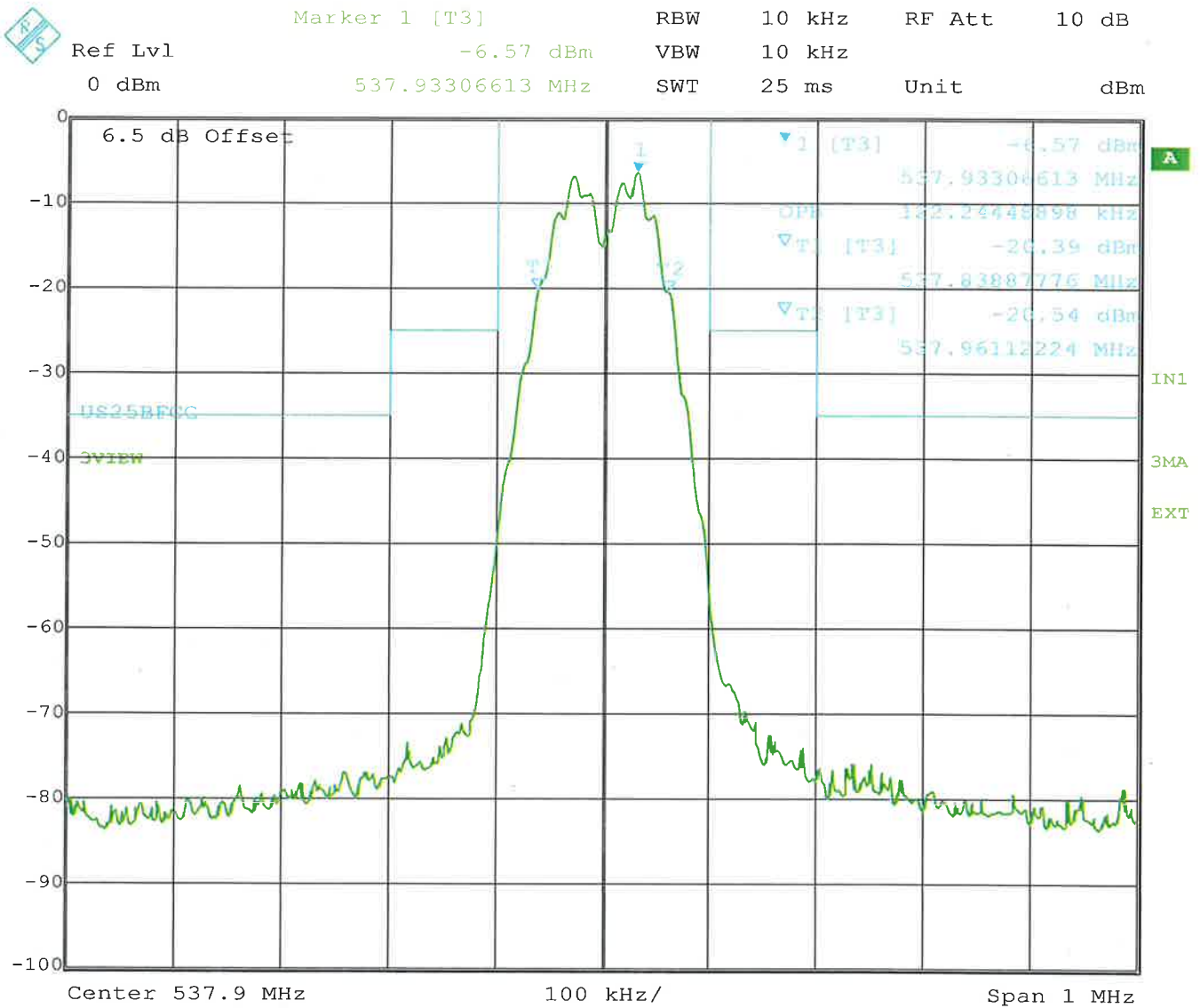
TEST EQUIPMENT USED: NT-207

OPERATING BANDWIDTH

**§ 74.261 (e)(5)
(6.3)**

The operating Bandwidth was measured at an acoustic input level 16 dB higher than that required for half of the maximum linear input level.

Measurement with audio frequency 15 kHz @ 537,9 MHz



Date: 16.SEP.2015 15:24:08

Measured bandwidth is: 122,24 kHz

LIMIT SUBCLAUSE 74.261 (e)(5) (Table 1 RSS-123)

The operating bandwidth shall not exceed 200 kHz.

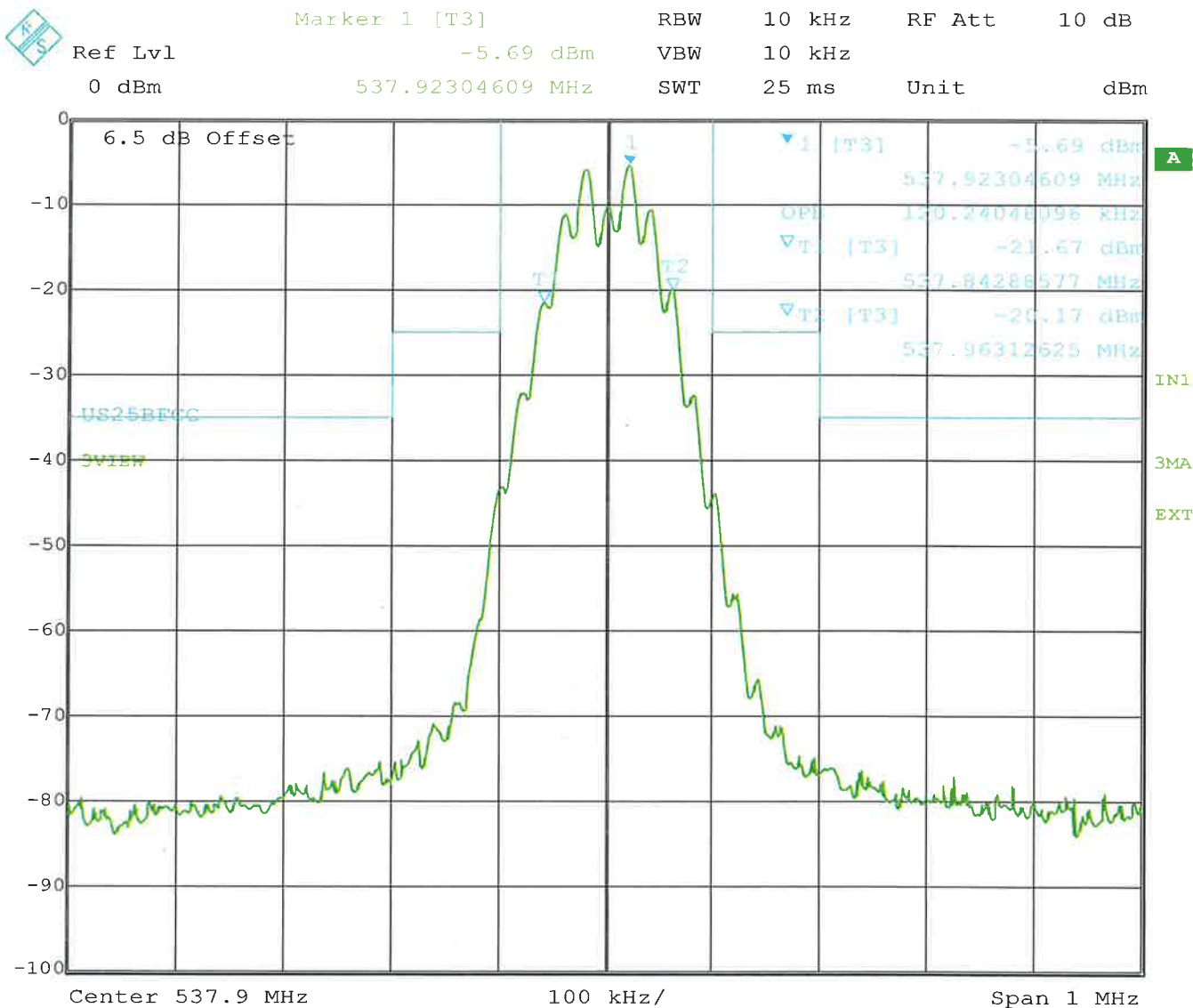
TEST EQUIPMENT USED: NT-207

OPERATING BANDWIDTH

**§ 74.261 (e)(5)
(6.3)**

The operating Bandwidth was measured at an acoustic input level 16 dB higher than that required for half of the maximum linear input level.

Measurement with audio frequency 20 kHz @ 537,9 MHz



Date: 16.SEP.2015 15:24:21

Measured bandwidth is: 120,24 kHz

LIMIT SUBCLAUSE 74.261 (e)(5) (Table 1 RSS-123)

The operating bandwidth shall not exceed 200 kHz.

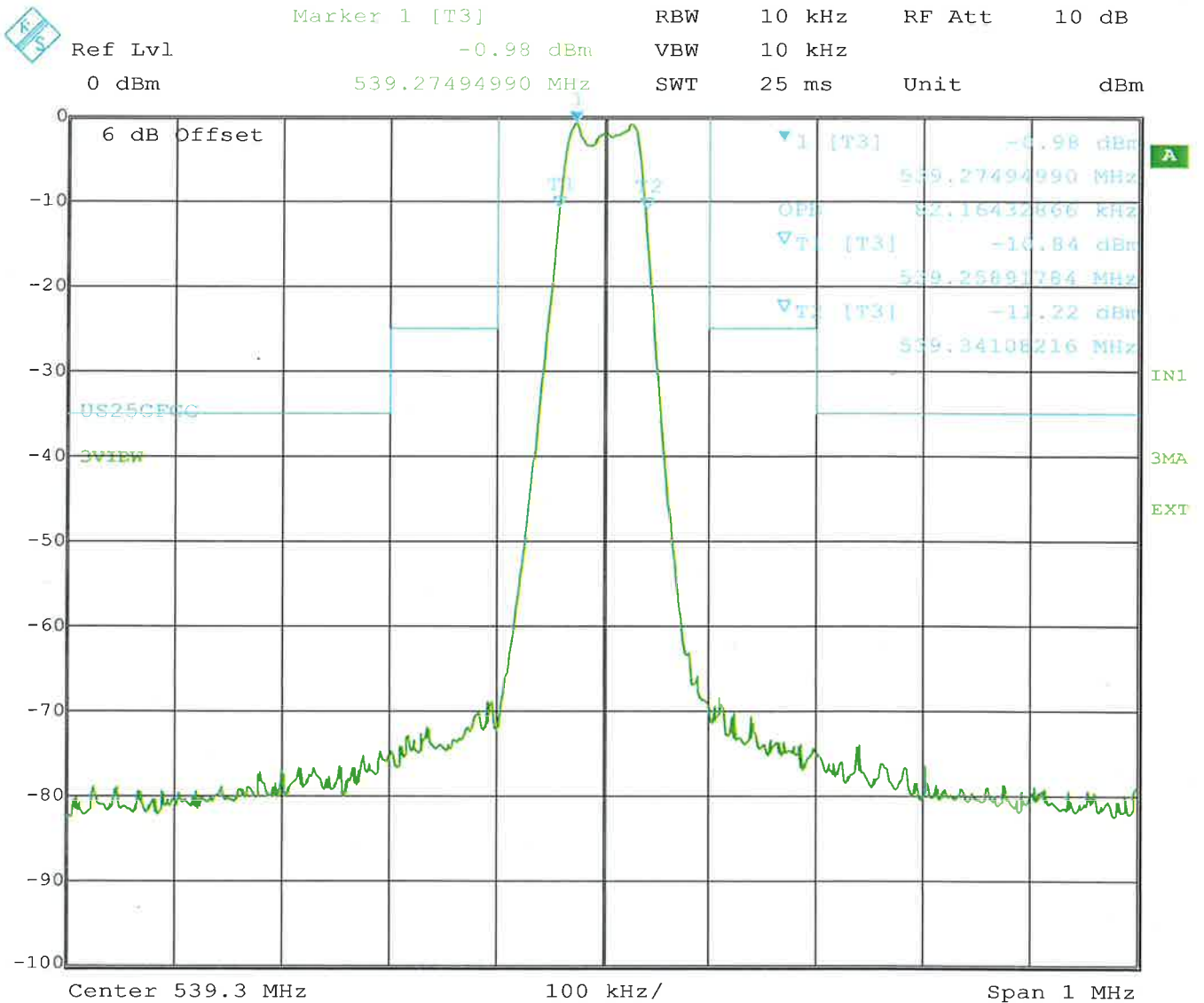
TEST EQUIPMENT USED: NT-207

OPERATING BANDWIDTH

**§ 74.261 (e)(5)
(6.3)**

The operating Bandwidth was measured at an acoustic input level 16 dB higher than that required for half of the maximum linear input level.

Measurement with audio frequency 1 kHz @ 539,3 MHz



Date: 16.SEP.2015 15:15:54

Measured bandwidth is: 82,16 kHz

LIMIT SUBCLAUSE 74.261 (e)(5) (Table 1 RSS-123)

The operating bandwidth shall not exceed 200 kHz.

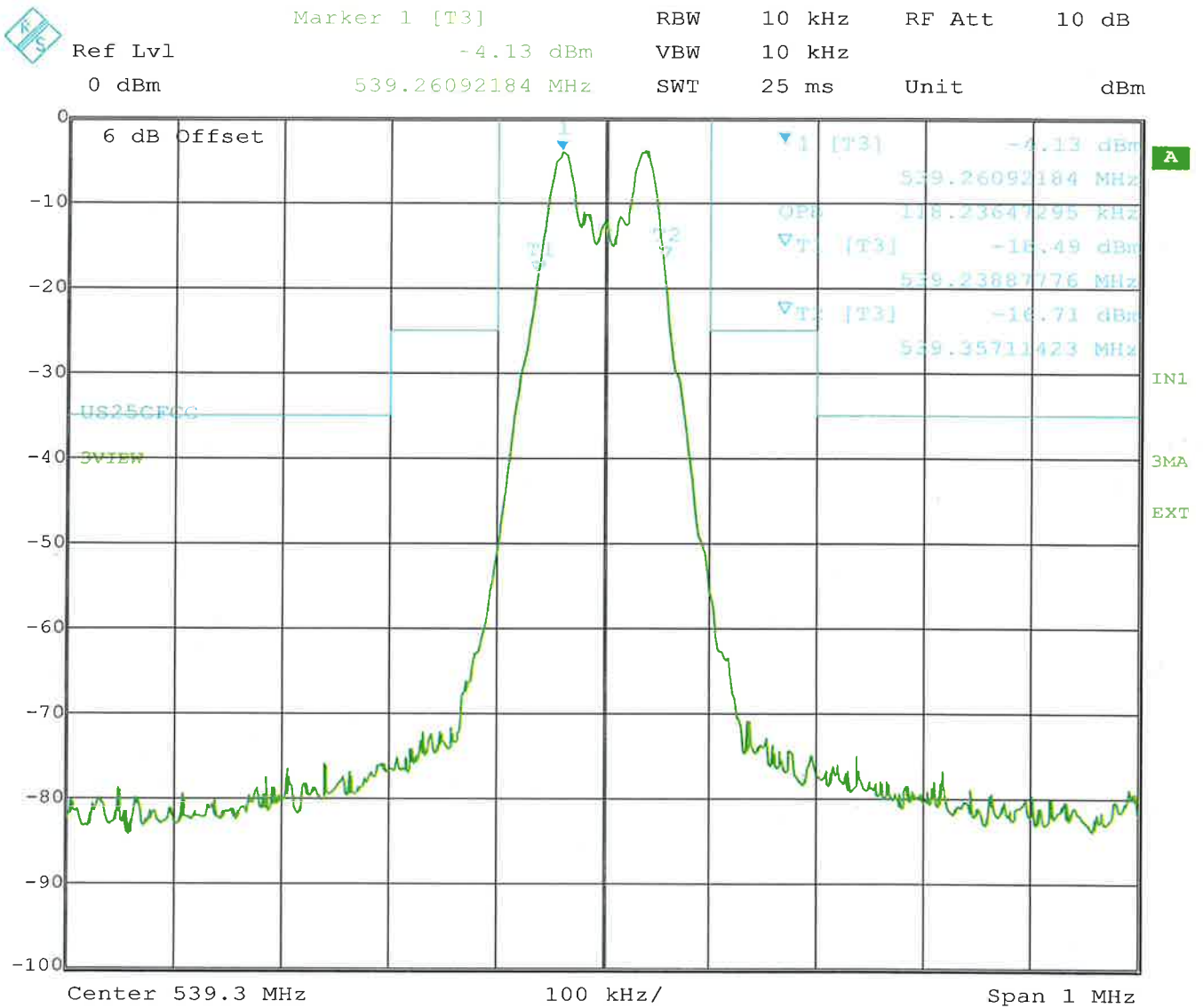
TEST EQUIPMENT USED: NT-207

OPERATING BANDWIDTH

**§ 74.261 (e)(5)
(6.3)**

The operating Bandwidth was measured at an acoustic input level 16 dB higher than that required for half of the maximum linear input level.

Measurement with audio frequency 7,5 kHz @ 539,3 MHz



Date: 16.SEP.2015 15:16:20

Measured bandwidth is: 118,24 kHz

LIMIT SUBCLAUSE 74.261 (e)(5) (Table 1 RSS-123)

The operating bandwidth shall not exceed 200 kHz.

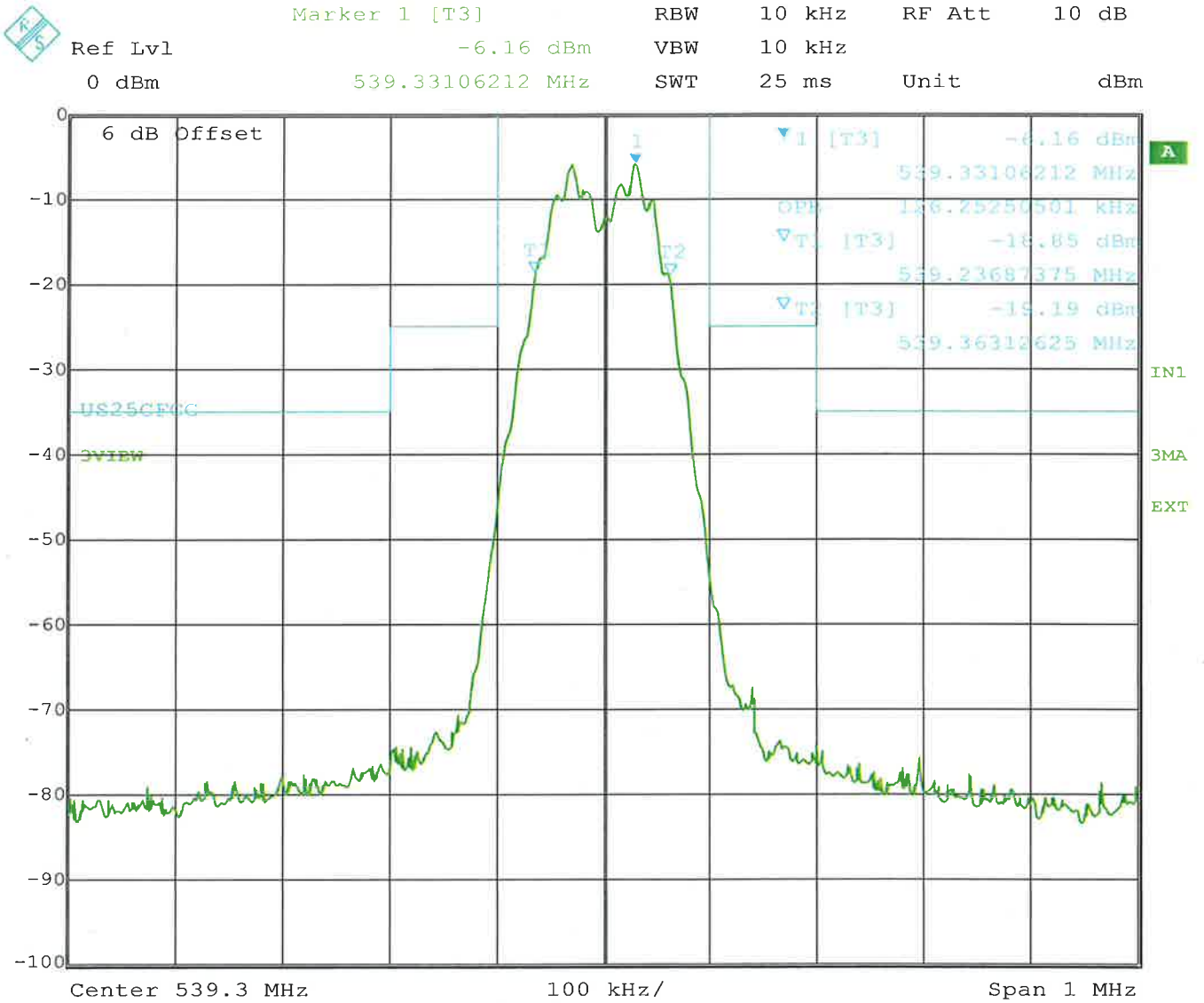
TEST EQUIPMENT USED: NT-207

OPERATING BANDWIDTH

**§ 74.261 (e)(5)
(6.3)**

The operating Bandwidth was measured at an acoustic input level 16 dB higher than that required for half of the maximum linear input level.

Measurement with audio frequency 15 kHz @ 539,3 MHz



Date: 16.SEP.2015 15:17:14

Measured bandwidth is: 126,25 kHz

LIMIT SUBCLAUSE 74.261 (e)(5) (Table 1 RSS-123)

The operating bandwidth shall not exceed 200 kHz.

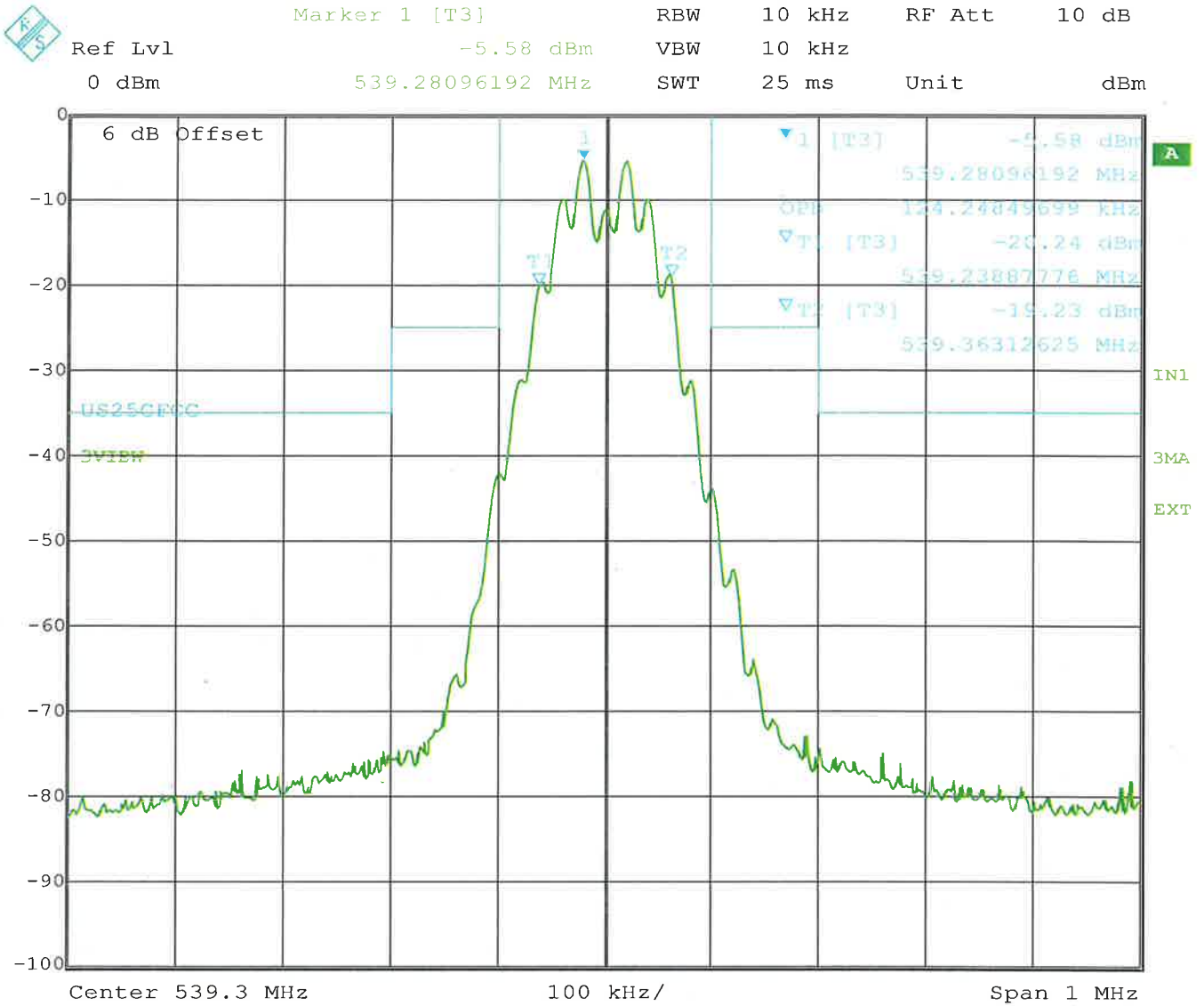
TEST EQUIPMENT USED: NT-207

OPERATING BANDWIDTH

**§ 74.261 (e)(5)
(6.3)**

The operating Bandwidth was measured at an acoustic input level 16 dB higher than that required for half of the maximum linear input level.

Measurement with audio frequency 20 kHz @ 539,3 MHz



Date: 16.SEP.2015 15:16:57

Measured bandwidth is: 124,25 kHz

LIMIT SUBCLAUSE 74.261 (e)(5) (Table 1 RSS-123)

The operating bandwidth shall not exceed 200 kHz.

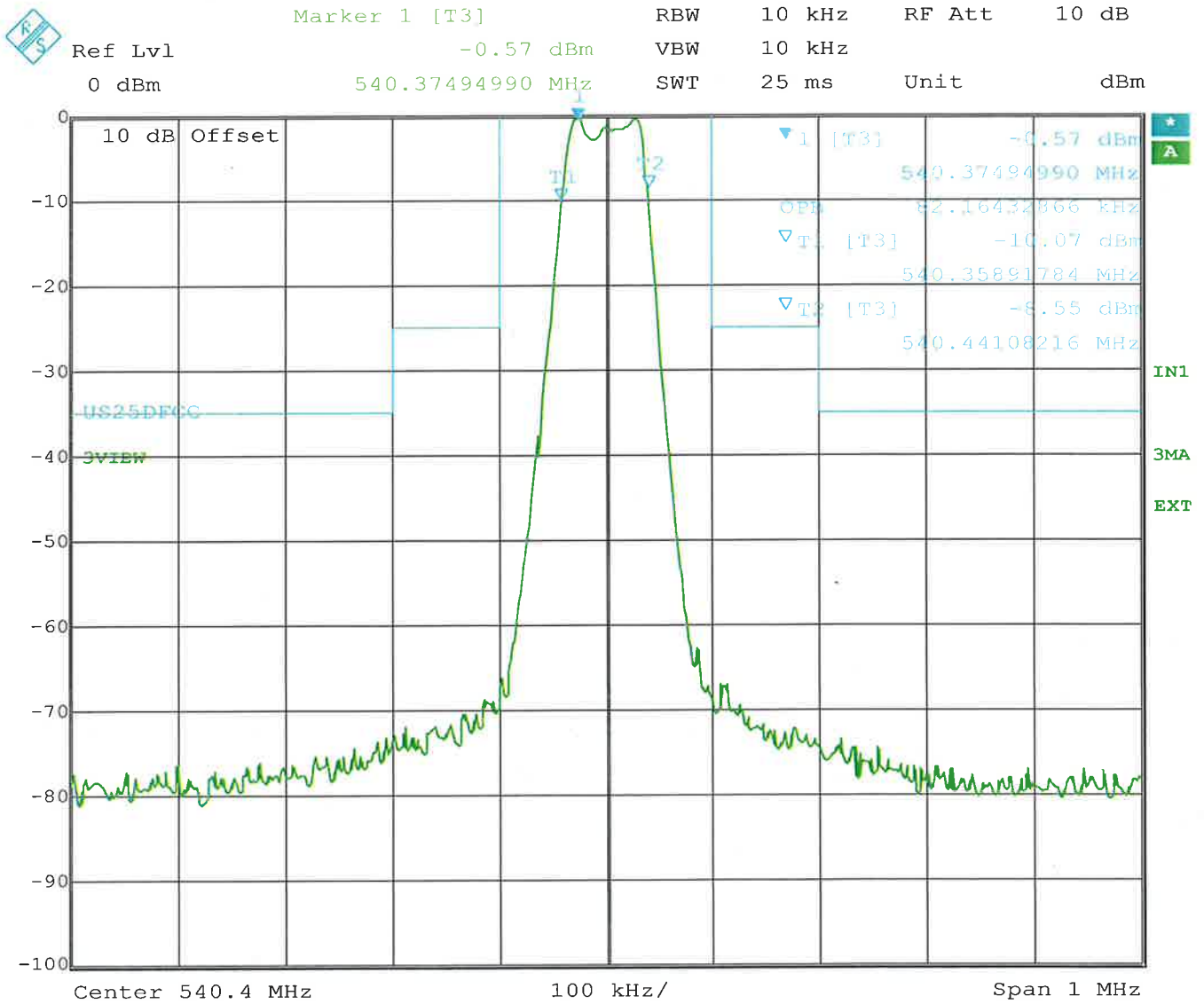
TEST EQUIPMENT USED: NT-207

OPERATING BANDWIDTH

**§ 74.261 (e)(5)
(6.3)**

The operating Bandwidth was measured at an acoustic input level 16 dB higher than that required for half of the maximum linear input level.

Measurement with audio frequency 1 kHz @ 540,4 MHz



Date: 16.SEP.2015 15:10:11

Measured bandwidth is: 82,16 kHz

LIMIT SUBCLAUSE 74.261 (e)(5) (Table 1 RSS-123)

The operating bandwidth shall not exceed 200 kHz.

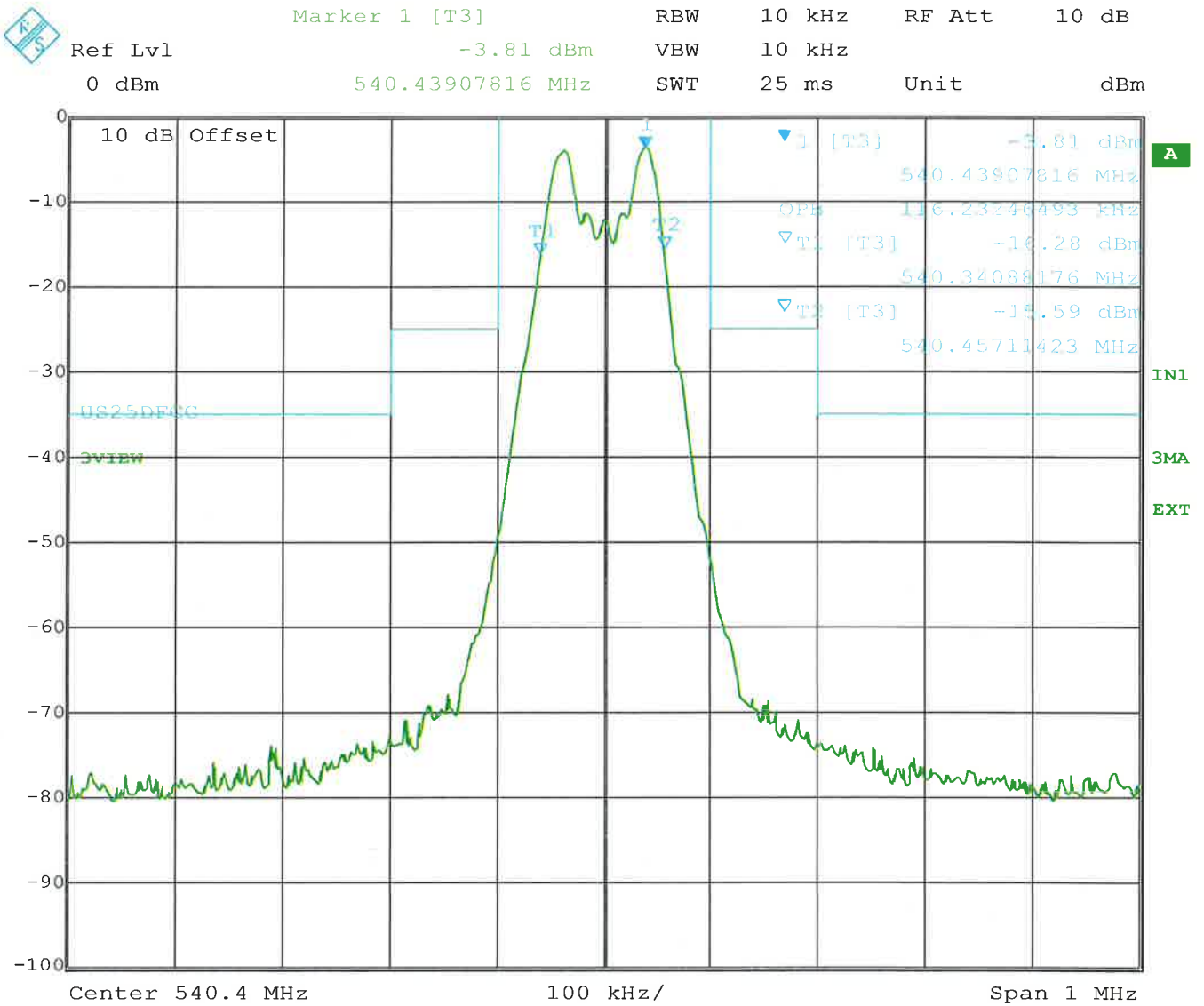
TEST EQUIPMENT USED: NT-207

OPERATING BANDWIDTH

**§ 74.261 (e)(5)
(6.3)**

The operating Bandwidth was measured at an acoustic input level 16 dB higher than that required for half of the maximum linear input level.

Measurement with audio frequency 7,5 kHz @ 540,4 MHz



Date: 16.SEP.2015 15:10:36

Measured bandwidth is: 116,23 kHz

LIMIT SUBCLAUSE 74.261 (e)(5) (Table 1 RSS-123)

The operating bandwidth shall not exceed 200 kHz.

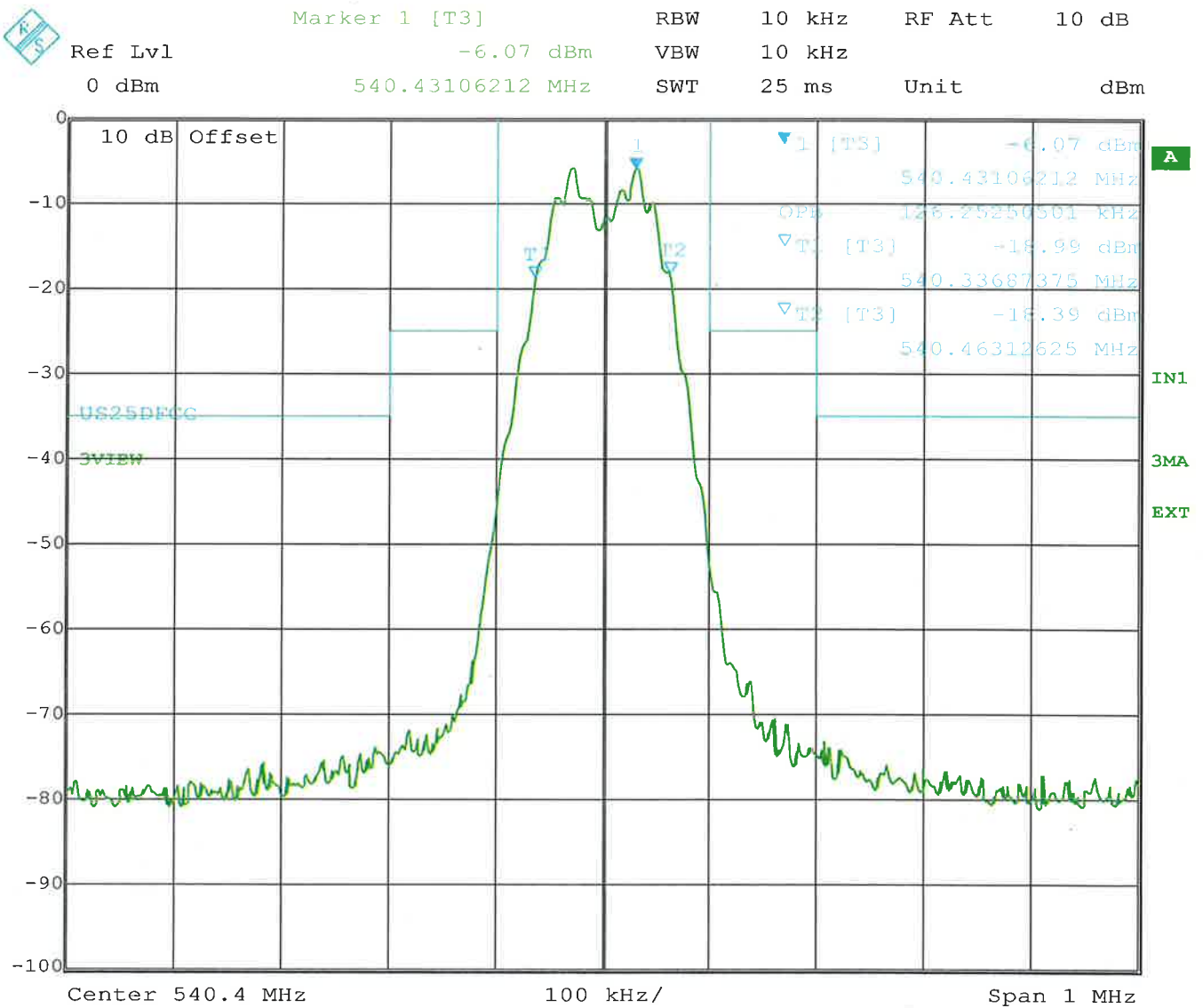
TEST EQUIPMENT USED: NT-207

OPERATING BANDWIDTH

**§ 74.261 (e)(5)
(6.3)**

The operating Bandwidth was measured at an acoustic input level 16 dB higher than that required for half of the maximum linear input level.

Measurement with audio frequency 15 kHz @ 540,4 MHz



Date: 16.SEP.2015 15:11:00

Measured bandwidth is: 126,25 kHz

LIMIT SUBCLAUSE 74.261 (e)(5) (Table 1 RSS-123)

The operating bandwidth shall not exceed 200 kHz.

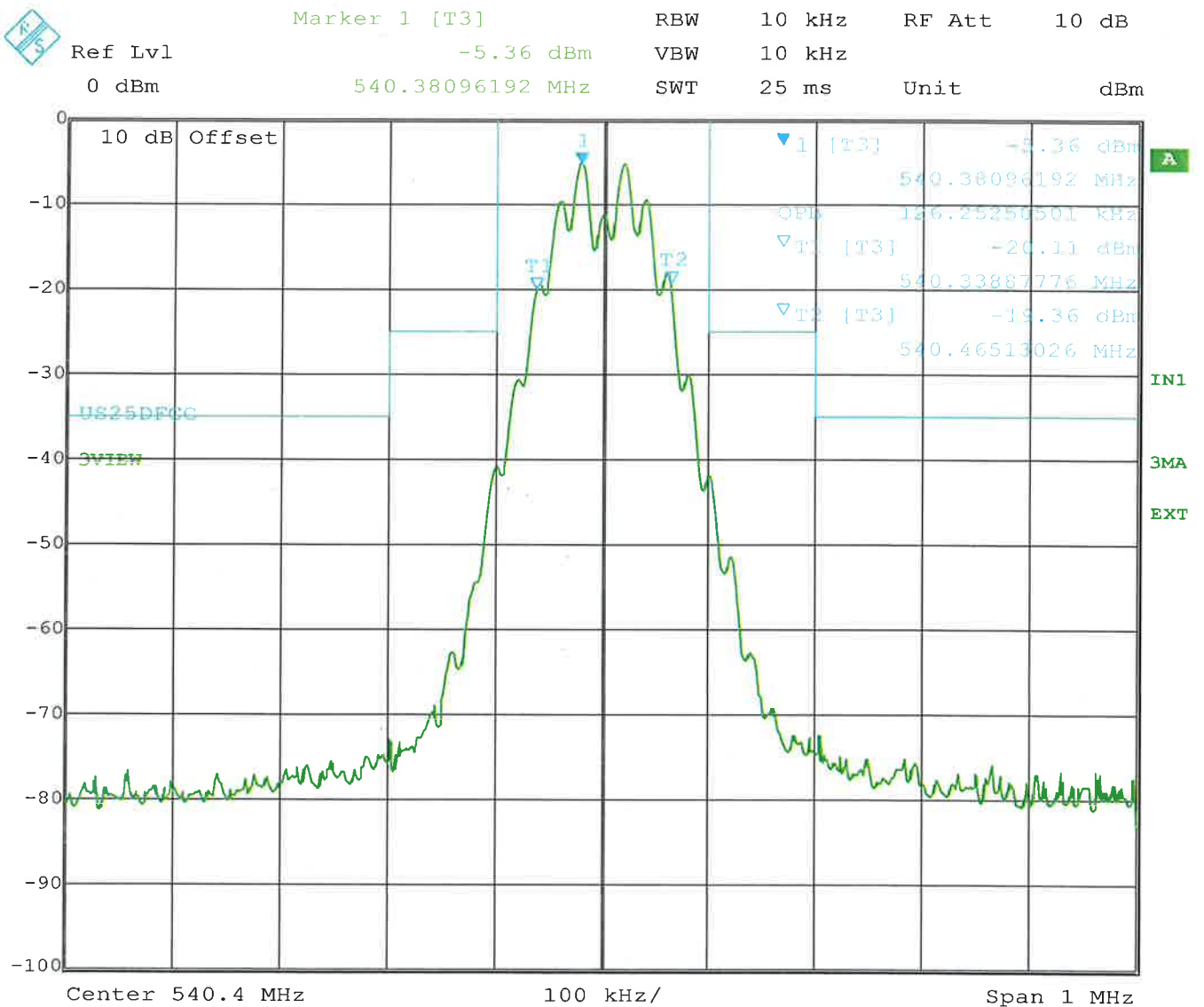
TEST EQUIPMENT USED: NT-207

OPERATING BANDWIDTH

**§ 74.261 (e)(5)
(6.3)**

The operating Bandwidth was measured at an acoustic input level 16 dB higher than that required for half of the maximum linear input level.

Measurement with audio frequency 20 kHz @ 540,4 MHz



Date: 16.SEP.2015 15:11:14

Measured bandwidth is: 126,25 kHz

LIMIT SUBCLAUSE 74.261 (e)(5) (Table 1 RSS-123)

The operating bandwidth shall not exceed 200 kHz.

TEST EQUIPMENT USED: NT-207

Emissions Mask

§ 74.261 (e)(6)
(6.3)

LIMIT

74.261(e)(6)

The mean power of emissions shall be attenuated below the mean output power of the transmitter in accordance with the following schedule:

- (i) On any frequency removed from the operating frequency by more than 50 percent up to and including 100 percent of the authorized bandwidth: at least 25dB;
- (ii) On any frequency removed from the operating frequency by more than 100 percent up to and including 250 percent of the authorized bandwidth: at least 35dB;
- (iii) On any frequency removed from the operating frequency by more than 250 percent of the authorized bandwidth: at least $43 + 10 \log_{10}$ (mean output power in watts) dB.

In deviation to above (iii) RSS-123 6.3.1 (3) requires:
at least $55 + 10 \log_{10}(TP)$ dB, in any 30 kHz band removed from the centre of the authorized bandwidth by more than 250% of the authorized bandwidth. The search for unwanted emissions shall be from the lowest frequency internally generated or used in the device (local oscillator, intermediate or carrier frequency), or 500 kHz below its lowest assignable frequency, whichever is the lowest frequency, to the 5th harmonic of the highest frequency generated or used, without exceeding 23 GHz.

All plots were normalised so that 0 dB is equal to the mean output power measured in a bandwidth equal to 5 times the nominal bandwidth of the emission.

Emissions Mask

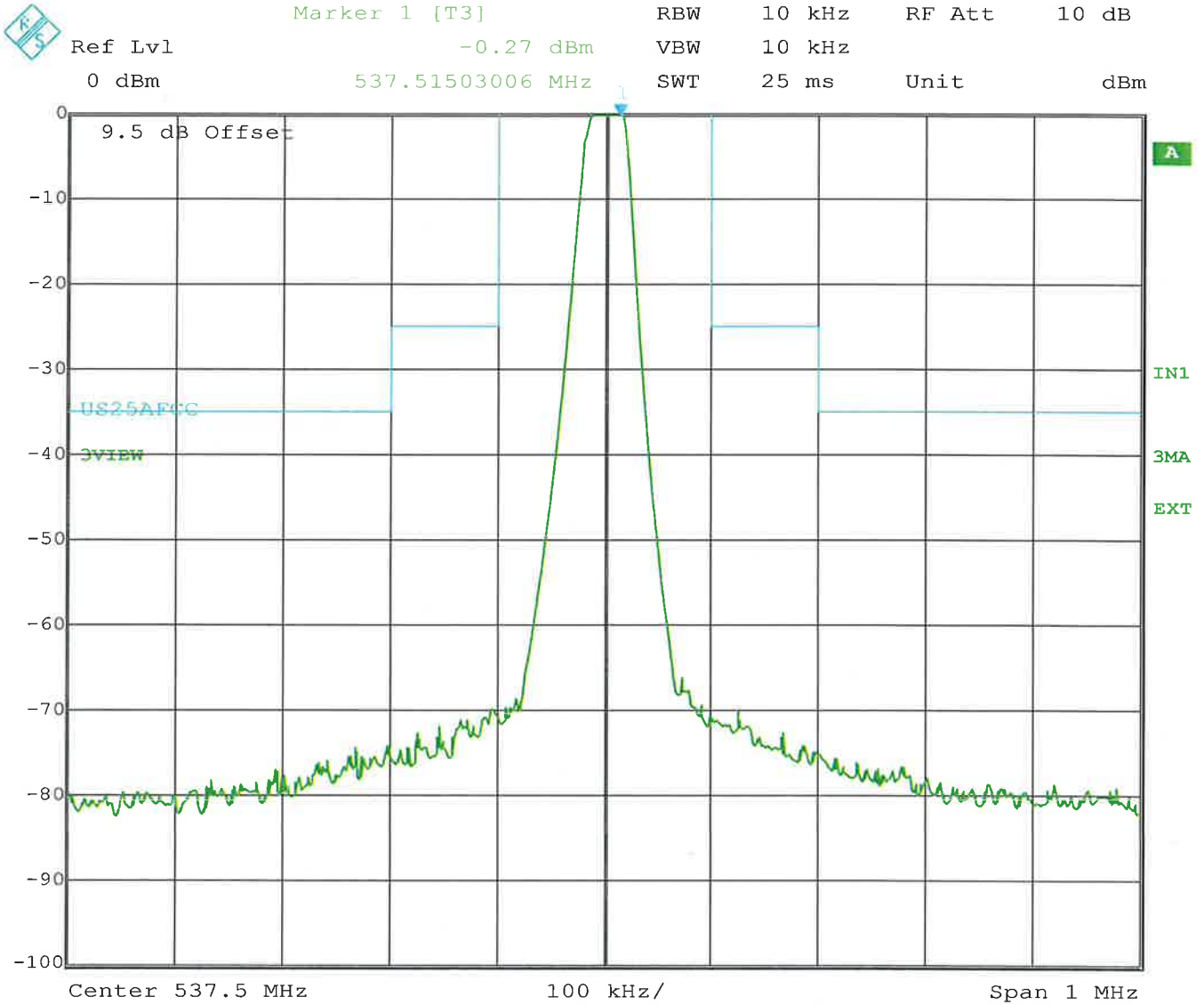
§ 74.261 (e)(6)
(6.3)

Operating mode:

Frequency: 537,5 MHz

Modulation: acoustic input level to achieve half of maximum linear input level, audio frequency 1 kHz

DC Voltage: 1,5 V



Date: 16.SEP.2015 14:12:52

Test Equipment used: NT-207

Emissions Mask

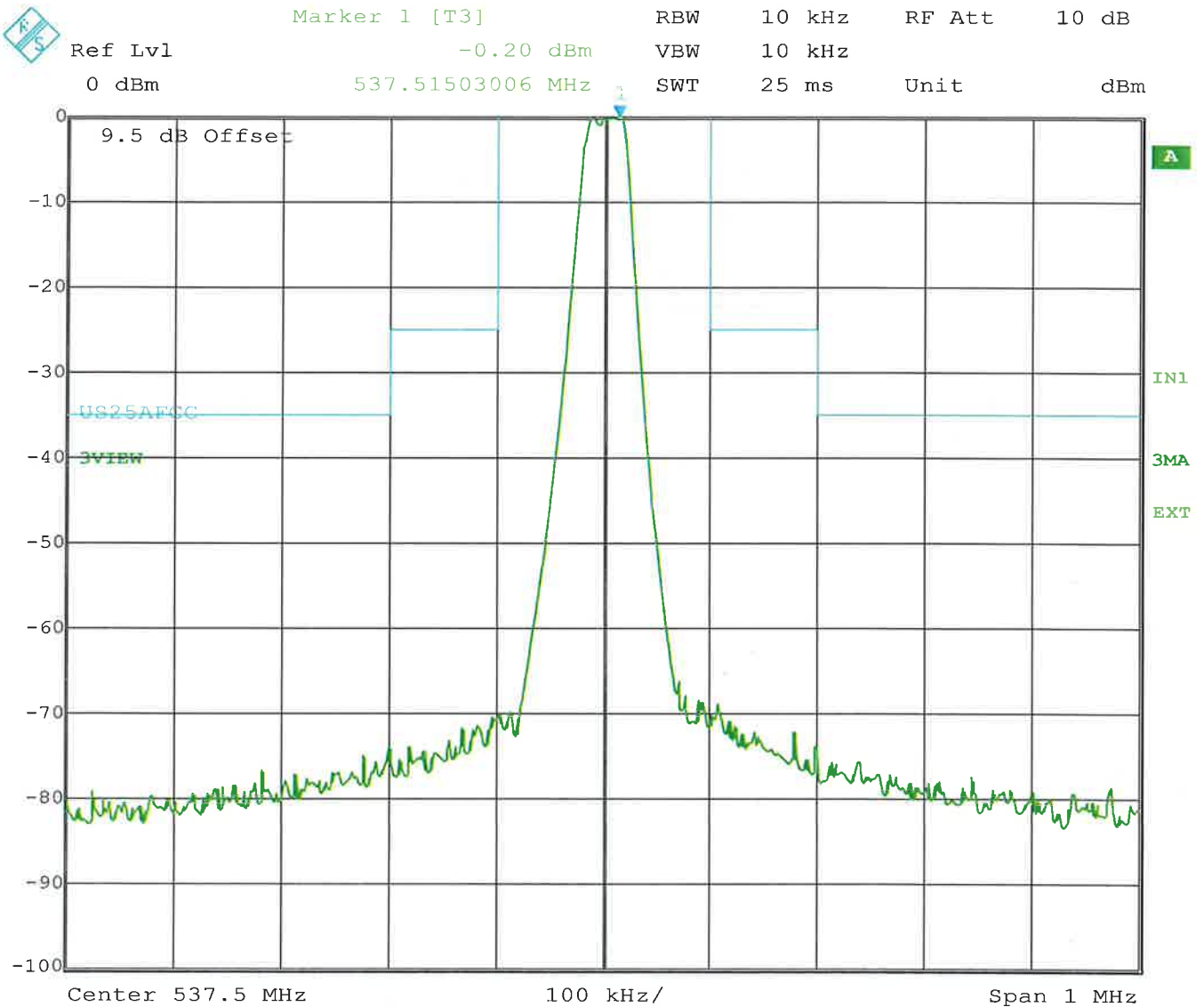
§ 74.261 (e)(6)
(6.3)

Operating mode:

Frequency: 537,5 MHz

Modulation: acoustic input level to achieve half of maximum linear input level, audio frequency 1 kHz

DC Voltage: 1 V



Date: 16.SEP.2015 14:12:27

Test Equipment used: NT-207

Emissions Mask

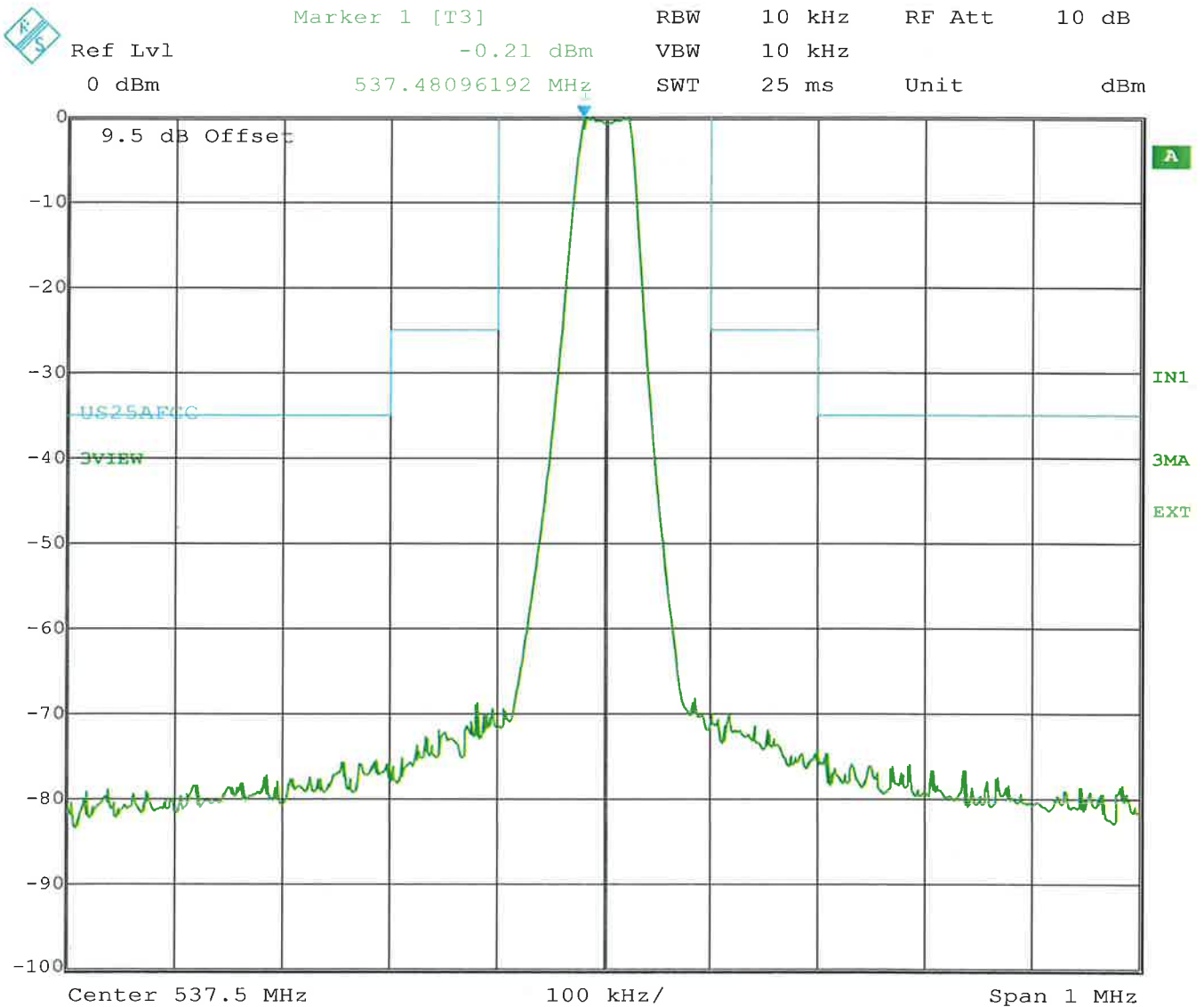
§ 74.261 (e)(6)
(6.3)

Operating mode:

Frequency: 537,5 MHz

Modulation: acoustic input level equal to the maximum linear input level, audio frequency 1 kHz

DC Voltage: 1,5 V



Date: 16.SEP.2015 14:07:16

Test Equipment used: NT-207

Emissions Mask

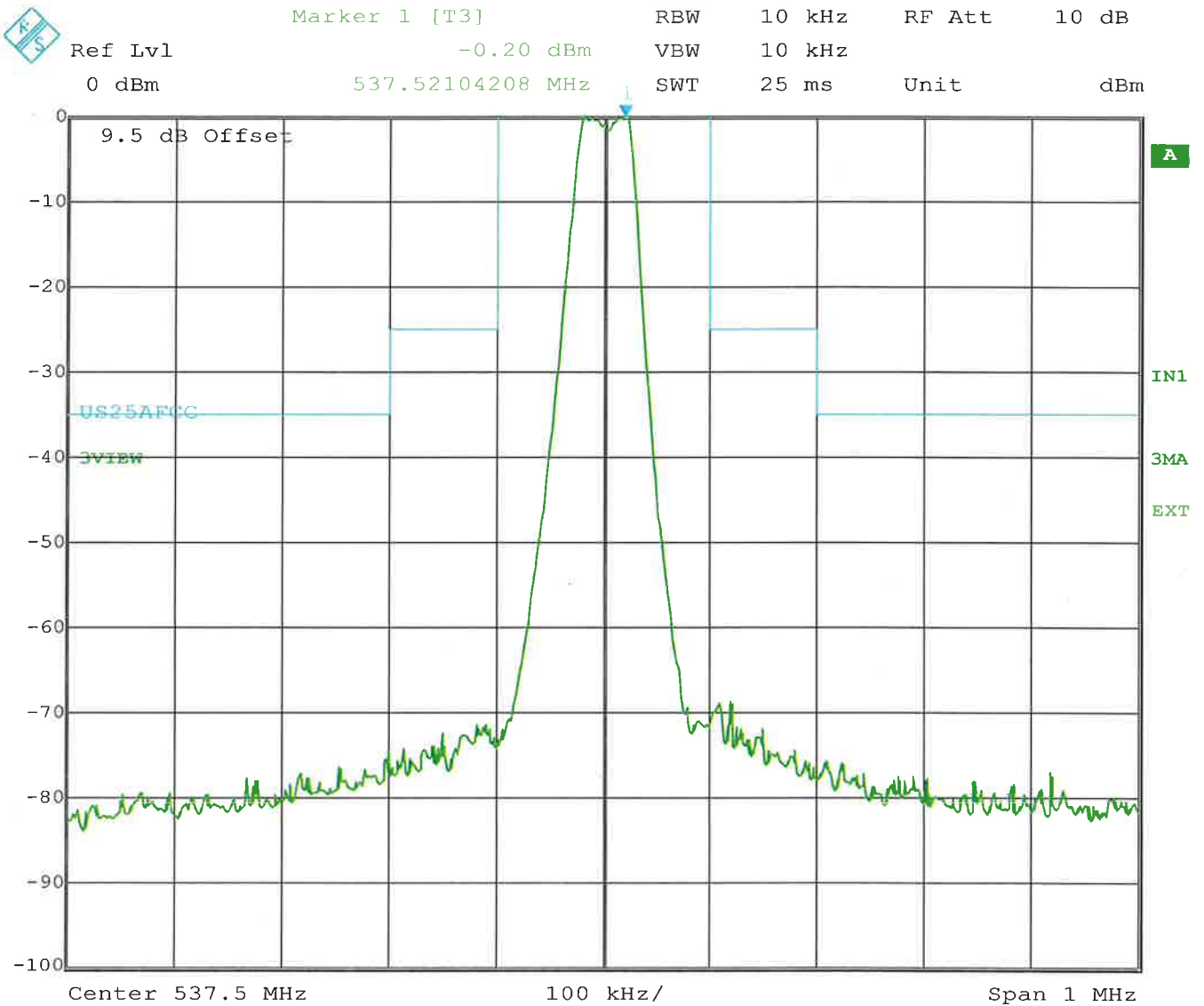
§ 74.261 (e)(6)
(6.3)

Operating mode:

Frequency: 537,5 MHz

Modulation: acoustic input level equal to the maximum linear input level, audio frequency 1 kHz

DC Voltage: 1 V



Date: 16.SEP.2015 14:08:04

Test Equipment used: NT-207

Emissions Mask

§ 74.261 (e)(6)
(6.3)

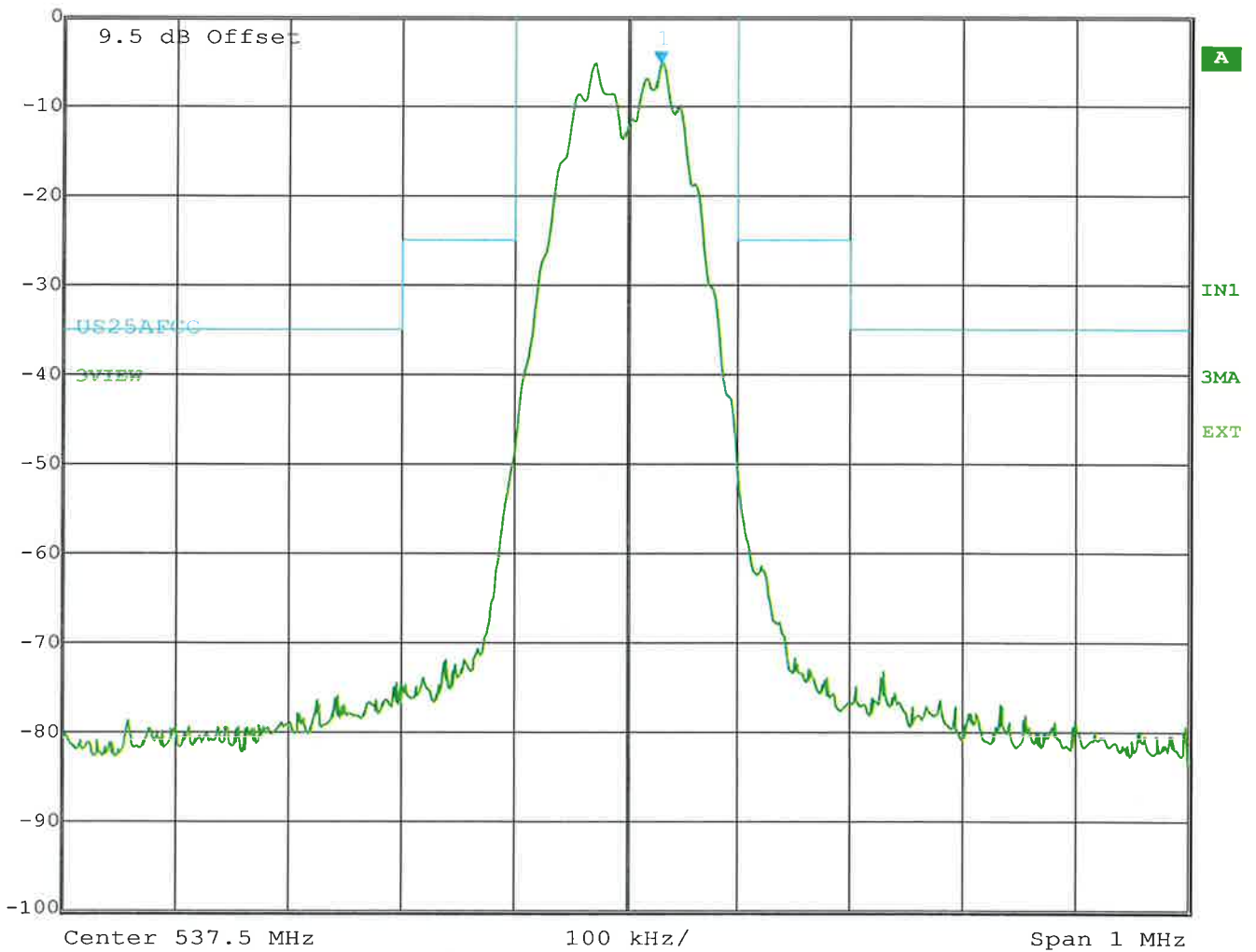
Operating mode:

Frequency: 537,5 MHz

Modulation: acoustic input level to achieve half of maximum linear input level, audio frequency 15 kHz

DC Voltage: 1,5 V

| | | | | | |
|---------|------------------|-----|--------|--------|-------|
| | Marker 1 [T3] | RBW | 10 kHz | RF Att | 10 dB |
| Ref Lvl | -5.39 dBm | VBW | 10 kHz | | |
| 0 dBm | 537.53106212 MHz | SWT | 25 ms | Unit | dBm |



Date: 16.SEP.2015 14:11:11

Test Equipment used: NT-207

Emissions Mask

§ 74.261 (e)(6)
(6.3)

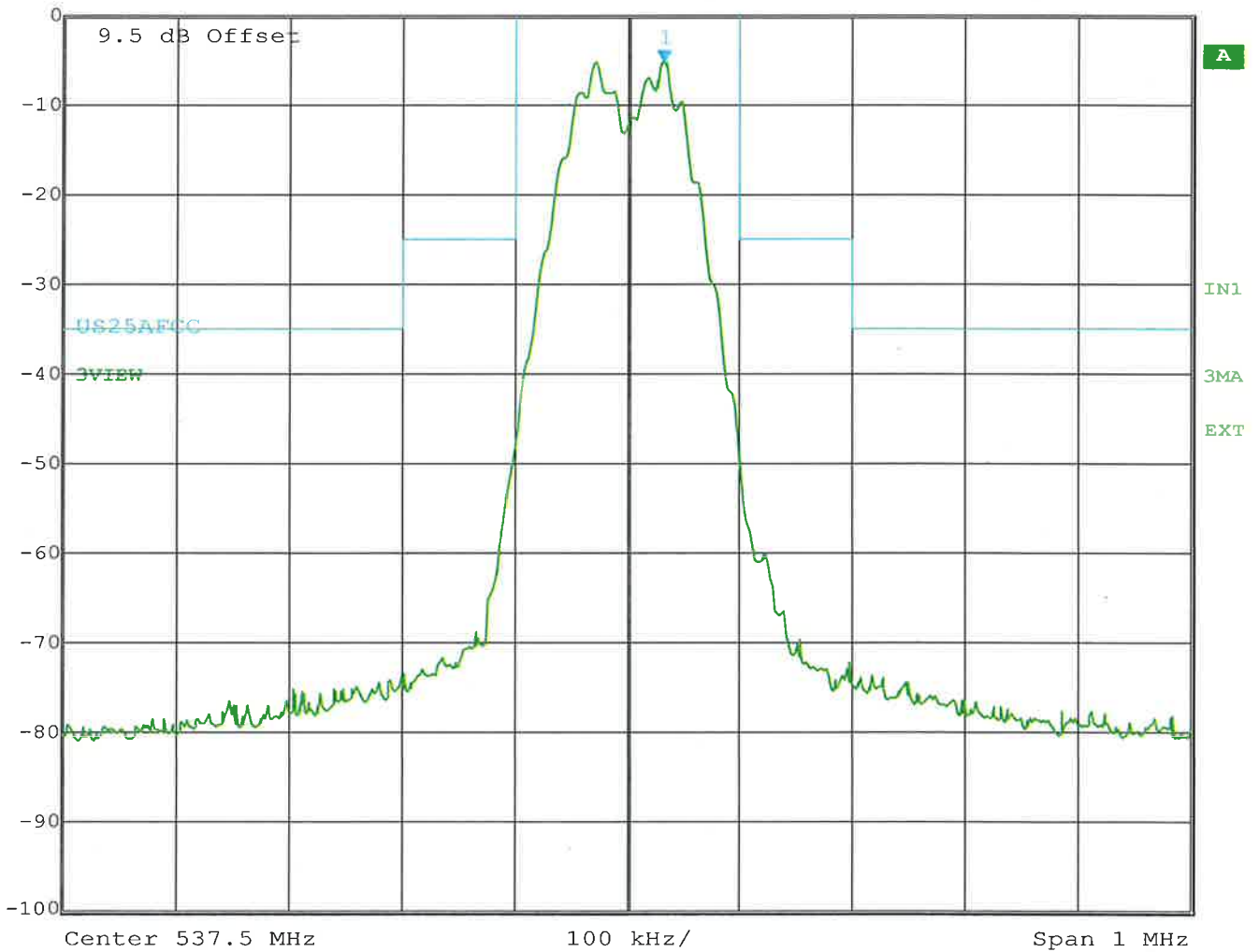
Operating mode:

Frequency: 537,5 MHz

Modulation: acoustic input level to achieve half of maximum linear input level, audio frequency 15 kHz

DC Voltage: 1 V

| | | | | | | | | | | | | | | | |
|--|---------|-------|---------------|-----------|------------------|-----|--------|--------|-------|-----|--------|-----|-------|------|-----|
| | Ref Lvl | 0 dBm | Marker 1 [T3] | -5.29 dBm | 537.53306613 MHz | RBW | 10 kHz | RF Att | 10 dB | VBW | 10 kHz | SWT | 25 ms | Unit | dBm |
|--|---------|-------|---------------|-----------|------------------|-----|--------|--------|-------|-----|--------|-----|-------|------|-----|



Date: 16.SEP.2015 14:11:38

Test Equipment used: NT-207

Emissions Mask

§ 74.261 (e)(6)
(6.3)

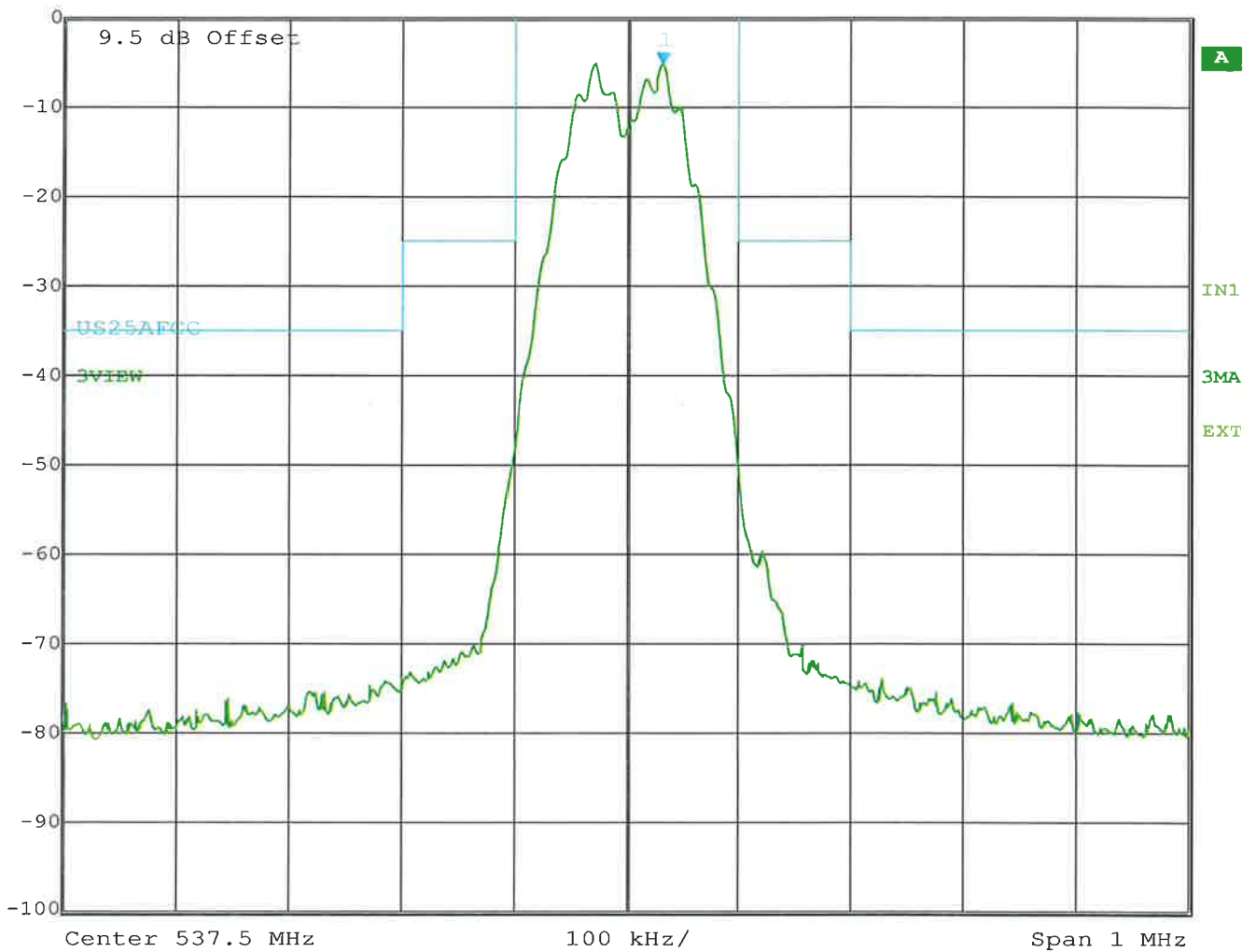
Operating mode:

Frequency: 537,5 MHz

Modulation: acoustic input level equal to the maximum linear input level, audio frequency 15 kHz

DC Voltage: 1,5 V

| | | | | | |
|---------|------------------|-----|--------|--------|-------|
| | Marker 1 [T3] | RBW | 10 kHz | RF Att | 10 dB |
| Ref Lvl | -5.34 dBm | VBW | 10 kHz | | |
| 0 dBm | 537.53306613 MHz | SWT | 25 ms | Unit | dBm |



Date: 16.SEP.2015 14:09:01

Test Equipment used: NT-207

Emissions Mask

§ 74.261 (e)(6)
(6.3)

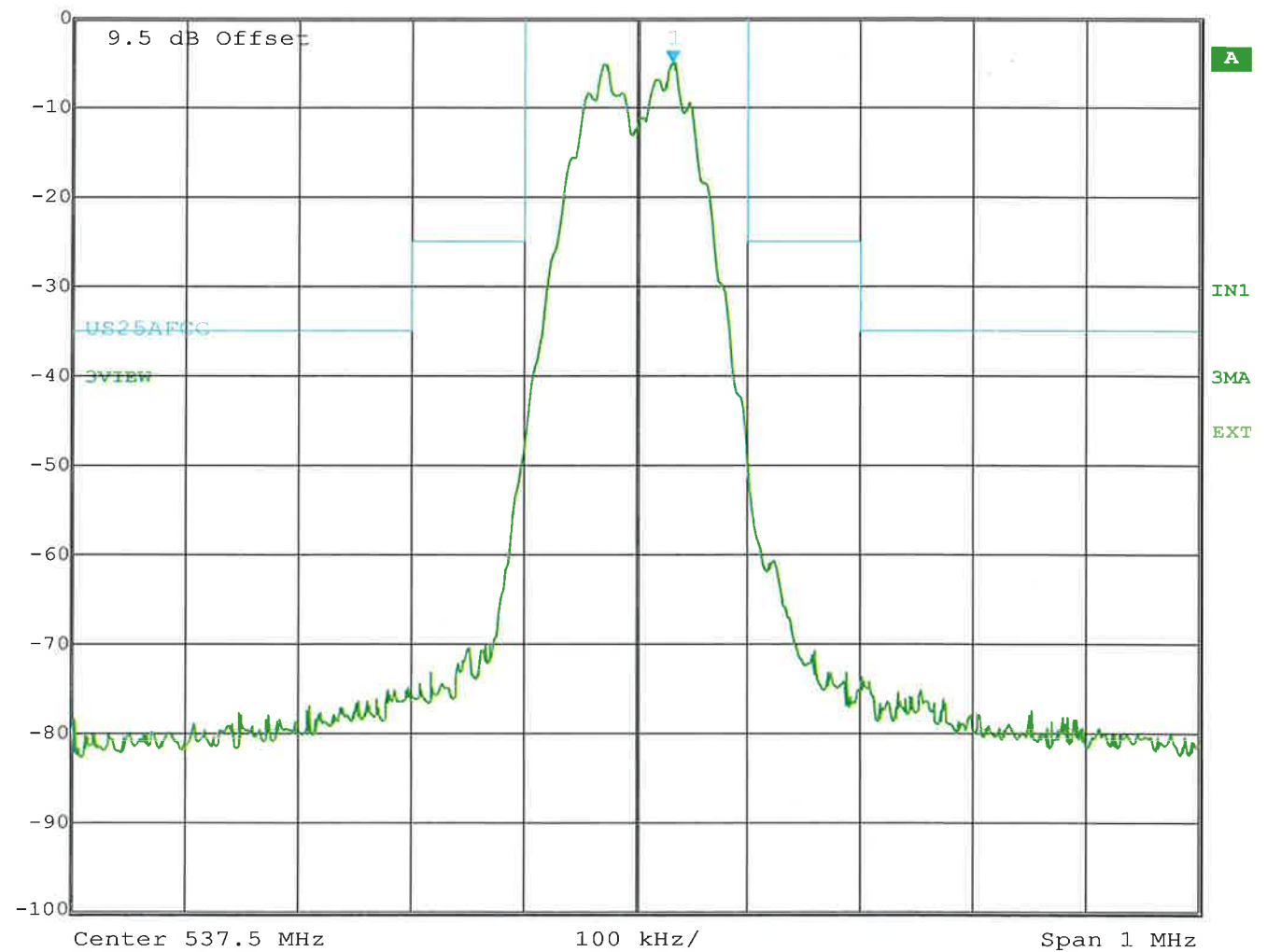
Operating mode:

Frequency: 537,5 MHz

Modulation: acoustic input level equal to the maximum linear input level, audio frequency 15 kHz

DC Voltage: 1 V

| | | | | | |
|---------|------------------|-----|--------|--------|-------|
| | Marker 1 [T3] | RBW | 10 kHz | RF Att | 10 dB |
| Ref Lvl | -5.11 dBm | VBW | 10 kHz | | |
| 0 dBm | 537.53306613 MHz | SWT | 25 ms | Unit | dBm |



Date: 16.SEP.2015 14:08:34

Test Equipment used: NT-207

Emissions Mask

§ 74.261 (e)(6)
(6.3)

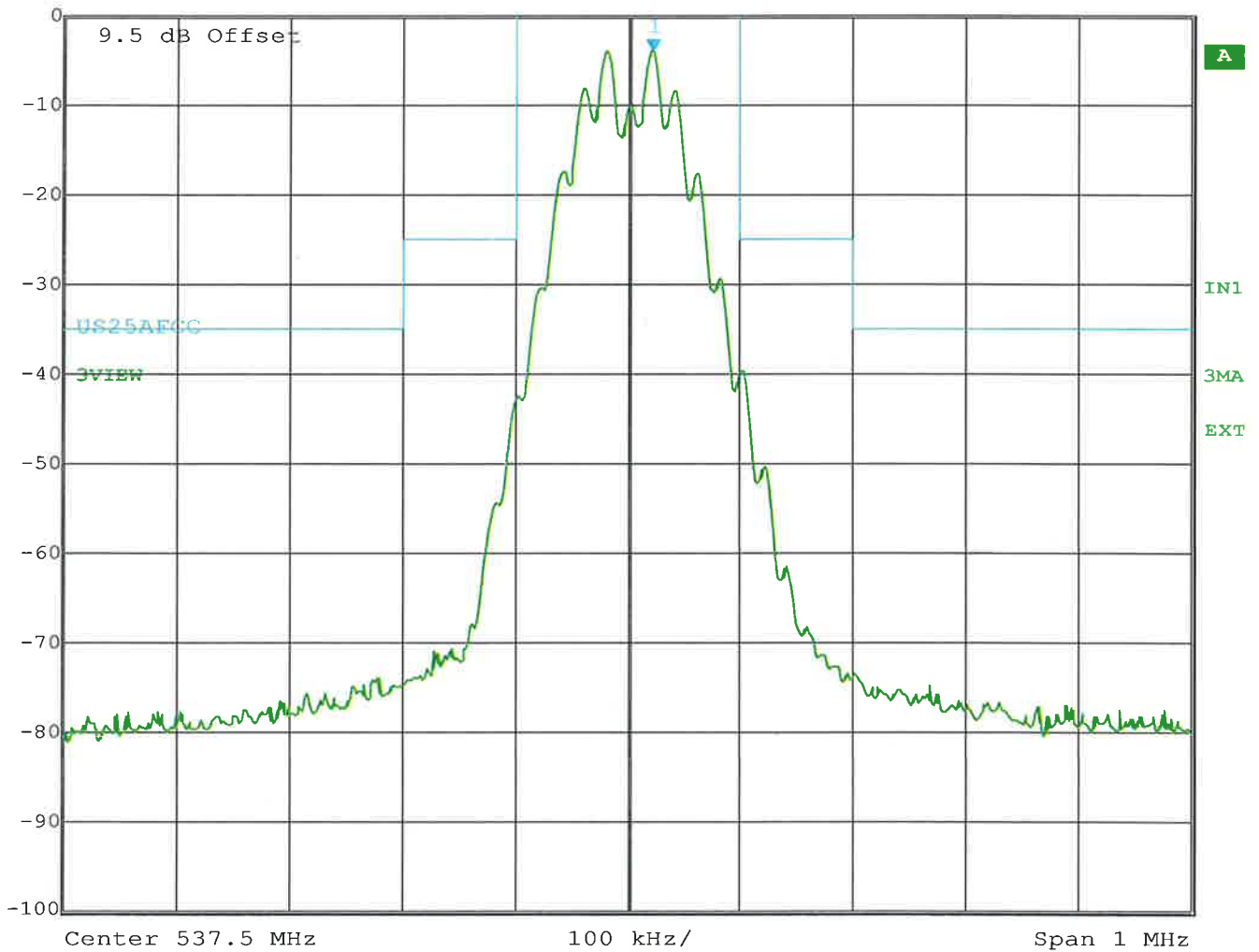
Operating mode:

Frequency: 537,5 MHz

Modulation: acoustic input level to achieve half of maximum linear input level, audio frequency 20 kHz

DC Voltage: 1,5 V

| | | | | | |
|---------|------------------|-----|--------|--------|-------|
| | Marker 1 [T3] | RBW | 10 kHz | RF Att | 10 dB |
| Ref Lvl | -4.17 dBm | VBW | 10 kHz | | |
| 0 dBm | 537.52304609 MHz | SWT | 25 ms | Unit | dBm |



Date: 16.SEP.2015 14:10:49

Test Equipment used: NT-207

Emissions Mask

§ 74.261 (e)(6)
(6.3)

Operating mode:

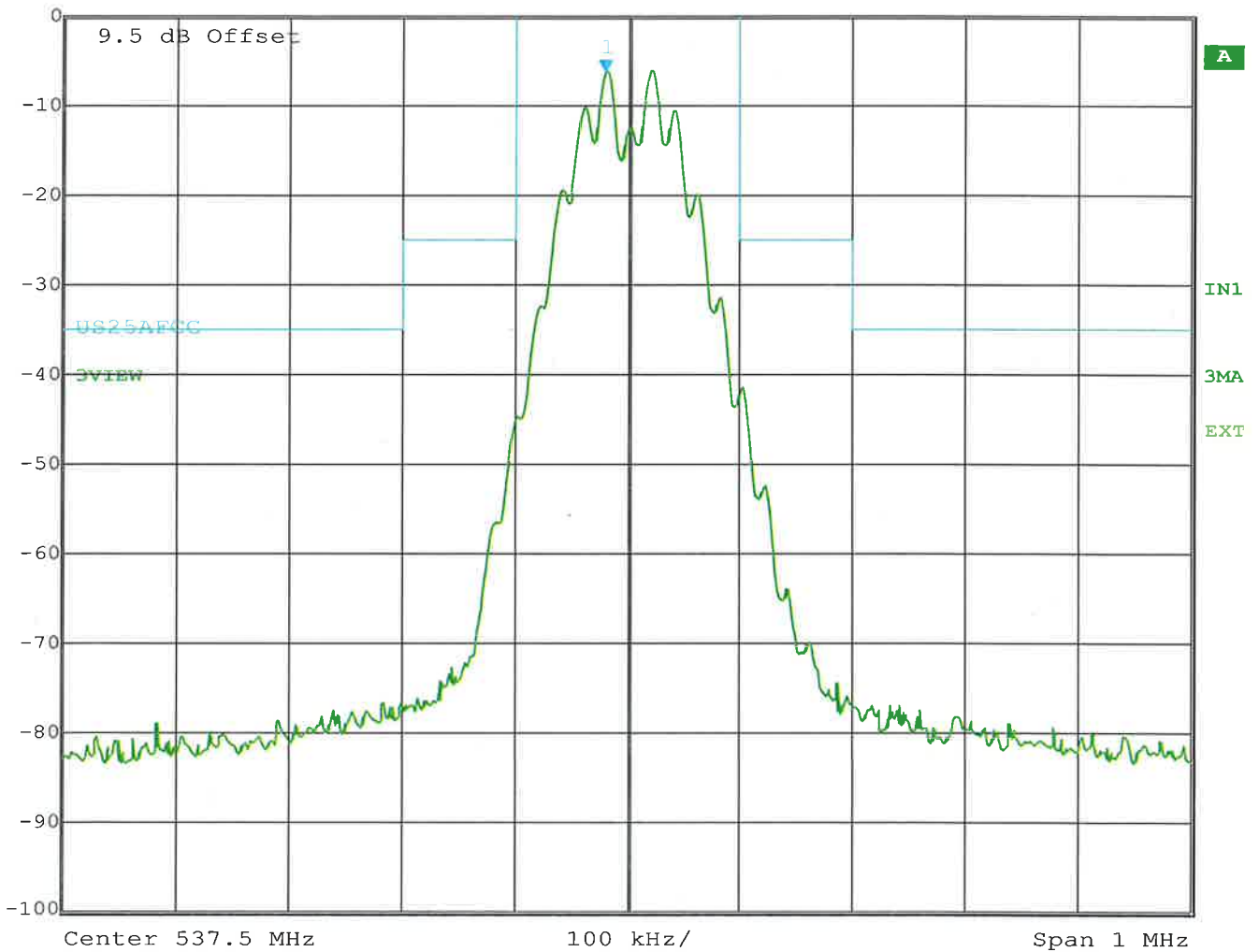
Frequency: 537,5 MHz

Modulation: acoustic input level to achieve half of maximum linear input level, audio frequency 20 kHz

DC Voltage: 1 V



| | | | | | | | |
|---------|-------|---------------|------------------|-----|--------|--------|-------|
| Ref Lvl | 0 dBm | Marker 1 [T3] | 537.48096192 MHz | RBW | 10 kHz | RF Att | 10 dB |
| | | | | VBW | 10 kHz | Unit | dBm |
| | | | | SWT | 25 ms | | |



Date: 16.SEP.2015 14:10:23

Test Equipment used: NT-207

Emissions Mask

§ 74.261 (e)(6)
(6.3)

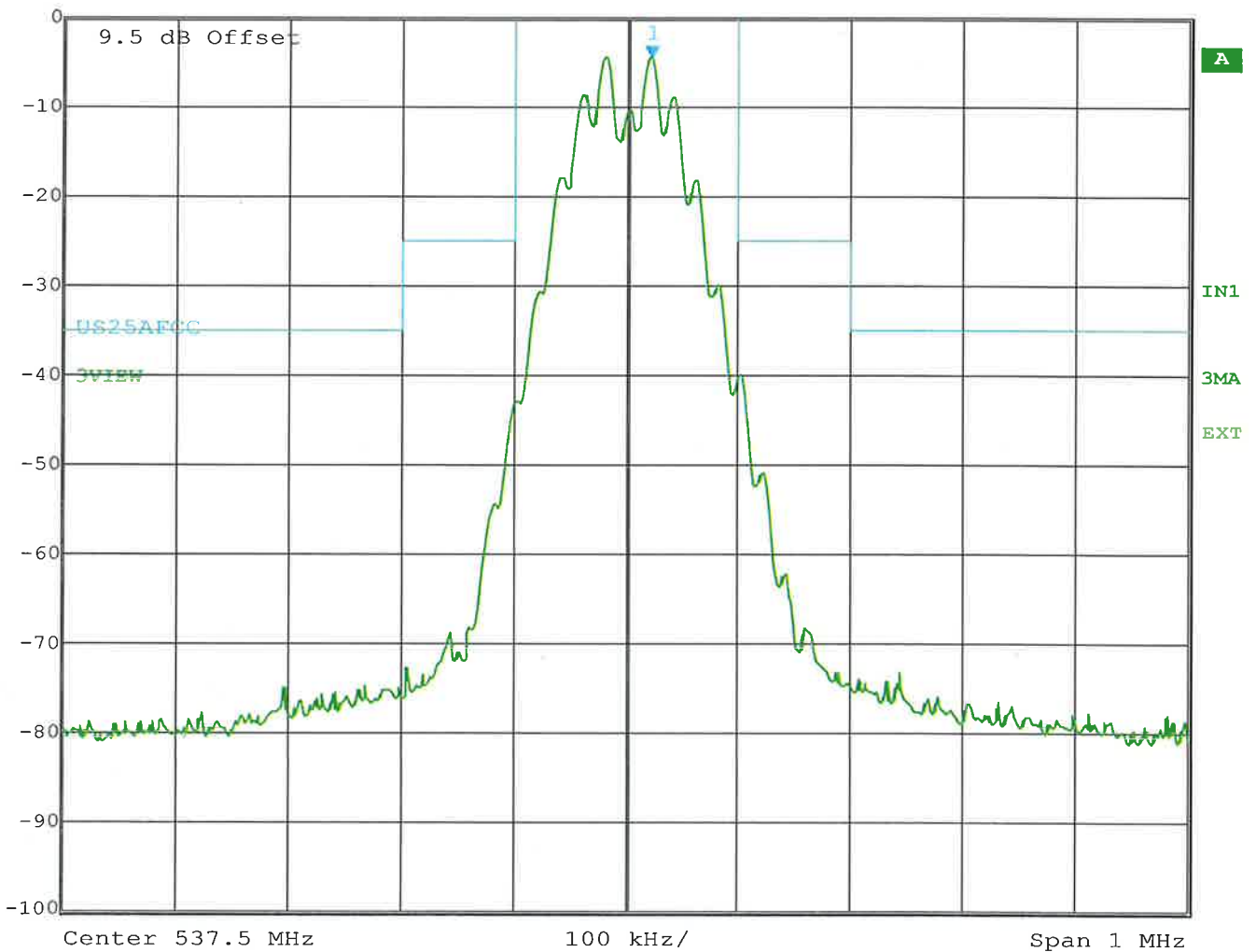
Operating mode:

Frequency: 537,5 MHz

Modulation: acoustic input level equal to the maximum linear input level, audio frequency 20 kHz

DC Voltage: 1,5 V

| | | | | | | | | | | | | | | | |
|--|---------|-------|---------------|-----------|------------------|-----|--------|--------|-------|-----|--------|-----|-------|------|-----|
| | Ref Lvl | 0 dBm | Marker 1 [T3] | -4.57 dBm | 537.52304609 MHz | RBW | 10 kHz | RF Att | 10 dB | VBW | 10 kHz | SWT | 25 ms | Unit | dBm |
|--|---------|-------|---------------|-----------|------------------|-----|--------|--------|-------|-----|--------|-----|-------|------|-----|



Date: 16.SEP.2015 14:09:36

Test Equipment used: NT-207

Emissions Mask

§ 74.261 (e)(6)
(6.3)

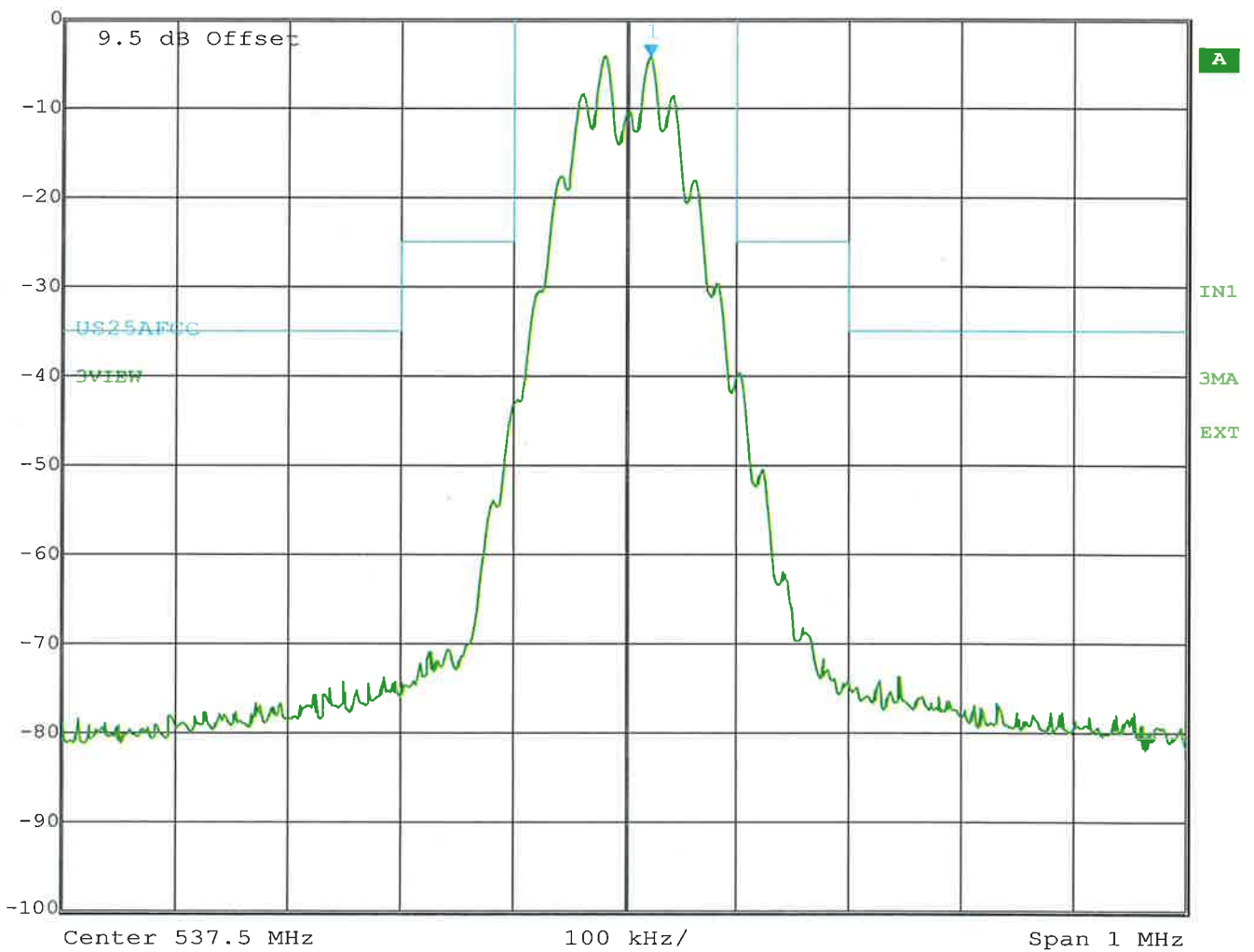
Operating mode:

Frequency: 537,5 MHz

Modulation: acoustic input level equal to the maximum linear input level, audio frequency 20 kHz

DC Voltage: 1 V

| | | | | | |
|---------|------------------|-----|--------|--------|-------|
| | Marker 1 [T3] | RBW | 10 kHz | RF Att | 10 dB |
| Ref Lvl | -4.48 dBm | VBW | 10 kHz | | |
| 0 dBm | 537.52304609 MHz | SWT | 25 ms | Unit | dBm |



Date: 16.SEP.2015 14:09:54

Test Equipment used: NT-207

Emissions Mask

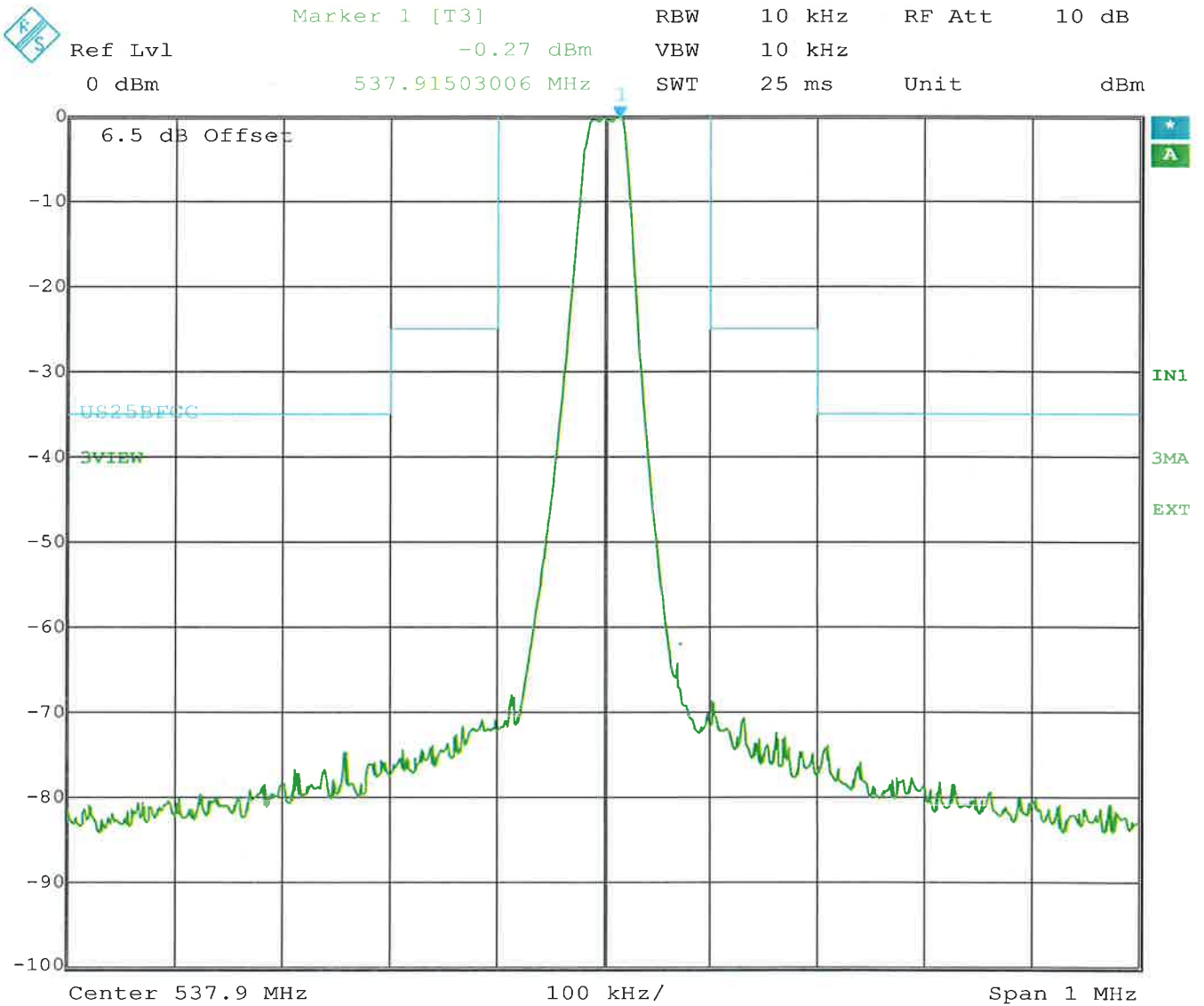
§ 74.261 (e)(6)
(6.3)

Operating mode:

Frequency: 537,9 MHz

Modulation: acoustic input level to achieve half of maximum linear input level, audio frequency 1 kHz

DC Voltage: 1,5 V



Date: 16.SEP.2015 13:42:42

Test Equipment used: NT-207

Emissions Mask

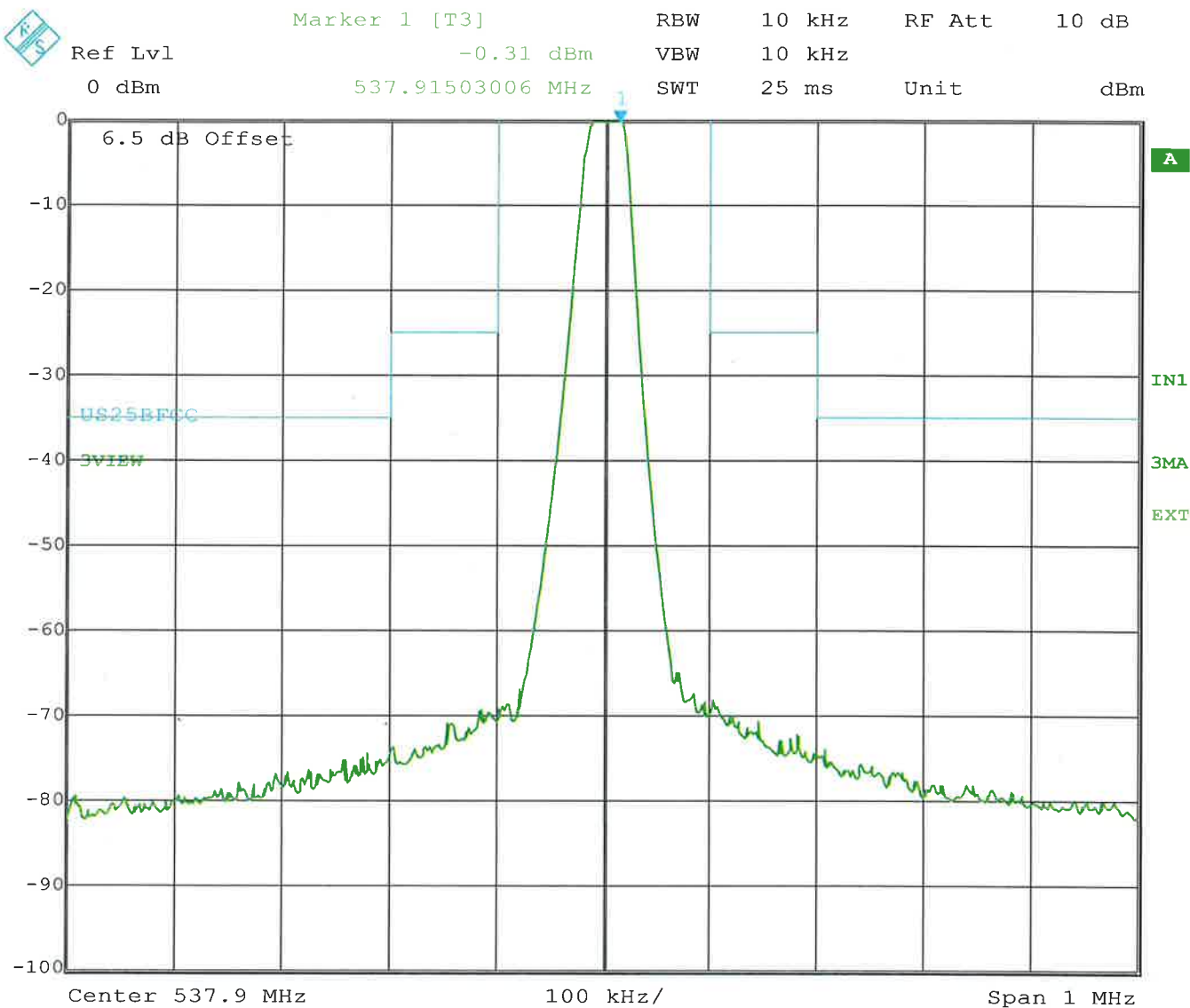
§ 74.261 (e)(6)
(6.3)

Operating mode:

Frequency: 537,9 MHz

Modulation: acoustic input level to achieve half of maximum linear input level, audio frequency 1 kHz

DC Voltage: 1 V



Date: 16.SEP.2015 13:43:09

Test Equipment used: NT-207

Emissions Mask

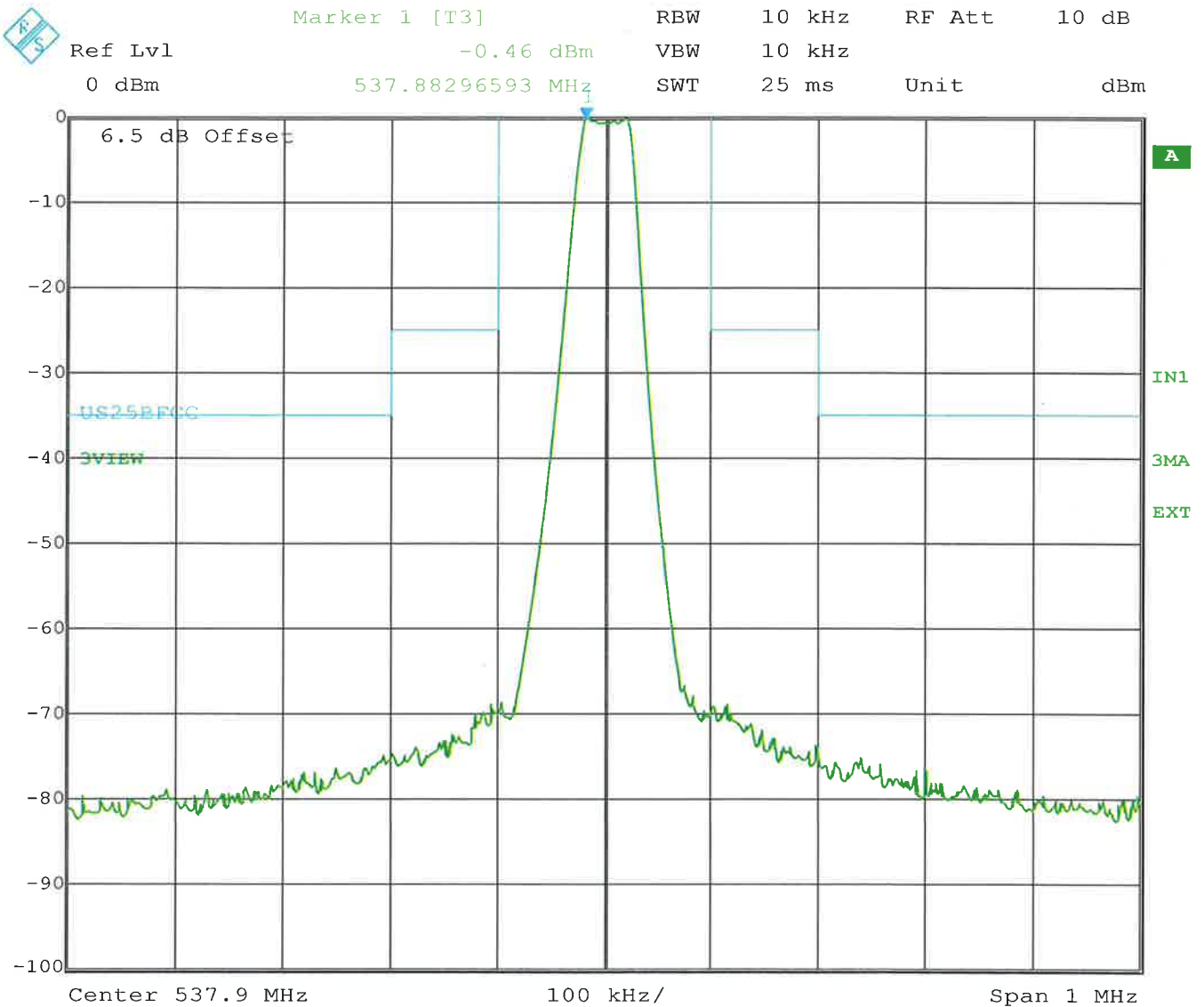
§ 74.261 (e)(6)
(6.3)

Operating mode:

Frequency: 537,9 MHz

Modulation: acoustic input level equal to the maximum linear input level, audio frequency 1 kHz

DC Voltage: 1,5 V



Date: 16.SEP.2015 13:47:41

Test Equipment used: NT-207

Emissions Mask

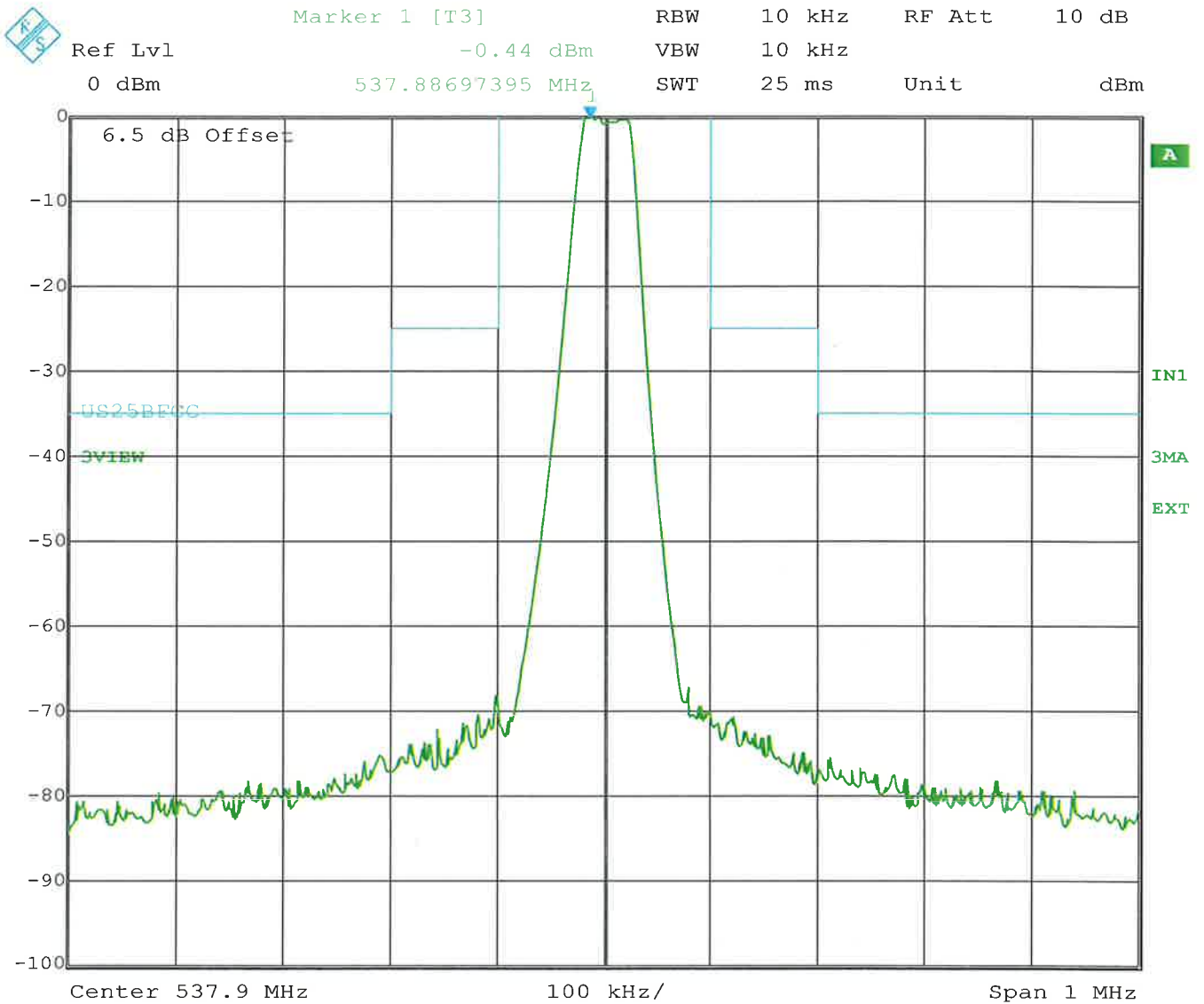
§ 74.261 (e)(6)
(6.3)

Operating mode:

Frequency: 537,9 MHz

Modulation: acoustic input level equal to the maximum linear input level, audio frequency 1 kHz

DC Voltage: 1 V



Date: 16.SEP.2015 13:47:17

Test Equipment used: NT-207

Emissions Mask

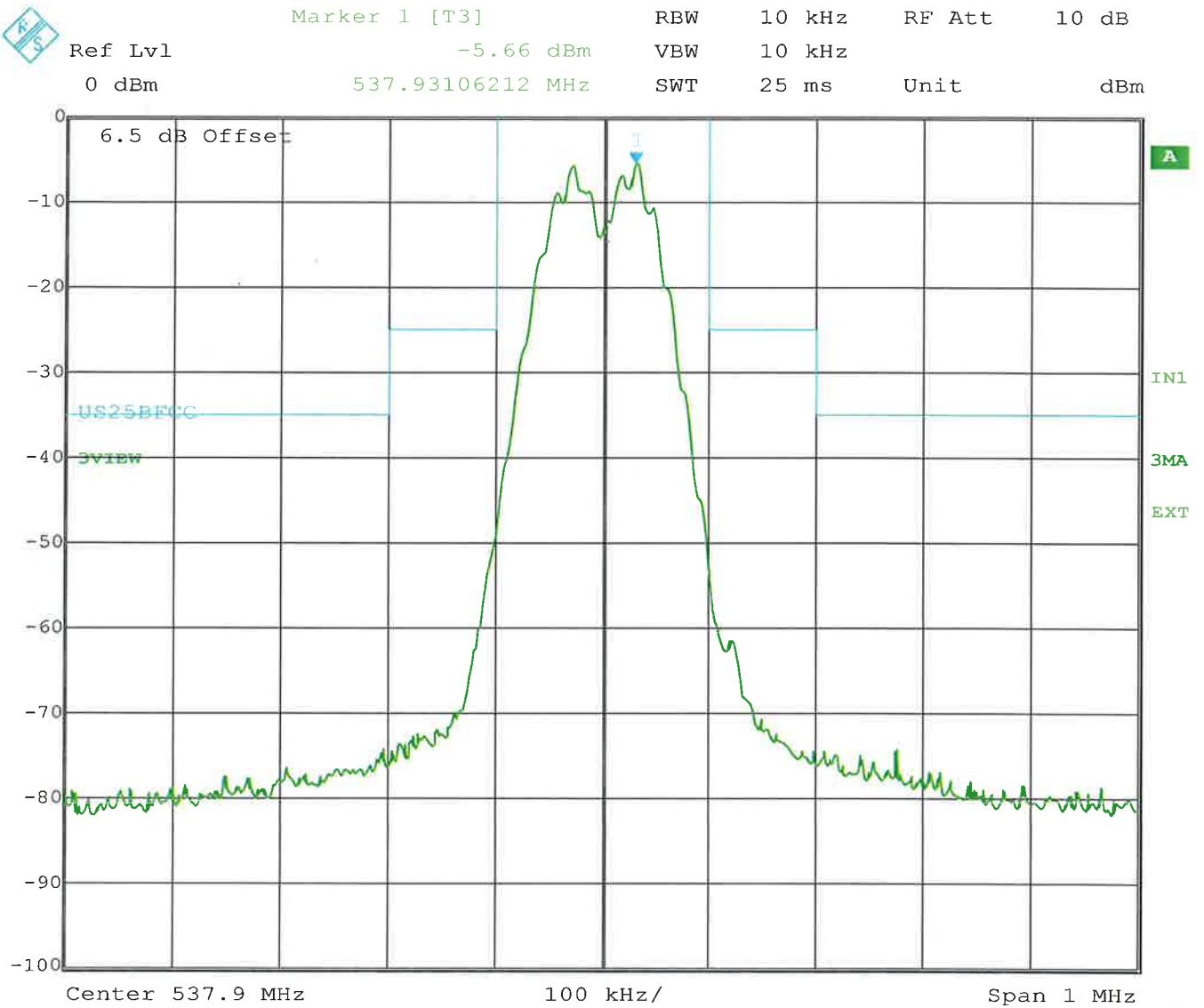
§ 74.261 (e)(6)
(6.3)

Operating mode:

Frequency: 537,9 MHz

Modulation: acoustic input level to achieve half of maximum linear input level, audio frequency 15 kHz

DC Voltage: 1,5 V



Date: 16.SEP.2015 13:44:07

Test Equipment used: NT-207

Emissions Mask

§ 74.261 (e)(6)
(6.3)

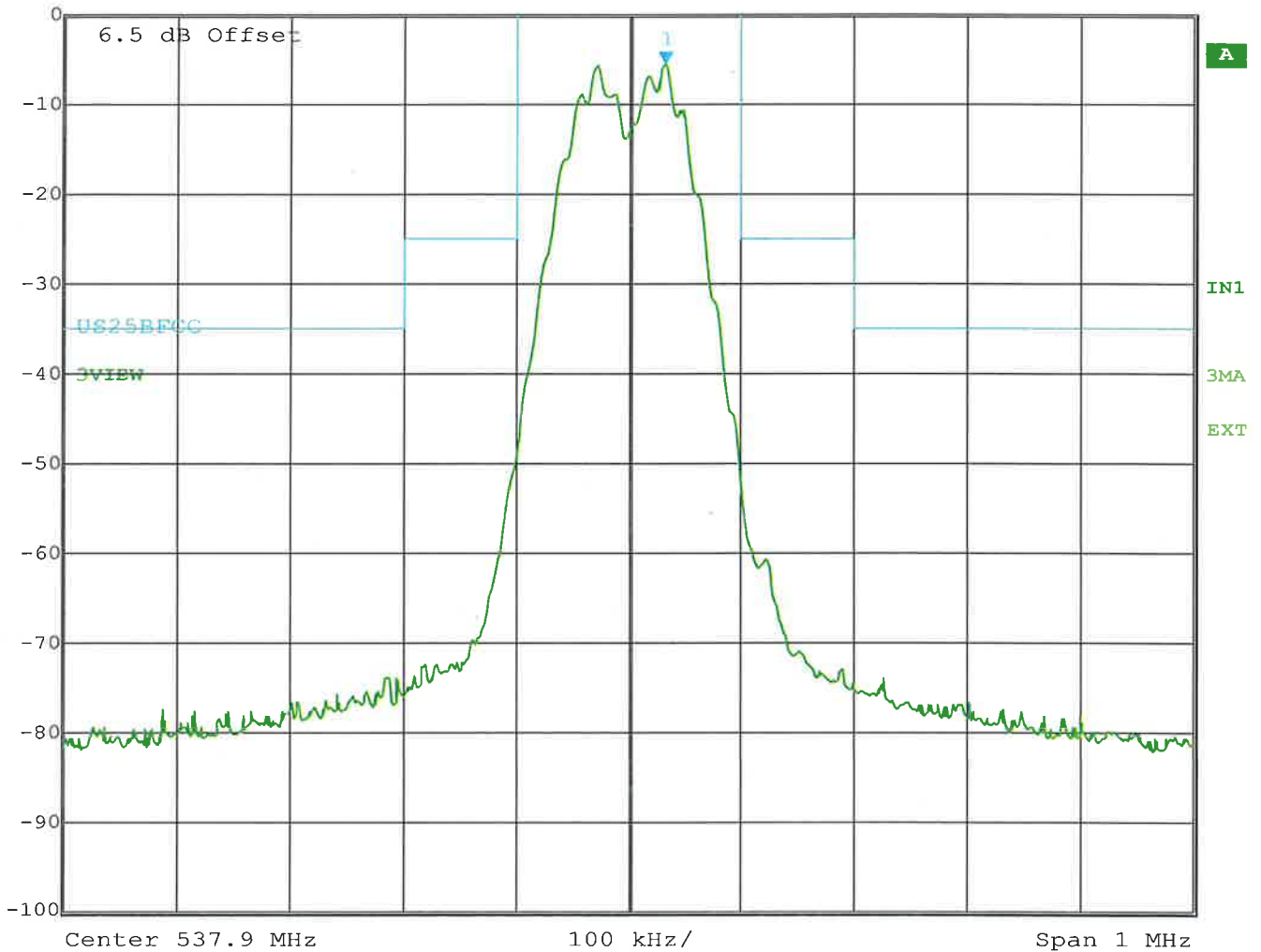
Operating mode:

Frequency: 537,9 MHz

Modulation: acoustic input level to achieve half of maximum linear input level, audio frequency 15 kHz

DC Voltage: 1 V

| | | | | | |
|---------|------------------|-----|--------|--------|-------|
| | Marker 1 [T3] | RBW | 10 kHz | RF Att | 10 dB |
| Ref Lvl | -5.67 dBm | VBW | 10 kHz | | |
| 0 dBm | 537.93306613 MHz | SWT | 25 ms | Unit | dBm |



Date: 16.SEP.2015 13:43:40

Test Equipment used: NT-207

Emissions Mask

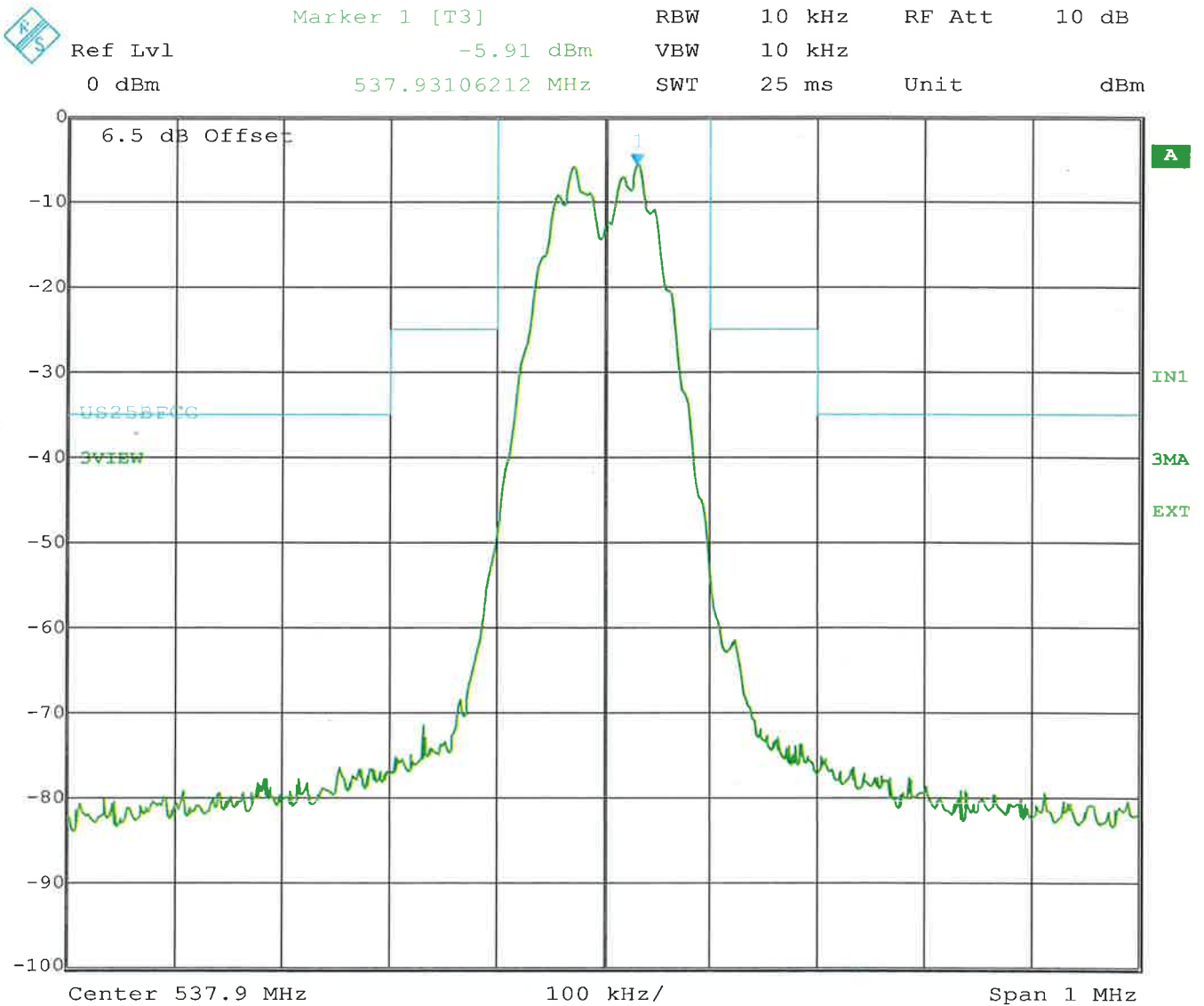
§ 74.261 (e)(6)
(6.3)

Operating mode:

Frequency: 537,9 MHz

Modulation: acoustic input level equal to the maximum linear input level, audio frequency 15 kHz

DC Voltage: 1,5 V



Date: 16.SEP.2015 13:46:23

Test Equipment used: NT-207

Emissions Mask

§ 74.261 (e)(6)
(6.3)

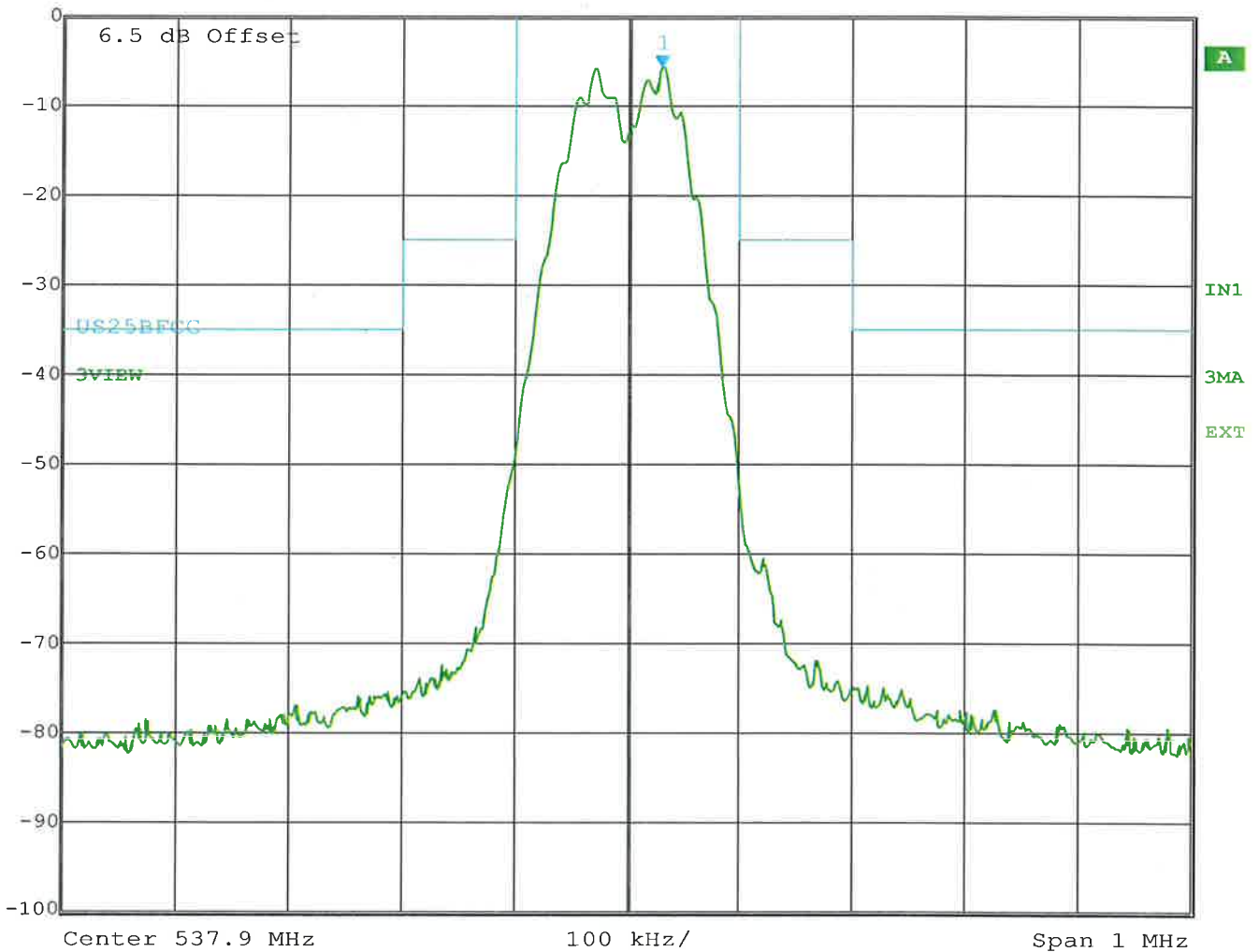
Operating mode:

Frequency: 537,9 MHz

Modulation: acoustic input level equal to the maximum linear input level, audio frequency 15 kHz

DC Voltage: 1 V

| | | | | | | | | | | | | | | | |
|--|---------|-------|---------------|-----------|------------------|-----|--------|--------|-------|-----|--------|-----|-------|------|-----|
| | Ref Lvl | 0 dBm | Marker 1 [T3] | -5.75 dBm | 537.93106212 MHz | RBW | 10 kHz | RF Att | 10 dB | VBW | 10 kHz | SWT | 25 ms | Unit | dBm |
|--|---------|-------|---------------|-----------|------------------|-----|--------|--------|-------|-----|--------|-----|-------|------|-----|



Date: 16.SEP.2015 13:46:55

Test Equipment used: NT-207

Emissions Mask

§ 74.261 (e)(6)
(6.3)

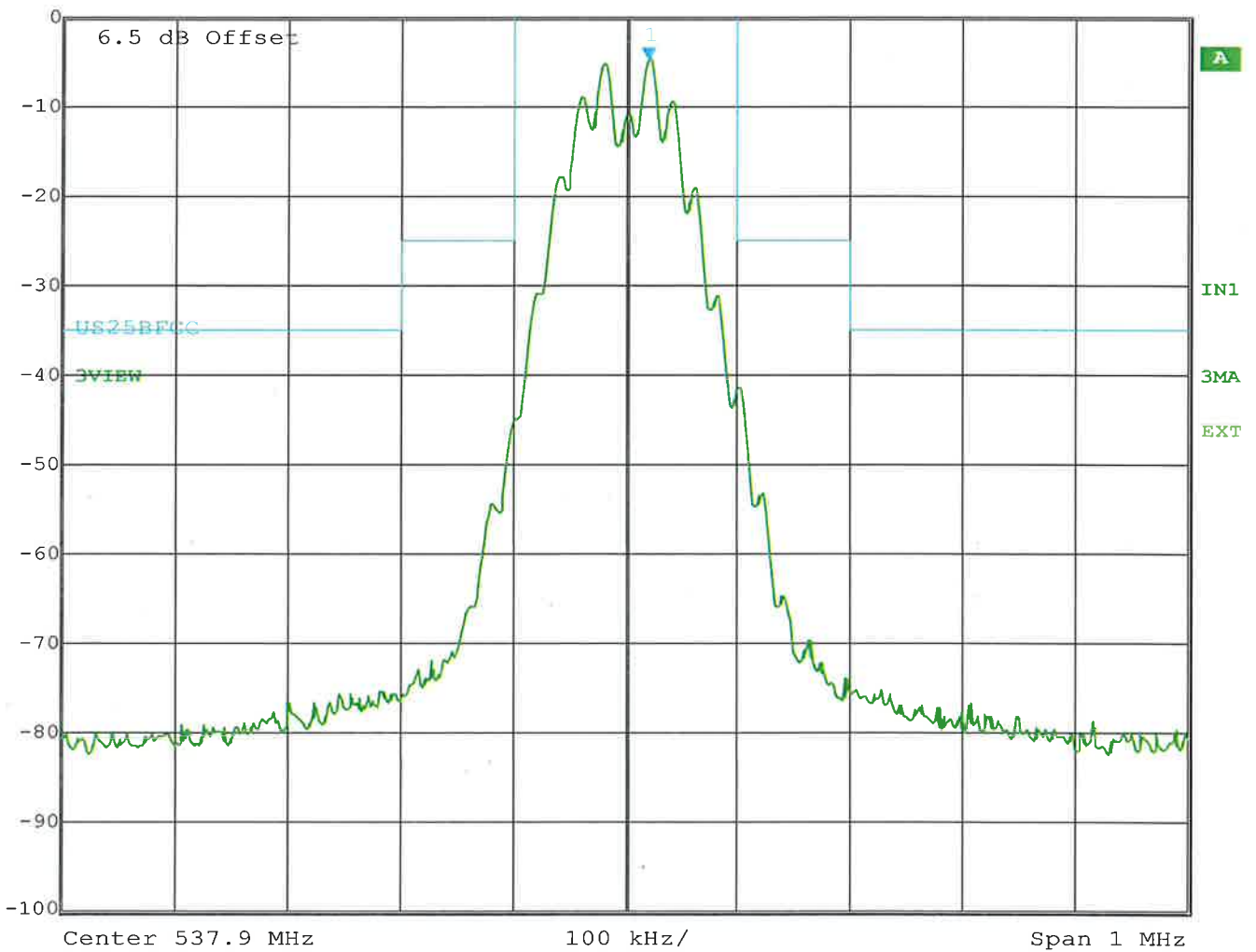
Operating mode:

Frequency: 537,9 MHz

Modulation: acoustic input level to achieve half of maximum linear input level, audio frequency 20 kHz

DC Voltage: 1,5 V

| | | | | | |
|---------|------------------|-----|--------|--------|-------|
| | Marker 1 [T3] | RBW | 10 kHz | RF Att | 10 dB |
| Ref Lvl | -4.92 dBm | VBW | 10 kHz | | |
| 0 dBm | 537.92104208 MHz | SWT | 25 ms | Unit | dBm |



Date: 16.SEP.2015 13:44:29

Test Equipment used: NT-207

Emissions Mask

§ 74.261 (e)(6)
(6.3)

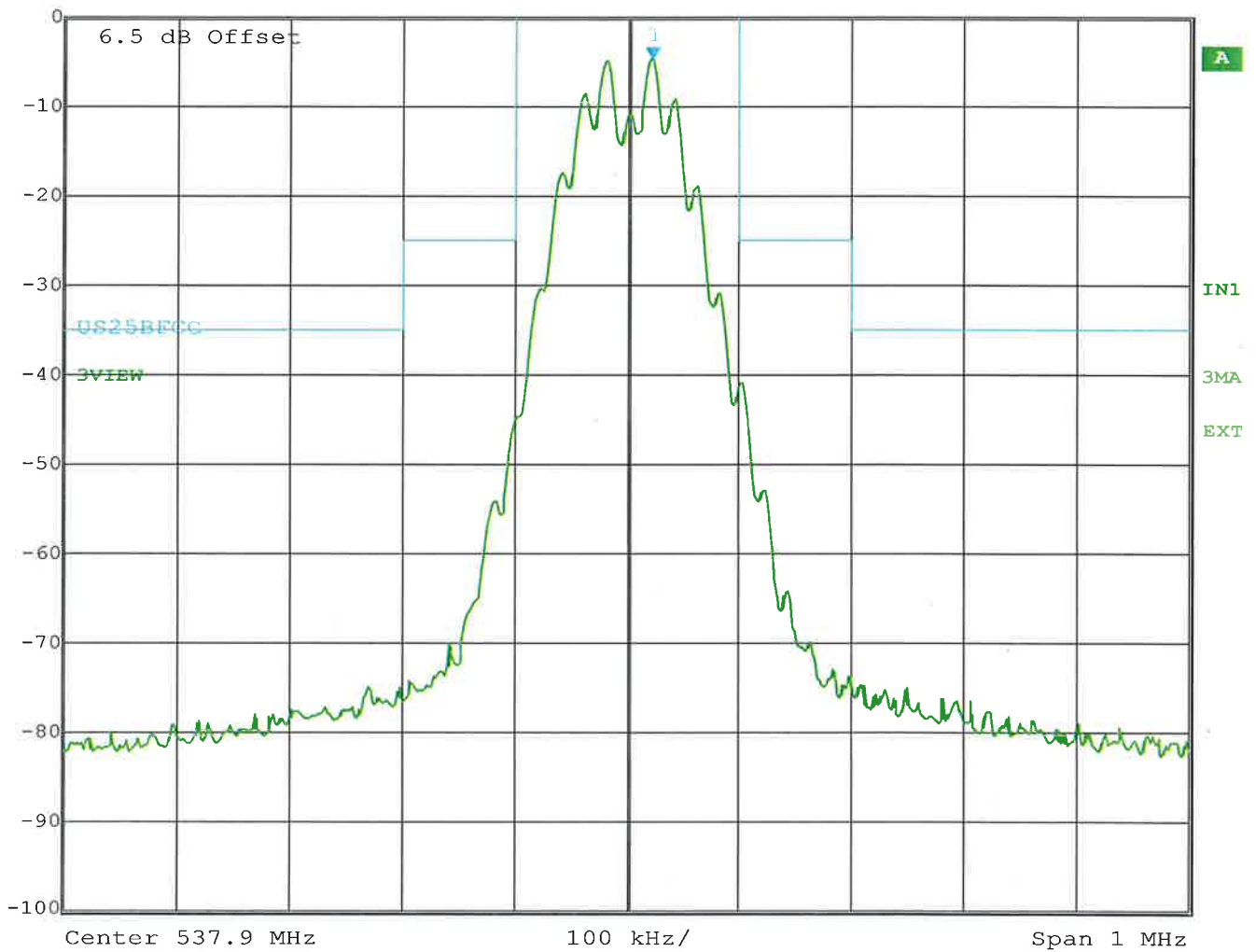
Operating mode:

Frequency: 537,9 MHz

Modulation: acoustic input level to achieve half of maximum linear input level, audio frequency 20 kHz

DC Voltage: 1 V

| | | | | | |
|---------|------------------|-----|--------|--------|-------|
| | Marker 1 [T3] | RBW | 10 kHz | RF Att | 10 dB |
| Ref Lvl | -4.78 dBm | VBW | 10 kHz | | |
| 0 dBm | 537.92304609 MHz | SWT | 25 ms | Unit | dBm |



Date: 16.SEP.2015 13:44:59

Test Equipment used: NT-207

Emissions Mask

§ 74.261 (e)(6)
(6.3)

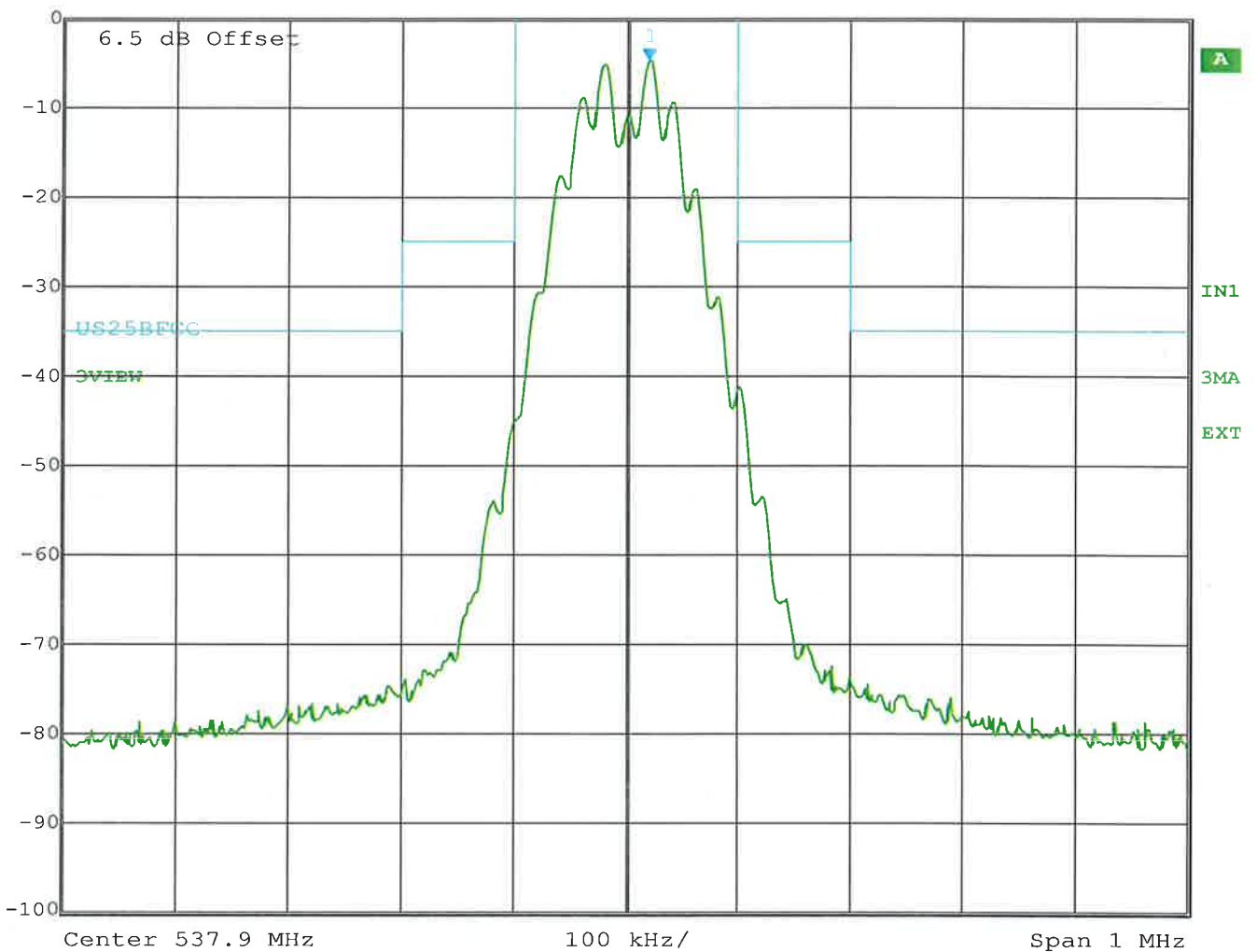
Operating mode:

Frequency: 537,9 MHz

Modulation: acoustic input level equal to the maximum linear input level, audio frequency 20 kHz

DC Voltage: 1,5 V

| | | | | | |
|---------|------------------|-----|--------|--------|-------|
| | Marker 1 [T3] | RBW | 10 kHz | RF Att | 10 dB |
| Ref Lvl | -4.80 dBm | VBW | 10 kHz | | |
| 0 dBm | 537.92104208 MHz | SWT | 25 ms | Unit | dBm |



Date: 16.SEP.2015 13:45:56

Test Equipment used: NT-207

Emissions Mask

§ 74.261 (e)(6)
(6.3)

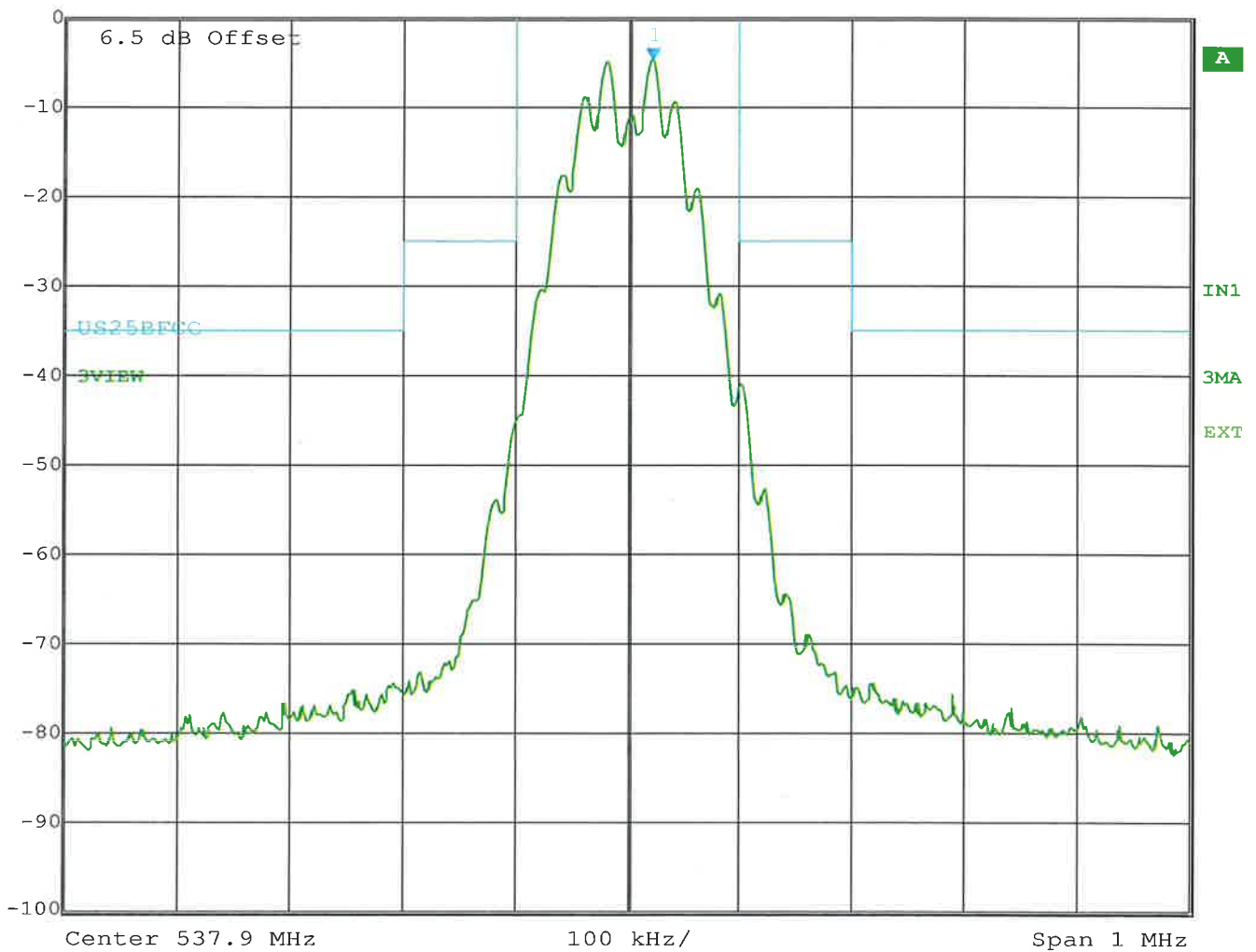
Operating mode:

Frequency: 537,9 MHz

Modulation: acoustic input level equal to the maximum linear input level, audio frequency 20 kHz

DC Voltage: 1 V

| | | | | | |
|---------|------------------|-----|--------|--------|-------|
| | Marker 1 [T3] | RBW | 10 kHz | RF Att | 10 dB |
| Ref Lvl | -4.86 dBm | VBW | 10 kHz | | |
| 0 dBm | 537.92304609 MHz | SWT | 25 ms | Unit | dBm |



Date: 16.SEP.2015 13:45:25

Test Equipment used: NT-207

Emissions Mask

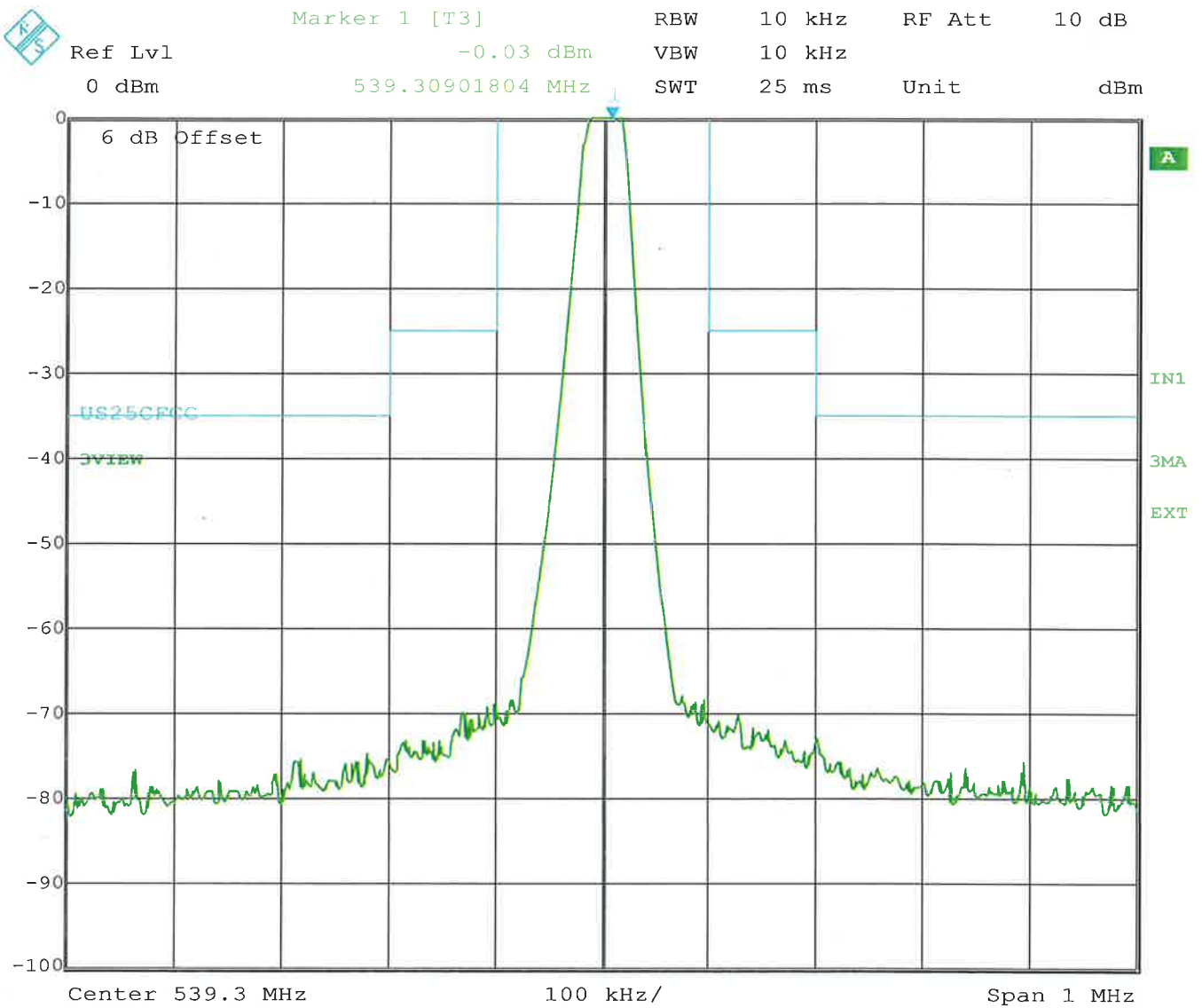
§ 74.261 (e)(6)
(6.3)

Operating mode:

Frequency: 539,3 MHz

Modulation: acoustic input level to achieve half of maximum linear input level, audio frequency 1 kHz

DC Voltage: 1,5 V



Date: 16.SEP.2015 13:31:13

Test Equipment used: NT-207

Emissions Mask

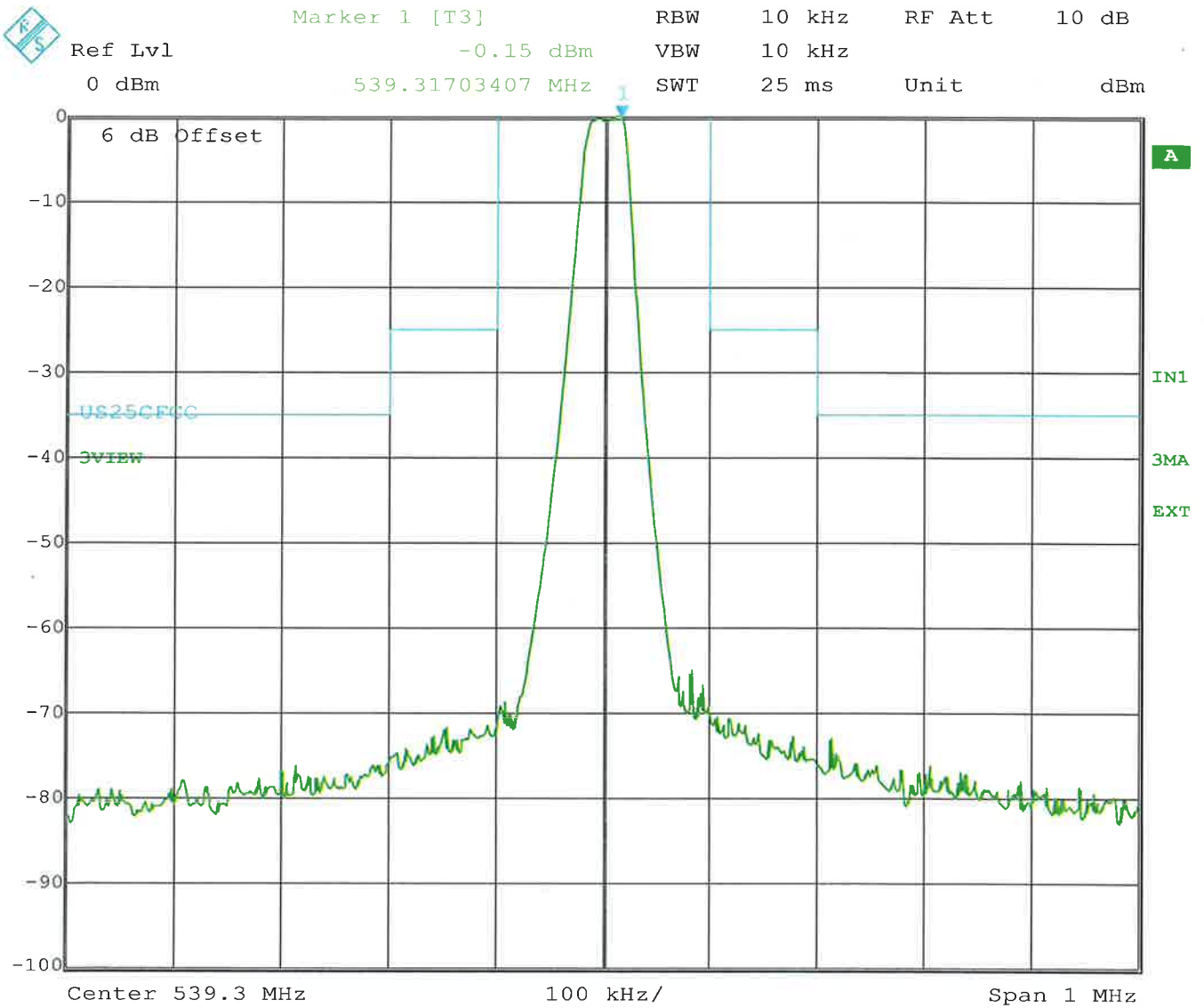
§ 74.261 (e)(6)
(6.3)

Operating mode:

Frequency: 539,3 MHz

Modulation: acoustic input level to achieve half of maximum linear input level, audio frequency 1 kHz

DC Voltage: 1 V



Date: 16.SEP.2015 13:31:41

Test Equipment used: NT-207

Emissions Mask

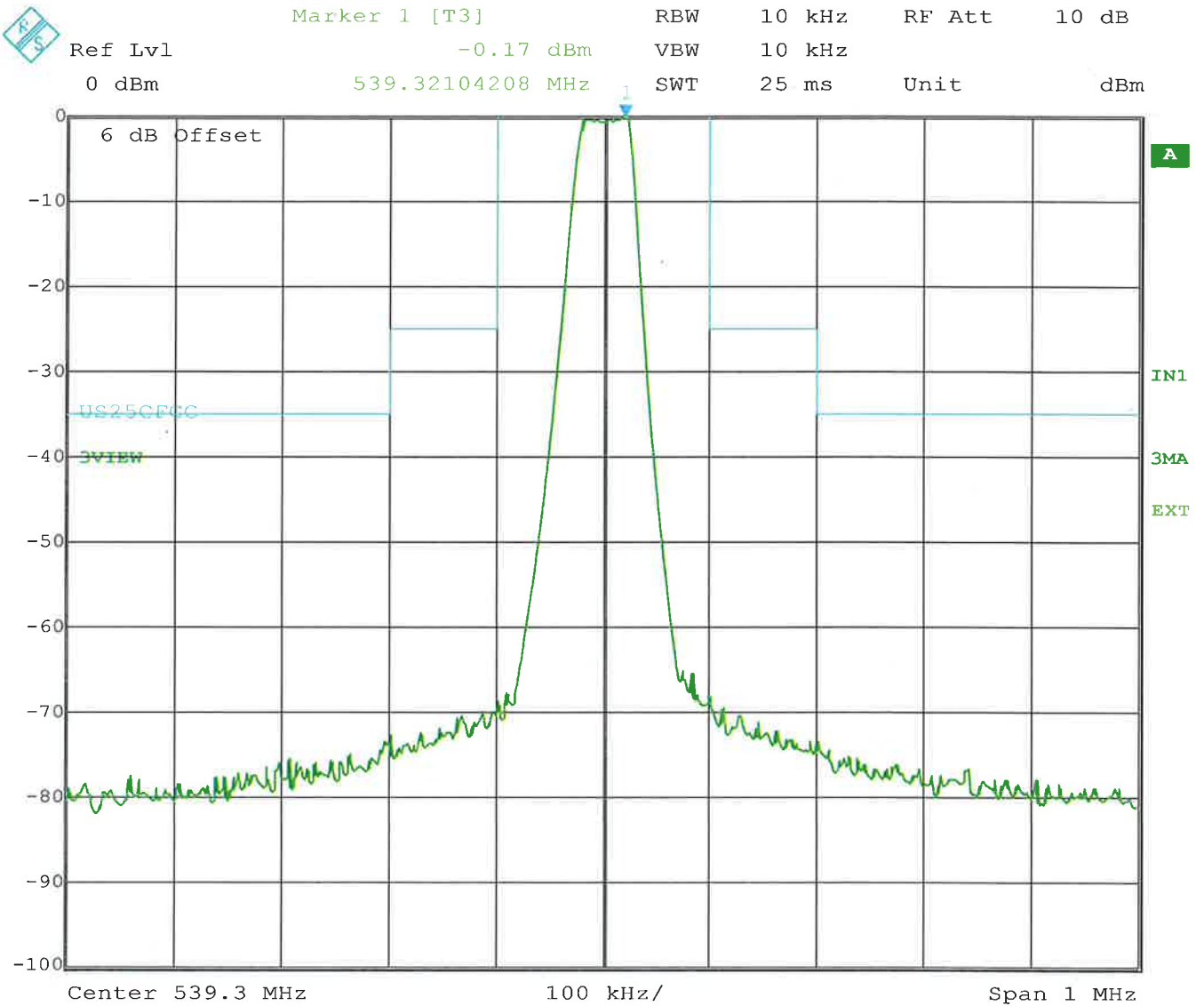
§ 74.261 (e)(6)
(6.3)

Operating mode:

Frequency: 539,3 MHz

Modulation: acoustic input level equal to the maximum linear input level, audio frequency 1 kHz

DC Voltage: 1,5 V



Date: 16.SEP.2015 13:35:56

Test Equipment used: NT-207

Emissions Mask

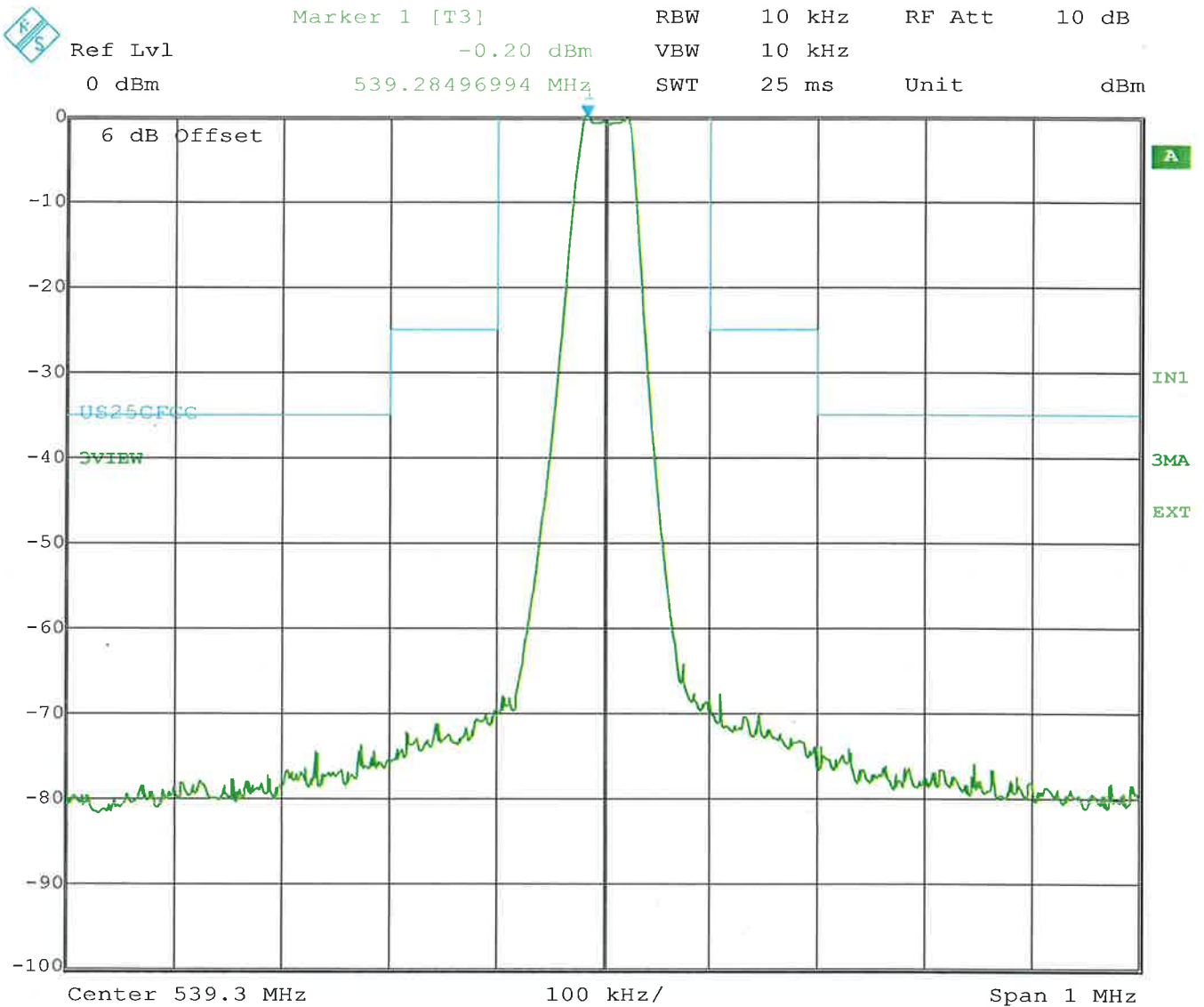
§ 74.261 (e)(6)
(6.3)

Operating mode:

Frequency: 539,3 MHz

Modulation: acoustic input level equal to the maximum linear input level, audio frequency 1 kHz

DC Voltage: 1 V



Date: 16.SEP.2015 13:35:34

Test Equipment used: NT-207

Emissions Mask

§ 74.261 (e)(6)
(6.3)

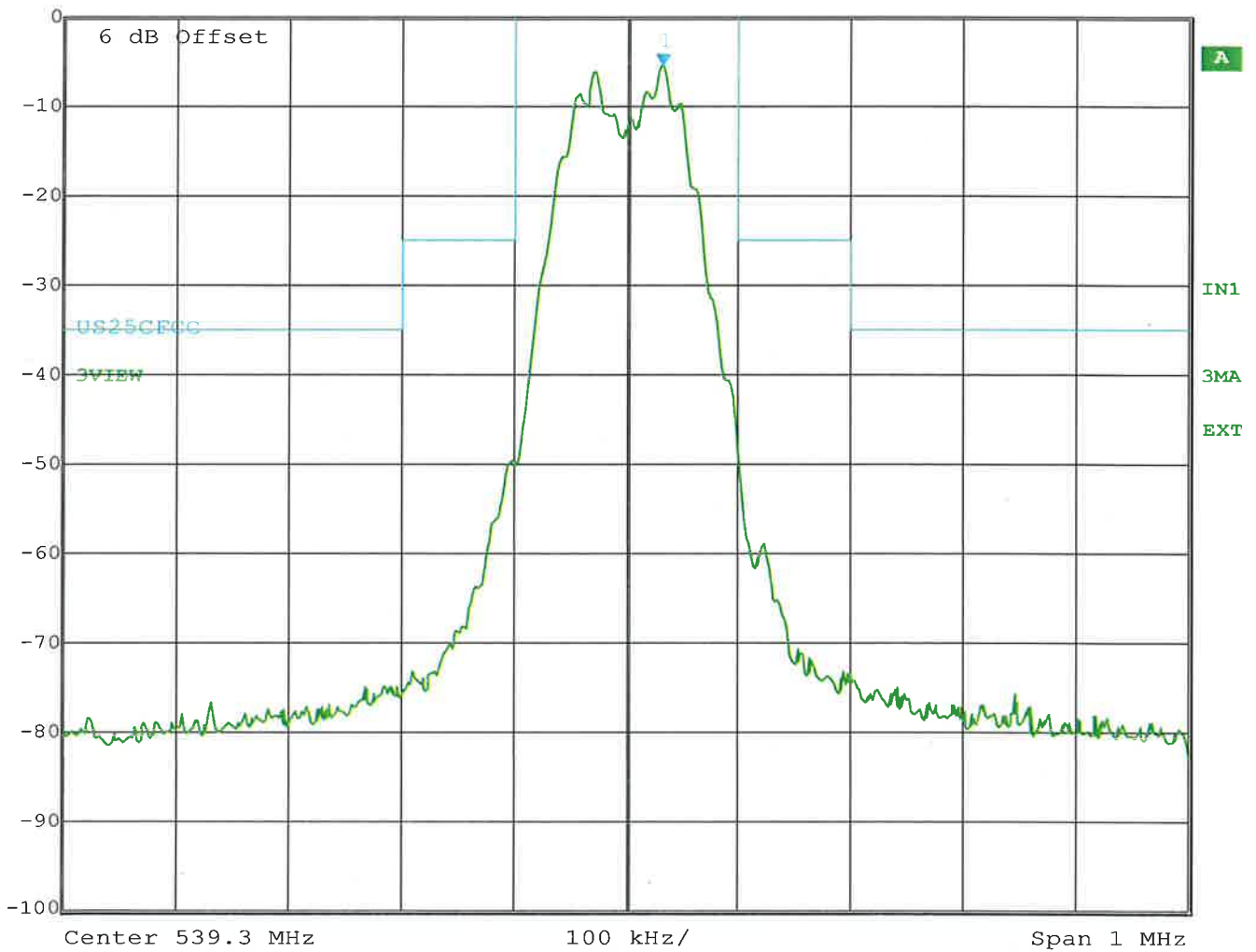
Operating mode:

Frequency: 539,3 MHz

Modulation: acoustic input level to achieve half of maximum linear input level, audio frequency 15 kHz

DC Voltage: 1,5 V

| | | | | | |
|---------|------------------|-----|--------|--------|-------|
| | Marker 1 [T3] | RBW | 10 kHz | RF Att | 10 dB |
| Ref Lvl | -5.64 dBm | VBW | 10 kHz | | |
| 0 dBm | 539.33306613 MHz | SWT | 25 ms | Unit | dBm |



Date: 16.SEP.2015 13:32:29

Test Equipment used: NT-207

Emissions Mask

§ 74.261 (e)(6)
(6.3)

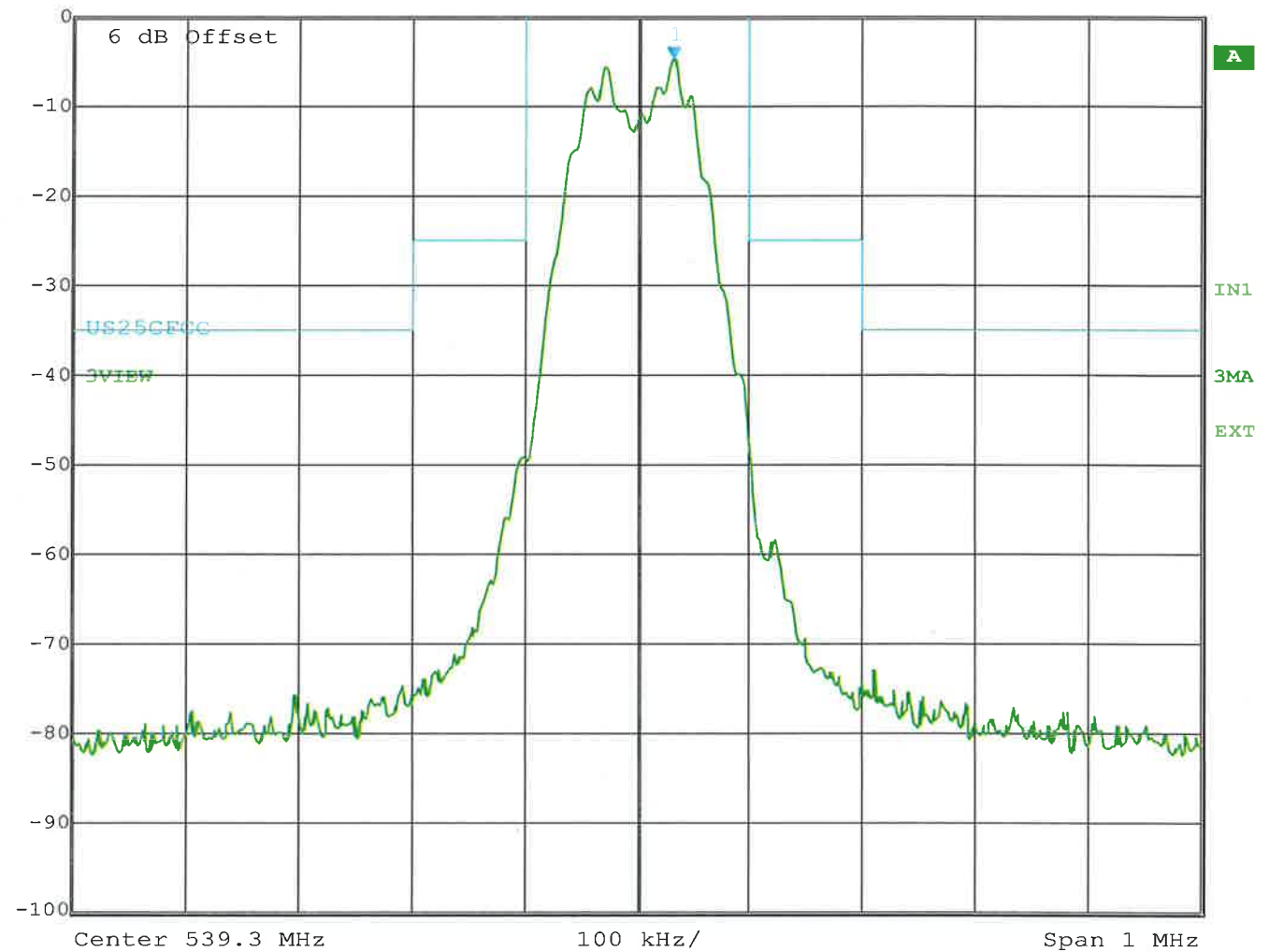
Operating mode:

Frequency: 539,3 MHz

Modulation: acoustic input level to achieve half of maximum linear input level, audio frequency 15 kHz

DC Voltage: 1 V

| | | | | | |
|---------|------------------|-----|--------|--------|-------|
| | Marker 1 [T3] | RBW | 10 kHz | RF Att | 10 dB |
| Ref Lvl | -4.98 dBm | VBW | 10 kHz | | |
| 0 dBm | 539.33306613 MHz | SWT | 25 ms | Unit | dBm |



Date: 16.SEP.2015 13:32:04

Test Equipment used: NT-207

Emissions Mask

§ 74.261 (e)(6)
(6.3)

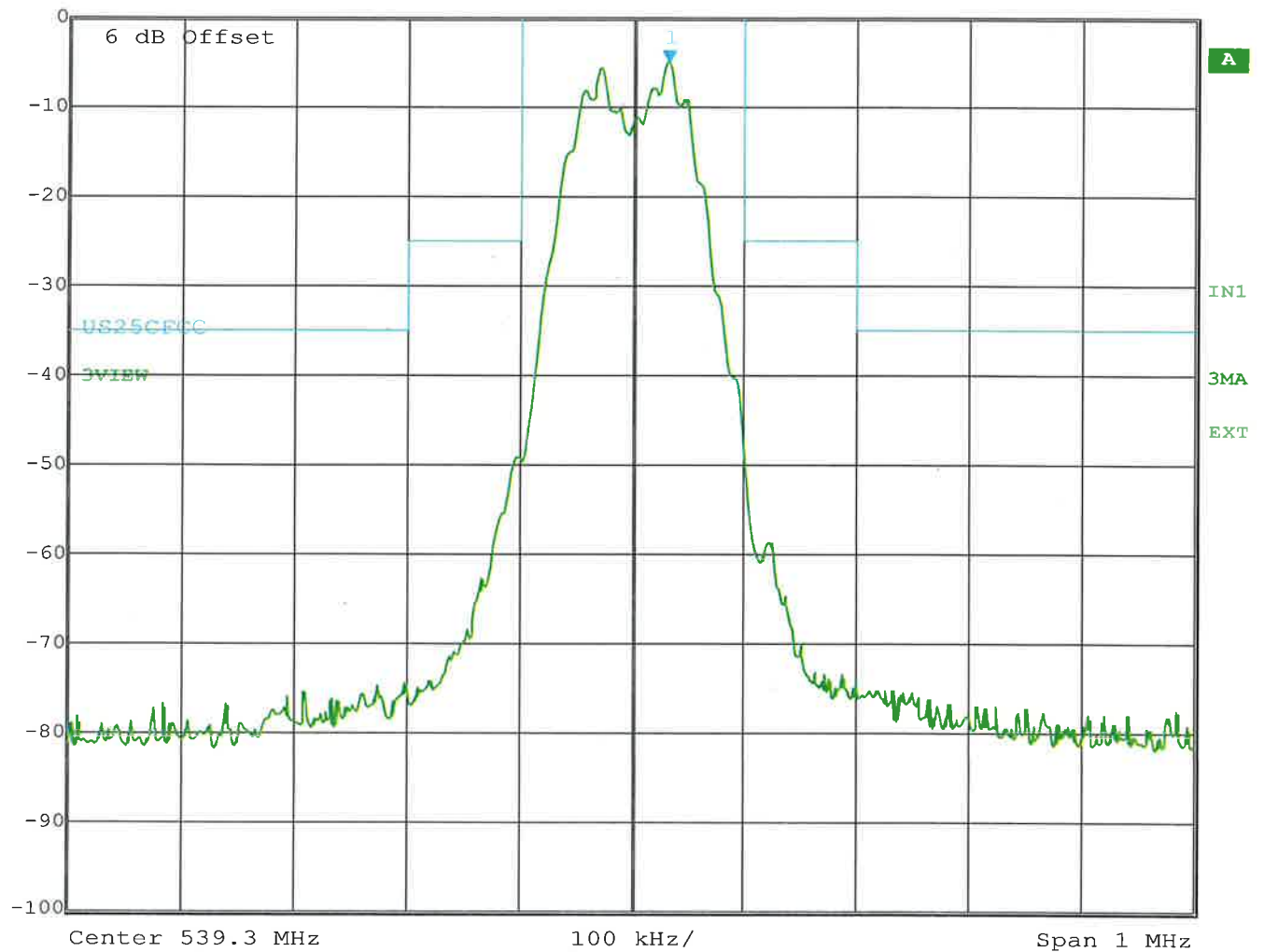
Operating mode:

Frequency: 539,3 MHz

Modulation: acoustic input level equal to the maximum linear input level, audio frequency 15 kHz

DC Voltage: 1,5 V

| | | | | | |
|---------|------------------|-----|--------|--------|-------|
| | Marker 1 [T3] | RBW | 10 kHz | RF Att | 10 dB |
| Ref Lvl | -5.01 dBm | VBW | 10 kHz | | |
| 0 dBm | 539.33306613 MHz | SWT | 25 ms | Unit | dBm |



Date: 16.SEP.2015 13:34:46

Test Equipment used: NT-207

Emissions Mask

§ 74.261 (e)(6)
(6.3)

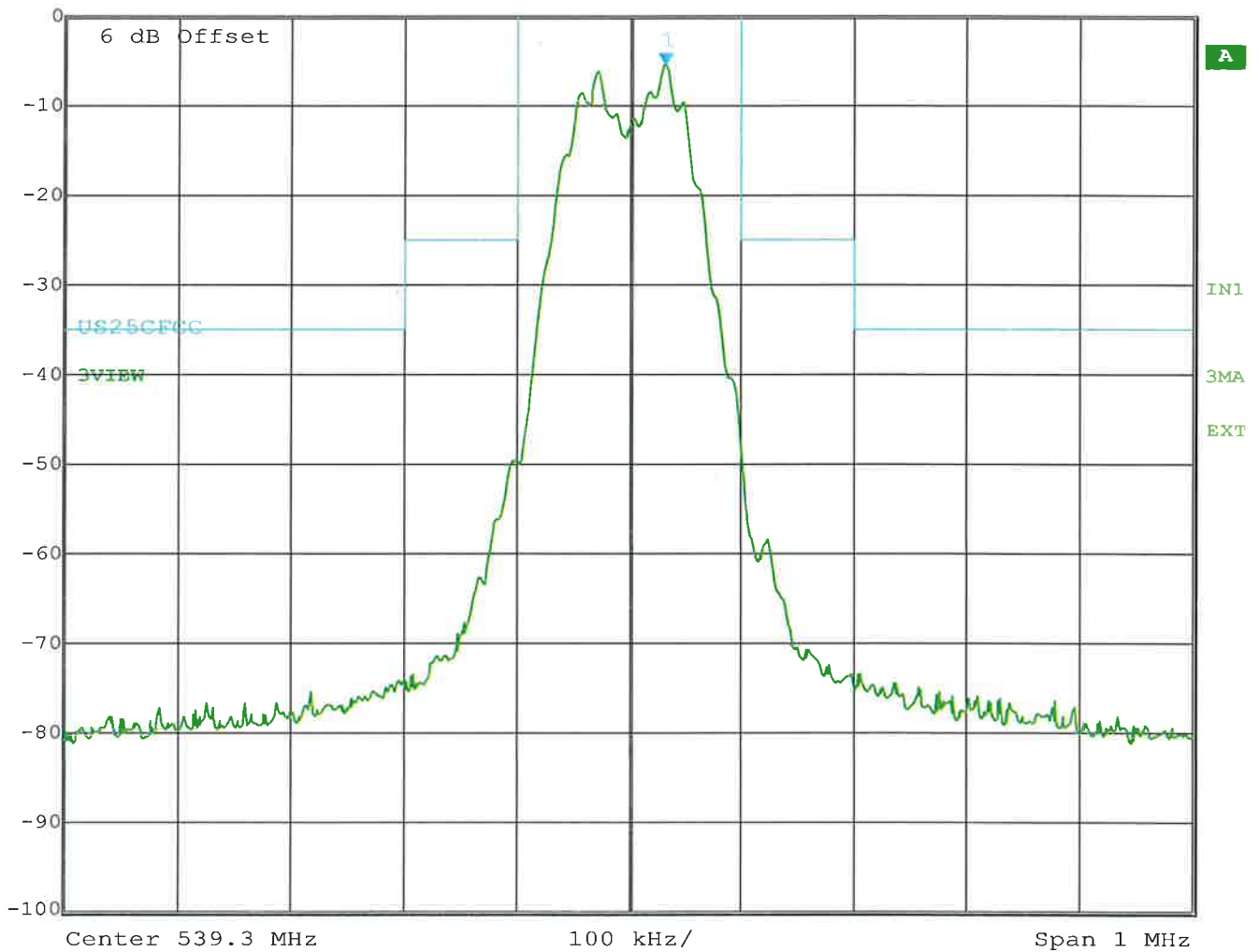
Operating mode:

Frequency: 539,3 MHz

Modulation: acoustic input level equal to the maximum linear input level, audio frequency 15 kHz

DC Voltage: 1 V

| | | | | | |
|---------|------------------|-----|--------|--------|-------|
| | Marker 1 [T3] | RBW | 10 kHz | RF Att | 10 dB |
| Ref Lvl | -5.62 dBm | VBW | 10 kHz | | |
| 0 dBm | 539.33306613 MHz | SWT | 25 ms | Unit | dBm |



Date: 16.SEP.2015 13:35:13

Test Equipment used: NT-207

Emissions Mask

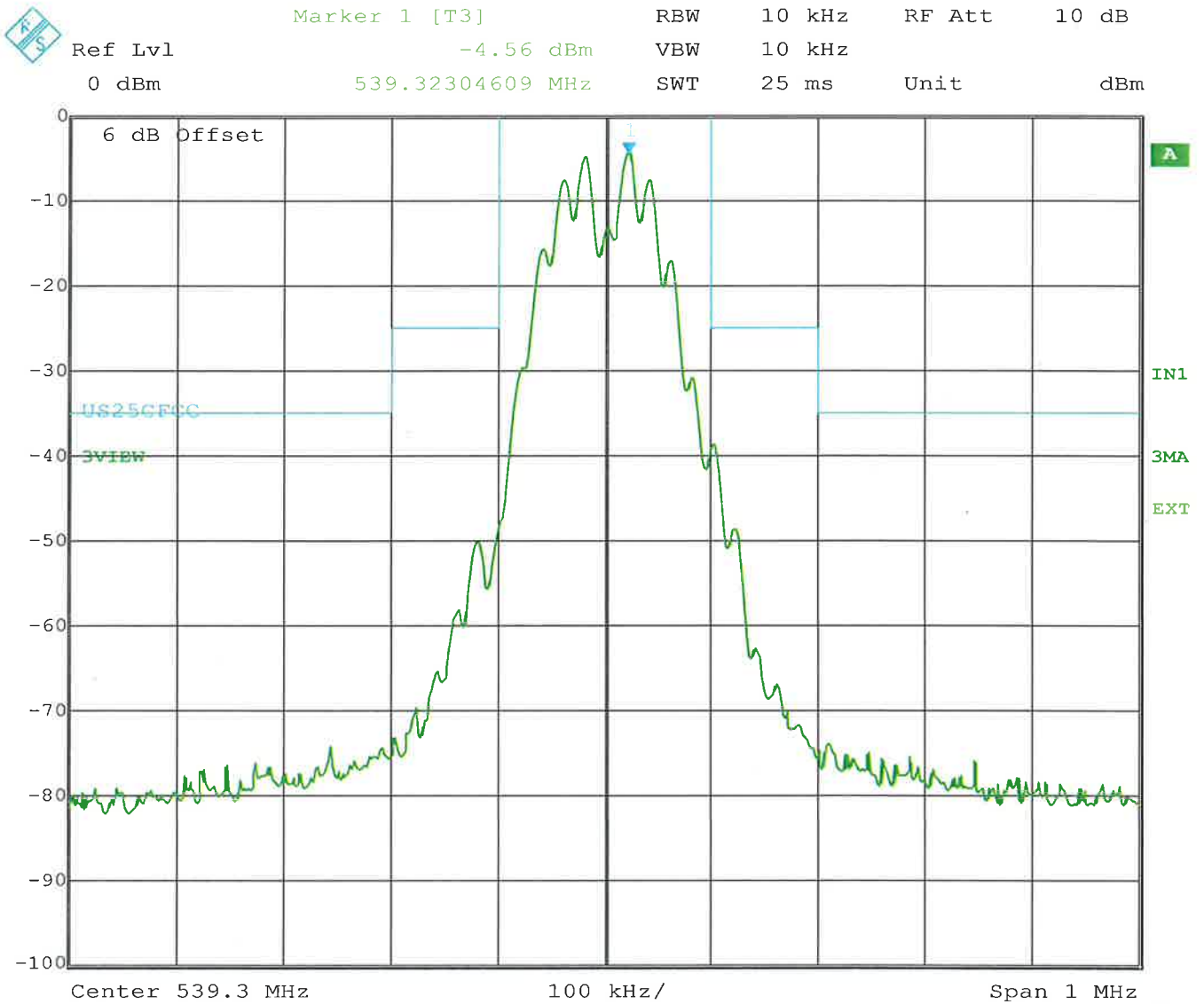
§ 74.261 (e)(6)
(6.3)

Operating mode:

Frequency: 539,3 MHz

Modulation: acoustic input level to achieve half of maximum linear input level, audio frequency 20 kHz

DC Voltage: 1,5 V



Date: 16.SEP.2015 13:33:05

Test Equipment used: NT-207

Emissions Mask

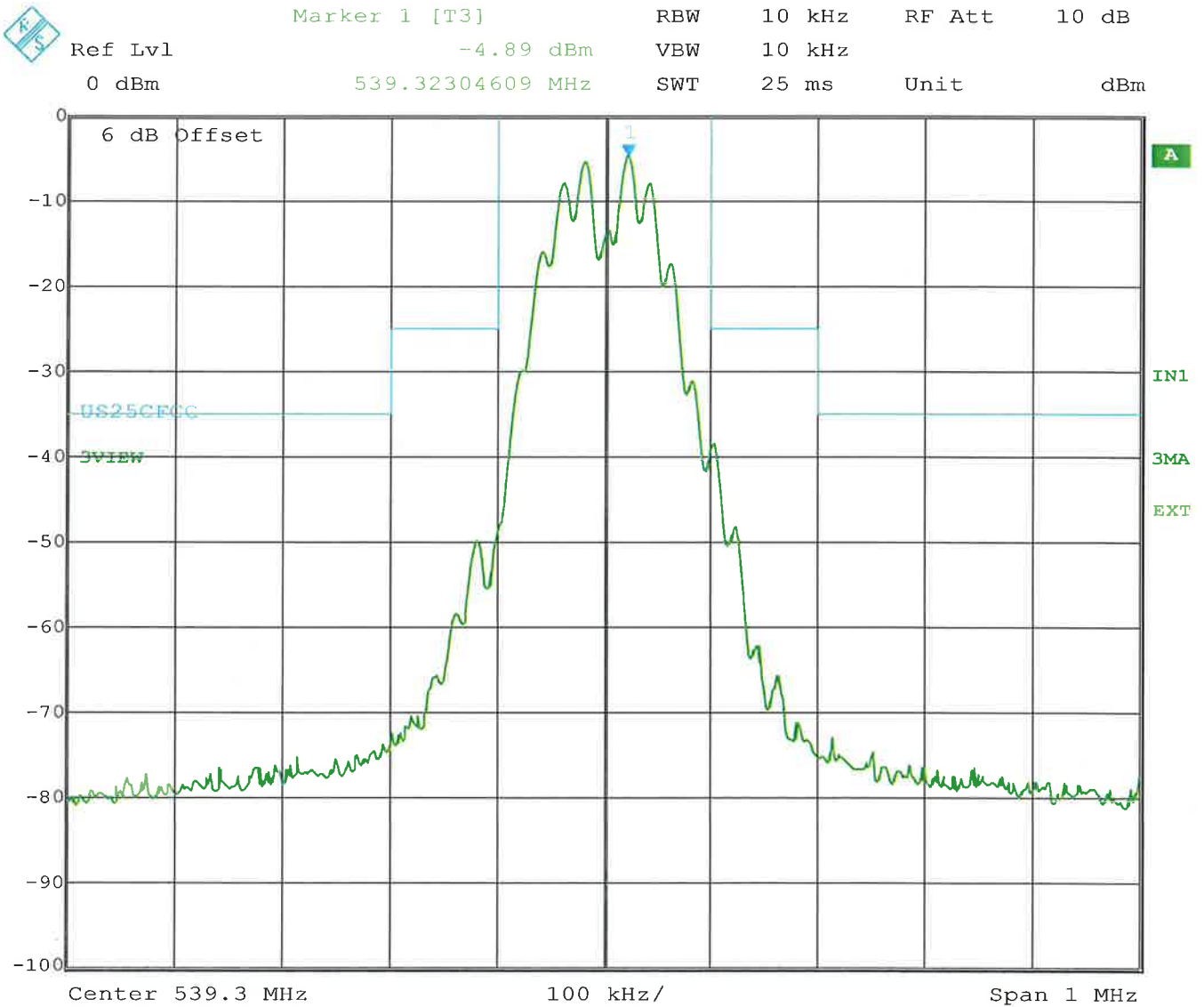
§ 74.261 (e)(6)
(6.3)

Operating mode:

Frequency: 539,3 MHz

Modulation: acoustic input level to achieve half of maximum linear input level, audio frequency 20 kHz

DC Voltage: 1 V



Date: 16.SEP.2015 13:33:31

Test Equipment used: NT-207

Emissions Mask

§ 74.261 (e)(6)
(6.3)

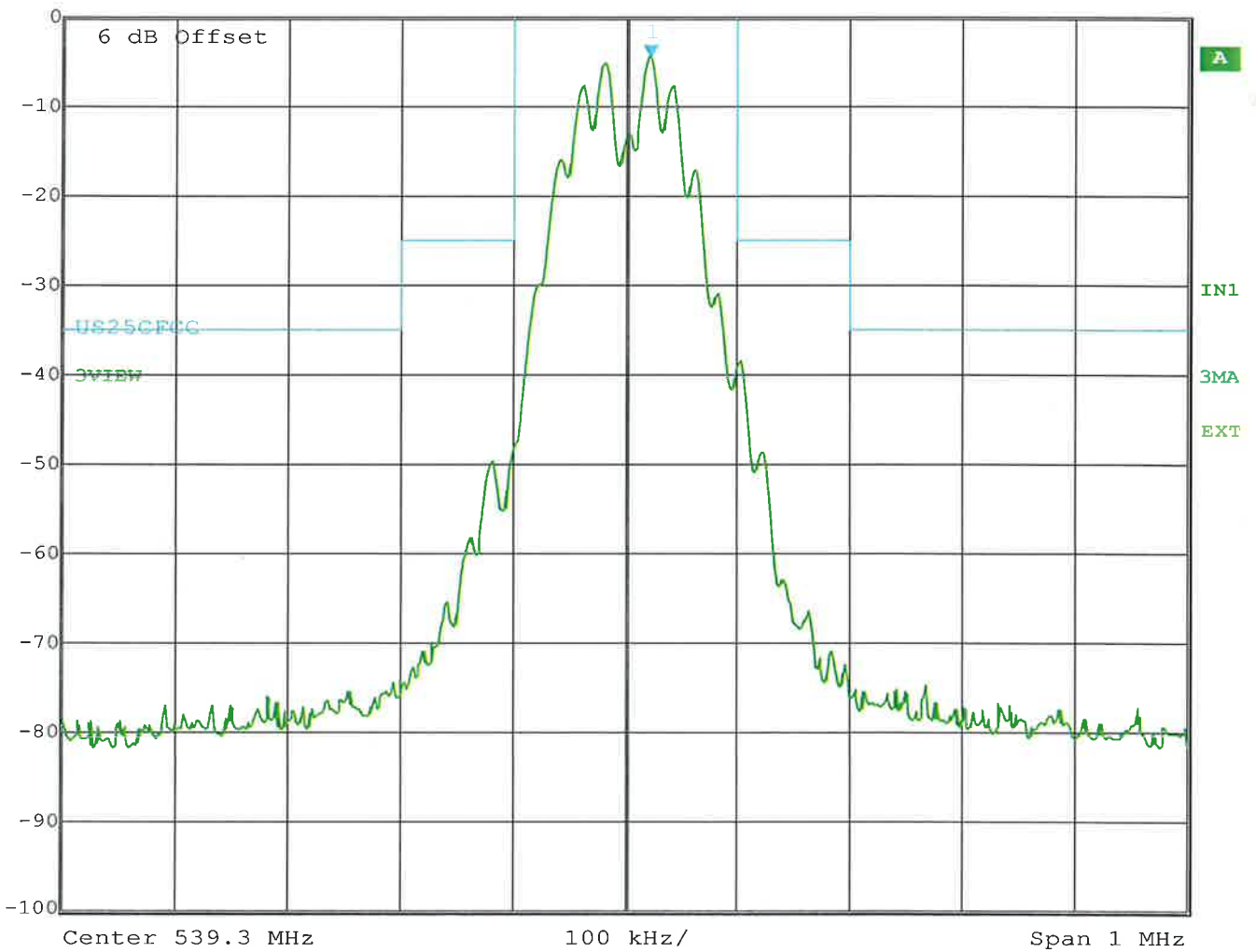
Operating mode:

Frequency: 539,3 MHz

Modulation: acoustic input level equal to the maximum linear input level, audio frequency 20 kHz

DC Voltage: 1,5 V

| | | | | | | | | |
|--|---------|-------|------------------|-----------|-----|--------|--------|-------|
| | Ref Lvl | 0 dBm | Marker 1 [T3] | -4.57 dBm | RBW | 10 kHz | RF Att | 10 dB |
| | | | 539.32304609 MHz | | VBW | 10 kHz | | |
| | | | | | SWT | 25 ms | Unit | dBm |



Date: 16.SEP.2015 13:34:22

Test Equipment used: NT-207

Emissions Mask

§ 74.261 (e)(6)
(6.3)

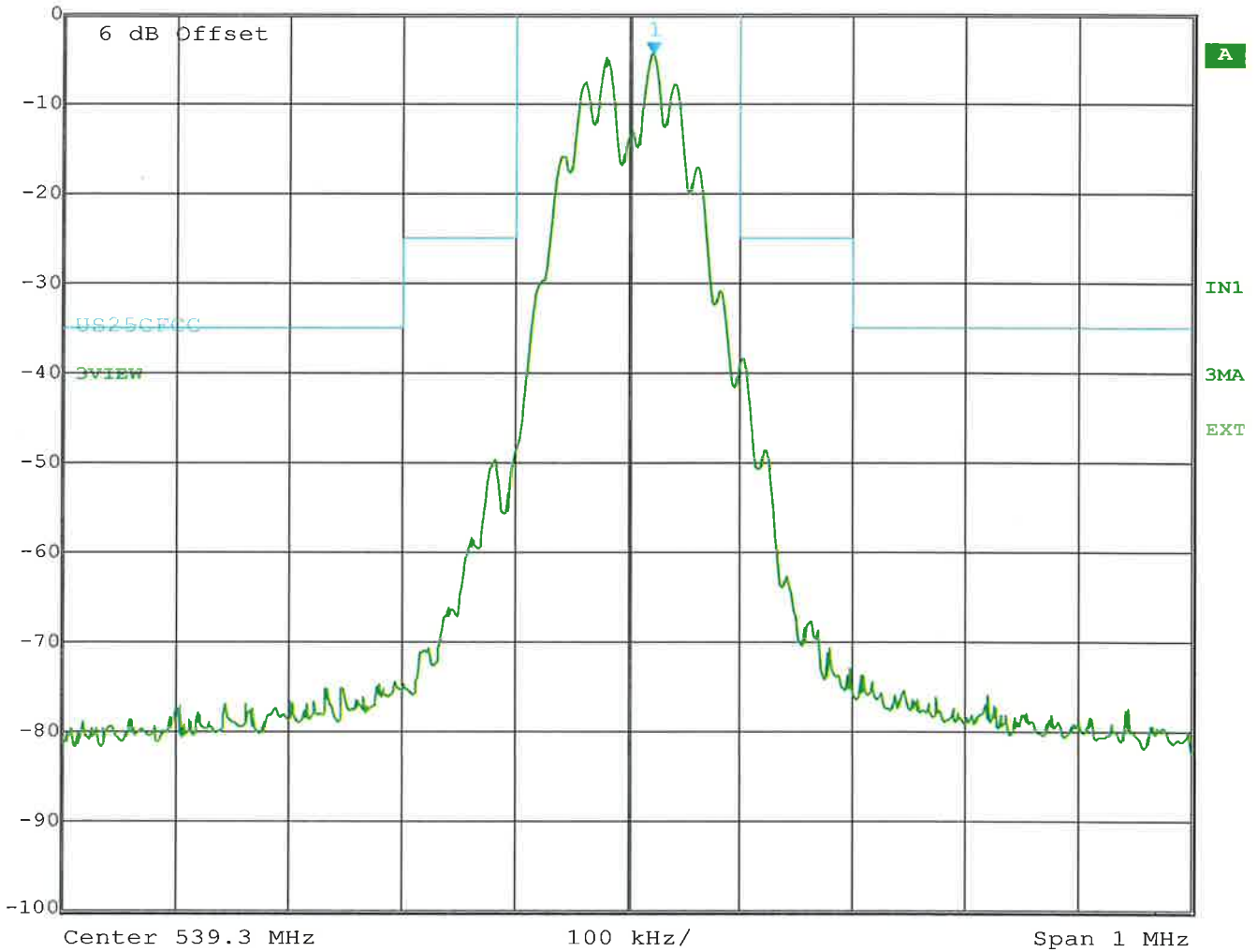
Operating mode:

Frequency: 539,3 MHz

Modulation: acoustic input level equal to the maximum linear input level, audio frequency 20 kHz

DC Voltage: 1 V

| | | | | | | | | |
|--|---------|-------|------------------|-----------|-----|--------|--------|-------|
| | Ref Lvl | 0 dBm | Marker 1 [T3] | -4.67 dBm | RBW | 10 kHz | RF Att | 10 dB |
| | | | 539.32304609 MHz | | VBW | 10 kHz | | |
| | | | | | SWT | 25 ms | Unit | dBm |



Date: 16.SEP.2015 13:33:59

Test Equipment used: NT-207

Emissions Mask

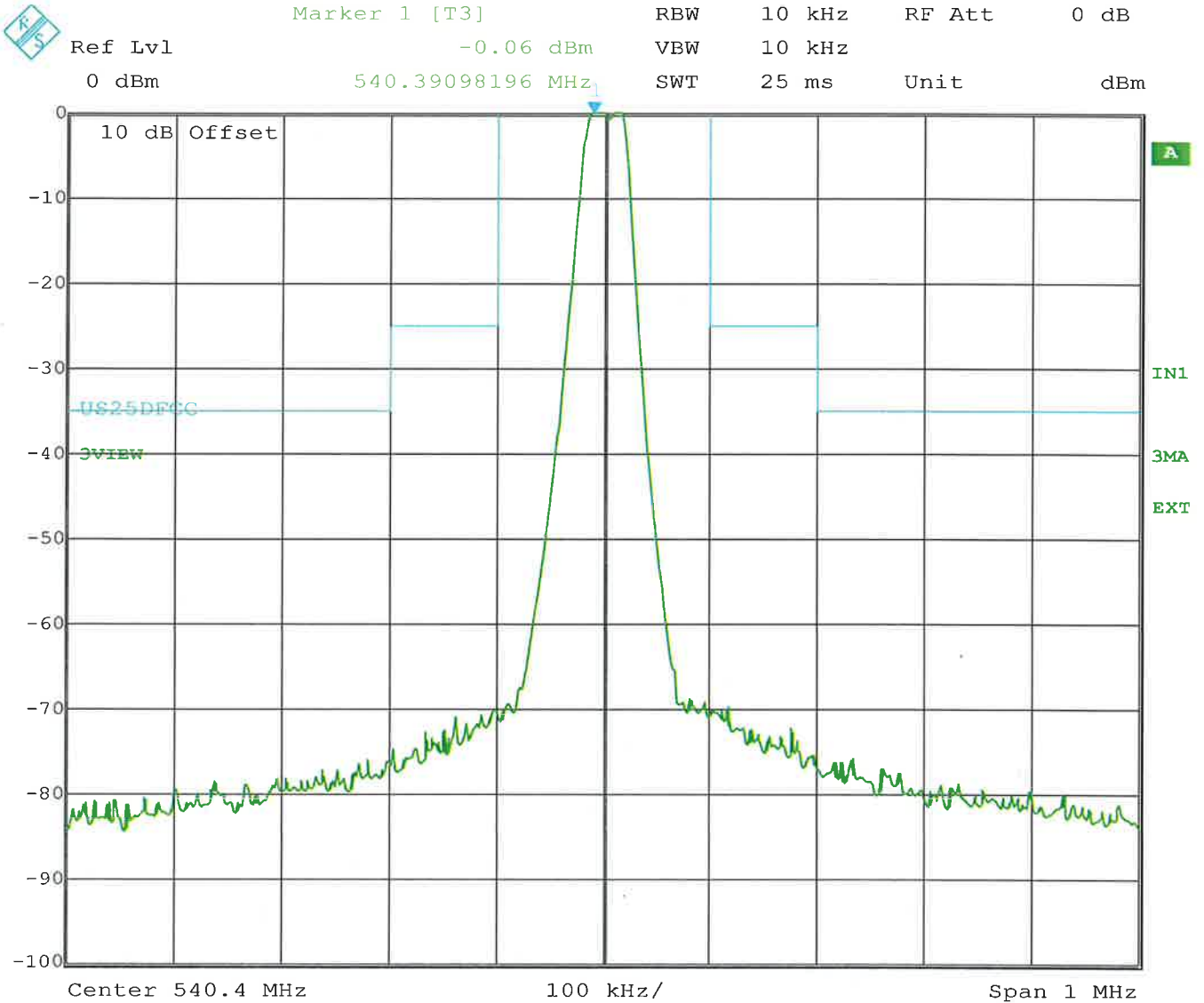
§ 74.261 (e)(6)
(6.3)

Operating mode:

Frequency: 540,4 MHz

Modulation: acoustic input level to achieve half of maximum linear input level, audio frequency 1 kHz

DC Voltage: 1,5 V



Date: 16.SEP.2015 13:24:44

Test Equipment used: NT-207

Emissions Mask

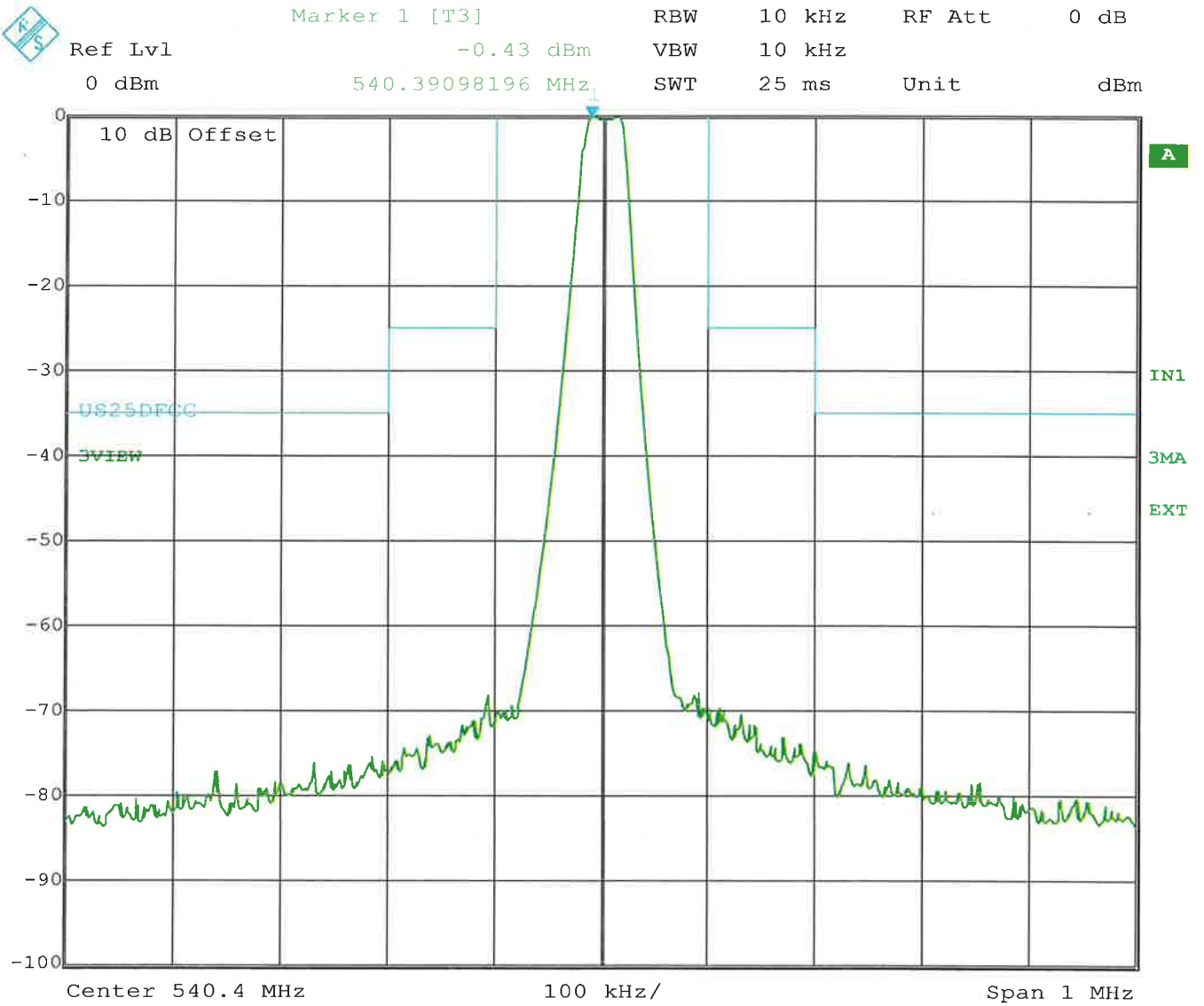
**§ 74.261 (e)(6)
(6.3)**

Operating mode:

Frequency: 540,4 MHz

Modulation: acoustic input level to achieve half of maximum linear input level, audio frequency 1 kHz

DC Voltage: 1 V



Date: 16.SEP.2015 13:24:14

Test Equipment used: NT-207

Emissions Mask

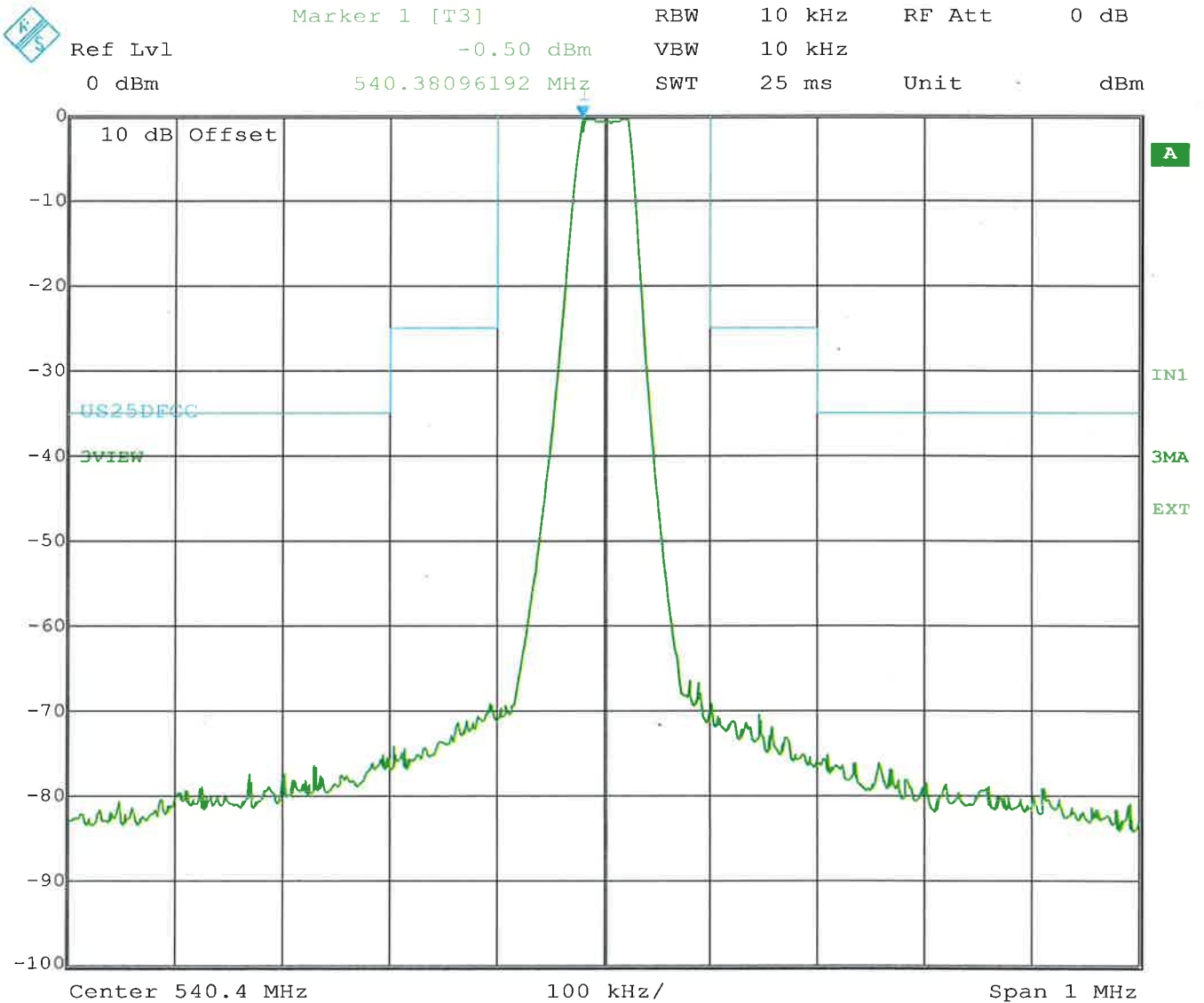
§ 74.261 (e)(6)
(6.3)

Operating mode:

Frequency: 540,4 MHz

Modulation: acoustic input level equal to the maximum linear input level, audio frequency 1 kHz

DC Voltage: 1,5 V



Date: 16.SEP.2015 13:23:02

Test Equipment used: NT-207

Emissions Mask

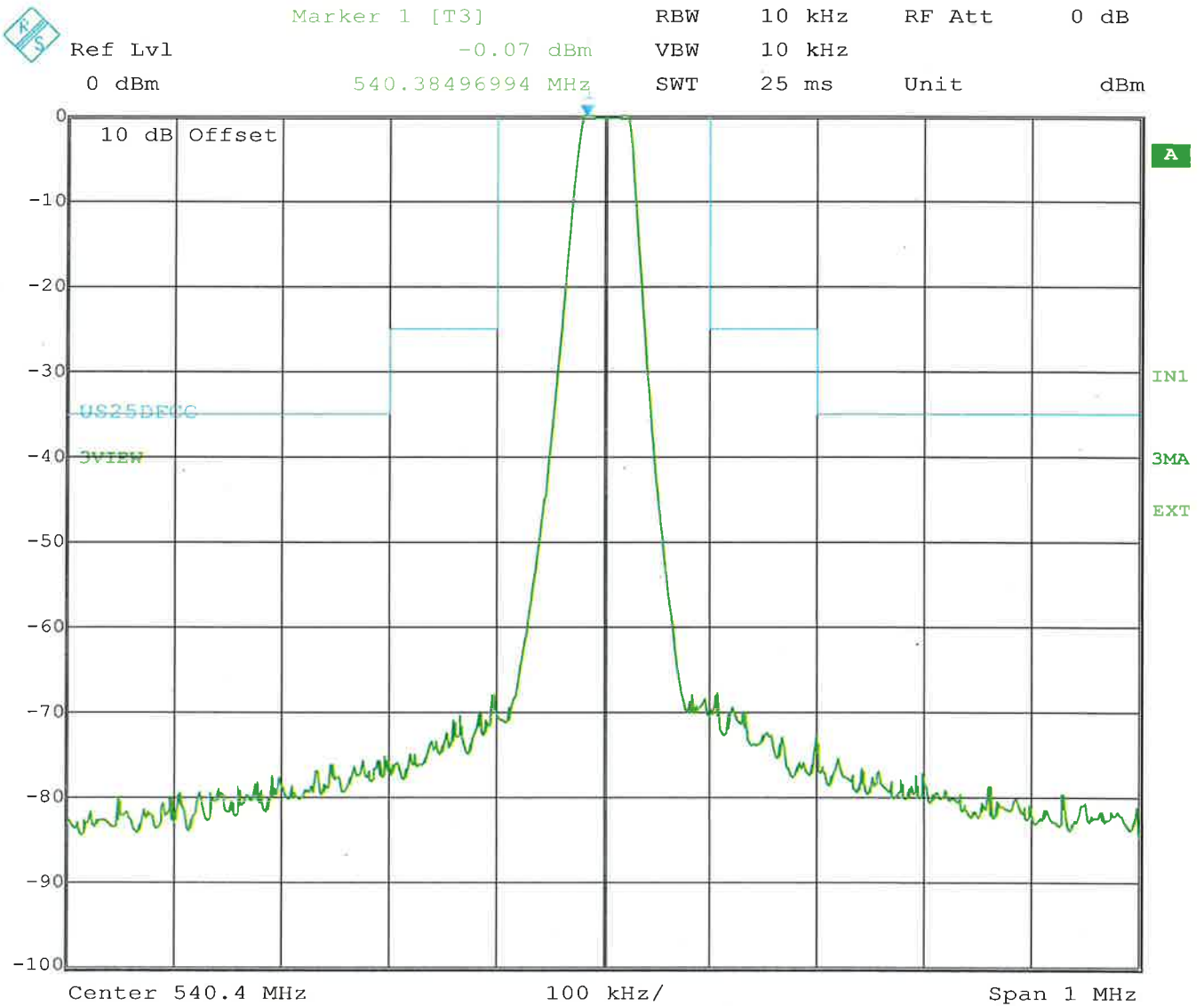
§ 74.261 (e)(6)
(6.3)

Operating mode:

Frequency: 540,4 MHz

Modulation: acoustic input level equal to the maximum linear input level, audio frequency 1 kHz

DC Voltage: 1 V



Date: 16.SEP.2015 13:23:35

Test Equipment used: NT-207

Emissions Mask

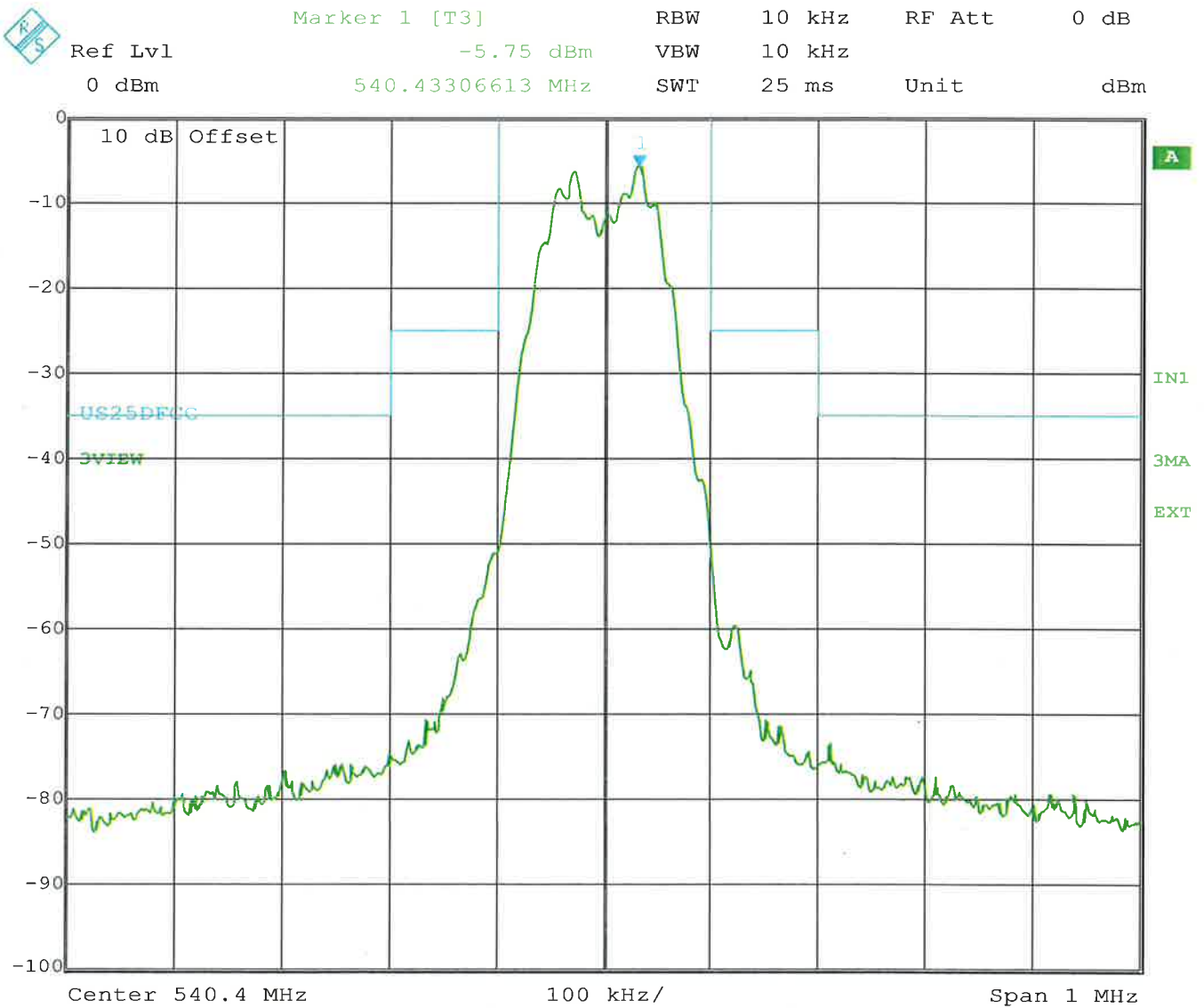
§ 74.261 (e)(6)
(6.3)

Operating mode:

Frequency: 540,4 MHz

Modulation: acoustic input level to achieve half of maximum linear input level, audio frequency 15 kHz

DC Voltage: 1,5 V



Date: 16.SEP.2015 13:25:19

Test Equipment used: NT-207

Emissions Mask

§ 74.261 (e)(6)
(6.3)

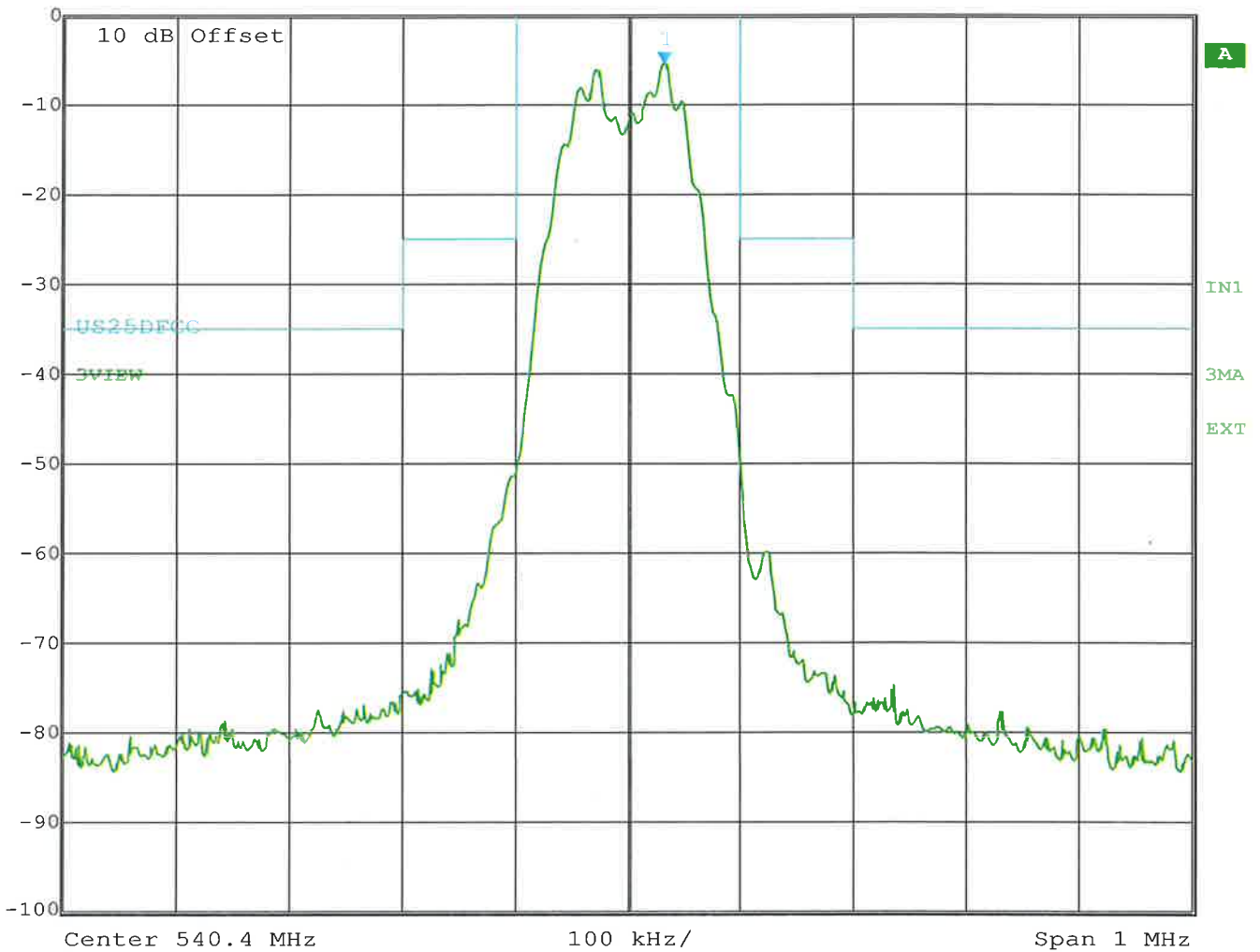
Operating mode:

Frequency: 540,4 MHz

Modulation: acoustic input level to achieve half of maximum linear input level, audio frequency 15 kHz

DC Voltage: 1 V

| | | | | | | | | | | | | | | | |
|--|---------|-------|---------------|------------------|-----------|-----|--------|--------|------|-----|--------|-----|-------|------|-----|
| | Ref Lvl | 0 dBm | Marker 1 [T3] | 540.43306613 MHz | -5.54 dBm | RBW | 10 kHz | RF Att | 0 dB | VBW | 10 kHz | SWT | 25 ms | Unit | dBm |
|--|---------|-------|---------------|------------------|-----------|-----|--------|--------|------|-----|--------|-----|-------|------|-----|



Date: 16.SEP.2015 13:25:38

Test Equipment used: NT-207

Emissions Mask

§ 74.261 (e)(6)
(6.3)

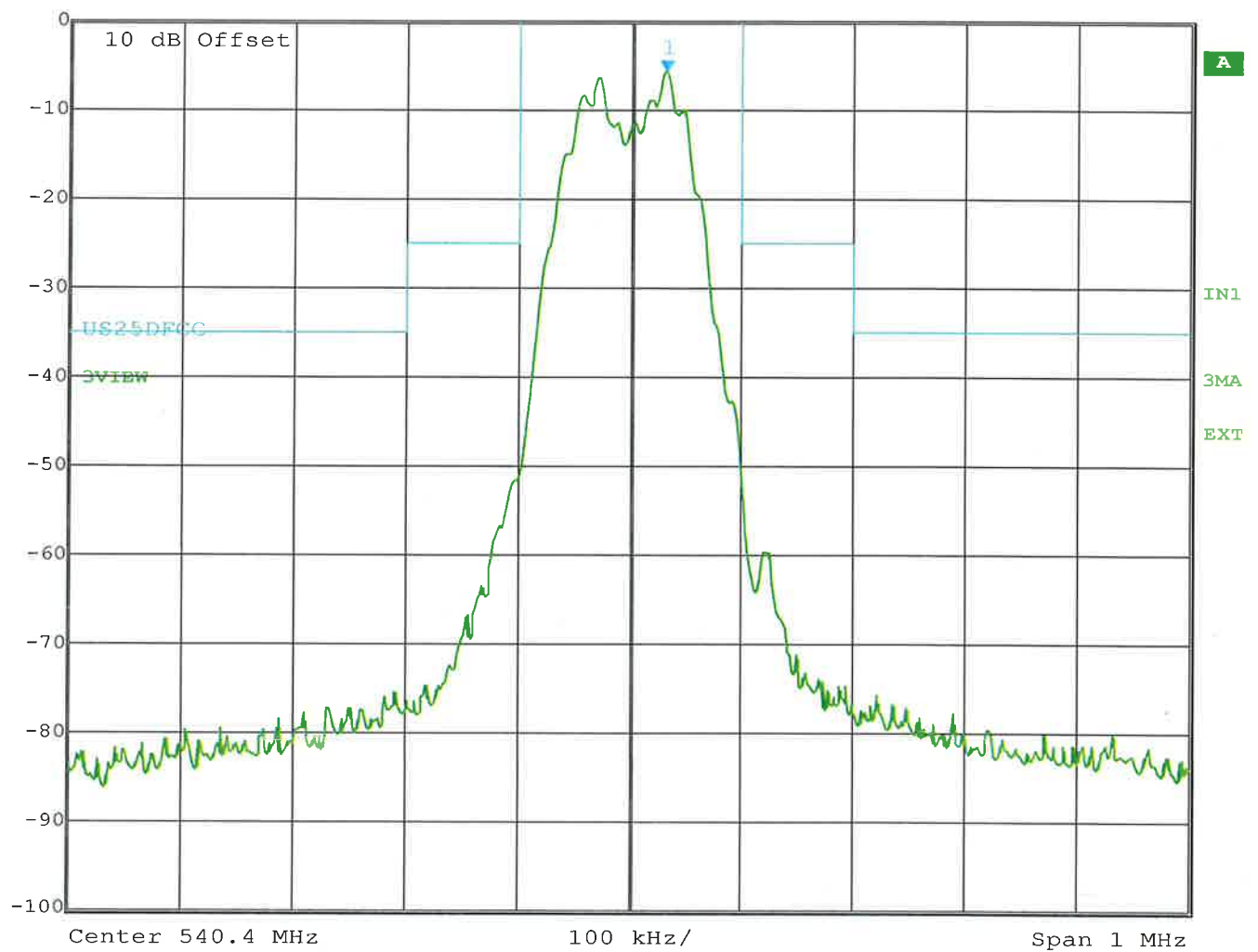
Operating mode:

Frequency: 540,4 MHz

Modulation: acoustic input level equal to the maximum linear input level, audio frequency 15 kHz

DC Voltage: 1,5 V

| | | | | | |
|---------|------------------|-----|--------|--------|------|
| | Marker 1 [T3] | RBW | 10 kHz | RF Att | 0 dB |
| Ref Lvl | -5.78 dBm | VBW | 10 kHz | | |
| 0 dBm | 540.43306613 MHz | SWT | 25 ms | Unit | dBm |



Date: 16.SEP.2015 13:22:32

Test Equipment used: NT-207

Emissions Mask

§ 74.261 (e)(6)
(6.3)

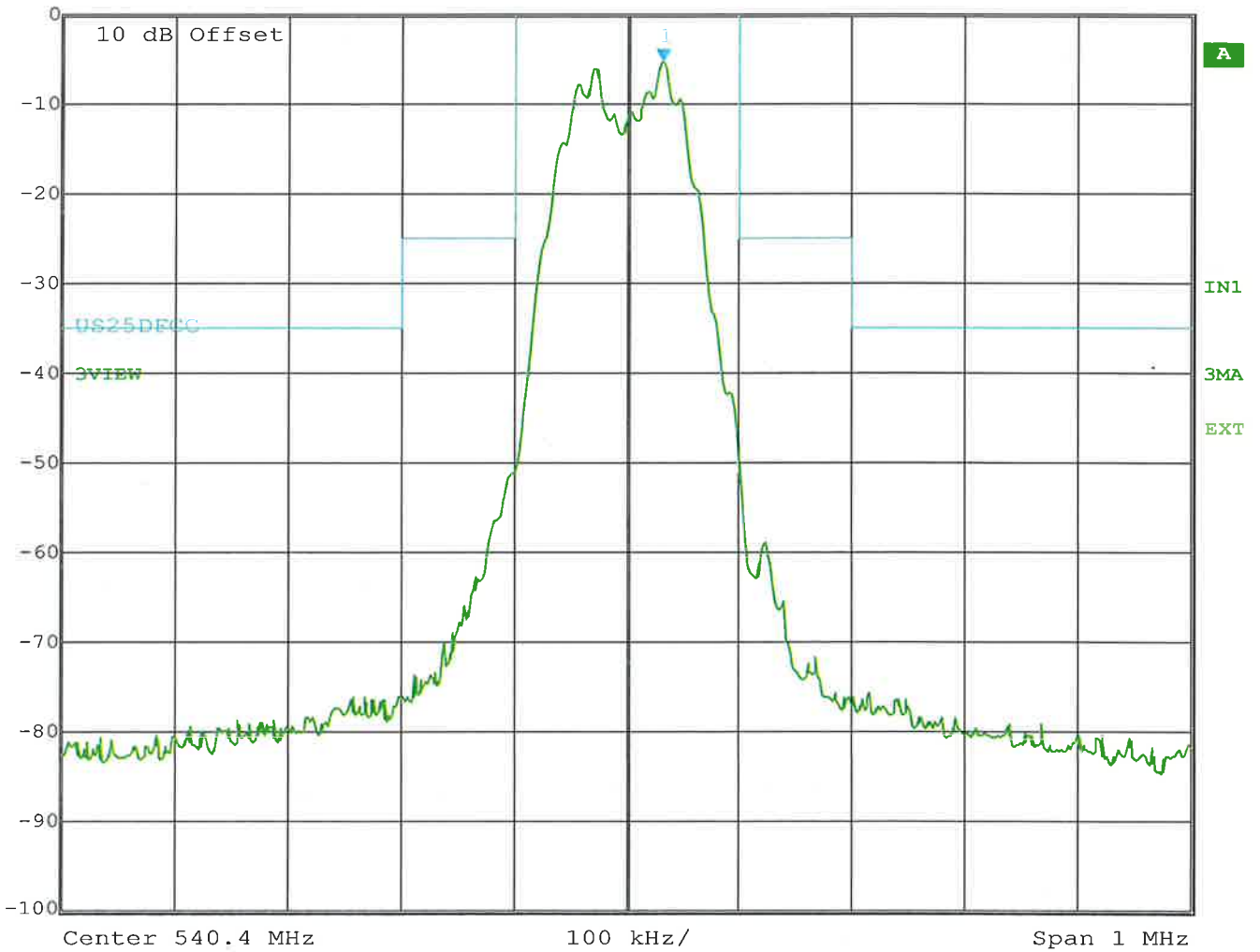
Operating mode:

Frequency: 540,4 MHz

Modulation: acoustic input level equal to the maximum linear input level, audio frequency 15 kHz

DC Voltage: 1 V

| | | | | | | | | | | | | | | | |
|--|---------|-------|---------------|-----------|------------------|-----|--------|--------|------|-----|--------|-----|-------|------|-----|
| | Ref Lvl | 0 dBm | Marker 1 [T3] | -5.41 dBm | 540.43306613 MHz | RBW | 10 kHz | RF Att | 0 dB | VBW | 10 kHz | SWT | 25 ms | Unit | dBm |
|--|---------|-------|---------------|-----------|------------------|-----|--------|--------|------|-----|--------|-----|-------|------|-----|



Date: 16.SEP.2015 13:21:53

Test Equipment used: NT-207

Emissions Mask

§ 74.261 (e)(6)
(6.3)

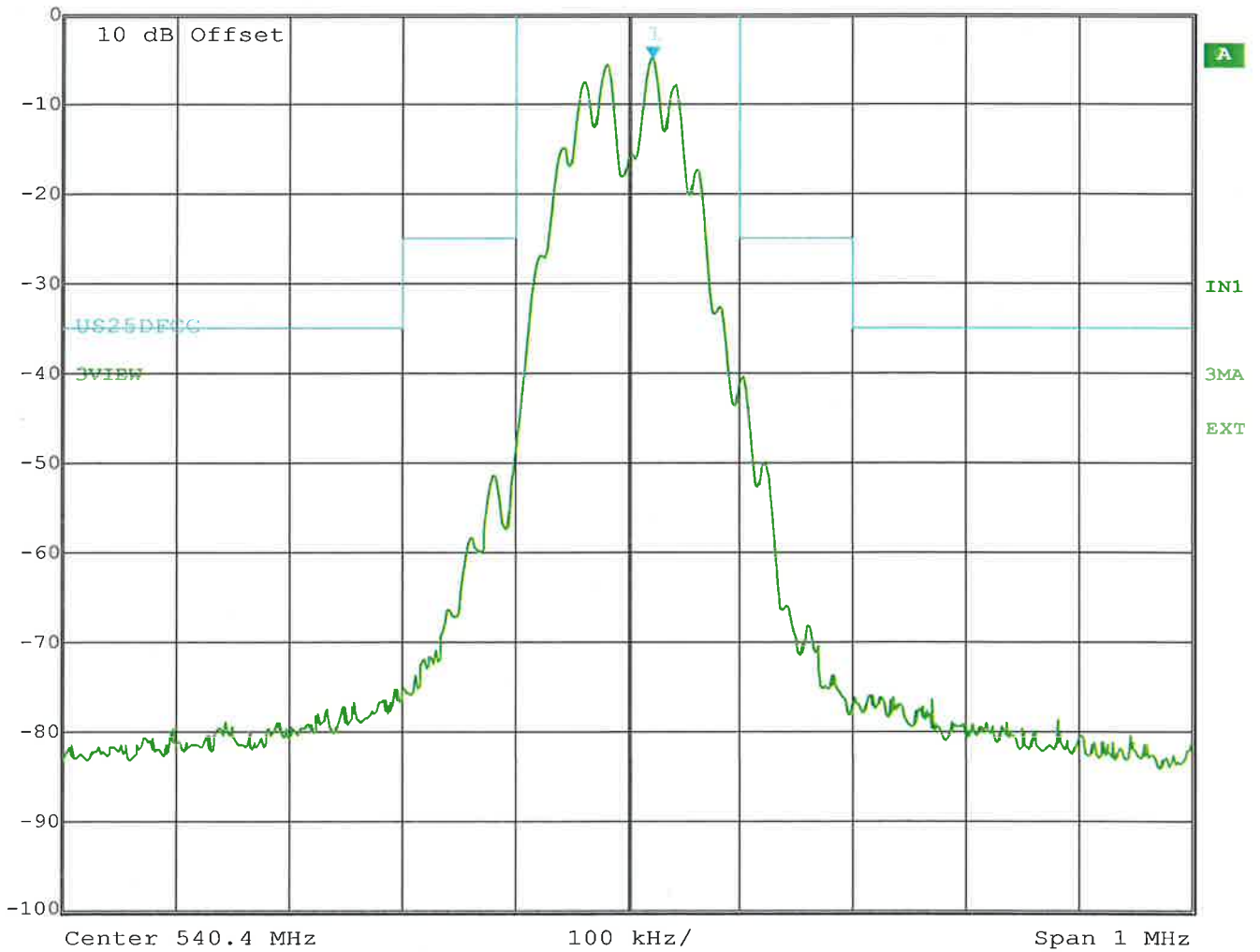
Operating mode:

Frequency: 540,4 MHz

Modulation: acoustic input level to achieve half of maximum linear input level, audio frequency 20 kHz

DC Voltage: 1,5 V

| | | | | | | | | | | | | | | | |
|--|---------|-------|---------------|------------------|-----------|-----|--------|--------|------|-----|--------|-----|-------|------|-----|
| | Ref Lvl | 0 dBm | Marker 1 [T3] | 540.42304609 MHz | -5.15 dBm | RBW | 10 kHz | RF Att | 0 dB | VBW | 10 kHz | SWT | 25 ms | Unit | dBm |
|--|---------|-------|---------------|------------------|-----------|-----|--------|--------|------|-----|--------|-----|-------|------|-----|



Date: 16.SEP.2015 13:26:23

Test Equipment used: NT-207

Emissions Mask

§ 74.261 (e)(6)
(6.3)

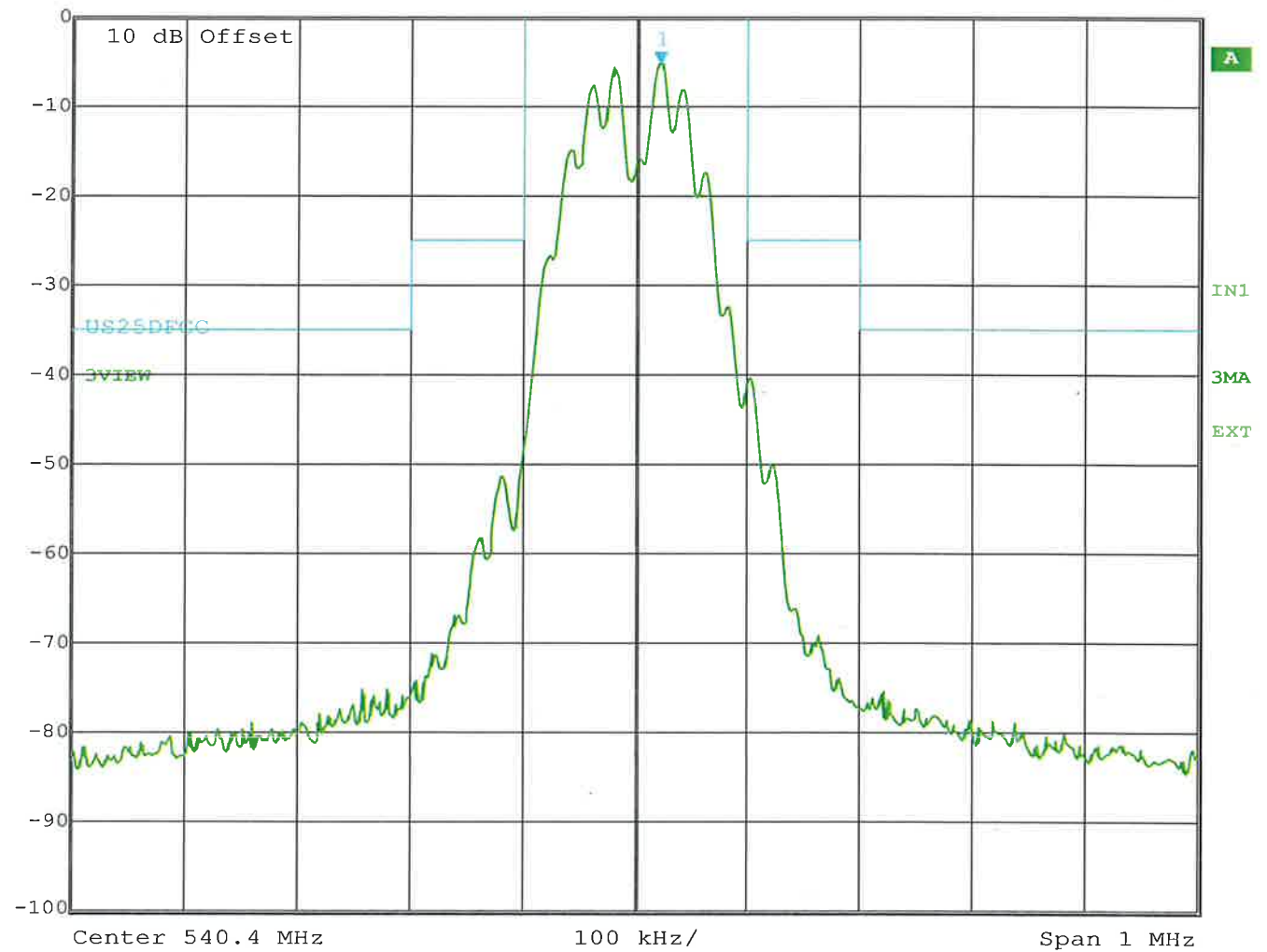
Operating mode:

Frequency: 540,4 MHz

Modulation: acoustic input level to achieve half of maximum linear input level, audio frequency 20 kHz

DC Voltage: 1 V

| | | | | | | | | |
|--|---------|-------|------------------|-----------|-----|--------|--------|------|
| | Ref Lvl | 0 dBm | Marker 1 [T3] | -5.27 dBm | RBW | 10 kHz | RF Att | 0 dB |
| | | | 540.42304609 MHz | | VBW | 10 kHz | | |
| | | | | | SWT | 25 ms | Unit | dBm |



Date: 16.SEP.2015 13:26:00

Test Equipment used: NT-207

Emissions Mask

§ 74.261 (e)(6)
(6.3)

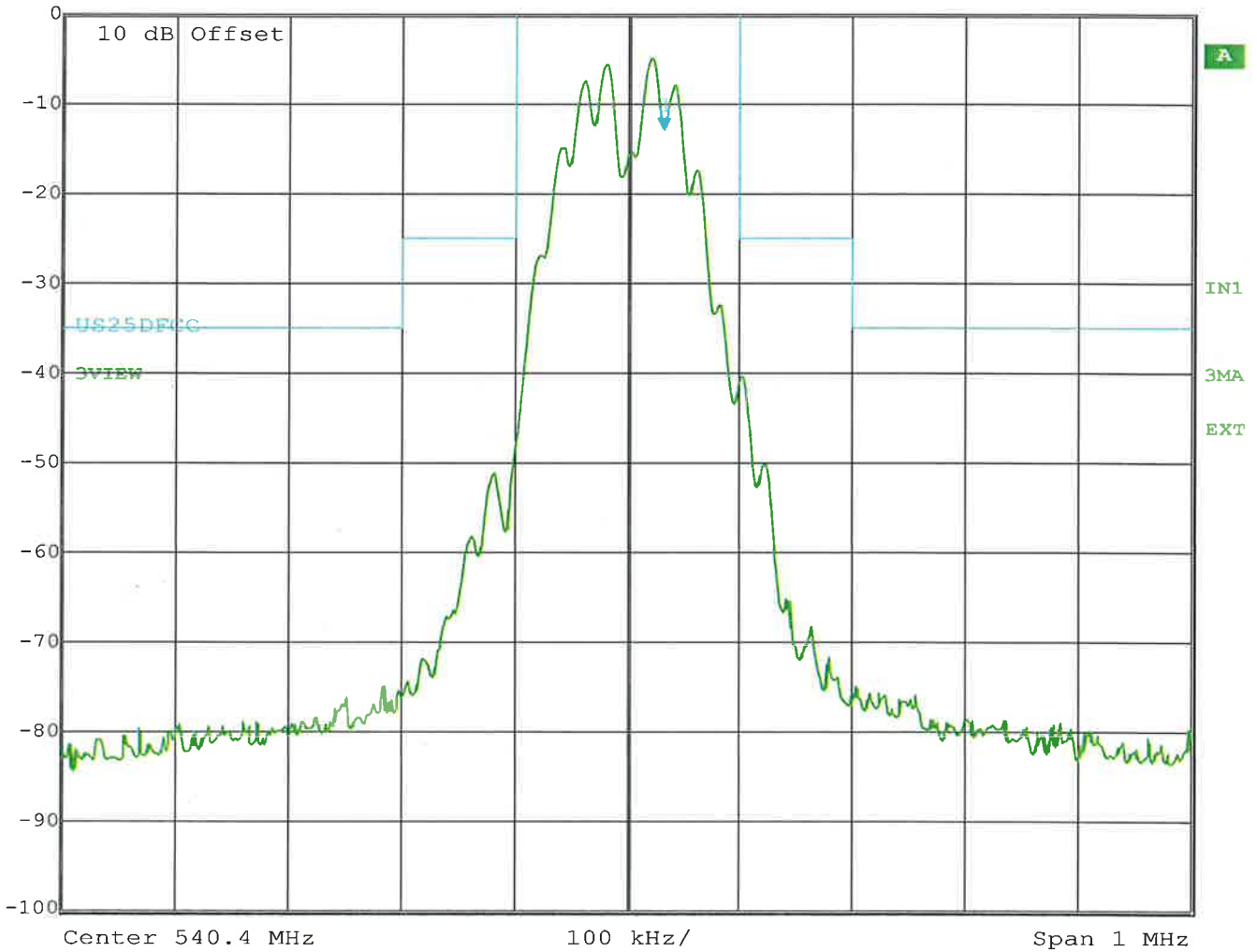
Operating mode:

Frequency: 540,4 MHz

Modulation: acoustic input level equal to the maximum linear input level, audio frequency 20 kHz

DC Voltage: 1,5 V

| | | | | | | | | |
|--|---------|-------|------------------|------------|-----|--------|--------|------|
| | Ref Lvl | 0 dBm | Marker 1 [T3] | -13.19 dBm | RBW | 10 kHz | RF Att | 0 dB |
| | | | 540.43306613 MHz | | VBW | 10 kHz | | |
| | | | | | SWT | 25 ms | Unit | dBm |



Date: 16.SEP.2015 13:20:53

Test Equipment used: NT-207

Emissions Mask

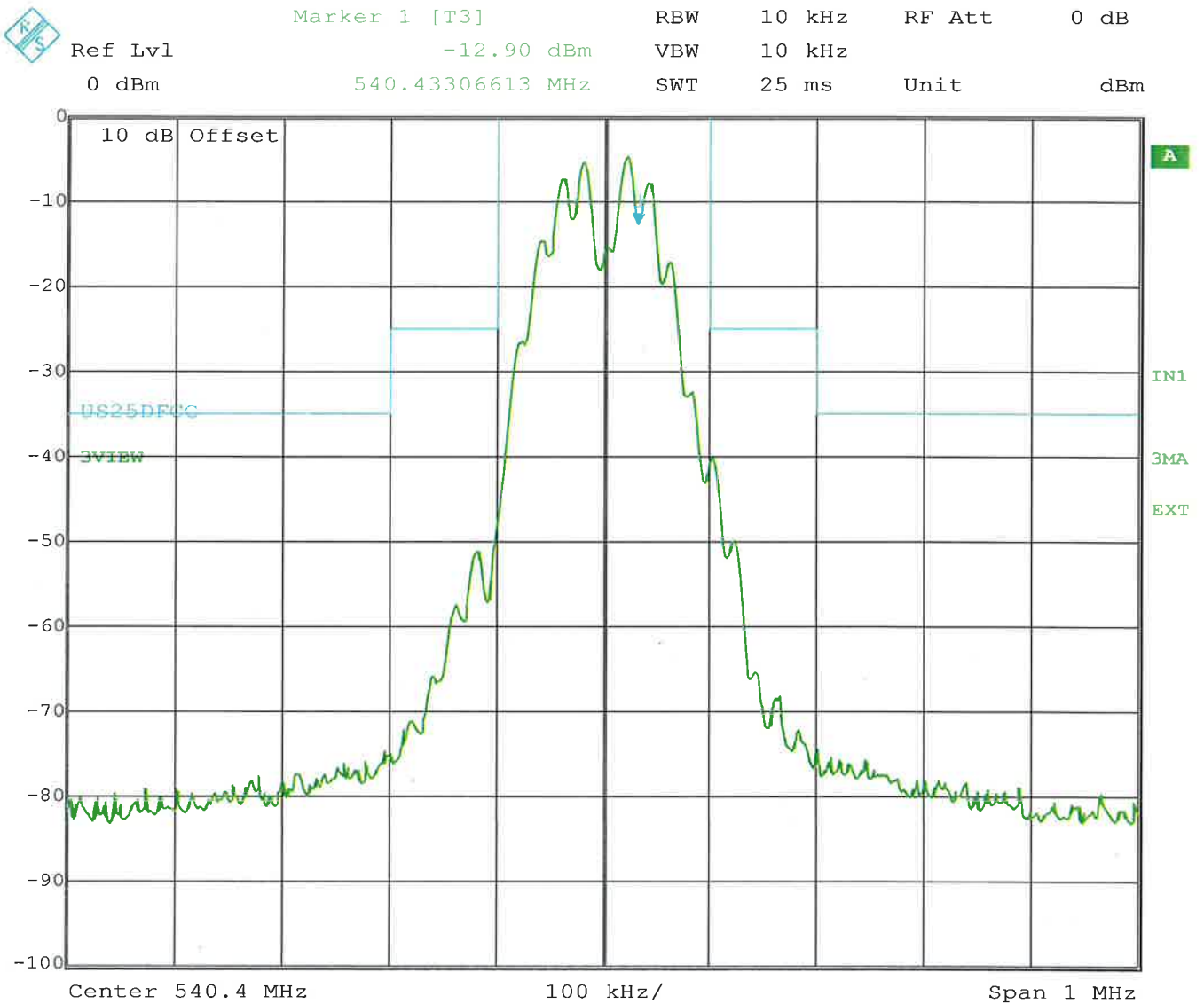
§ 74.261 (e)(6)
(6.3)

Operating mode:

Frequency: 540,4 MHz

Modulation: acoustic input level equal to the maximum linear input level, audio frequency 20 kHz

DC Voltage: 1 V



Date: 16.SEP.2015 13:21:31

Test Equipment used: NT-207

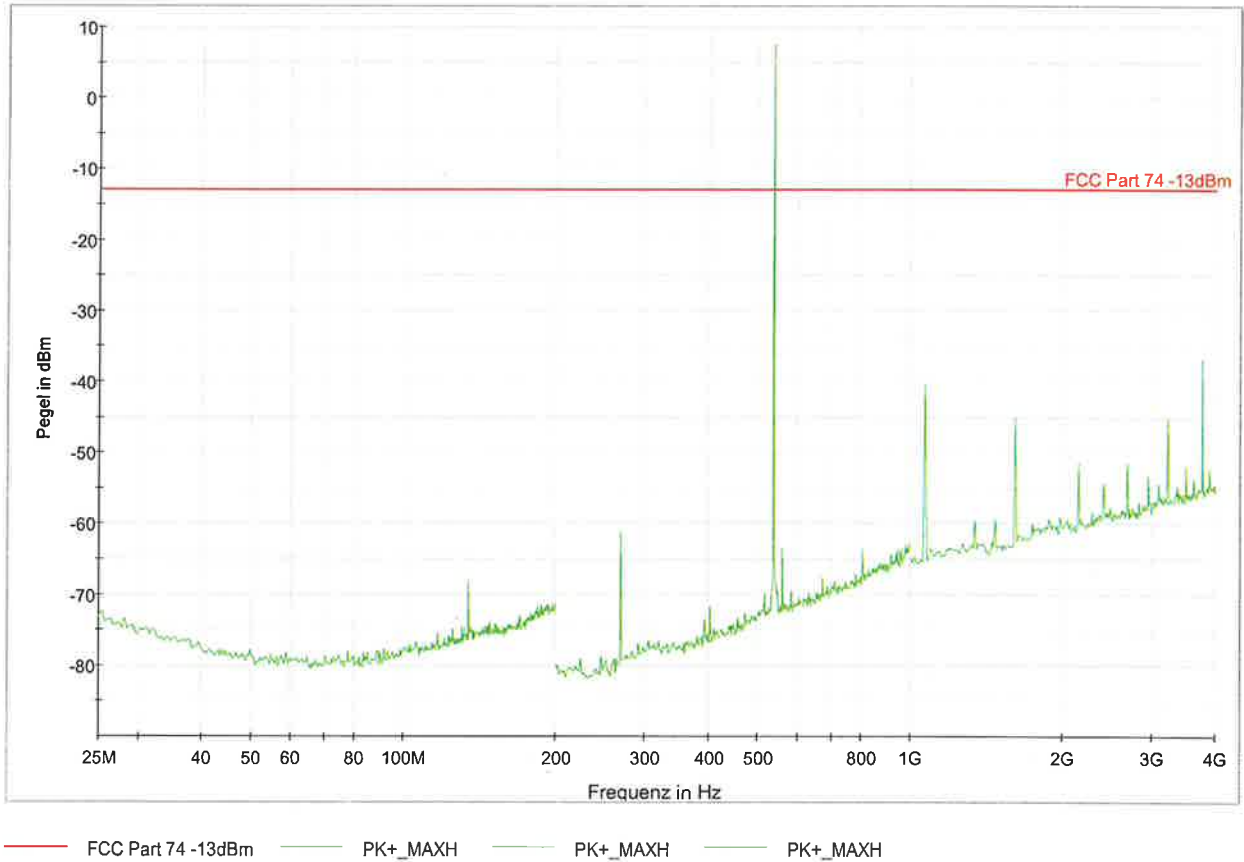
Field strength of spurious emissions of the transmitter

**§ 74.261 (e)(6)(iii)
(6.3)**

Operating mode:

Frequency: 537,5 MHz

Modulation: modulated carrier



Test Equipment used: NT-100; NT-110; NT-111; NT-112; NT-125; NT-129; NT-139; NT-207; NT-337

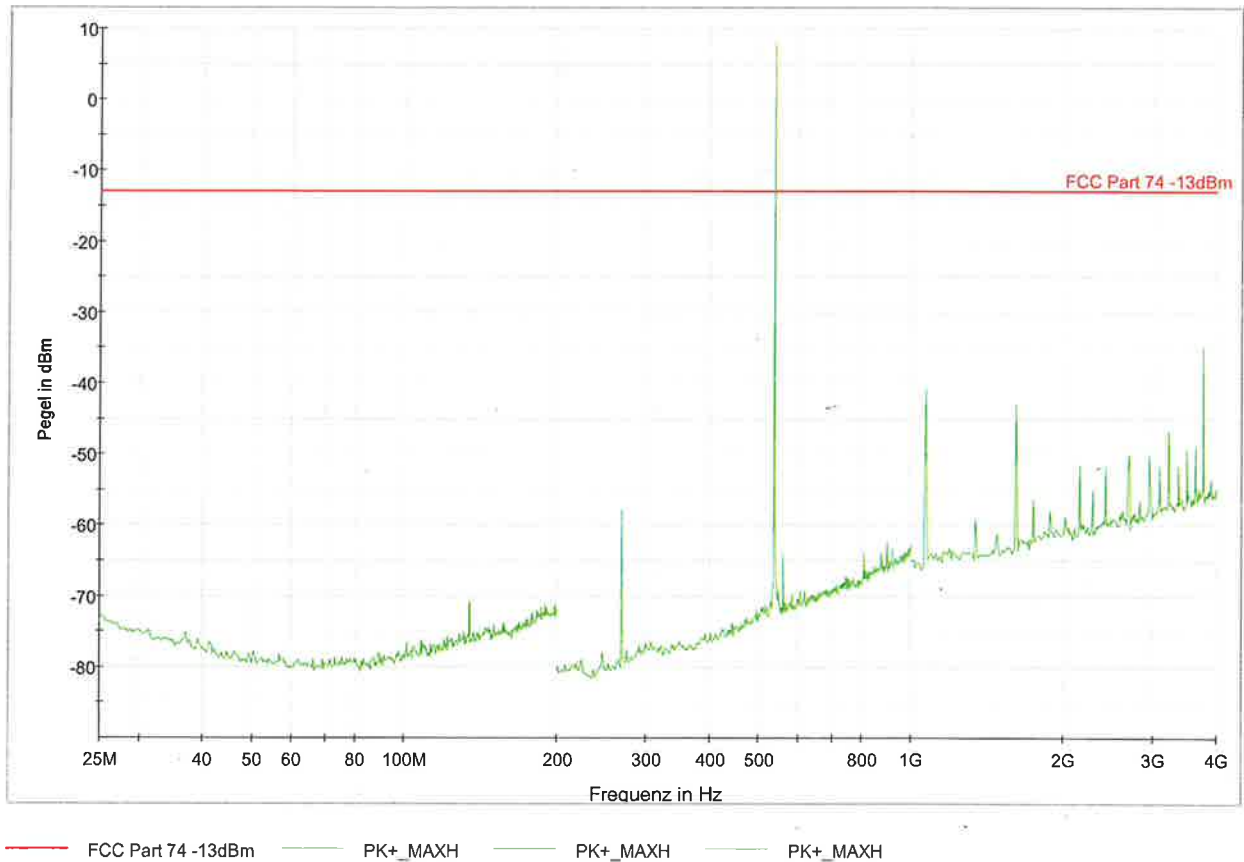
Field strength of spurious emissions of the transmitter

**§ 74.261 (e)(6)(iii)
(6.3)**

Operating mode:

Frequency: 537,9 MHz

Modulation: modulated carrier



Test Equipment used: NT-100; NT-110; NT-111; NT-112; NT-125; NT-129; NT-139; NT-207; NT-337

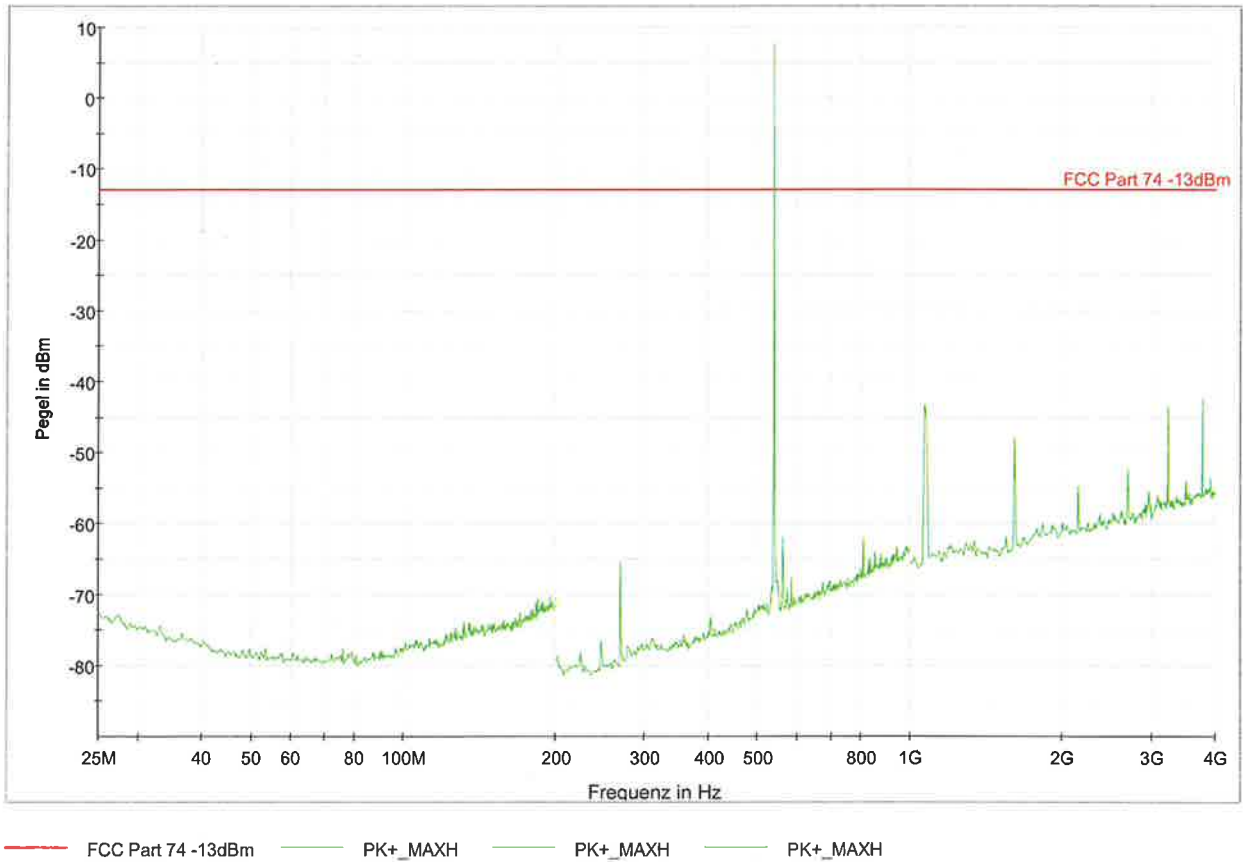
Field strength of spurious emissions of the transmitter

**§ 74.261 (e)(6)(iii)
(6.3)**

Operating mode:

Frequency: 539,3 MHz

Modulation: modulated carrier



Test Equipment used: NT-100; NT-110; NT-111; NT-112; NT-125; NT-129; NT-139; NT-207; NT-337

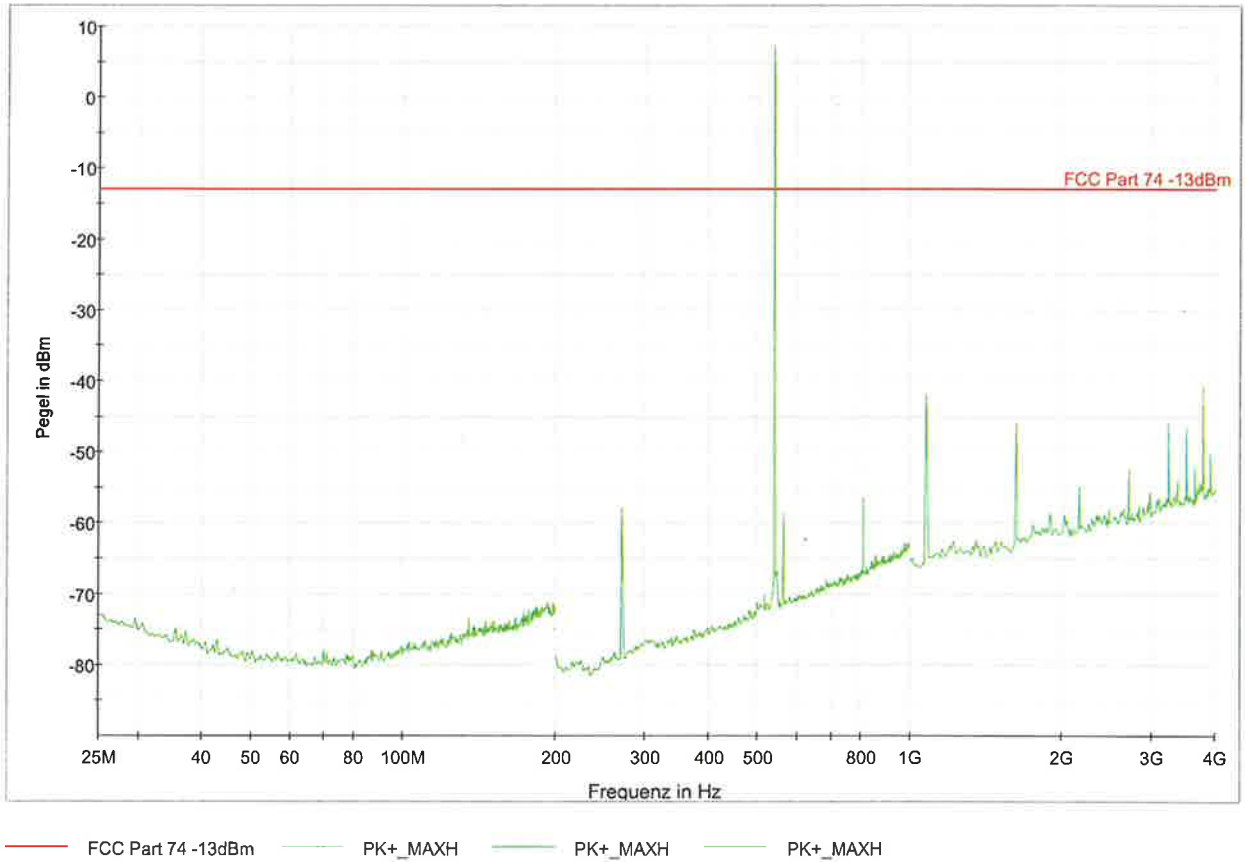
Field strength of spurious emissions of the transmitter

**§ 74.261 (e)(6)(iii)
(6.3)**

Operating mode:

Frequency: 540,4 MHz

Modulation: modulated carrier



Test Equipment used: NT-100; NT-110; NT-111; NT-112; NT-125; NT-129; NT-139; NT-207; NT-337

Appendix 1

Test equipment used

| | | | | | |
|--------------------------|-----------------------------------------------------|--------------------|--------------------------|--------------------------------------------------------|-----------|
| <input type="checkbox"/> | Anechoic Chamber with 3m measurement distance | NT-100 | <input type="checkbox"/> | Spectrumalyzer – FSP7 9 kHz – 7 GHz | NT-200 |
| <input type="checkbox"/> | Stripline according to ISO 11452-5 | NT-108 | <input type="checkbox"/> | ESCI - Test receiver 9 kHz - 7 GHz | NT-203/1 |
| <input type="checkbox"/> | MA4000 - Antenna mast 1 - 4 m height | NT-110/1 | <input type="checkbox"/> | ESI26 – Test receiver 20 Hz – 26,5 GHz | NT-207 |
| <input type="checkbox"/> | DS - Turntable 0 - 400 ° Azimuth | NT-111/1 | <input type="checkbox"/> | Digital Radio Tester CTS55 | NT-208 |
| <input type="checkbox"/> | CO3000 Controller Mast+Turntable | NT-112/1 | <input type="checkbox"/> | Noise-gen., ITU-R 559-2 20 Hz – 20 kHz | NT-209 |
| <input type="checkbox"/> | HUF-Z3 - Log. Per. Antenna 200 - 1000 MHz | NT-121 | <input type="checkbox"/> | CMTA - Radiocommunication analyzer ; 0,1 - 1000 MHz | NT-210 |
| <input type="checkbox"/> | HFH-Z2 - Loop Antenna 9 kHz - 30 MHz | NT-122 | <input type="checkbox"/> | 3271 - Spectrum analyzer 100 Hz - 26,5 GHz | NT-211 |
| <input type="checkbox"/> | HFH-Z6 - Rod Antenna 9 kHz - 30 MHz | NT-123 | <input type="checkbox"/> | Digital Radio Tester Aeroflex 3920 | NT-212/1 |
| <input type="checkbox"/> | 3121C - Dipole Antenna 28 - 1000 MHz | NT-124 | <input type="checkbox"/> | Mixer M28HW 26,5 GHz - 40 GHz | NT-214 |
| <input type="checkbox"/> | 3115 - Horn Antenna 1 - 18 GHz (immunity) | NT-125 | <input type="checkbox"/> | RubiSource T&M Timing reference | NT-216 |
| <input type="checkbox"/> | 3116 - Horn Antenna 18 - 40 GHz | NT-126 | <input type="checkbox"/> | Radiocommunicationanalyzer SWR 1180 MD | NT-217 |
| <input type="checkbox"/> | SAS-200/543 - Bicon. Antenna 20 MHz - 300 MHz | NT-127 | <input type="checkbox"/> | Mixer M19HWD 40 GHz – 60 GHz | NT-218 |
| <input type="checkbox"/> | AT-1080 - Log. Per. Antenna 80 - 1000 MHz | NT-128 | <input type="checkbox"/> | Mixer M12HWD 60 GHz – 90 GHz | NT-219 |
| <input type="checkbox"/> | HK-116 - bicon. Antenna 20 MHz - 300 MHz | NT-129 | <input type="checkbox"/> | DSO9104 Digital scope | NT-220/1 |
| <input type="checkbox"/> | HK-116 - bicon. Antenna 20 MHz - 300 MHz | NT-130 | <input type="checkbox"/> | TPS 2014 Digital scope | NT-222 |
| <input type="checkbox"/> | 3146 - Log. Per. Antenna 200 – 1000 MHz | NT-131 | <input type="checkbox"/> | Artificial Ear according to IEC 60318 | NT-224 |
| <input type="checkbox"/> | Loop Antenna H-Field | NT-132 | <input type="checkbox"/> | 1 kHz Sound calibrator | NT-225 |
| <input type="checkbox"/> | Horn Antenna 500 MHz - 2900 MHz | NT-133 | <input type="checkbox"/> | B10 - Harmonics and flicker analyzer | NT-232 |
| <input type="checkbox"/> | Horn Antenna 500 MHz - 6000 MHz | NT-133/1 | <input type="checkbox"/> | ARS 16/3 – Harmonics- flicker analyzer | NT-232/1 |
| <input type="checkbox"/> | Log. per. Antenna 800 MHz - 2500 MHz | NT-134 | <input type="checkbox"/> | SRM-3000 Spectrumalyzer | NT-233 |
| <input type="checkbox"/> | Log. per. Antenna 800 MHz - 2500 MHz | NT-135 | <input type="checkbox"/> | SRM-3006 Spectrumalyzer | NT-233/1a |
| <input type="checkbox"/> | BiConiLog Antenna 26 MHz – 2000 MHz | NT-137 | <input type="checkbox"/> | E-field probe SRM 75 MHz – 3 GHz | NT-234 |
| <input type="checkbox"/> | Conical Dipol Antenna PCD8250 | NT-138 | <input type="checkbox"/> | Field Meter NBM-500 incl. E- and H-Field probes | NT-240a-d |
| <input type="checkbox"/> | HF 906 - Horn Antenna 1 - 18 GHz (emission) | NT-139 | <input type="checkbox"/> | Hall-Teslameter ETM-1 | NT-241 |
| <input type="checkbox"/> | HZ-1 Antenna tripod | NT-150 | <input type="checkbox"/> | EFA-3 H-field- / E-field probe | NT-243 |
| <input type="checkbox"/> | BN 1500 Antenna tripod | NT-151 | <input type="checkbox"/> | Field Meter EMR-200 100 kHz – 3 GHz | NT-244 |
| <input type="checkbox"/> | Ant. tripod for EN61000-4-3 Model TP1000A | NT-156 | <input type="checkbox"/> | E-field probe 100 kHz – 3 GHz | NT-245 |
| <input type="checkbox"/> | Power quality analyzer Fluke 1760 (complete set) | NT-160 - NT-173 | <input type="checkbox"/> | H-field probe 300 kHz – 30 MHz | NT-246 |

Division Medical
Technology/
Communication
Technology/ EMC

Department: FG

Test report number:
M/FG-15/160

Page: 1 of 3

Date: 08.10.2015

Checked by: 

Appendix 1 (continued)

Test equipment used

| | | | | | |
|--------------------------|-----------------------------------------------|-----------|--------------------------|-------------------------------------------------------|-------------|
| <input type="checkbox"/> | E-field probe 3 MHz – 18 GHz | NT-247 | <input type="checkbox"/> | VCS 500-M6 Surge-Generator | NT-326 |
| <input type="checkbox"/> | H-field probe 27 MHz – 1 GHz | NT-248 | <input type="checkbox"/> | Oscillatory Wave Simulator incl. Coupling networks | NT-328a+b+c |
| <input type="checkbox"/> | ELT-400 1 Hz – 400 kHz | NT-249 | <input type="checkbox"/> | BTA-250 - RF-Amplifier 9 kHz - 220 MHz / 250 W | NT-330 |
| <input type="checkbox"/> | MDS 21 - Absorbing clamp 30 - 1000 MHz | NT-250 | <input type="checkbox"/> | T82-50 RF-Amplifier 2 GHz – 8 GHz | NT-331 |
| <input type="checkbox"/> | FCC-203I EM Injection clamp | NT-251 | <input type="checkbox"/> | 500W1000M7 - RF-Amplifier 80 - 1000 MHz / 500 W | NT-332 |
| <input type="checkbox"/> | FCC-203I-DCN Ferrite decoupling network | NT-252 | <input type="checkbox"/> | AS0102-65R - RF-Amplifier 1 GHz - 2 GHz | NT-333 |
| <input type="checkbox"/> | PR50 Current Probe | NT-253 | <input type="checkbox"/> | APA01 – RF-Amplifier 0,5 GHz – 2,5 GHz | NT-334 |
| <input type="checkbox"/> | i310s Current Probe | NT-254/1 | <input type="checkbox"/> | Preamplifier 1 GHz - 4 GHz | NT-335 |
| <input type="checkbox"/> | Fluke 87 V True RMS Multimeter | NT-260 | <input type="checkbox"/> | Preamplifier for GPS MKU 152 A | NT-336 |
| <input type="checkbox"/> | Model 2000 Digital Multimeter | NT-261 | <input type="checkbox"/> | Preamplifier 100 MHz – 23 GHz | NT-337 |
| <input type="checkbox"/> | Fluke 87 V Digital Multimeter | NT-262/1 | <input type="checkbox"/> | DC Block 10 MHz – 18 GHz Model 8048 | NT-338 |
| <input type="checkbox"/> | ESH2-Z5-U1 Artificial mains network 4x25A | NT-300 | <input type="checkbox"/> | 2-97201 Electronic load | NT-341 |
| <input type="checkbox"/> | ESH3-Z5-U1 Artificial mains network 2x10A | NT-301 | <input type="checkbox"/> | TSX3510P - Power supply 0-30 V / 0 - 10 A | NT-344 |
| <input type="checkbox"/> | ESH3-Z6-U1 Artificial mains network 1x100A | NT-302 | <input type="checkbox"/> | TSX3510P - Power supply 0-30 V / 0 - 10 A | NT-345 |
| <input type="checkbox"/> | ESH3-Z6-U1 Artificial mains network 1x100A | NT-302a | <input type="checkbox"/> | VDS 200 Mobil-impuls-generator | NT-350 |
| <input type="checkbox"/> | PHE 4500/B Power amplifier | NT-304 | <input type="checkbox"/> | LD 200 Mobil-impuls-generator | NT-351 |
| <input type="checkbox"/> | PAS 5000 Power amplifier | NT-304/1a | <input type="checkbox"/> | MPG 200 Mobil-Impuls-Generators | NT-352 |
| <input type="checkbox"/> | EZ10 T-Artificial Network | NT-305 | <input type="checkbox"/> | EFT 200 Mobil-impuls-generator | NT-353 |
| <input type="checkbox"/> | SMG - Signal generator 0,1 - 1000 MHz | NT-310 | <input type="checkbox"/> | AN 200 S1 Artificial Network | NT-354 |
| <input type="checkbox"/> | SMA100A - Signal generator 9 kHz - 6 GHz | NT-310/1 | <input type="checkbox"/> | FP-EFT 32M 3 ph. Coupling filter (Burst) | NT-400/1 |
| <input type="checkbox"/> | RefRad Reference generator | NT-312 | <input type="checkbox"/> | PHE 4500 - Mains impedance network | NT-401 |
| <input type="checkbox"/> | SMP 02 Signal generator 10 MHz - 20 GHz | NT-313 | <input type="checkbox"/> | IP 6.2 Coupling filter for data lines (Surge) | NT-403 |
| <input type="checkbox"/> | 40 MHz Arbitrary Generator TGA1241 | NT-315 | <input type="checkbox"/> | TK 9421 High Power Volt. Probe 150 kHz - 30 MHz | NT-409 |
| <input type="checkbox"/> | Artificial mains network NSLK 8127-PLC | NT-316 | <input type="checkbox"/> | ESH2-Z3 - Probe 9 kHz - 30 MHz | NT-410 |
| <input type="checkbox"/> | Inrush Current Source for PAS 5000 | NT-317a | <input type="checkbox"/> | IP 4 - Capacitive clamp (Burst) | NT-411 |
| <input type="checkbox"/> | Control and measurement device Sycore | NT-318 | <input type="checkbox"/> | Highpass-Filter 100 MHz – 3 GHz | NT-412 |
| <input type="checkbox"/> | PEFT - Burst generator up to 4 kV | NT-320 | <input type="checkbox"/> | Highpass-Filter 600 MHz – 4 GHz | NT-413 |
| <input type="checkbox"/> | ESD 30 System up to 25 kV | NT-321 | <input type="checkbox"/> | Highpass-Filter 1250 MHz – 4 GHz | NT-414 |
| <input type="checkbox"/> | PSURGE 4.1 Surge generator | NT-324 | <input type="checkbox"/> | Highpass-Filter 1800 MHz – 16 GHz | NT-415 |
| <input type="checkbox"/> | IMU4000 Immunity test system | NT-325/1 | | | |


Division Medical
Technology/
Communication
Technology/ EMC

Department: FG

Test report number:
M/FG-15/160

Page: 2 of 3

Date: 08.10.2015

Checked by: 

Appendix 1 (continued)

Test equipment used

| | | | | | |
|--------------------------|------------------------------------------------|--------|--------------------------|-------------------------------------------------------|--------------------|
| <input type="checkbox"/> | Highpass-Filter 3500 MHz – 18 GHz | NT-416 | <input type="checkbox"/> | FCC-801-S25 Coupling decoupling network | NT-462 |
| <input type="checkbox"/> | RF-Attenuator 10 dB DC – 18 GHz / 50 W | NT-417 | <input type="checkbox"/> | FCC-801-T4 Coupling decoupling network | NT-463 |
| <input type="checkbox"/> | RF-Attenuator 6 dB DC – 18 GHz / 50 W | NT-418 | <input type="checkbox"/> | FCC-801-C1 Coupling decoupling network | NT-464 |
| <input type="checkbox"/> | RF-Attenuator 3 dB DC – 18 GHz / 50 W | NT-419 | <input type="checkbox"/> | SW 9605 - Current probe 150 kHz – 30 MHz | NT-465/1 |
| <input type="checkbox"/> | RF-Attenuator 20 dB DC - 1000 MHz / 25 W | NT-421 | <input type="checkbox"/> | 95242-1 – Current probe 1 MHz – 400 MHz | NT-468 |
| <input type="checkbox"/> | RF-Attenuator 30 dB DC - 1000 MHz / 1 W | NT-423 | <input type="checkbox"/> | 94106-1L-1 – Current probe 100 kHz – 450 MHz | NT-471 |
| <input type="checkbox"/> | RF-Attenuator 30 dB | NT-424 | <input type="checkbox"/> | GA 1240 Power amplifier according to EN 61000-4-16 | NT-480 |
| <input type="checkbox"/> | RF-Attenuator 6 dB DC - 1000 MHz / 1 W | NT-425 | <input type="checkbox"/> | Coupling networks according to EN 61000-4-16 | NT-481 - NT-483 |
| <input type="checkbox"/> | RF-Attenuator 6 dB DC - 1000 MHz / 1 W | NT-426 | <input type="checkbox"/> | Van der Hoofden Test Head | NT-484 |
| <input type="checkbox"/> | RF-Attenuator 6 dB | NT-428 | <input type="checkbox"/> | PC P4 3 GHz Test computer | NT-500 |
| <input type="checkbox"/> | RF-Attenuator 0 dB - 81 dB | NT-429 | <input type="checkbox"/> | PC P4 1700 MHz Notebook | NT-505 |
| <input type="checkbox"/> | WRU 27 - Band blocking 27 MHz | NT-430 | <input type="checkbox"/> | Monitoring camera with Monitor | NT-511 |
| <input type="checkbox"/> | WHJ450C9 AA - High pass 450 MHz | NT-431 | <input type="checkbox"/> | ES-K1 Version 1.71 SP2 Test software | NT-520 |
| <input type="checkbox"/> | WHJ250C9 AA - High pass 250 MHz | NT-432 | <input type="checkbox"/> | EMC32 Version 9.21 Test software | NT-520/1 |
| <input type="checkbox"/> | RF-Load 150 W | NT-433 | <input type="checkbox"/> | SRM-TS Version 1.3 software for SRM-3000 | NT-522 |
| <input type="checkbox"/> | Impedance transducer 1:4 ; 1:9 ; 1:16 | NT-435 | <input type="checkbox"/> | SRM-TS Version 1.3.1 software for SRM-3006 | NT-522/1 |
| <input type="checkbox"/> | RF-Attenuator DC – 18 GHz 6 dB | NT-436 | <input type="checkbox"/> | Spitzenberger und Spies Test software V3.4 | NT-525 |
| <input type="checkbox"/> | RF-Attenuator DC – 18 GHz 6 dB | NT-437 | <input type="checkbox"/> | Noise power test apparatus according to EN 55014 | NT-530 |
| <input type="checkbox"/> | RF-Attenuator DC – 18 GHz 10 dB | NT-438 | <input type="checkbox"/> | Vertical coupling plane (ESD) | NT-531 |
| <input type="checkbox"/> | RF-Attenuator DC – 18 GHz 20 dB | NT-439 | <input type="checkbox"/> | Test cable #4 for EN 61000-4-6 | NT-553 |
| <input type="checkbox"/> | I+P 7780 Directional coupler 100 - 2000 MHz | NT-440 | <input type="checkbox"/> | Test cable #3 for conducted emission | NT-554 |
| <input type="checkbox"/> | ESH3-Z2 - Pulse limiter 9 kHz - 30 MHz | NT-441 | <input type="checkbox"/> | Test cable #5+#6 ESD-cable (2x470k) | NT-555 + NT-556 |
| <input type="checkbox"/> | Power Divider 6 dB/1 W/50 Ohm | NT-443 | <input type="checkbox"/> | Test cable #8 Sucoflex 104EA | NT-559 |
| <input type="checkbox"/> | Directional coupler 0,1 MHz – 70 MHz | NT-444 | <input type="checkbox"/> | Test cable #9 (for outdoor measurements) | NT-580 |
| <input type="checkbox"/> | Directional coupler 0,1 MHz – 70 MHz | NT-445 | <input type="checkbox"/> | Test cable #10 (for outdoor measurements) | NT-581 |
| <input type="checkbox"/> | Tube imitations according to EN 55015 | NT-450 | <input type="checkbox"/> | Test cable #13 Sucoflex 104PE | NT-584 |
| <input type="checkbox"/> | FCC-801-M3-16A Coupling decoupling network | NT-458 | <input type="checkbox"/> | Test cable #21 for SRM-3000 | NT-592 |
| <input type="checkbox"/> | FCC-801-M2-50A Coupling decoupling network | NT-459 | <input type="checkbox"/> | Shield chamber | NT-600 |
| <input type="checkbox"/> | FCC-801-M5-25 Coupling decoupling network | NT-460 | <input type="checkbox"/> | Climatic chamber | M-1200 |
| <input type="checkbox"/> | FCC-801-AF10 Coupling decoupling network | NT-461 | | | |


Division Medical
Technology/
Communication
Technology/ EMC

Department: FG

Test report number:
M/FG-15/160

Page: 3 of 3

Date: 08.10.2015

Checked by: 

Appendix 2 Photodocumentation

Description: Front view


Division Medical Technology/
Communication Technology/
EMC

Department: FG

Test report reference:
M/FG-15/160

Page: 1 of 10

Date: 08.10.2015

checked by: 



Appendix 2 Photodocumentation

Description: Backside view US25A

Division Medical Technology/
Communication Technology/
EMC

Department: FG

Test report reference:
M/FG-15/160

Page: 2 of 10

Date: 08.10.2015

checked by: MA



Appendix 2 Photodocumentation

Description: Backside view US25B


Division Medical Technology/
Communication Technology/
EMC

Department: FG

Test report reference:
M/FG-15/160

Page: 3 of 10

Date: 08.10.2015

checked by: 



Appendix 2 Photodocumentation

Description: Backside view US25C

Division Medical Technology/
Communication Technology/
EMC

Department: FG

Test report reference:
M/FG-15/160

Page: 4 of 10

Date: 08.10.2015

checked by: *Ah*



Appendix 2 Photodocumentation

Description: Backside view US25D


Division Medical Technology/
Communication Technology/
EMC

Department: FG

Test report reference:
M/FG-15/160

Page: 5 of 10

Date: 08.10.2015

checked by: 



Appendix 2 Photodocumentation

Description: Battery compartment opened

Division Medical Technology/
Communication Technology/
EMC

Department: FG

Test report reference:
M/FG-15/160

Page: 6 of 10

Date: 08.10.2015

checked by: *M*



Appendix 2 Photodocumentation

Description: Microphone detached

Division Medical Technology/
Communication Technology/
EMC

Department: FG

Test report reference:
M/FG-15/160

Page: 7 of 10

Date: 08.10.2015

checked by: *M*



Appendix 2 Photodocumentation

Description: Case opened view #1


Division Medical Technology/
Communication Technology/
EMC


Department: FG

Test report reference:
M/FG-15/160

Page: 8 of 10

Date: 08.10.2015

checked by: 



Appendix 2 Photodocumentation

Description: Case opened view #2

Division Medical Technology/
Communication Technology/
EMC


Department: FG

Test report reference:
M/FG-15/160

Page: 9 of 10

Date: 08.10.2015

checked by: *AA*



Appendix 2 Photodocumentation

Description: Test setup

Division Medical Technology/
Communication Technology/
EMC

Department: FG

Test report reference:
M/FG-15/160

Page: 10 of 10

Date: 08.10.2015

checked by:

