


5.2 Effective radiated power (conducted)

For test instruments and accessories used see section 6 Part CPC 2.

5.2.1 Description of the test location

Test location: AREA4

5.2.2 Photo documentation of the test set-up



5.3 Radiated emissions (electric field) 30 MHz – 40 GHz

For test instruments and accessories used see section 6 Part SER 2, SER 3.

5.3.1 Description of the test location

Test location / distance: OATS1 / 3 meters

Test location / distance: Anechoic Chamber A2 / 3 meters

5.3.2 Photo documentation of the test set-up



FCC ID: V3TGB40FLEXX




5.4 Modulation Limiting Data

For test instruments and accessories used see section 6 Part MLD.

5.4.1 Description of the test location

Test location: AREA4

5.4.2 Photo documentation of the test set-up




5.5 Occupied Bandwidth

For test instruments and accessories used see section 6 Part MB.

5.5.1 Description of the test location

Test location: AREA4

5.5.2 Photo documentation of the test set-up



5.6 Frequency error

For test instruments and accessories used see section 6 Part FE.

5.6.1 Description of the test location

Test location: AREA4

5.6.2 Photo documentation of the test set-up

