

FCC PART 22/24 TEST REPORT

for

Mobile Phone

Model No.: B8

FCC ID: V3H-B8

of

Applicant: TelePaq Technology Inc.

Address: 1F, No. 201, Sec. 2, Tiding Ave. Taipei 114, Taiwan, R.O.C.

Tested and Prepared

by

Taiwan ETS Product Service Co., Ltd.

FCC Registration No.: 930600

Industry Canada filed test laboratory Reg. No. IC 5679A-1

A2LA Accredited No.: 1983.02

PTCRB Accredited Type Certification Test House

Report No.: W6M20802-8869-P-22/24

6F, NO. 58, LANE 188, RUEY-KUANG RD., NEIHU TAIPEI 114, TAIWAN, R.O.C.
TEL: 886-2-66068877 FAX: 886-2-66068879 E-mail: ets@ets-bzt.com.tw



Taiwan ETS Product Service Co., Ltd.

Report Number: W6M20802-8869-P-22/24
FCC ID: V3H-B8

Certification of Test Report

Applicant : TelePaq Technology Inc.
1F, No. 201, Sec. 2, Tiding Ave. Taipei 114, Taiwan, R.O.C.
Manufacturer : TelePaq Technology Inc.
1F, No. 201, Sec. 2, Tiding Ave. Taipei 114, Taiwan, R.O.C.

Tested Equipment :

Type Description : Mobile Phone
Model Number : B8
Series Number : N/A
Brand Name : TelePaq
Operation Frequency : 824.3-848.7MHz / 1850.2 - 1909.7 MHz
RF Output Power :
DC 3.5 V 1) 824.3 - 848.7 MHz : 22.87 dBm (ERP)
2) 1850.2 - 1909.7 MHz : 28.37 dBm (EIRP)
DC 4.2 V 1) 824.3 - 848.7 MHz : 22.87 dBm (ERP)
2) 1850.2 - 1909.7 MHz : 28.37 dBm (EIRP)
Power Supply : Adaptor(I/P:AC100-240V/50-60Hz/0.2A,
O/P:5V/1000mA)
Battery 3.7V / 1100mAH

Regulation Applied : 47CFR Part 22 (2005-10) and Part 24 (2005-10)

Test Method : 47CFR Part 2 (2005), TIA/EIA-603B (2002) and ANSI
C63.4(2003)

I HEREBY CERTIFY THAT: The test results written in this report were derived conscientiously in accordance with the requirements and procedures of 47CFR Part 2(2005) and TIA-603-B(2002), and it was found that the device described above is in compliance with the applicable limits specified in 47CFR Part 22 and Part 24.

Note:

1. The result of this test report is valid only in connection to the sample has been tested at the laboratory of Taiwan ETS Product Service Co. Ltd.
2. This test report shall always be duplicated in full pages unless the written approval of the testing laboratory is obtained.

Test Engineer:

March 7, 2008

Jay Chaing

Date

ETS-Lab.

Name

Signature

Technical responsibility for area of testing:

March 7, 2008

Steven Chuang

Date

ETS

Name

Signature



Report Number: W6M20802-8869-P-22/24
FCC ID: V3H-B8

TABLE OF CONTENTS

1. SUMMARY2

1.1 DESCRIPTION OF TESTED EQUIPMENT2

1.2 DATE OF TESTING PROCESSING2

1.3 MODIFICATION INFORMATION2

1.4 TEST STANDARDS.....2

1.5 SUMMARY OF TEST RESULT3

2. GENERAL INFORMATION4

2.1 TESTING LABORATORY4

 2.1.1 Location4

 2.1.2 Details of accreditation status4

2.2 DETAILS OF APPROVAL HOLDER.....4

2.3 DESCRIPTION OF TESTED SYSTEM.....5

2.4 TEST ENVIRONMENT6

2.5 GENERAL TEST REQUIREMENT6

2.6 TEST EQUIPMENT LIST7

3. RF POWER OUTPUT9

3.1 TEST PROCEDURE.....9

 3.1.1 Conducted Method.....9

 3.1.2 Radiated Method.....9

3.2 TEST RESULTS11

4. MODULATION CHARACTERISTICS12

4.1 TEST PROCEDURE.....12

4.2 TEST RESULTS12

5. OCCUPIED BANDWIDTH.....13

5.1 TEST PROCEDURE.....13

5.2 TEST RESULTS13

6. SPURIOUS EMISSIONS AT ANTENNA TERMINALS14

6.1 TEST PROCEDURE.....14

6.2 TEST RESULTS14

6.3 EXPLANATION OF TEST RESULT.....16

6.4 CALCULATION OF LIMIT FOR SPURIOUS AT ANTENNA TERMINALS.....16

7. FIELD STRENGTH OF SPURIOUS RADIATION17

7.1 TEST PROCEDURE.....17

7.2 TEST RESULTS17

7.3 EXPLANATION OF TEST RESULT.....29

7.4 CALCULATION OF LIMIT FOR FIELD STRENGTH OF SPURIOUS29

8. FREQUENCY STABILITY30

8.1 TEST PROCEDURE.....30

8.2 TEST RESULTS31

 8.2.1 Frequency Stability vs. Temperature31

 8.2.2 Frequency Stability vs. Voltage33

APPENDIX.....35



Report Number: W6M20802-8869-P-22/24
FCC ID: V3H-B8

1. Summary

1.1 Description of tested equipment

The equipment tested is a Mobile Phone with GSM/GPRS functions. The operation frequency bands and rated RF output power are listed as follows:

824.3-848.7 MHz (Cellular, Part 22), 0.1936W (ERP)
1850.2-1909.7 MHz (Cellular, Part 24), 0.68706844 W (EIRP)

This test report only contains test requirements specified in 47CFR Part 22 and Part 24 for Mobile Phone.

1.2 Date of testing processing

Test sample received: February 15, 2008

Test finished: March 7, 2008

Other Information: None

1.3 Modification Information

No modification was made during the all test items been performed.

1.4 Test standards

Technical standard: FCC Part 2 (2005), TIA-603-B (2002), ANSI C63.4 (2003)

Deviation from test standard: None



Report Number: W6M20802-8869-P-22/24
FCC ID: V3H-B8

1.5 Summary of test result

Band: 850MHz

Section in this Report	Test Item	Relevant Section	Verdict
3.2	RF power output	2.1046(a), 22.913(a)	Pass
4.2	Modulation characteristics	2.1047	Not Required
5.2	Occupied bandwidth	2.1049(h)	Pass
6.2	Spurious emissions at antenna terminals	22.917(a), 2.1051	Pass
7.2	Field strength of spurious radiation	22.917(a), 2.1053	Pass
8.2	Frequency stability	2.1055(a) 2.1055(d)	Pass

Band: 1900MHz

Section in this Report	Test Item	Relevant Section	Verdict
3.2	RF power output	2.1046(a), 24.232(b)	Pass
4.2	Modulation characteristics	2.1047	Not Required
5.2	Occupied bandwidth	2.1049(h)	Pass
6.2	Spurious emissions at antenna terminals	24.238(a), 2.1051	Pass
7.2	Field strength of spurious radiation	24.238(a), 2.1053	Pass
8.2	Frequency stability	2.1055(a) 2.1055(d)	Pass



Taiwan ETS Product Service Co., Ltd.

Report Number: W6M20802-8869-P-22/24
FCC ID: V3H-B8

2. General Information

2.1 Testing laboratory

2.1.1 Location

OATS
No.5-1, Shuang Sing Village,
LiShuei Rd., Wanli Township,
Taipei County 207, Taiwan (R.O.C.)

Company
Taiwan ETS Product Service Co., Ltd.
6F, NO. 58, LANE 188, RUEY-KUANG RD.
NEIHU, TAIPEI 114, TAIWAN R.O.C.
Tel : 886-2-66068877
Fax : 886-2-66068879

2.1.2 Details of accreditation status

Accredited testing laboratory
A2LA-registration number: 1983.02
FCC filed test laboratory Reg. No. 930600
Industry Canada filed test laboratory Reg. No. IC 5679A-1
PTCRB Accredited Type Certification Test House

2.2 Details of approval holder

Name: TelePaq Technology Inc.
Street: 1F, No. 201, Sec. 2, Tiding Ave.
Town: Taipei 114
Country: Taiwan, R.O.C.
Telephone: 886-2-2657-6883
Fax: 886-2-2659-2663

Manufacturer: (if applicable)

Name: ./.
Street: ./.
Town: ./.
Country: ./.



Report Number: W6M20802-8869-P-22/24
FCC ID: V3H-B8

2.3 Description of Tested System

The EUT was tested alone without the Accessories or Peripherals.

Equipment	Model No.	Series No.	Software	Cable information	Note
Without Peripherals					

Frequency Range:

Band: 850MHz

Band: 1900MHz

Frequencies Selected to be investigated:

Band: 850MHz

Low Frequency (ch 128) : 824.274 MHz

Mid Frequency (ch 188) : 836.269 MHz

High Frequency (ch 251) : 848.737 MHz

Band: 1900MHz

Low Frequency (ch 512) : 1850.177 MHz

Mid Frequency (ch 661) : 1879.985 MHz

High Frequency (ch 810) : 1909.713 MHz

Antenna Type : Embedded Antenna

Antenna Gain : 1.93 dBi

Power supply : Adaptor (I/P: AC100-240V/ 50-60Hz / 0.2A, O/P: 5V/1000mA)
Battery 3.7V / 1100mAH

Operation modes : GSM , GPRS



Report Number: W6M20802-8869-P-22/24
FCC ID: V3H-B8

2.4 Test environment

Temperature: 27 °C
Relative humidity content: 54 %
Air pressure: 86-103 Kpa

2.5 General Test Requirement

Radiated Emission: For investigated frequency is equal to or below 1GHz, the RBW and VBW of the spectrum analyzer was 100 kHz and 100 kHz respectively with an appropriate sweep speed.

For investigated frequency is above 1GHz, both of RBW and VBW of the spectrum analyzer were 1 MHz with an appropriate sweep speed. The analyzer was calibrated in dB above a microvolt at the output of the antenna.

The table used for radiated measurements is capable of continuous rotation. The spectrum was scanned from 30 MHz to the frequency specified as follows:

- (1) If the intentional radiator operates below 10 GHz: to the tenth harmonic of the highest fundamental frequency or to 40 GHz, whichever is lower.
- (2) If the intentional radiator operates at or above 10 GHz and below 30 GHz: to the fifth harmonic of the highest fundamental frequency or to 100 GHz, whichever is lower.
- (3) If the intentional radiator operates at or above 30 GHz: to the fifth harmonic of the highest fundamental frequency or to 200 GHz, whichever is lower, unless specified otherwise elsewhere in the rules.

For hand-held devices, a exploratory test was performed with three (3) orthogonal planes to determine the highest emissions.

When an emission was found, the table was rotated to produce the maximum signal strength. At this point, the antenna was raised and lowered from 1m to 4m. The antenna was placed in both the horizontal and vertical planes.



Taiwan ETS Product Service Co., Ltd.

Report Number: W6M20802-8869-P-22/24

FCC ID: V3H-B8

2.6 Test Equipment List

No.	Test equipment	Type	Serial No.	Manufacturer	Cal. Date	Next Cal. Date
ETSTW-CE 001	EMI TEST RECEIVER	ESHS10	842121/013	R&S	2007/10/15	2008/10/14
ETSTW-CE 002	PREREULATOR MODE DC POWER SUPPLY	None	None		Function Test	
ETSTW-CE 003	AC POWER SOURCE	APS-9102	D161137	GW	Function Test	
ETSTW-CE 004	ZWEILEITER-V-NETZNACHBILDUNG TWO-LINE V-NETWORK	ESH3-Z5	840731/011	R&S	2007/10/15	2008/10/14
ETSTW-CE 005	Line-Impedance Stabilisation Network	NNBM 8126D	137	Schwarzbeck	2007/10/15	2008/10/14
ETSTW-CE 006	IMPULSBEGRENZER PULSE LIMITER	ESH3-Z2	100226	R&S	2007/5/11	2008/5/10
ETSTW-CE 008	ABSORBING CLAMP	MDS 21	3469	Schwarzbeck	2007/10/23	2009/10/22
ETSTW-CE 009	TEMP.&HUMIDITY CHAMBER	GTH-225-40-1P-U	MAA0305-009	GIANT FORCE	2007/8/2	2008/8/1
ETSTW-CE 013	CISPR 22 TWO BALANCED TELECOM PAIRS IMPEDANCE STABILIZATION NETWORK	FCC-TLISN-T4-02	20242	FCC	2007/11/2	2009/11/1
ETSTW-CE 014	CISPR 22 TWO BALANCED TELECOM PAIRS IMPEDANCE STABILIZATION NETWORK	FCC-TLISN-T2-02	20241	FCC	2005/12/7	2008/12/6
ETSTW-CE 015	CISPR 22 TWO BALANCED TELECOM PAIRS IMPEDANCE STABILIZATION NETWORK	FCC-TLISN-T8-02	20307	FCC	2006/11/7	2008/11/6
ETSTW-CE 016	TWO-LINE V-NETWORK	ENV216	100050	R&S	2007/10/29	2008/10/28
ETSTW-RE 002	Function Generator	33220A	MY43004982	Agilent	2007/10/12	2009/10/11
ETSTW-RE 003	EMI TEST RECEIVER	ESI 26	831438/001	R&S	2007/12/3	2008/12/2
ETSTW-RE 004	EMI TEST RECEIVER	ESI 40	832427/004	R&S	2007/10/29	2008/10/28
ETSTW-RE 005	EMI TEST RECEIVER	ESVS10	843207/020	R&S	2007/10/11	2008/10/12
ETSTW-RE 010	PROGRAMMABLE LINEAR POWER SUPPLY	LPS-305	30503070181	MOTECH	Function Test	
ETSTW-RE 011	PROGRAMMABLE LINEAR POWER SUPPLY	LPS-305	30503070165	MOTECH	Function Test	
ETSTW-RE 017	Log-Periodic Antenna	HL025	352886/001	R&S	2006/5/4	2008/5/3
ETSTW-RE 018	MICROWAVE HORN ANTENNA	AT4560	27212	AR	2007/11/7	2010/11/6
ETSTW-RE 020	MICROWAVE HORN ANTENNA	AT4002A	306915	AR	Function Test	
ETSTW-RE 021	SWEEP GENERATOR	SWM05	835130/010	R&S	2007/10/9	2008/10/8
ETSTW-RE 027	Passive Loop Antenna	6512	00034563	EMCO	2007/6/29	2008/6/28
ETSTW-RE 028	Log-Periodic DipoleArray Antenna	3148	34429	EMCO	2006/5/26	2008/5/25
ETSTW-RE 029	Biconical Antenna	3109	33524	EMCO	2006/5/26	2008/5/25
ETSTW-RE 030	Double-Ridged Guide Horn Antenna	3117	00035224	EMCO	2006/5/3	2008/5/2
ETSTW-RE 032	Millivoltmeter	URV 55	849086/013	R&S	2007/10/9	2008/10/8
ETSTW-RE 033	WaveRunner 6000A Serise Oscilloscope	WAVERUNNER 6100A	LCRY0604P14508	LeCroy	2007/7/9	2008/7/8



Taiwan ETS Product Service Co., Ltd.

Report Number: W6M20802-8869-P-22/24

FCC ID: V3H-B8

ETSTW-RE 034	Power Sensor	URV5-Z4	839313/006	R&S	2007/10/16	2009/10/15
ETSTW-RE 042	Biconical Antenna	HK116	100172	R&S	2007/1/11	2009/1/10
ETSTW-RE 043	Log-Periodic Dipole Antenna	HL223	100166	R&S	2006/5/8	2008/5/7
ETSTW-RE 044	Log-Periodic Antenna	HL050	100094	R&S	2006/5/29	2008/5/28
ETSTW-RE 047	ESA-E SERIES SPECTRUM ANALYZER	E4445A	MY46181369	Agilent	2007/7/19	2008/7/18
ETSTW-RE 048	Triple Loop Antenna	HXYZ 9170	HXYZ 9170-134	Schwarzbeck	2005/3/22	2008/3/21
ETSTW-RE 049	TRILOG Super Broadband test Antenna	VULB 9160	9160-3185	Schwarzbeck	2007/5/2	2009/5/1
ETSTW-RE 055	SPECTRUM ANALYZER	FSU-26	200074	R&S	2007/7/16	2008/7/15
ETSTW-RE 064	Bluetooth Test Set	MT8852B-042	6K00005709	Anritsu	Function Test	
ETSTW-RE 072	CELL SITE TEST SET	8921A	3339A00375	HP	2007/7/2	2009/7/1
ETSTW-GSM 01	SIM Simulator	IT3	B2004-50106	COMPRION	2007/7/23	2008/7/22
ETSTW-GSM 02	Universal Radio Communication Tester	CMU 200	109439	R&S	2007/10/17	2008/10/16
ETSTW-GSM 03	Agilent 8960 Test Set 1	E5515C	GB44052675	Agilent	2006/6/26	2008/6/25
ETSTW-GSM 04	Agilent 8960 Test Set 2	E5515C	GB44052665	Agilent	2006/6/29	2008/6/28
ETSTW-GSM 05	Agilent 8960 Test Set 3	E5515C	GB44052652	Agilent	2006/7/11	2008/7/10
ETSTW-GSM 06	Agilent 8960 Test Set 4	E5515C	GB44052684	Agilent	2006/7/4	2008/6/3
ETSTW-GSM 07	Agilent 8960 Test Set 5	E5515C	GB44052658	Agilent	2006/7/12	2008/7/11
ETSTW-GSM 08	Agilent 8960 Test Set 6	E5515C	GB44052666	Agilent	2006/7/6	2008/7/5
ETSTW-GSM 09	Controller PC	Dell GX 270	700F61J	Dell	Function Test	
ETSTW-GSM 10	Anite Combiner	B4605/100	0053	Wessex / Anite	2006/9/22	2008/9/21
ETSTW-GSM 11	GSM 850,900,1800,1900 Test system	TS8950G	100039	R&S	2008/1/18	2010/1/17
ETSTW-GSM 12	Acoustical Calibrator	4231	2463874	Brüel&Kjær	2007/8/2	2008/8/1
ETSTW-GSM 13	Conditioning Amplifier	2690--0S2	2437856	Brüel&Kjær	2007/8/2	2008/8/1
ETSTW-GSM 14	Telephone Test Head	4602B	2465324	Brüel&Kjær	Function Test	
ETSTW-GSM 15	Mouth Simulator	4227	2462516	Brüel&Kjær	2007/8/2	2008/8/1
ETSTW-GSM 16	TEMP.&HUMIDITY CHAMBER	GTH-120-40-1P-U	MAA0501002	GIANT FORCE	2007/12/28	2008/12/27
ETSTW-GSM 17	ANTENNT COPLER	CMU-Z10	100988	R&S	Function Test	
ETSTW-GSM 18	AUDIO ANALYZER	UPL16	100173	R&S	2007/10/25	2008/10/24
ETSTW-GSM 23	SPLITTER	4901.19.A	None	SUHNER	Function Test	
ETSTW-GSM 24	Vibration Testing System	VS-100V	5494	Vibration	2007/12/11	2008/12/10
ETSTW-GSM 29	Microphone	4185	2463004	Brüel&Kjær	2007/8/2	2008/8/1
ETSTW-GSM 30	Ear Simulator	4195	2457416	Brüel&Kjær	2007/8/2	2008/8/1

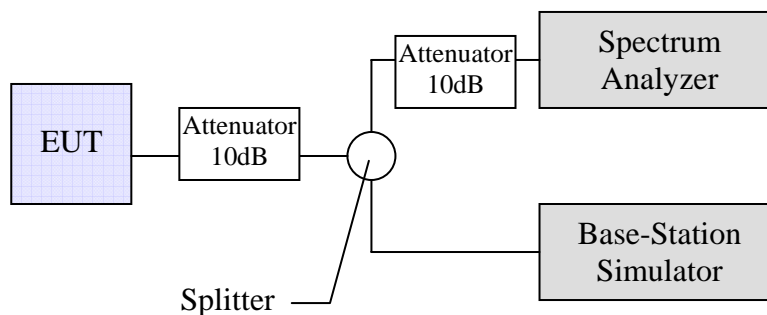
3. RF Power Output

3.1 Test procedure

3.1.1 Conducted Method

Per 47CFR Part 2.1046, the RF power output shall be measured at the RF output terminals and following procedure is employed:

The transmitter output was connected as the following figure:



The whole connection system is calibrated with a standard signal generator. Power on and make a link from simulator to EUT and then set the EUT to maximum output power.

Measure the RF power with the spectrum analyzer in accordance with the following settings:

RBW: 300 kHz for Frequency below 1GHz and 1MHz for Frequency equal to and above 1GHz.

VBW: 300 kHz for Frequency below 1GHz and 1MHz for Frequency equal to and above 1GHz.

Span: 2MHz

Sweep: 3s

The power output at the transmitter antenna terminal is then determined by assigning the value of the corrected factor to the spectrum analyzer reading.

Tests were performed at three frequencies (low, middle and high channels) and operation mode selected.

3.1.2 Radiated Method

If the conducted measurement is not practical due to the integral antenna, the radiated measurement will be performed in accordance with the following procedure:

The EUT was positioned on a non-conductive turntable, 0.8m above the ground on an open test site.

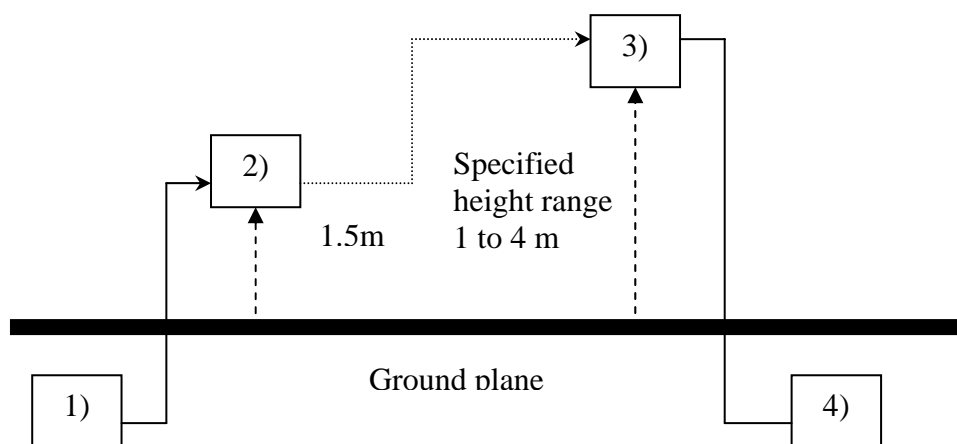
The radiated emission at the fundamental frequency was measured at 3m distance with a test antenna and spectrum analyzer.

Worst case emission was recorded with the rotation of the turntable and the raising and lowering of the test antenna.

Substitution RF power Measurement at Taiwan ETS Product Service Co., Ltd.
General :

The applied substitution method follows ANSI/TIA/EIA-603, ANSI/TIA/EIA-102.CAAA or the appropriate ETSI rules respectively.

The actual signal generated by the EUT can be determined by means of a substitution measurement in which a known signal source replaces the device to be measured.



- 1) Signal generator;
- 2) Substitution antenna;
- 3) Test antenna;
- 4) Spectrum analyzer or selective voltmeter.

The substitution antenna replaces the transmitter antenna at the same position and in vertical polarization. The frequency of the signal generator shall be adjusted to the measurement frequency.

The test antenna shall be raised or lowered, if necessary, to ensure that the maximum signal is still received. The input signal to the substitution antenna shall be adjusted in level until an equal or a known related level to that detected from the transmitter is obtained in the measurement receiver.

If a fully anechoic chamber is used as test site in order to provide free space conditions there is no need to change the height of the antenna.

The measurement will be repeated in horizontal position.

Calibration:

In order to make this kind of measurement more effective and to avoid subjective measurement faults ETS has installed automatic computer controlled measurement procedures.

With the above described substitution method a test site is calibrated over the full frequency range which is used in suitable frequency steps. For a certain power level on the substitution antenna the received power over the whole frequency range is documented. All necessary antenna gains, cable losses, filter losses and amplifications of preamplifiers are taken in



Report Number: W6M20802-8869-P-22/24
FCC ID: V3H-B8

consideration. The summary of this calibration measurement performs a transducer factor that is related to the considered test site and a certain measurement distance. Differences of the radiated power levels of different test samples are determined by internal attenuation of measurement receiver. The proper function of such test site will be maintained by short term plausibility checks and periodical re-calibration.

Testing:

The test sample will be putted on the table at the defined position and the radiated power will be receiver and documented by the measurement receiver.

On test sites with ground plane the measurement antenna will be lowered and raised to maximum values at significant frequencies.

For peak power measurements the sample is turned by the turntable over 360 degree in order to find the direction with the maximum radiation or to document the max reading with the MAXHOLD function during the rotation.

3.2 Test Results

- Conducted Measurement
- Radiated Measurement

DC 3.5 V

Frequency (MHz)	ERP (dBm)	EIRP (dBm)	Limit (dBm)	Result
824.1242	21.89	24.04	38.45	Pass
836.2470	22.85	25.00	38.45	Pass
848.6874	22.87	25.02	38.45	Pass
1850.1800	26.22	28.37	33	Pass
1879.9000	23.43	25.58	33	Pass
1909.5390	22.47	24.62	33	Pass

DC 4.2 V

Frequency (MHz)	ERP (dBm)	EIRP (dBm)	Limit (dBm)	Result
824.2243	21.95	24.10	38.45	Pass
836.0160	22.84	24.99	38.45	Pass
848.6874	22.87	25.02	38.45	Pass
1849.9800	26.22	28.37	33	Pass
1879.8600	23.43	25.58	33	Pass
1909.7800	22.54	24.69	33	Pass

Test equipment: ETSTW-RE 003, ETSTW-RE 043, ETSTW-GSM 02

Note: Please refer to appendix A for plot data.

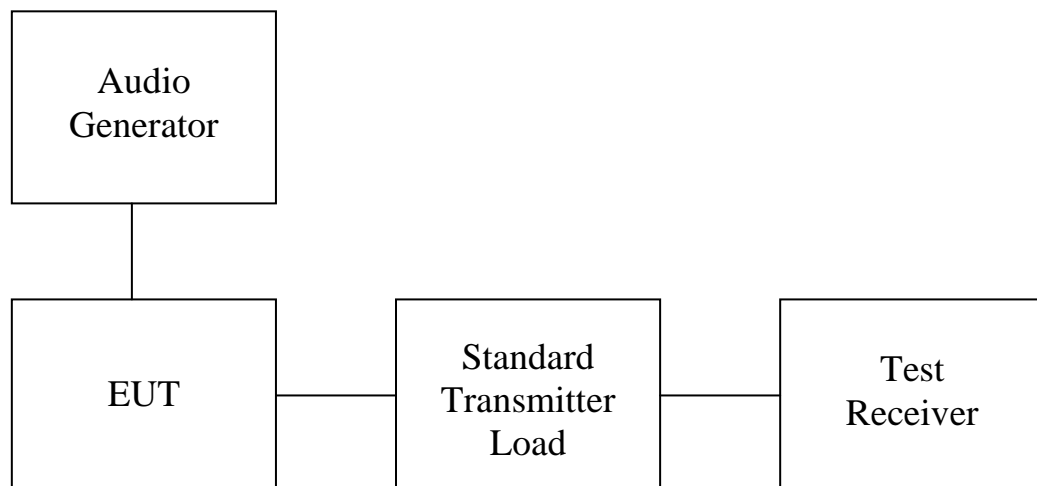


Report Number: W6M20802-8869-P-22/24
FCC ID: V3H-B8

4. Modulation Characteristics

4.1 Test procedure

- A curve or equivalent data showing the frequency response of the audio modulating circuit over a range of 100 to 5000 Hz shall be submitted. The audio signal generator is connected to the audio input of the EUT with its full rating. The modulation response is measured at certain modulation frequencies, related to 1000Hz reference signal. Tests are performed for positive and negative modulation.
- Equipment which employs modulation Limiting: A curve or family of curves showing the percentage of modulation versus the modulation input voltage shall be supplied. The audio signal generator is connected to the audio input of the EUT with its full rating. The modulation limiting is measured at certain modulation frequencies from 100Hz to 15kHz.



4.2 Test Results

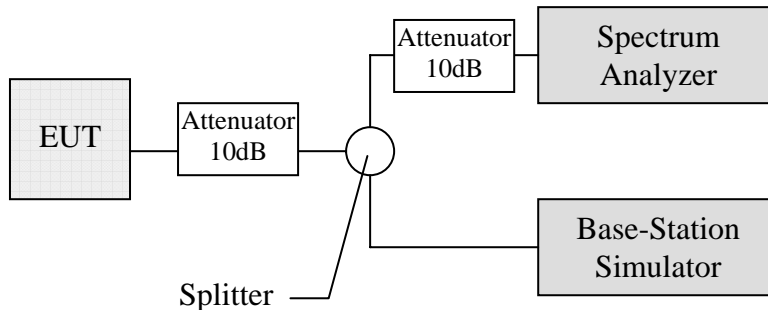
For digital modulation employed, this test item is not applicable.

5. Occupied Bandwidth

The occupied bandwidth, that is the frequency bandwidth such that, below its lower and above its upper frequency limits, the mean powers radiated are each equal to 0.5 percent of the total mean power. Near the carrier an Emission Mask is defined by the standard.

5.1 Test procedure

The RF output of the transceiver was connected as the following figure. Occupied Bandwidth was measured with a occupied bandwidth function of the analyzer at 99% power was occupied. Then set the spectrum analyzer to cover the upper and lower band edges to measure emission mask.



5.2 Test Results

Occupied Channel Bandwidth (kHz)	
Channel 128	246.794871795 kHz
Channel 188	245.192307692 kHz
Channel 251	245.192307692 kHz
Channel 512	243.589743590 kHz
Channel 661	245.192307692 kHz
Channel 810	245.192307692 kHz
-26dB Channel Bandwidth (kHz)	
Channel 128	328.525641026 kHz
Channel 188	328.525641026 kHz
Channel 251	330.128205128 kHz
Channel 512	326.923076923 kHz
Channel 661	326.923076923 kHz
Channel 810	326.923076923 kHz

Test equipment: ETSTW-RE 003, ETSTW-RE 043, ETSTW-GSM 02

Note: Please refer to appendix for plot data.

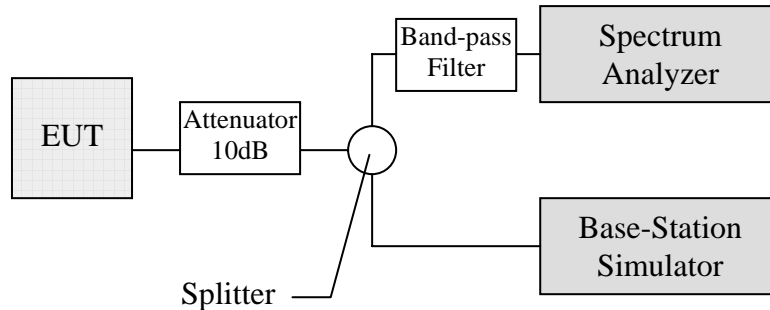
6. Spurious Emissions at Antenna Terminals

6.1 Test procedure

This transmitter output was connected to a calibrated coaxial attenuator, the other end of which was connected to a spectrum analyzer via a three-port splitter. Please refer to the following figure. Transmitter output was derived with the spectrum analyzer in dBm.

The Spurious Emissions at Antenna Terminals was measured by the spectrum analyzer with a suitable notch filter and/or Band-pass filter.

Tests were performed with an un-modulated carrier at three frequencies (low, middle and high channels) and on all power levels, which can be set-up on the transmitters.



6.2 Test Results

CH128

Frequency (MHz)	Power Measured (dBm)	Compliance Limit (dBm)	Margin (dB)
71.410256410	-35.99	-13	-22.99
616.666666667	-35.82	-13	-22.82
1649.038462	-19.91	-13	-6.91
5769.400000	-38.26	-13	-25.26
9890.400000	-37.33	-13	-24.33
15659.800000	-36.48	-13	-23.48
18956.600000	-36.37	-13	-23.37

CH188

Frequency (MHz)	Power Measured (dBm)	Compliance Limit (dBm)	Margin (dB)
116.634615385	-36.44	-13	-23.44
560.256410256	-36.73	-13	-23.73
1673.076923	-20.01	-13	-7.01
6689.600000	-38.33	-13	-25.33
10034.400000	-37.50	-13	-24.50
15051.600000	-37.68	-13	-24.68
20905.000000	-36.36	-13	-23.36



Taiwan ETS Product Service Co., Ltd.

Report Number: W6M20802-8869-P-22/24
 FCC ID: V3H-B8

CH251

Frequency (MHz)	Power Measured (dBm)	Compliance Limit (dBm)	Margin (dB)
113.365384615	-36.59	-13	-23.59
562.820512821	-35.61	-13	-22.61
1697.115385	-20.28	-13	-7.28
4244.000000	-37.97	-13	-24.97
9336.800000	-37.64	-13	-24.64
13580.800000	-37.32	-13	-24.32
19522.400000	-37.10	-13	-24.10

Idle mode

Frequency (MHz)	Power Measured (dBm)	Compliance Limit (dBm)	Margin (dB)
59.967948718	-43.19	-13	-30.19
715.384615385	-44.17	-13	-31.17
3500.000000	-44.12	-13	-31.12
4897.435897	-44.46	-13	-31.46
10283.653846	-44.08	-13	-31.08
14760.817308	-44.22	-13	-31.22
25750.801282	-43.86	-13	-30.86

CH512

Frequency (MHz)	Power Measured (dBm)	Compliance Limit (dBm)	Margin (dB)
36.266025641	-36.53	-13	-23.53
984.615384615	-35.47	-13	-22.47
3700.400000	-38.80	-13	-25.80
7400.800000	-38.09	-13	-25.09
11101.200000	-37.88	-13	-24.88
16651.800000	-37.73	-13	-24.73
24052.600000	-37.18	-13	-24.18

CH661

Frequency (MHz)	Power Measured (dBm)	Compliance Limit (dBm)	Margin (dB)
177.660256410	-36.99	-13	-23.99
875.641025641	-35.92	-13	-22.92
3760.000000	-39.02	-13	-26.02
5640.000000	-38.36	-13	-25.36
9400.000000	-38.08	-13	-25.08
13080.000000	-36.66	-13	-23.66
24360.000000	-35.27	-13	-22.27



Report Number: W6M20802-8869-P-22/24
FCC ID: V3H-B8

CH810

Frequency (MHz)	Power Measured (dBm)	Compliance Limit (dBm)	Margin (dB)
98.653846154	-35.94	-13	-22.94
502.564102564	-36.57	-13	-23.57
3819.600000	-38.77	-13	-25.77
5729.400000	-39.19	-13	-26.19
11458.800000	-38.14	-13	-38.01
15278.400000	-37.76	-13	-24.76
24827.400000	-35.47	-13	-22.47

Idle mode

Frequency (MHz)	Power Measured (dBm)	Compliance Limit (dBm)	Margin (dB)
100.288461538	-42.91	-13	-29.91
574.358974359	-44.27	-13	-31.27
1495.192308	-44.03	-13	-31.03
5583.333333	-43.90	-13	-30.90
9415.865385	-44.23	-13	-31.23
14289.663462	-44.25	-13	-31.25
23108.173077	-43.42	-13	-30.42

Test equipment: ETSTW-RE 003, ETSTW-GSM 02, ETSTW-GSM 23

Note: Please refer to appendix for plot data.

6.3 Explanation of test result

All factors like cable loss and external attenuation etc. are already included in the provided measurement results. This is done by using validated test software and calibrated test system according the accreditation requirements.

6.4 Calculation of Limit for Spurious at Antenna Terminals

Compliance with § 22.917(a) requires that any emission be attenuated below the transmitter power at least $43 + 10 \log_{10} P$ (P = transmitter power in Watts).

The compliance limit was calculated as an example per the following:

Maximum transmitter output power: $P=0.68706844$ Watts

Required attenuation: $A=43 + 10 \log_{10} P$

Limit for Spurious Emissions at Antenna Terminals: $L=P-A=-13$ dBm



Report Number: W6M20802-8869-P-22/24
 FCC ID: V3H-B8

7. Field Strength of Spurious Radiation

7.1 Test procedure

The test procedure for field strength measurement is same as radiated power except for a notch filter or band pass filter is used to avoid the influence of fundamental to the pre-amplifier.

The measurements below 1GHz were performed with a measurement bandwidth of 100kHz, above 1GHz with a bandwidth of 1 MHz.

7.2 Test Results

The measurements of the spurious emission at the upper, center and lower channel.

Active mode

3.5V

Model: B8 Date: 2008/2/19
 Mode: 850 band (ch128) Temperature: 26 °C Engineer: Michael
 Polarization: Horizontal Humidity: 60 %

Frequency (MHz)	Reading (dBm) Peak	Factor (dB) Corr.	Result (dBm)	Limit (dBm)	Margin (dB)	Table Degree (Deg.)	Ant. High (cm)
261.042	-95.27	31.90	-63.37	-13.00	-50.37	100	150
523.671	-60.57	-6.09	-66.66	-13.00	-53.66	115	150
913.152	-65.38	-0.67	-66.05	-13.00	-53.05	115	150
1649.299	-38.68	4.05	-34.63	-13.00	-21.63	125	150
2472.946	-46.57	6.75	-39.82	-13.00	-26.82	130	150
3296.800	-62.72	11.26	-51.46	-13.00	-38.46	120	150
4121.000	-58.62	10.37	-48.25	-13.00	-35.25	130	150
4945.200	-57.05	9.47	-47.58	-13.00	-34.58	120	150
5769.400	-59.48	13.70	-45.78	-13.00	-32.78	120	150

Polarization: Vertical

Frequency (MHz)	Reading (dBm) Peak	Factor (dB) Corr.	Result (dBm)	Limit (dBm)	Margin (dB)	Table Degree (Deg.)	Ant. High (cm)
245.351	-94.80	29.87	-64.93	-13.00	-51.93	105	150
498.469	-56.79	-6.52	-63.31	-13.00	-50.31	110	150
914.968	-64.59	0.17	-64.42	-13.00	-51.42	110	150
1649.299	-40.69	3.60	-37.09	-13.00	-24.09	120	150
2472.946	-53.16	4.66	-48.50	-13.00	-35.50	125	150
3296.800	-62.98	9.04	-53.94	-13.00	-40.94	120	150
4121.000	-58.04	8.59	-49.45	-13.00	-36.45	125	150
4945.200	-57.51	7.51	-50.00	-13.00	-37.00	130	150
5769.400	-59.95	11.36	-48.59	-13.00	-35.59	130	150



Taiwan ETS Product Service Co., Ltd.

Report Number: W6M20802-8869-P-22/24
 FCC ID: V3H-B8

Mode: 850 band (ch188)

Polarization: Horizontal

Frequency (MHz)	Reading (dBm) Peak	Factor (dB) Corr.	Result (dBm)	Limit (dBm)	Margin (dB)	Table Degree (Deg.)	Ant. High (cm)
259.419	-94.55	31.93	-62.62	-13.00	-49.62	110	150
619.231	-65.01	-2.23	-67.24	-13.00	-54.24	115	150
900.140	-65.78	-0.34	-66.12	-13.00	-53.12	115	150
1673.347	-41.71	5.09	-36.62	-13.00	-23.62	110	150
2508.600	-61.79	7.21	-54.58	-13.00	-41.58	115	150
3344.800	-61.83	11.52	-50.31	-13.00	-37.31	120	150
4181.000	-57.00	10.04	-46.96	-13.00	-33.96	130	150
5017.200	-58.16	9.48	-48.68	-13.00	-35.68	120	150
5853.400	-59.69	14.23	-45.46	-13.00	-32.46	125	150

Polarization: Vertical

Frequency (MHz)	Reading (dBm) Peak	Factor (dB) Corr.	Result (dBm)	Limit (dBm)	Margin (dB)	Table Degree (Deg.)	Ant. High (cm)
257.796	-94.62	29.82	-64.80	-13.00	-51.80	105	150
517.371	-58.03	-6.50	-64.53	-13.00	-51.53	120	150
903.772	-61.32	0.33	-60.99	-13.00	-47.99	120	150
1673.347	-42.82	4.33	-38.49	-13.00	-25.49	110	150
2508.600	-62.38	4.85	-57.53	-13.00	-44.53	105	150
3344.800	-62.59	9.38	-53.21	-13.00	-40.21	115	150
4181.000	-57.94	8.35	-49.59	-13.00	-36.59	120	150
5017.200	-57.63	7.17	-50.46	-13.00	-37.46	130	150
5853.400	-60.27	12.02	-48.25	-13.00	-35.25	135	150

Mode: 850 band (ch251)

Polarization: Horizontal

Frequency (MHz)	Reading (dBm) Peak	Factor (dB) Corr.	Result (dBm)	Limit (dBm)	Margin (dB)	Table Degree (Deg.)	Ant. High (cm)
258.878	-95.13	31.80	-63.33	-13.00	-50.33	120	150
598.229	-65.35	-2.23	-67.58	-13.00	-54.58	115	150
908.008	-63.21	-0.54	-63.75	-13.00	-50.75	115	150
1697.395	-45.97	6.13	-39.84	-13.00	-26.84	115	150
2546.400	-64.58	8.07	-56.51	-13.00	-43.51	120	150
3395.200	-63.44	11.75	-51.69	-13.00	-38.69	125	150
4244.000	-58.02	9.62	-48.40	-13.00	-35.40	130	150
5092.800	-58.80	9.95	-48.85	-13.00	-35.85	135	150
5941.600	-60.19	14.59	-45.60	-13.00	-32.60	140	150



Taiwan ETS Product Service Co., Ltd.

Report Number: W6M20802-8869-P-22/24
 FCC ID: V3H-B8

Polarization: Vertical

Frequency (MHz)	Reading (dBm) Peak	Factor (dB) Corr.	Result (dBm)	Limit (dBm)	Margin (dB)	Table Degree (Deg.)	Ant. High (cm)
251.303	-93.95	29.84	-64.11	-13.00	-51.11	115	150
489.018	-61.33	-6.48	-67.81	-13.00	-54.81	110	150
914.665	-64.47	0.17	-64.30	-13.00	-51.30	120	150
1697.395	-49.40	5.07	-44.33	-13.00	-31.33	120	150
2546.400	-63.66	5.32	-58.34	-13.00	-45.34	125	150
3395.200	-62.70	9.75	-52.95	-13.00	-39.95	130	150
4244.000	-56.43	7.25	-49.18	-13.00	-36.18	125	150
5092.800	-58.93	7.62	-51.31	-13.00	-38.31	130	150
5941.600	-58.93	12.61	-46.32	-13.00	-33.32	135	150

4.2V

Mode: 850 band (ch128)

Polarization: Horizontal

Frequency (MHz)	Reading (dBm) Peak	Factor (dB) Corr.	Result (dBm)	Limit (dBm)	Margin (dB)	Table Degree (Deg.)	Ant. High (cm)
259.419	-95.10	31.93	-63.17	-13.00	-50.17	110	150
523.671	-61.46	-6.09	-67.55	-13.00	-54.55	115	150
917.691	-64.22	-0.79	-65.01	-13.00	-52.01	125	150
1649.299	-38.83	4.05	-34.78	-13.00	-21.78	120	150
2472.946	-46.49	6.75	-39.74	-13.00	-26.74	125	150
3296.800	-62.93	11.26	-51.67	-13.00	-38.67	120	150
4121.000	-58.62	10.37	-48.25	-13.00	-35.25	125	150
4945.200	-56.85	9.47	-47.38	-13.00	-34.38	130	150
5769.400	-59.33	13.70	-45.63	-13.00	-32.63	125	150

Polarization: Vertical

Frequency (MHz)	Reading (dBm) Peak	Factor (dB) Corr.	Result (dBm)	Limit (dBm)	Margin (dB)	Table Degree (Deg.)	Ant. High (cm)
246.433	-94.84	29.86	-64.98	-13.00	-51.98	115	150
498.469	-56.39	-6.52	-62.91	-13.00	-49.91	120	150
916.481	-64.71	0.15	-64.56	-13.00	-51.56	120	150
1649.299	-40.29	3.60	-36.69	-13.00	-23.69	120	150
2472.946	-52.46	4.66	-47.80	-13.00	-34.80	115	150
3296.800	-62.72	9.04	-53.68	-13.00	-40.68	125	150
4121.000	-58.62	8.59	-50.03	-13.00	-37.03	125	150
4945.200	-57.43	7.51	-49.92	-13.00	-36.92	130	150
5769.400	-59.57	11.36	-48.21	-13.00	-35.21	135	150



Taiwan ETS Product Service Co., Ltd.

Report Number: W6M20802-8869-P-22/24
FCC ID: V3H-B8

Mode: 850 band (ch188)

Polarization: Horizontal

Frequency (MHz)	Reading (dBm) Peak	Factor (dB) Corr.	Result (dBm)	Limit (dBm)	Margin (dB)	Table Degree (Deg.)	Ant. High (cm)
261.042	-94.51	31.90	-62.61	-13.00	-49.61	110	150
622.381	-64.96	-2.23	-67.19	-13.00	-54.19	115	150
980.331	-63.85	-0.28	-64.13	-13.00	-51.13	110	150
1673.347	-40.51	5.09	-35.42	-13.00	-22.42	120	150
2508.600	-62.09	7.21	-54.88	-13.00	-41.88	125	150
3344.800	-62.61	11.52	-51.09	-13.00	-38.09	120	150
4181.000	-57.81	10.04	-47.77	-13.00	-34.77	115	150
5017.200	-57.55	9.48	-48.07	-13.00	-35.07	120	150
5853.400	-60.75	14.23	-46.52	-13.00	-33.52	125	150

Polarization: Vertical

Frequency (MHz)	Reading (dBm) Peak	Factor (dB) Corr.	Result (dBm)	Limit (dBm)	Margin (dB)	Table Degree (Deg.)	Ant. High (cm)
252.926	-93.52	29.84	-63.68	-13.00	-50.68	105	150
497.419	-56.55	-6.52	-63.07	-13.00	-50.07	110	150
899.838	-64.63	0.37	-64.26	-13.00	-51.26	115	150
1673.347	-44.07	4.33	-39.74	-13.00	-26.74	110	150
2508.600	-61.96	4.85	-57.11	-13.00	-44.11	115	150
3344.800	-62.61	9.38	-53.23	-13.00	-40.23	120	150
4181.000	-57.99	8.35	-49.64	-13.00	-36.64	120	150
5017.200	-58.31	7.17	-51.14	-13.00	-38.14	115	150
5853.400	-60.28	12.02	-48.26	-13.00	-35.26	125	150

Mode: 850 band (ch251)

Polarization: Horizontal

Frequency (MHz)	Reading (dBm) Peak	Factor (dB) Corr.	Result (dBm)	Limit (dBm)	Margin (dB)	Table Degree (Deg.)	Ant. High (cm)
257.796	-94.77	31.55	-63.22	-13.00	-50.22	110	150
459.615	-61.11	-6.99	-68.10	-13.00	-55.10	115	150
902.864	-63.92	-0.41	-64.33	-13.00	-51.33	110	150
1697.395	-47.85	6.13	-41.72	-13.00	-28.72	120	150
2546.400	-63.99	8.07	-55.92	-13.00	-42.92	125	150
3395.200	-63.75	11.75	-52.00	-13.00	-39.00	130	150
4244.000	-57.58	9.62	-47.96	-13.00	-34.96	120	150
5092.800	-57.82	9.95	-47.87	-13.00	-34.87	125	150
5941.600	-59.90	14.59	-45.31	-13.00	-32.31	130	150



Taiwan ETS Product Service Co., Ltd.

Report Number: W6M20802-8869-P-22/24
 FCC ID: V3H-B8

Polarization: Vertical

Frequency (MHz)	Reading (dBm) Peak	Factor (dB) Corr.	Result (dBm)	Limit (dBm)	Margin (dB)	Table Degree (Deg.)	Ant. High (cm)
238.317	-94.70	29.65	-65.05	-13.00	-52.05	115	150
496.369	-58.75	-6.51	-65.26	-13.00	-52.26	120	150
952.794	-64.63	-0.35	-64.98	-13.00	-51.98	125	150
1697.395	-46.55	5.07	-41.48	-13.00	-28.48	115	150
2546.400	-65.13	5.32	-59.81	-13.00	-46.81	120	150
3395.200	-62.46	9.75	-52.71	-13.00	-39.71	125	150
4244.000	-56.72	7.25	-49.47	-13.00	-36.47	130	150
5092.800	-58.95	7.62	-51.33	-13.00	-38.33	120	150
5941.600	-59.31	12.61	-46.70	-13.00	-33.70	125	150

Idle mode

3.5V

Mode: 850 band

Polarization: Horizontal

Frequency (MHz)	Reading (dBuV)	Detector	Factor (dB)	Result (dBuV/m)	Limit (dBuV/m)	Margin (dB)	Table Degree (Deg.)	Ant. High (cm)
193.948	11.64	peak	12.52	24.16	43.50	-19.34	125	320
677.355	6.45	peak	23.00	29.45	46.00	-16.55	125	180

Polarization: Horizontal

Frequency (MHz)	Reading (dBuV)		Factor (dB) Corr.	Result @3m (dBuV/m)		Limit @3m (dBuV/m)		Margin (dB)	Table Degree (Deg.)	Ant. High (cm)
	Peak	Ave.		Peak	Ave.	Peak	Ave.			
2190.381	44.00	---	-5.99	38.01	---	74.00	54.00	-35.99	120	150
3717.435	43.18	---	0.27	43.45	---	74.00	54.00	-30.55	130	150
5490.982	40.25	---	2.61	42.86	---	74.00	54.00	-31.14	130	150
6693.387	42.12	---	4.24	46.36	---	74.00	54.00	-27.64	135	150

Polarization: Vertical

Frequency (MHz)	Reading (dBuV)	Detector	Factor (dB)	Result (dBuV/m)	Limit (dBuV/m)	Margin (dB)	Table Degree (Deg.)	Ant. High (cm)
211.804	12.66	peak	12.37	25.03	43.50	-18.47	120	180
732.064	6.61	peak	24.28	30.89	46.00	-15.11	130	335

Polarization: Vertical

Frequency (MHz)	Reading (dBuV)		Factor (dB) Corr.	Result @3m (dBuV/m)		Limit @3m (dBuV/m)		Margin (dB)	Table Degree (Deg.)	Ant. High (cm)
	Peak	Ave.		Peak	Ave.	Peak	Ave.			
1925.852	45.60	---	-8.00	37.60	---	74.00	54.00	-36.40	130	150
3735.471	42.85	---	0.34	43.19	---	74.00	54.00	-30.81	120	150
5747.495	40.89	---	3.03	43.92	---	74.00	54.00	-30.08	135	150
7046.092	42.70	---	2.75	45.45	---	74.00	54.00	-28.55	125	150



Taiwan ETS Product Service Co., Ltd.

Report Number: W6M20802-8869-P-22/24
 FCC ID: V3H-B8

4.2V

Mode: 850 band
 Polarization: Horizontal

Frequency (MHz)	Reading (dBuV)	Detector	Factor (dB)	Result (dBuV/m)	Limit (dBuV/m)	Margin (dB)	Table Degree (Deg.)	Ant. High (cm)
211.804	11.51	peak	12.37	23.88	43.50	-19.62	110	300
755.912	5.79	peak	24.70	30.49	46.00	-15.51	110	200

Polarization: Horizontal

Frequency (MHz)	Reading (dBuV)		Factor (dB) Corr.	Result @3m (dBuV/m)		Limit @3m (dBuV/m)		Margin (dB)	Table Degree (Deg.)	Ant. High (cm)
	Peak	Ave.		Peak	Ave.	Peak	Ave.			
2028.056	44.21	---	-7.45	36.76	---	74.00	54.00	-37.24	120	150
3549.098	43.72	---	-0.80	42.92	---	74.00	54.00	-31.08	125	150
5266.533	40.49	---	0.93	41.42	---	74.00	54.00	-32.58	125	150
6693.387	42.05	---	4.24	46.29	---	74.00	54.00	-27.71	130	150

Polarization: Vertical

Frequency (MHz)	Reading (dBuV)	Detector	Factor (dB)	Result (dBuV/m)	Limit (dBuV/m)	Margin (dB)	Table Degree (Deg.)	Ant. High (cm)
212.345	13.78	peak	12.38	26.16	43.50	-17.34	100	200
789.579	6.48	peak	24.98	31.46	46.00	-14.54	115	300

Polarization: Vertical

Frequency (MHz)	Reading (dBuV)		Factor (dB) Corr.	Result @3m (dBuV/m)		Limit @3m (dBuV/m)		Margin (dB)	Table Degree (Deg.)	Ant. High (cm)
	Peak	Ave.		Peak	Ave.	Peak	Ave.			
2232.465	43.99	---	-5.80	38.19	---	74.00	54.00	-35.81	120	150
3549.098	42.85	---	-0.80	42.05	---	74.00	54.00	-31.95	120	150
5579.158	40.04	---	2.86	42.90	---	74.00	54.00	-31.10	130	150
7735.471	44.07	---	1.63	45.70	---	74.00	54.00	-28.30	120	150



Taiwan ETS Product Service Co., Ltd.

Report Number: W6M20802-8869-P-22/24
FCC ID: V3H-B8

Active mode 3.5V

Mode: 1900 band (ch512)

Polarization: Horizontal

Frequency (MHz)	Reading (dBm) Peak	Factor (dB) Corr.	Result (dBm)	Limit (dBm)	Margin (dB)	Table Degree (Deg.)	Ant. High (cm)
264.289	-94.82	31.38	-63.44	-13.00	-50.44	120	150
877.956	-65.18	0.09	-65.09	-13.00	-52.09	130	150
1675.661	-62.88	5.19	-57.69	-13.00	-44.69	135	150
3703.337	-53.66	11.62	-42.04	-13.00	-29.04	130	150
5550.600	-59.89	12.72	-47.17	-13.00	-34.17	130	150
7400.800	-56.07	11.57	-44.50	-13.00	-31.50	125	150
9251.000	-73.03	31.06	-41.97	-13.00	-28.97	130	150
11101.200	-73.76	34.61	-39.15	-13.00	-26.15	120	150
12951.400	-72.64	34.75	-37.89	-13.00	-24.89	120	150
14801.600	-72.67	39.64	-33.03	-13.00	-20.03	125	150
16651.800	-72.59	43.16	-29.43	-13.00	-16.43	130	150

Polarization: Vertical

Frequency (MHz)	Reading (dBm) Peak	Factor (dB) Corr.	Result (dBm)	Limit (dBm)	Margin (dB)	Table Degree (Deg.)	Ant. High (cm)
239.940	-93.97	29.88	-64.09	-13.00	-51.09	125	150
489.379	-55.33	-6.48	-61.81	-13.00	-48.81	125	150
1687.515	-62.65	4.77	-57.88	-13.00	-44.88	130	150
3703.337	-55.99	9.99	-46.00	-13.00	-33.00	140	150
5550.600	-60.35	10.87	-49.48	-13.00	-36.48	120	150
7400.800	-55.75	10.94	-44.81	-13.00	-31.81	130	150
9251.000	-73.62	30.20	-43.42	-13.00	-30.42	135	150
11101.200	-73.72	33.48	-40.23	-13.00	-27.23	120	150
12951.400	-74.16	32.86	-41.30	-13.00	-28.30	130	150
14801.600	-73.22	34.81	-38.41	-13.00	-25.41	130	150
16651.800	-72.91	37.76	-35.15	-13.00	-22.15	125	150



Taiwan ETS Product Service Co., Ltd.

Report Number: W6M20802-8869-P-22/24
FCC ID: V3H-B8

Mode: 1900 band (ch661)

Polarization: Horizontal

Frequency (MHz)	Reading (dBm) Peak	Factor (dB) Corr.	Result (dBm)	Limit (dBm)	Margin (dB)	Table Degree (Deg.)	Ant. High (cm)
261.583	-95.26	31.81	-63.45	-13.00	-50.45	130	150
845.691	-65.43	0.46	-64.97	-13.00	-51.97	130	150
1687.515	-63.13	5.70	-57.43	-13.00	-44.43	130	150
3761.834	-52.04	11.90	-40.14	-13.00	-27.14	130	150
5640.000	-58.90	12.38	-46.52	-13.00	-33.52	130	150
7520.000	-55.85	11.92	-43.93	-13.00	-30.93	120	150
9400.000	-73.61	29.88	-43.73	-13.00	-30.73	130	150
11200.000	-73.63	33.31	-40.32	-13.00	-27.32	135	150
13080.000	-74.30	35.19	-39.11	-13.00	-26.11	135	150
14960.000	-73.55	39.47	-34.08	-13.00	-21.08	130	150
16840.000	-73.11	44.07	-29.04	-13.00	-16.04	125	150

Polarization: Vertical

Frequency (MHz)	Reading (dBm) Peak	Factor (dB) Corr.	Result (dBm)	Limit (dBm)	Margin (dB)	Table Degree (Deg.)	Ant. High (cm)
239.399	-94.75	29.80	-64.95	-13.00	-51.95	135	150
482.365	-54.27	-6.45	-60.72	-13.00	-47.72	135	150
1667.194	-62.71	4.15	-58.56	-13.00	-45.56	125	150
3761.834	-56.62	9.64	-46.98	-13.00	-33.98	135	150
5640.000	-59.09	10.50	-48.59	-13.00	-35.59	125	150
7520.000	-56.43	11.33	-45.10	-13.00	-32.10	130	150
9400.000	-73.63	30.09	-43.55	-13.00	-30.55	125	150
11200.000	-72.84	34.45	-38.39	-13.00	-25.39	130	150
13080.000	-74.37	33.62	-40.75	-13.00	-27.75	125	150
14960.000	-73.08	34.46	-38.62	-13.00	-25.62	130	150
16840.000	-72.18	38.84	-33.34	-13.00	-20.34	135	150

Mode: 1900 band (ch810)

Polarization: Horizontal

Frequency (MHz)	Reading (dBm) Peak	Factor (dB) Corr.	Result (dBm)	Limit (dBm)	Margin (dB)	Table Degree (Deg.)	Ant. High (cm)
260.501	-95.71	31.98	-63.73	-13.00	-50.73	120	150
591.784	-65.27	-2.16	-67.43	-13.00	-54.43	120	150
1695.982	-63.51	6.07	-57.44	-13.00	-44.44	135	150
3820.331	-54.89	12.20	-42.69	-13.00	-29.69	120	150
5729.400	-58.63	13.12	-45.51	-13.00	-32.51	125	150
7639.200	-56.71	11.58	-45.13	-13.00	-32.13	130	150
9549.000	-72.46	31.67	-40.79	-13.00	-27.79	130	150
11458.800	-74.48	34.86	-39.62	-13.00	-26.62	135	150
13368.600	-74.45	36.65	-37.80	-13.00	-24.80	125	150
15278.400	-72.94	40.35	-32.59	-13.00	-19.59	120	150
17188.200	-72.25	41.67	-30.58	-13.00	-17.58	130	150



Taiwan ETS Product Service Co., Ltd.

Report Number: W6M20802-8869-P-22/24
 FCC ID: V3H-B8

Polarization: Vertical

Frequency (MHz)	Reading (dBm) Peak	Factor (dB) Corr.	Result (dBm)	Limit (dBm)	Margin (dB)	Table Degree (Deg.)	Ant. High (cm)
239.940	-94.14	29.88	-64.26	-13.00	-51.26	125	150
507.615	-55.93	-6.52	-62.45	-13.00	-49.45	125	150
1682.435	-63.04	4.61	-58.43	-13.00	-45.43	130	150
3820.331	-57.58	9.78	-47.80	-13.00	-34.80	125	150
5729.400	-59.37	10.86	-48.51	-13.00	-35.51	130	150
7639.200	-56.66	11.08	-45.58	-13.00	-32.58	135	150
9549.000	-73.57	29.23	-44.34	-13.00	-31.34	125	150
11458.800	-73.77	33.14	-40.63	-13.00	-27.63	130	150
13368.600	-72.64	33.70	-38.94	-13.00	-25.94	130	150
15278.400	-73.78	35.61	-38.17	-13.00	-25.17	135	150
17188.200	-72.73	35.85	-36.88	-13.00	-23.88	125	150

4.2V

Mode: 1900 band (ch512)

Polarization: Horizontal

Frequency (MHz)	Reading (dBm) Peak	Factor (dB) Corr.	Result (dBm)	Limit (dBm)	Margin (dB)	Table Degree (Deg.)	Ant. High (cm)
259.960	-95.73	32.05	-63.68	-13.00	-50.68	135	150
866.734	-65.55	0.31	-65.24	-13.00	-52.24	125	150
1694.289	-62.55	5.99	-56.56	-13.00	-43.56	140	150
3703.337	-51.52	11.62	-39.90	-13.00	-26.90	125	150
5550.600	-59.85	12.72	-47.13	-13.00	-34.13	120	150
7400.800	-56.02	11.57	-44.45	-13.00	-31.45	125	150
9251.000	-73.24	31.06	-42.18	-13.00	-29.18	120	150
11101.200	-73.16	34.61	-38.55	-13.00	-25.55	130	150
12951.400	-74.06	34.75	-39.31	-13.00	-26.31	130	150
14801.600	-73.43	39.64	-33.79	-13.00	-20.79	135	150
16651.800	-73.05	43.16	-39.89	-13.00	-16.89	125	150

Polarization: Vertical

Frequency (MHz)	Reading (dBm) Peak	Factor (dB) Corr.	Result (dBm)	Limit (dBm)	Margin (dB)	Table Degree (Deg.)	Ant. High (cm)
255.631	-94.33	29.83	-64.50	-13.00	-51.50	130	150
478.156	-54.56	-6.47	-61.03	-13.00	-48.03	130	150
1750.170	-61.35	4.10	-57.25	-13.00	-44.25	135	150
3703.337	-56.27	9.99	-46.28	-13.00	-33.28	130	150
5550.600	-59.85	10.87	-48.98	-13.00	-35.98	125	150
7400.800	-57.07	10.94	-46.13	-13.00	-33.13	130	150
9251.000	-73.74	30.20	-43.54	-13.00	-30.54	130	150
11101.200	-73.55	33.48	-40.06	-13.00	-27.06	135	150
12951.400	-73.36	32.86	-40.50	-13.00	-27.50	120	150
14801.600	-73.63	34.81	-38.82	-13.00	-25.82	130	150
16651.800	-73.12	37.76	-35.36	-13.00	-22.36	125	150



Taiwan ETS Product Service Co., Ltd.

Report Number: W6M20802-8869-P-22/24
 FCC ID: V3H-B8

Mode: 1900 band (ch661)

Polarization: Horizontal

Frequency (MHz)	Reading (dBm) Peak	Factor (dB) Corr.	Result (dBm)	Limit (dBm)	Margin (dB)	Table Degree (Deg.)	Ant. High (cm)
262.124	-95.54	31.73	-63.81	-13.00	-50.81	120	150
875.150	-65.40	0.15	-65.25	-13.00	-52.25	130	150
1719.689	-62.82	5.73	-57.09	-13.00	-44.09	130	150
3761.834	-55.67	11.90	-43.77	-13.00	-30.77	140	150
5640.000	-59.81	12.38	-47.43	-13.00	-34.43	135	150
7520.000	-56.75	11.92	-44.83	-13.00	-31.83	140	150
9400.000	-73.43	30.09	43.35	-13.00	-30.35	125	150
11200.000	-73.26	34.45	-38.81	-13.00	-25.81	130	150
13080.000	-74.33	35.19	-39.14	-13.00	-26.14	125	150
14960.000	-73.15	39.47	-33.68	-13.00	-20.68	130	150
16840.000	-72.59	44.07	-28.52	-13.00	-15.52	135	150

Polarization: Vertical

Frequency (MHz)	Reading (dBm) Peak	Factor (dB) Corr.	Result (dBm)	Limit (dBm)	Margin (dB)	Table Degree (Deg.)	Ant. High (cm)
244.810	-94.52	29.87	-64.65	-13.00	-51.65	125	150
482.365	-55.61	-6.45	-62.06	-13.00	-49.06	135	150
1690.902	-62.50	4.87	-57.63	-13.00	-44.63	125	150
3761.834	-58.12	9.64	-48.48	-13.00	-35.48	135	150
5640.000	-59.84	10.50	-49.34	-13.00	-36.34	125	150
7520.000	-55.86	11.33	-44.53	-13.00	-31.53	130	150
9400.000	-73.34	29.88	-43.46	-13.00	-30.46	135	150
11200.000	-73.40	33.31	-40.09	-13.00	-27.09	130	150
13080.000	-74.62	33.62	-41.00	-13.00	-28.00	130	150
14960.000	-72.54	34.46	-38.08	-13.00	-25.08	125	150
16840.000	-73.42	38.84	-34.58	-13.00	-21.58	135	150

Mode: 1900 band (ch810)

Polarization: Horizontal

Frequency (MHz)	Reading (dBm) Peak	Factor (dB) Corr.	Result (dBm)	Limit (dBm)	Margin (dB)	Table Degree (Deg.)	Ant. High (cm)
259.960	-95.69	32.05	-63.64	-13.00	-50.64	110	150
849.900	-65.89	0.64	-65.25	-13.00	-52.25	115	150
1689.208	-62.81	5.77	-57.04	-13.00	-44.04	125	150
3820.331	-55.54	12.20	-43.34	-13.00	-30.34	130	150
5729.400	-60.07	13.12	-46.95	-13.00	-33.95	125	150
7639.200	-56.24	11.58	-44.66	-13.00	-31.66	130	150
9549.000	-73.26	31.67	-41.59	-13.00	-28.59	135	150
11458.800	-73.55	34.86	-38.69	-13.00	-25.69	140	150
13368.600	-74.56	36.65	-37.91	-13.00	-24.91	130	150
15278.400	-74.11	40.35	-33.76	-13.00	-20.76	135	150
17188.200	-73.63	41.67	-31.96	-13.00	-18.96	125	150



Taiwan ETS Product Service Co., Ltd.

Report Number: W6M20802-8869-P-22/24
 FCC ID: V3H-B8

Polarization: Vertical

Frequency (MHz)	Reading (dBm) Peak	Factor (dB) Corr.	Result (dBm)	Limit (dBm)	Margin (dB)	Table Degree (Deg.)	Ant. High (cm)
250.220	-94.80	29.85	-64.95	-13.00	-51.95	105	150
473.948	-59.36	-6.55	-65.91	-13.00	-52.91	110	150
1684.128	-62.76	4.66	-58.10	-13.00	-45.10	120	150
3820.331	-56.97	9.78	-47.19	-13.00	-34.19	125	150
5729.400	-60.06	10.86	-49.20	-13.00	-36.20	125	150
7639.200	-56.32	11.08	-45.24	-13.00	-32.24	120	150
9549.000	-73.75	29.23	-44.52	-13.00	-31.52	130	150
11458.800	-74.50	33.14	-41.36	-13.00	-28.36	135	150
13368.600	-73.03	33.70	-39.33	-13.00	-26.33	125	150
15278.400	-73.31	35.61	-37.70	-13.00	-24.70	130	150
17188.200	-72.21	35.85	-36.36	-13.00	-23.36	135	150

Idle mode 3.5V

Mode: 1900 band

Polarization: Horizontal

Frequency (MHz)	Reading (dBuV)	Detector	Factor (dB)	Result (dBuV/m)	Limit (dBuV/m)	Margin (dB)	Table Degree (Deg.)	Ant. High (cm)
209.098	12.16	peak	12.32	24.48	43.50	-19.02	100	210
572.144	5.55	peak	21.36	26.91	46.00	-19.09	105	170
842.886	5.30	peak	25.58	30.88	46.00	-15.12	110	130

Polarization: Horizontal

Frequency (MHz)	Reading (dBuV)		Factor (dB) Corr.	Result @3m (dBuV/m)		Limit @3m (dBuV/m)		Margin (dB)	Table Degree (Deg.)	Ant. High (cm)
	Peak	Ave.		Peak	Ave.	Peak	Ave.			
2863.727	43.59	---	-3.35	42.24	---	74.00	54.00	-31.76	120	150
6476.954	40.19	---	4.34	46.53	---	74.00	54.00	-27.47	125	150
10351.202	23.47	---	27.21	44.68	---	74.00	54.00	-29.32	135	150

Polarization: Vertical

Frequency (MHz)	Reading (dBuV)	Detector	Factor (dB)	Result (dBuV/m)	Limit (dBuV/m)	Margin (dB)	Table Degree (Deg.)	Ant. High (cm)
211.804	12.41	peak	12.37	24.78	43.50	-18.72	110	290
607.214	7.21	peak	22.21	29.42	46.00	-16.58	110	320
883.567	7.20	peak	25.90	33.10	46.00	-12.90	115	380



Taiwan ETS Product Service Co., Ltd.

Report Number: W6M20802-8869-P-22/24
 FCC ID: V3H-B8

Polarization: Vertical

Frequency (MHz)	Reading (dBuV)		Factor (dB) Corr.	Result @3m (dBuV/m)		Limit @3m (dBuV/m)		Margin (dB)	Table Degree (Deg.)	Ant. High (cm)
	Peak	Ave.		Peak	Ave.	Peak	Ave.			
2827.655	42.76	---	-3.49	39.27	---	74.00	54.00	-34.73	115	150
6260.521	38.97	---	4.22	43.19	---	74.00	54.00	-30.81	130	150
10446.393	22.95	---	27.27	44.22	---	74.00	54.00	-29.78	125	150

4.2V

Mode: 1900 band

Polarization: Horizontal

Frequency (MHz)	Reading (dBuV)	Detector	Factor (dB)	Result (dBuV/m)	Limit (dBuV/m)	Margin (dB)	Table Degree (Deg.)	Ant. High (cm)
211.804	11.91	peak	12.37	24.28	43.50	-19.22	110	300
542.685	5.28	peak	20.57	25.85	46.00	-20.15	115	200
868.136	5.08	peak	25.70	30.78	46.00	-15.22	120	130

Polarization: Horizontal

Frequency (MHz)	Reading (dBuV)		Factor (dB) Corr.	Result @3m (dBuV/m)		Limit @3m (dBuV/m)		Margin (dB)	Table Degree (Deg.)	Ant. High (cm)
	Peak	Ave.		Peak	Ave.	Peak	Ave.			
2791.583	43.94	---	-3.64	42.30	---	74.00	54.00	-31.70	120	150
6589.178	40.11	---	4.77	46.88	---	74.00	54.00	-27.12	135	150
10370.240	23.36	---	27.22	44.58	---	74.00	54.00	-29.42	135	150

Polarization: Vertical

Frequency (MHz)	Reading (dBuV)	Detector	Factor (dB)	Result (dBuV/m)	Limit (dBuV/m)	Margin (dB)	Table Degree (Deg.)	Ant. High (cm)
212.345	12.84	peak	12.38	25.22	43.50	-18.28	105	200
590.381	5.88	peak	21.88	27.76	46.00	-18.24	110	310
884.970	6.92	peak	25.93	32.85	46.00	-13.15	105	360

Polarization: Vertical

Frequency (MHz)	Reading (dBuV)		Factor (dB) Corr.	Result @3m (dBuV/m)		Limit @3m (dBuV/m)		Margin (dB)	Table Degree (Deg.)	Ant. High (cm)
	Peak	Ave.		Peak	Ave.	Peak	Ave.			
3128.256	42.94	---	-2.37	40.57	---	74.00	54.00	-33.43	130	150
6501.002	39.63	---	4.50	44.13	---	74.00	54.00	-29.87	130	150
10246.493	23.57	---	27.15	44.72	---	74.00	54.00	-29.28	125	150

Note: Please refer to appendix for plot data.



Report Number: W6M20802-8869-P-22/24
FCC ID: V3H-B8

7.3 Explanation of test result

Result Level = Reading Level + Corrected Factor

Corrected Factor = SG level – Received level-Cable loss + substitution antenna gain

7.4 Calculation of Limit for Field Strength of Spurious

Compliance with § 22.917(a) requires that any emission be attenuated below the transmitter power at least $43 + 10 \log_{10} P$ (P = transmitter power in Watts).

The compliance limit was calculated as an example per the following:

Maximum transmitter radiated power: $P=0.68706844$ watt

Required attenuation: $A=43 + 10 \log_{10} P$

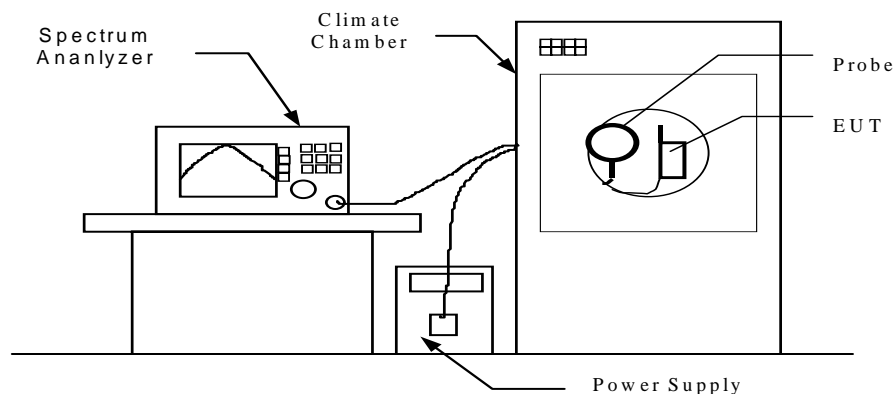
Limit for Spurious Emissions at Antenna Terminals: $L=P-A=-13\text{dBm}$

Test equipment: ETSTW-RE 003, ETSTW-RE 017, ETSTW-RE 042, ETSTW-RE 043,
ETSTW-RE 044, ETSTW-GSM 02

8. Frequency Stability

8.1 Test procedure

- The equipment under test was supplied with rated power supply and the RF output was connected to a frequency counter via feed through attenuators. The EUT was placed inside the temperature chamber. The DC leads and RF output cable, exited the chamber through an opening made for that purpose. After the temperature stabilized the frequency output was recorded from the counter.
- An external variable power supply was used to supply nominal voltage and 85% to 115% of nominal voltage to the EUT under room temperature. Record the frequencies measured from the counter.
- End point voltage: For hand carried, battery powered equipment; reduce primary supply voltage to the battery operating end point which shall be specified by the manufacturer. Then record the frequencies measured from the counter.





Report Number: W6M20802-8869-P-22/24
 FCC ID: V3H-B8

8.2 Test Results

8.2.1 Frequency Stability vs. Temperature

CH128 824.274MHz

Supplied Voltage	Temperature (°C)	Frequency Drift (Hz)	Frequency Drift (ppm)	Limit (ppm)
4.2 VDC	-30	-1142	-1.385	±2.5
	-20	-863	-1.046	
	-10	-424	-0.514	
	0	-217	-0.263	
	10	109	0.132	
	20	0	0	
	30	348	0.422	
	40	612	0.742	
	50	984	1.193	

CH188 836.269MHz

Supplied Voltage	Temperature (°C)	Frequency Drift (Hz)	Frequency Drift (ppm)	Limit (ppm)
4.2 VDC	-30	-907	-1.084	±2.5
	-20	-718	-0.858	
	-10	-327	-0.391	
	0	-182	-0.217	
	10	109	0.130	
	20	0	0	
	30	311	0.372	
	40	614	0.734	
	50	889	1.063	

CH251 848.737MHz

Supplied Voltage	Temperature (°C)	Frequency Drift (Hz)	Frequency Drift (ppm)	Limit (ppm)
4.2 VDC	-30	-719	-0.847	±2.5
	-20	-562	-0.662	
	-10	-209	-0.246	
	0	-113	-0.133	
	10	207	0.244	
	20	0	0	
	30	419	0.493	
	40	724	0.853	
	50	1087	1.281	



Report Number: W6M20802-8869-P-22/24
 FCC ID: V3H-B8

CH512 1850.177MHz

Supplied Voltage	Temperature (°C)	Frequency Drift (Hz)	Frequency Drift (ppm)	Limit (ppm)
4.2 VDC	-30	-972	-0.525	±2.5
	-20	-441	-0.238	
	-10	-238	-0.128	
	0	-67	-0.036	
	10	309	0.167	
	20	0	0	
	30	517	0.279	
	40	743	0.401	
	50	1062	0.574	

CH661 1879.985MHz

Supplied Voltage	Temperature (°C)	Frequency Drift (Hz)	Frequency Drift (ppm)	Limit (ppm)
4.2 VDC	-30	-848	-0.451	±2.5
	-20	-584	-0.311	
	-10	-211	-0.112	
	0	-87	-0.046	
	10	220	0.117	
	20	0	0	
	30	517	0.275	
	40	783	0.416	
	50	946	0.503	

CH810 1909.713MHz

Supplied Voltage	Temperature (°C)	Frequency Drift (Hz)	Frequency Drift (ppm)	Limit (ppm)
4.2 VDC	-30	-793	-0.415	±2.5
	-20	-516	-0.270	
	-10	-309	-0.162	
	0	84	0.044	
	10	217	0.113	
	20	0	0	
	30	439	0.229	
	40	721	0.377	
	50	984	0.515	



Report Number: W6M20802-8869-P-22/24
FCC ID: V3H-B8

8.2.2 Frequency Stability vs. Voltage

CH128

Supplied Voltage	Temperature (°C)	Frequency Drift (Hz)	Frequency Drift (ppm)	Limit (ppm)
End Point Voltage 3.5VDC	23.9	426	0.517	±2.5

CH188

Supplied Voltage	Temperature (°C)	Frequency Drift (Hz)	Frequency Drift (ppm)	Limit (ppm)
End Point Voltage 3.5VDC	23.9	294	0.351	±2.5

CH251

Supplied Voltage	Temperature (°C)	Frequency Drift (Hz)	Frequency Drift (ppm)	Limit (ppm)
End Point Voltage 3.5VDC	23.9	317	0.373	±2.5

CH512

Supplied Voltage	Temperature (°C)	Frequency Drift (Hz)	Frequency Drift (ppm)	Limit (ppm)
End Point Voltage 3.5VDC	23.9	274	0.148	±2.5

CH661

Supplied Voltage	Temperature (°C)	Frequency Drift (Hz)	Frequency Drift (ppm)	Limit (ppm)
End Point Voltage 3.5VDC	23.9	217	0.115	±2.5



Taiwan ETS Product Service Co., Ltd.

Report Number: W6M20802-8869-P-22/24
FCC ID: V3H-B8

CH810

Supplied Voltage	Temperature (°C)	Frequency Drift (Hz)	Frequency Drift (ppm)	Limit (ppm)
End Point Voltage 3.5VDC	23.9	304	0.159	±2.5

Test equipment: ETSTW-CE009, ETSTW-RE 003, ETSTW-RE055, ETSTW-GSM 02



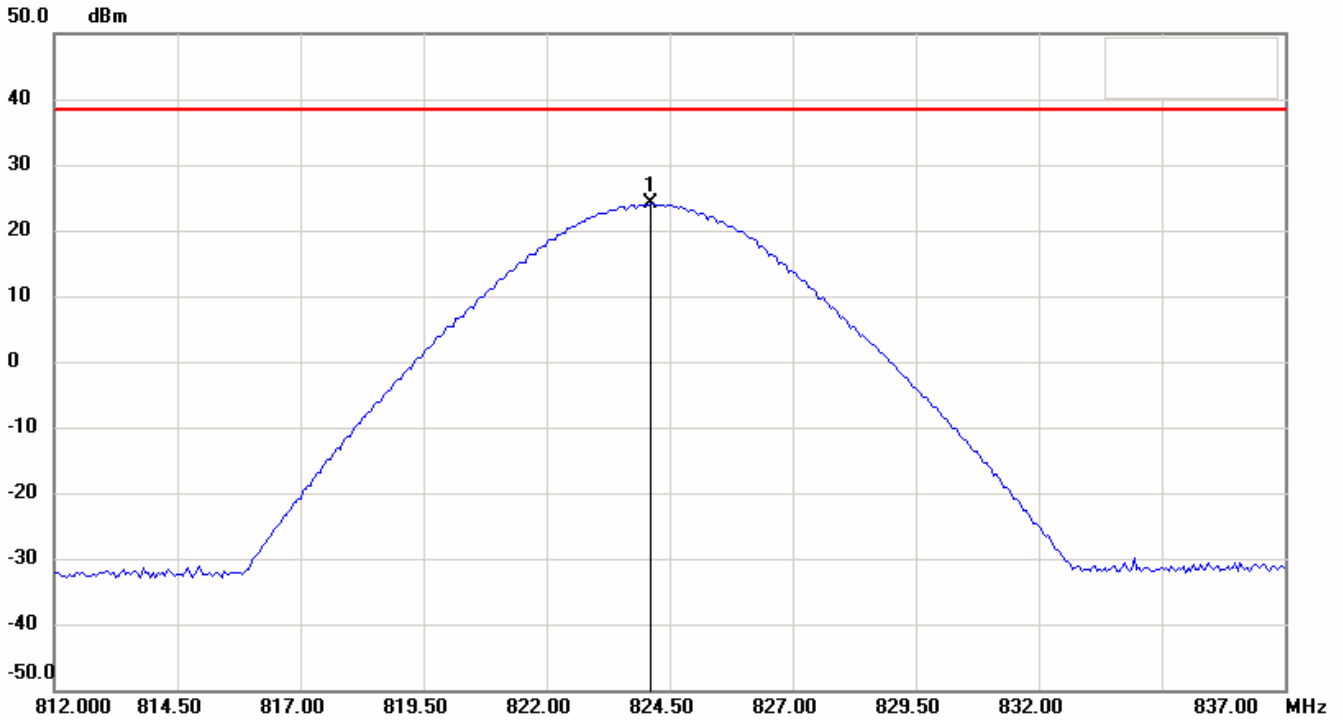
Appendix

- A RF Power Output
- B Occupied Bandwidth / Emission Mask
- C Spurious Emissions at Antenna Terminals
- D Filed Strength of Spurious Emission

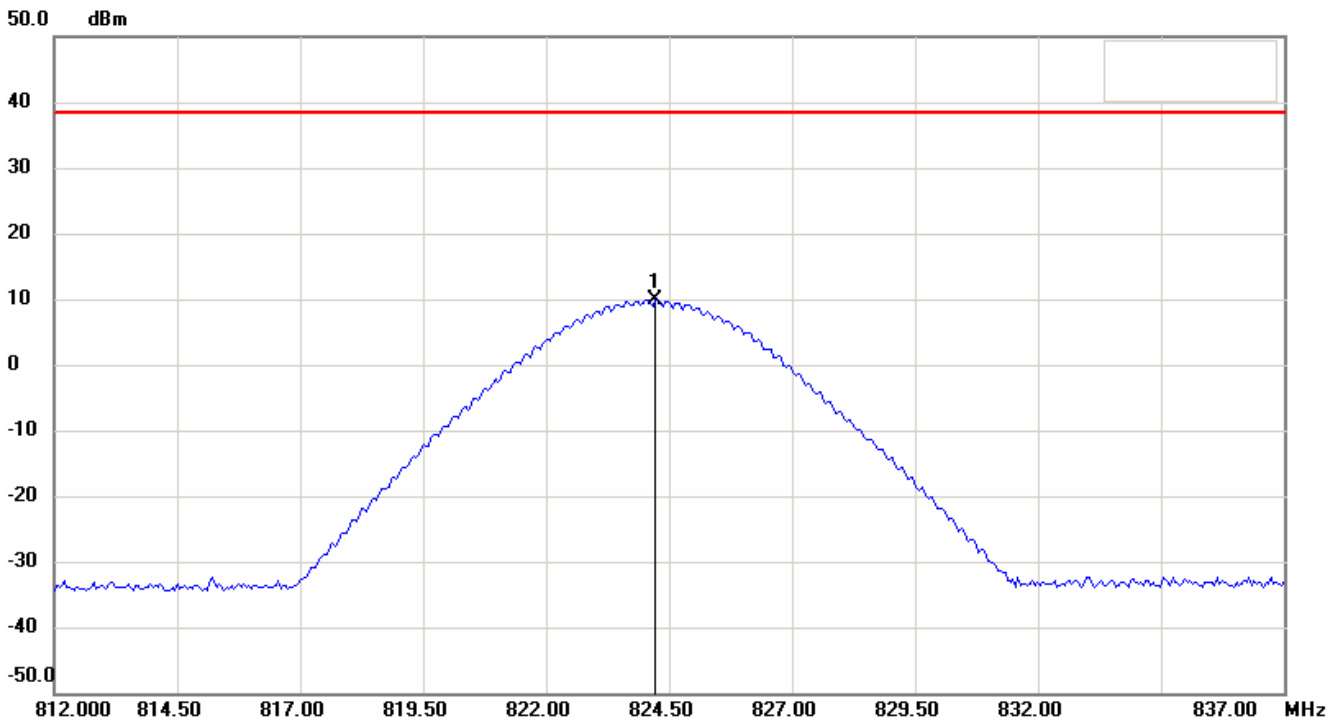


Report Number: W6M20802-8869-P-22/24
FCC ID: V3H-B8

RF Power Output
850band_3.5V
Antenna Polarization H (CH 128)



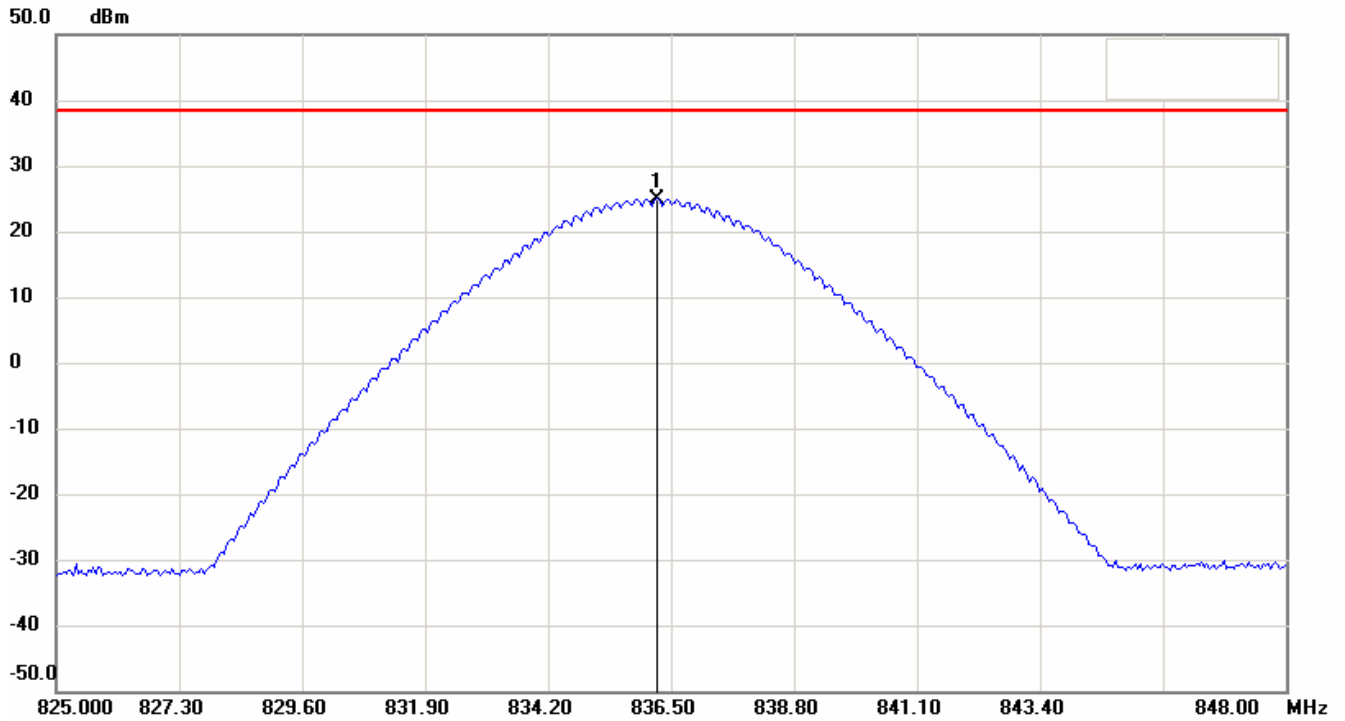
Antenna Polarization V



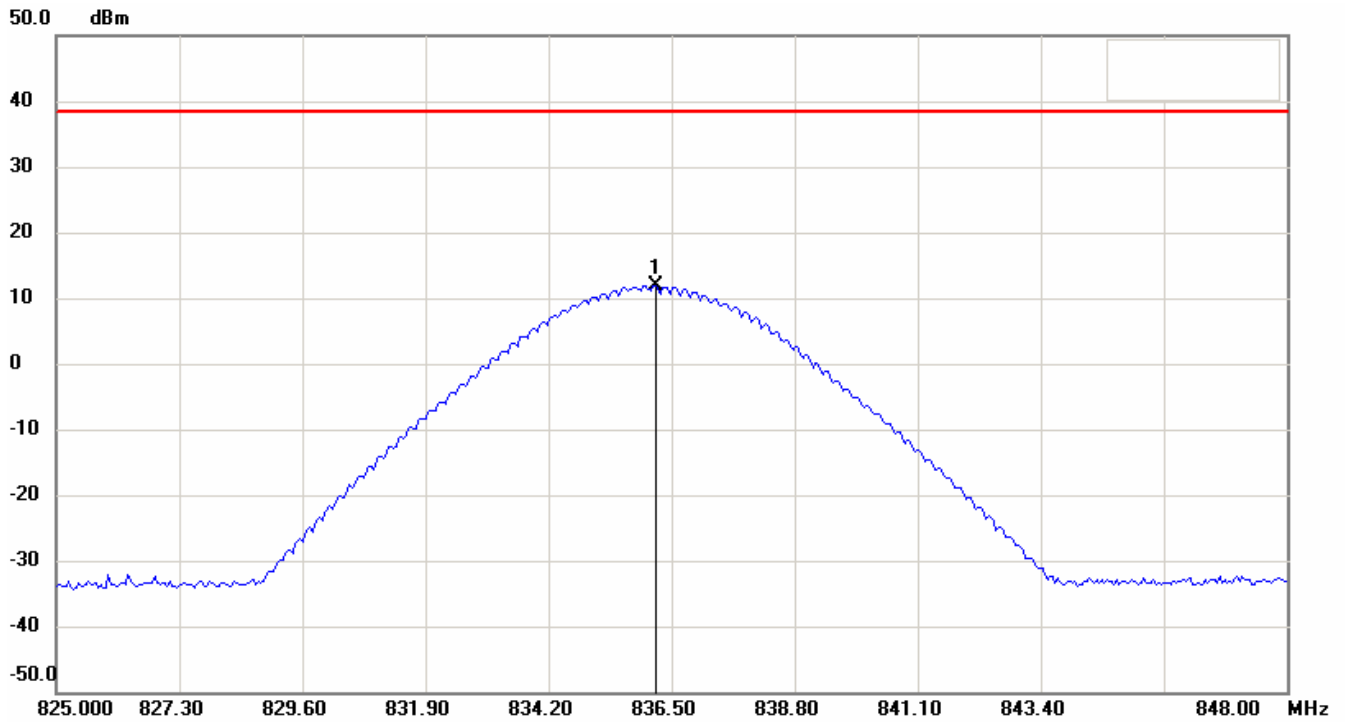


Report Number: W6M20802-8869-P-22/24
FCC ID: V3H-B8

Antenna Polarization H (CH 188)



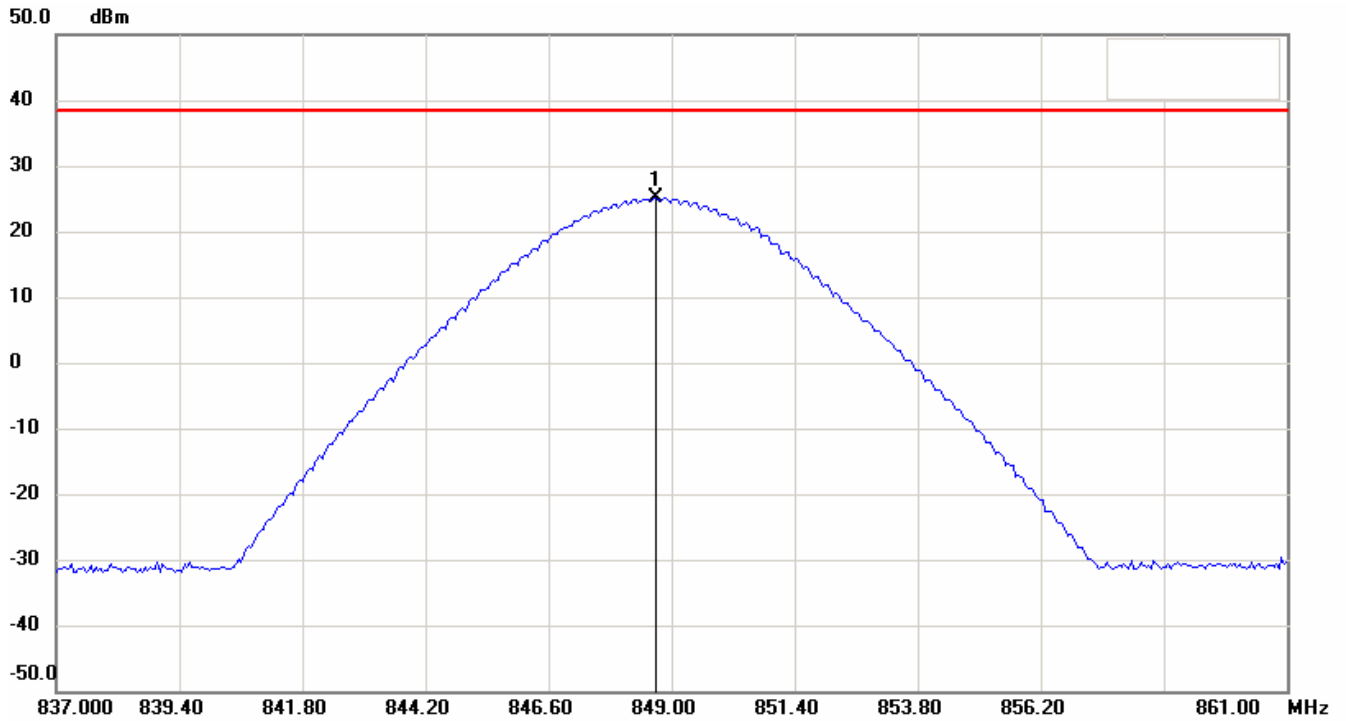
Antenna Polarization V



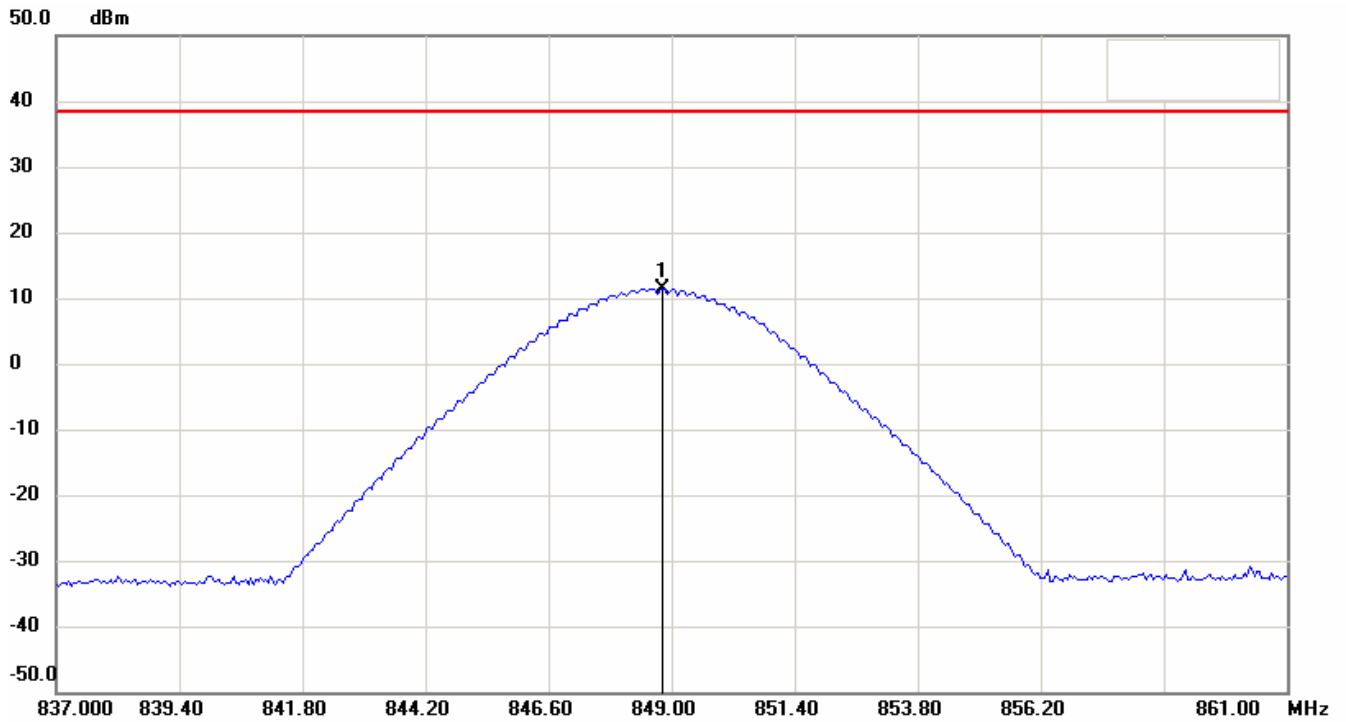


Report Number: W6M20802-8869-P-22/24
FCC ID: V3H-B8

Antenna Polarization H (CH 251)



Antenna Polarization V

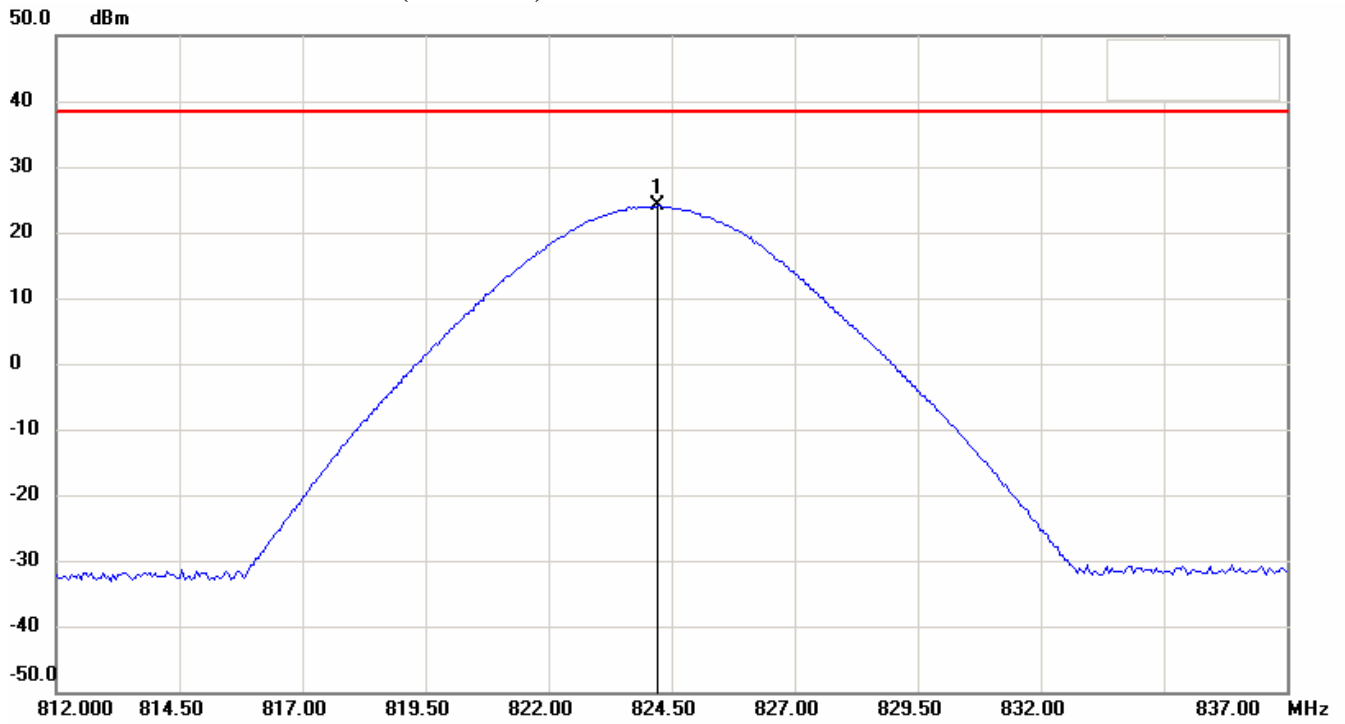




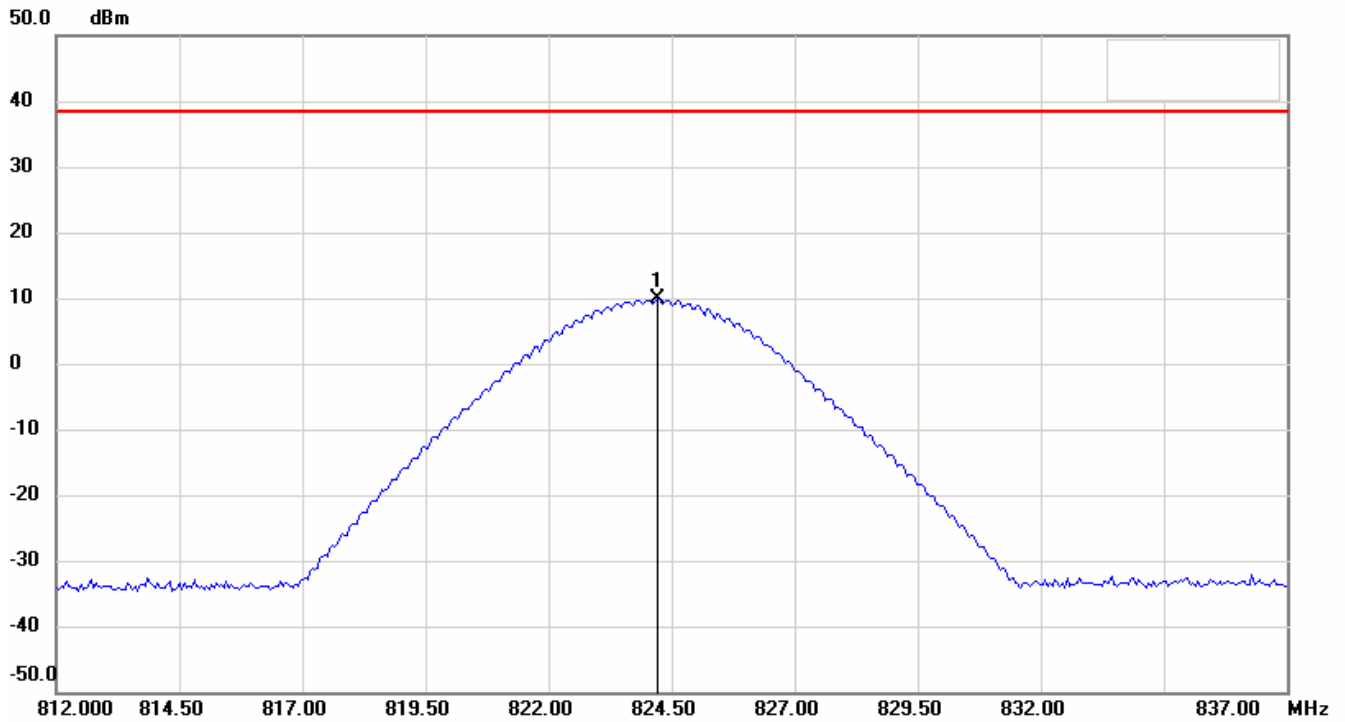
Report Number: W6M20802-8869-P-22/24
FCC ID: V3H-B8

850band_4.2V

Antenna Polarization H (CH 128)



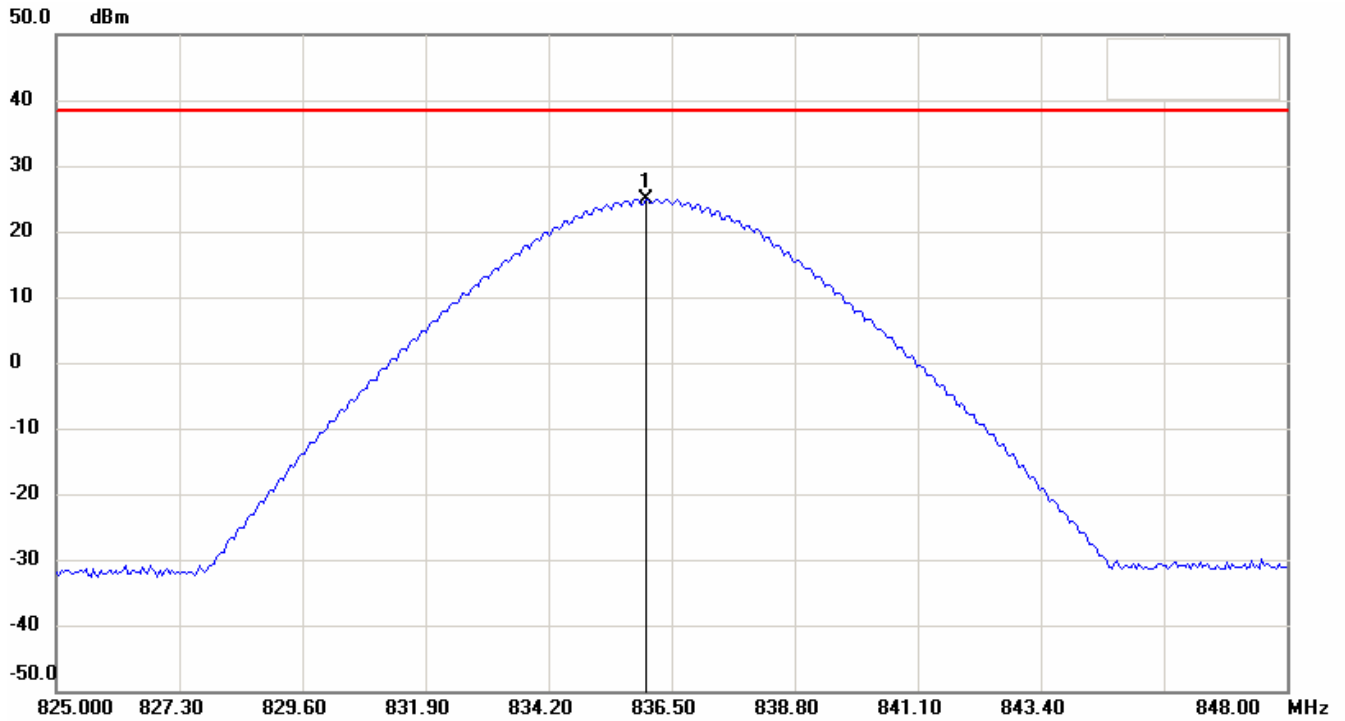
Antenna Polarization V



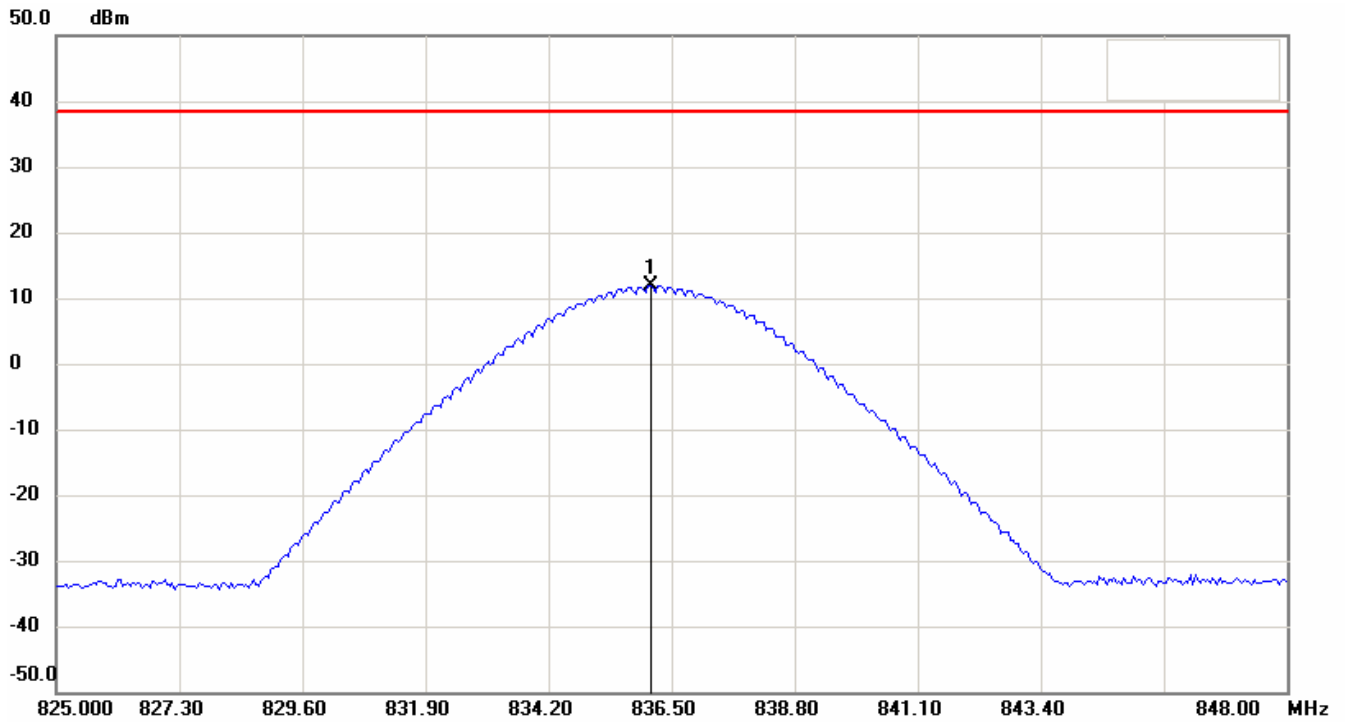


Report Number: W6M20802-8869-P-22/24
FCC ID: V3H-B8

Antenna Polarization H (CH 188)



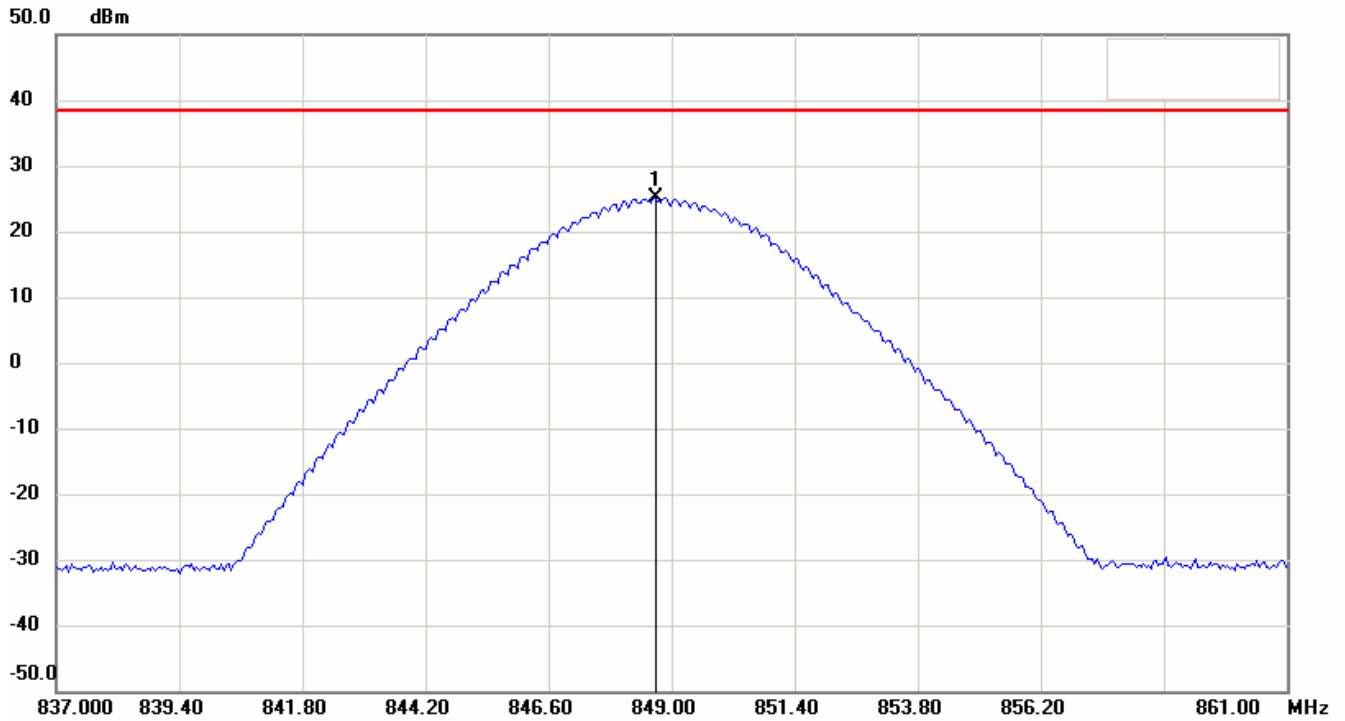
Antenna Polarization V



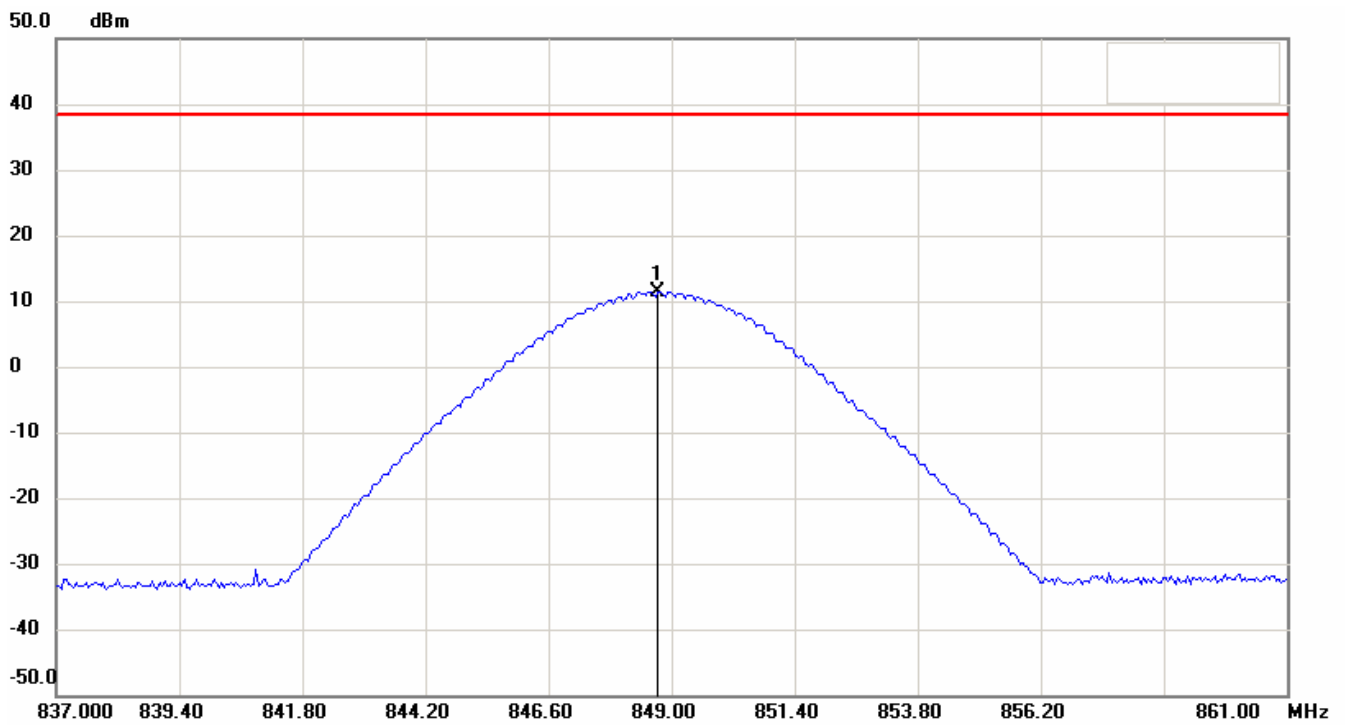


Report Number: W6M20802-8869-P-22/24
FCC ID: V3H-B8

Antenna Polarization H (CH 251)



Antenna Polarization V

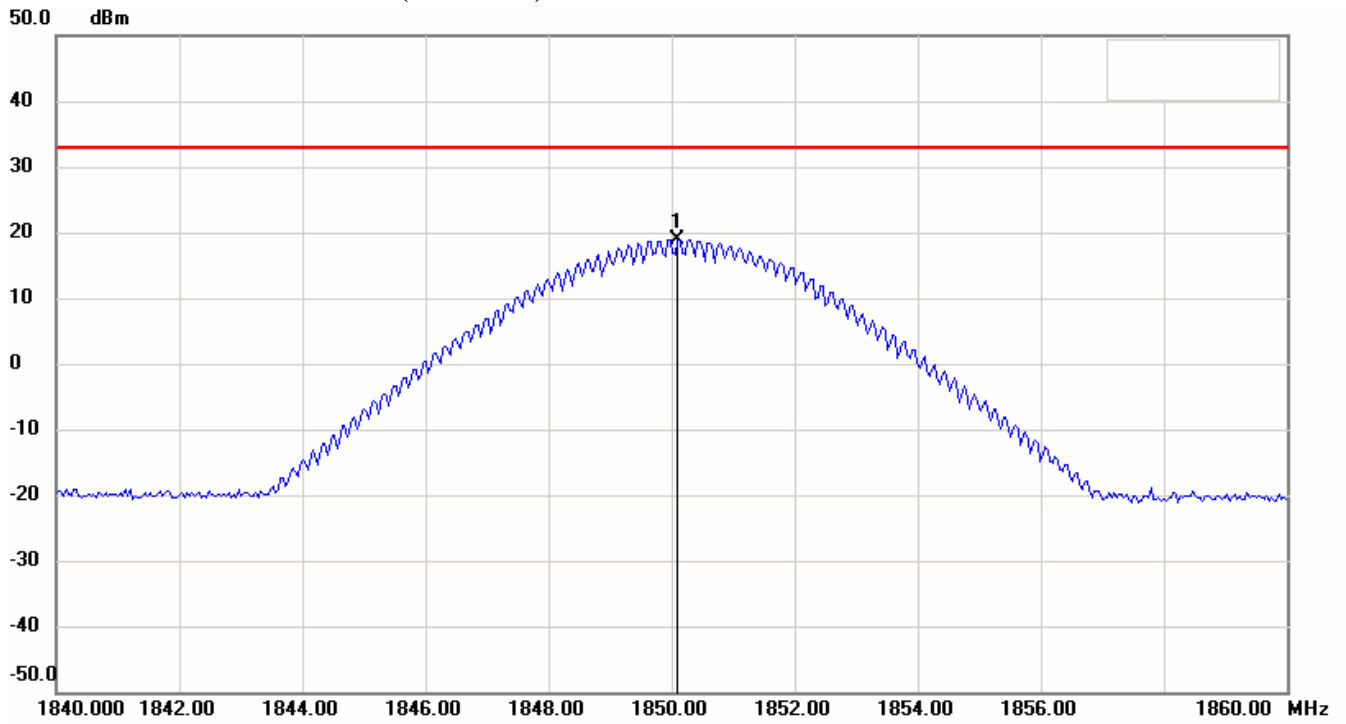




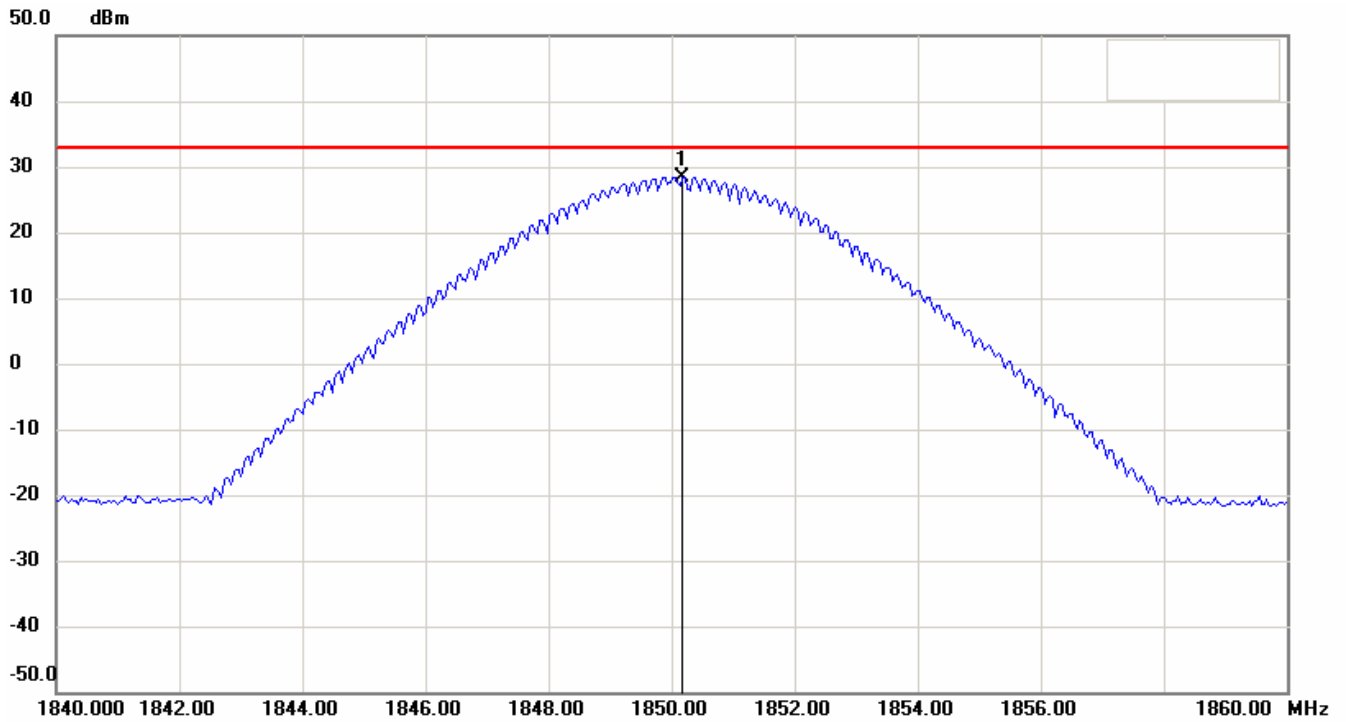
Report Number: W6M20802-8869-P-22/24
FCC ID: V3H-B8

1900band_3.5V

Antenna Polarization H (CH 512)



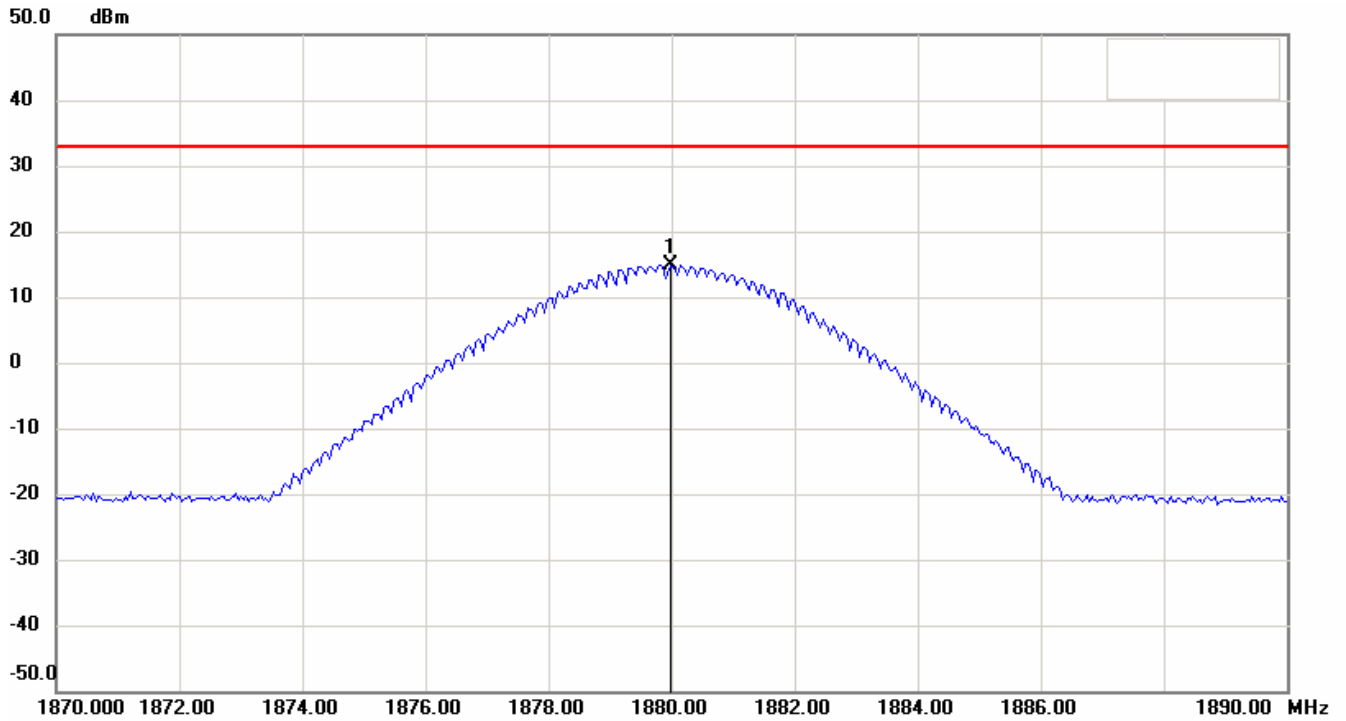
Antenna Polarization V



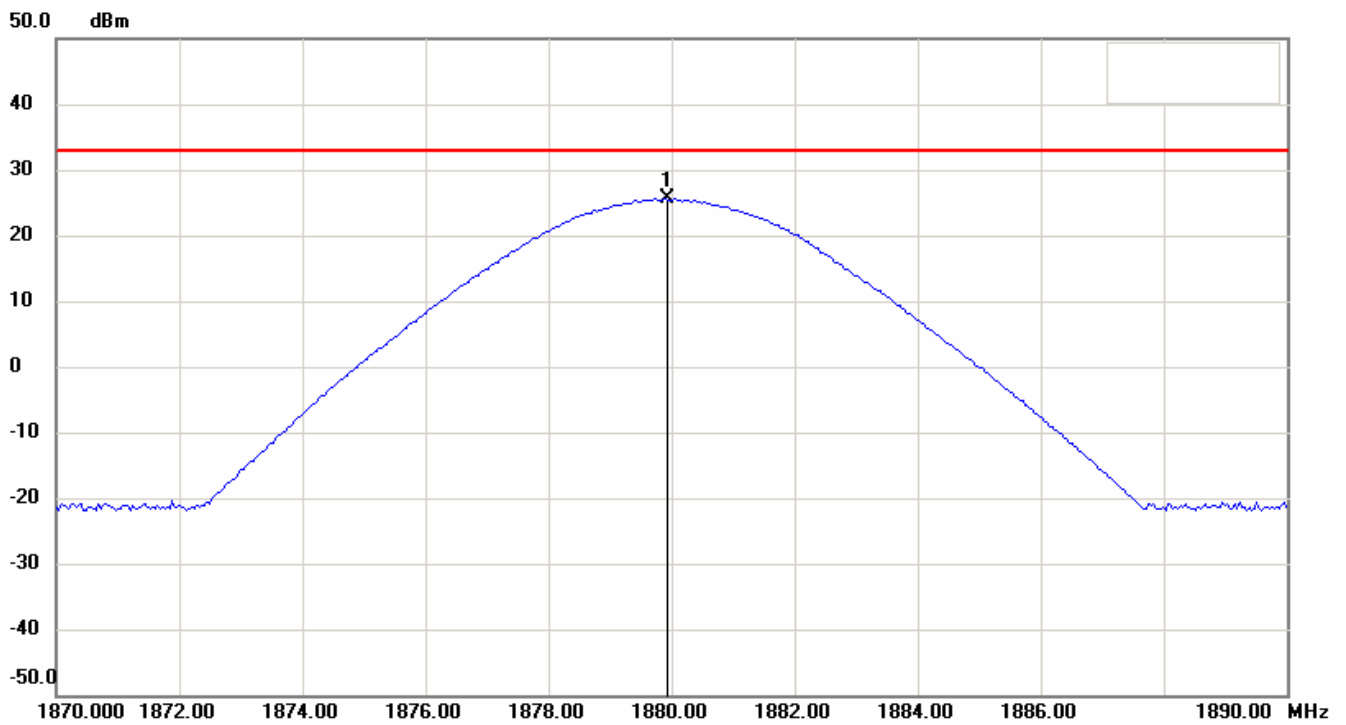


Report Number: W6M20802-8869-P-22/24
FCC ID: V3H-B8

Antenna Polarization H (CH 661)



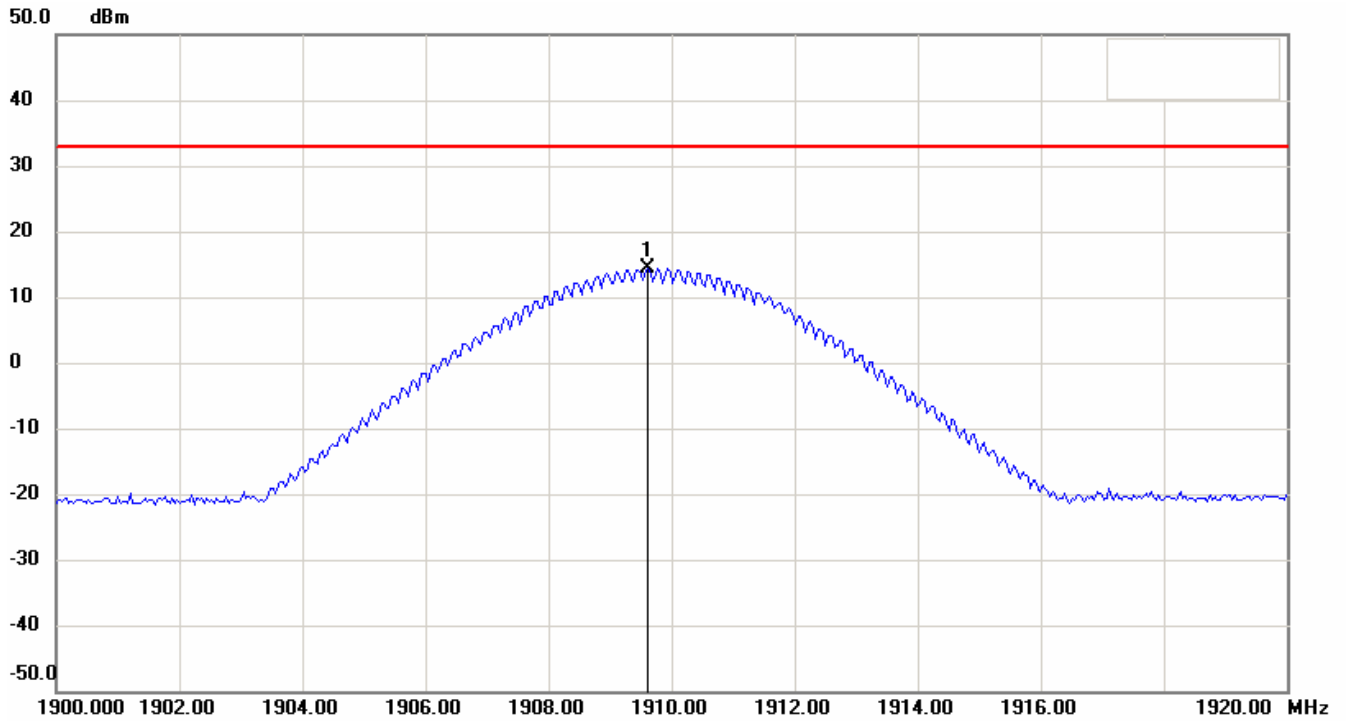
Antenna Polarization V



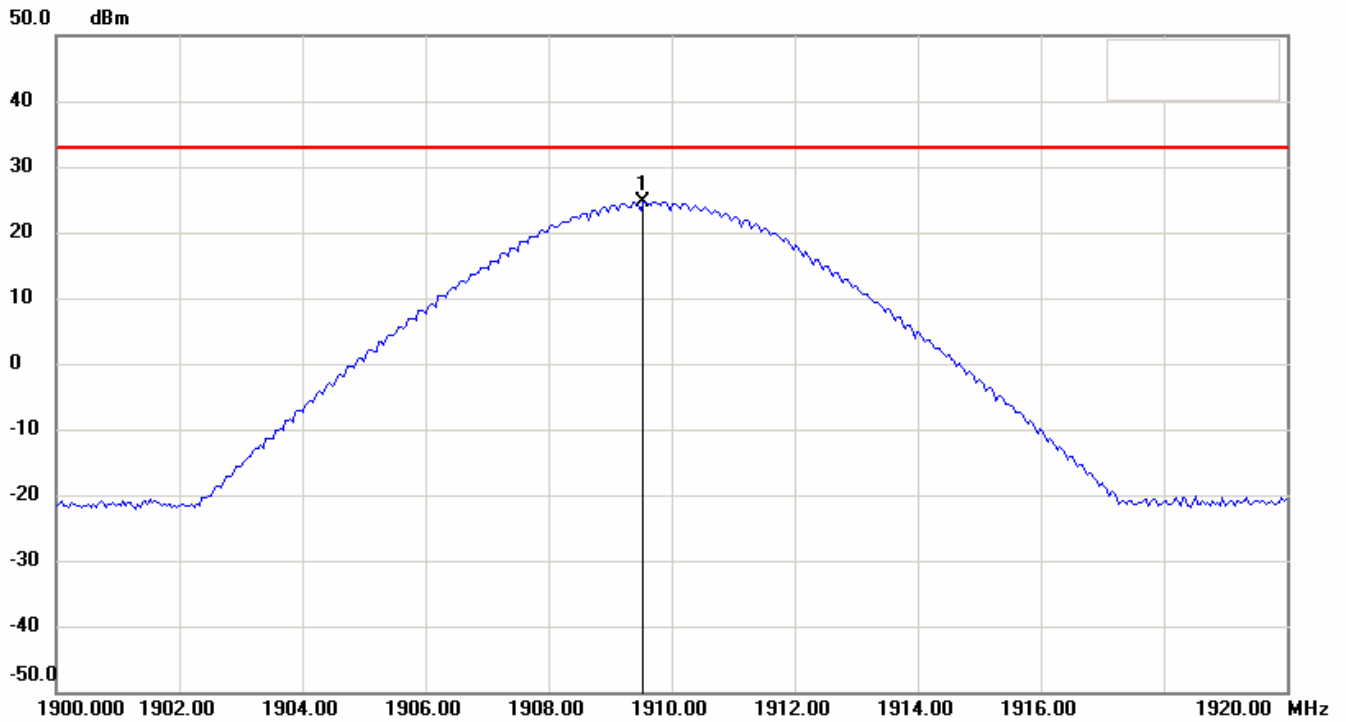


Report Number: W6M20802-8869-P-22/24
FCC ID: V3H-B8

Antenna Polarization H (CH 810)



Antenna Polarization V

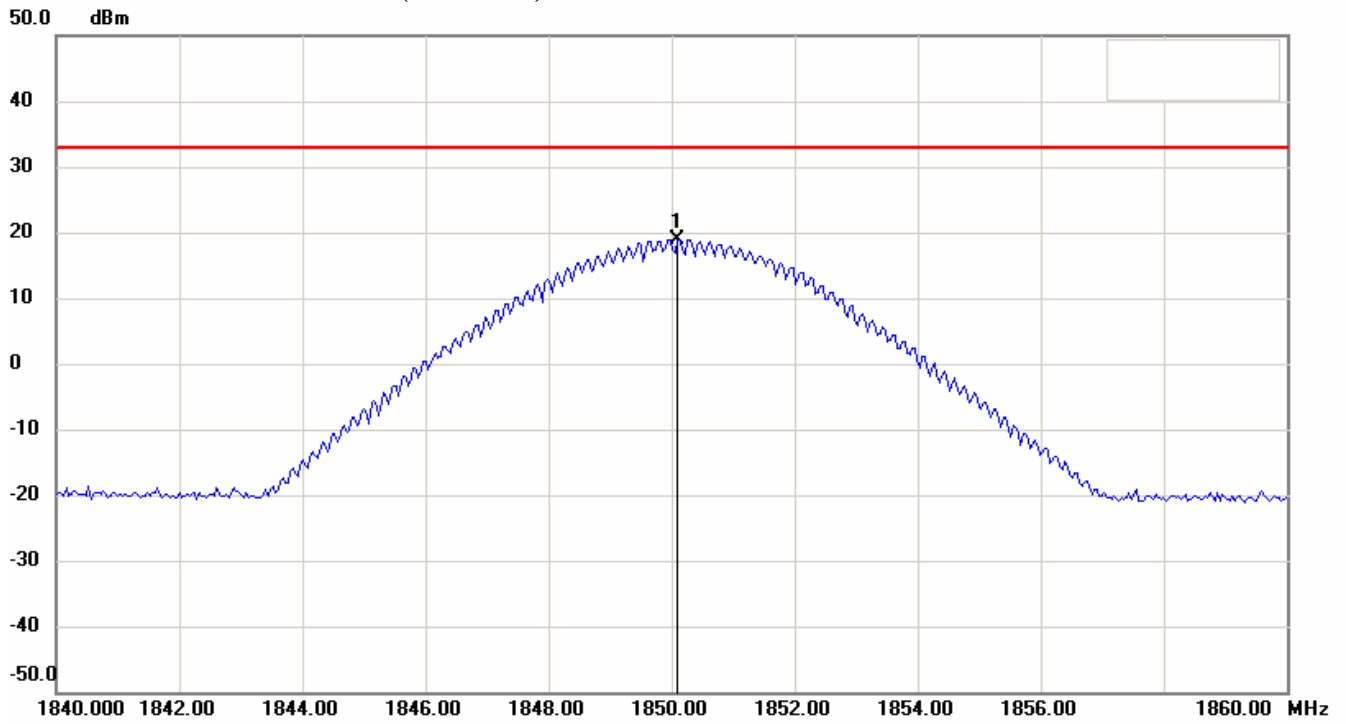




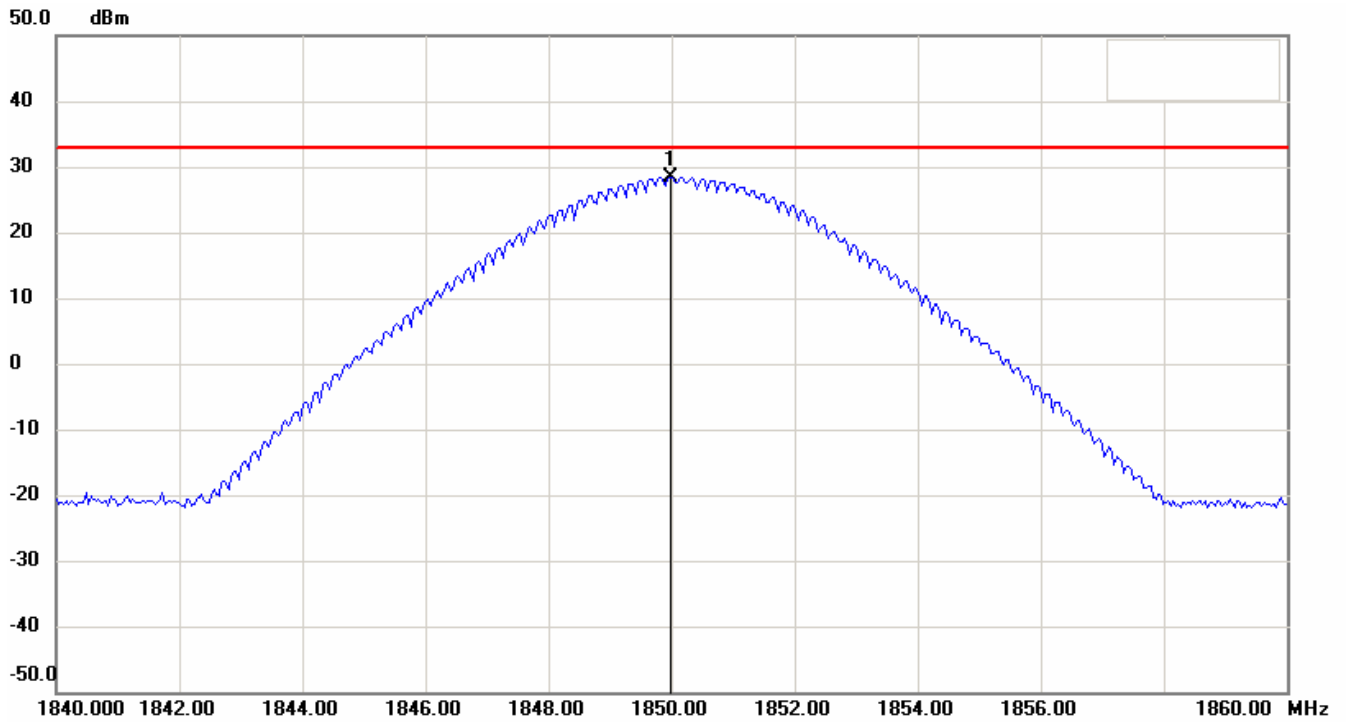
Report Number: W6M20802-8869-P-22/24
FCC ID: V3H-B8

1900band_4.2V

Antenna Polarization H (CH 512)



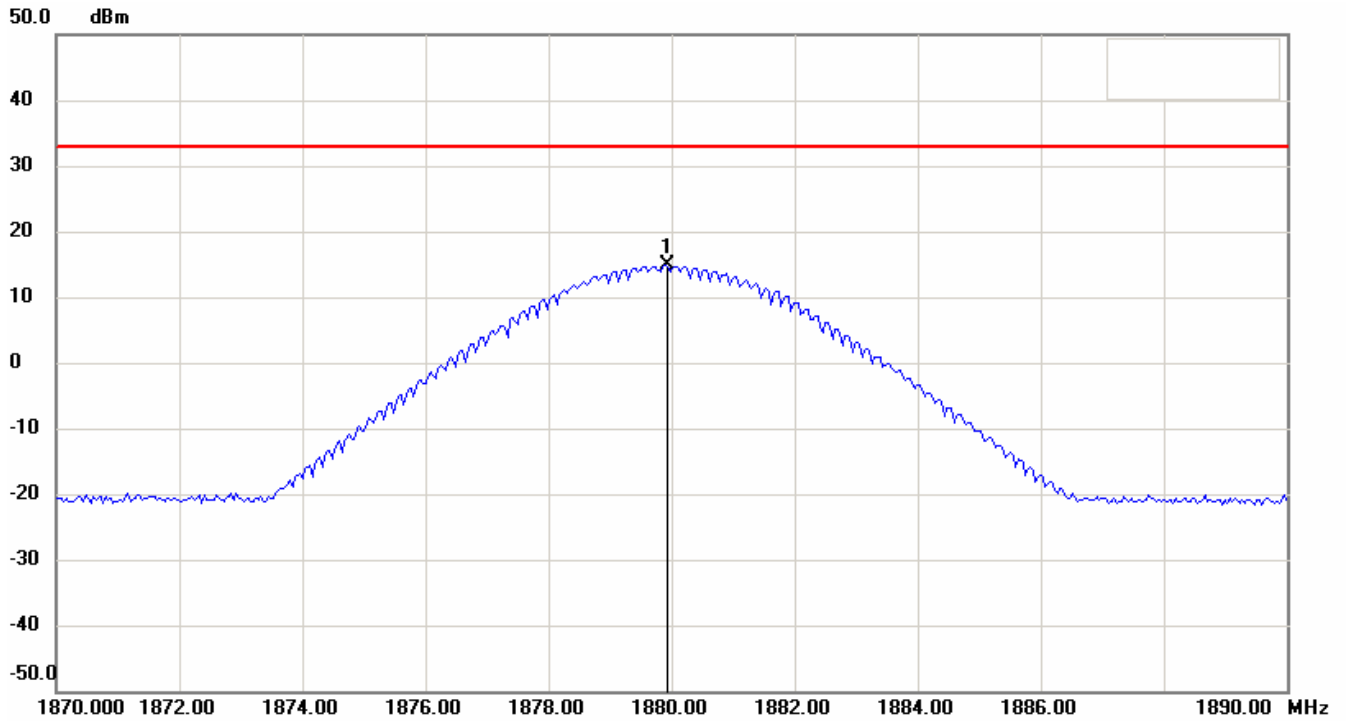
Antenna Polarization V



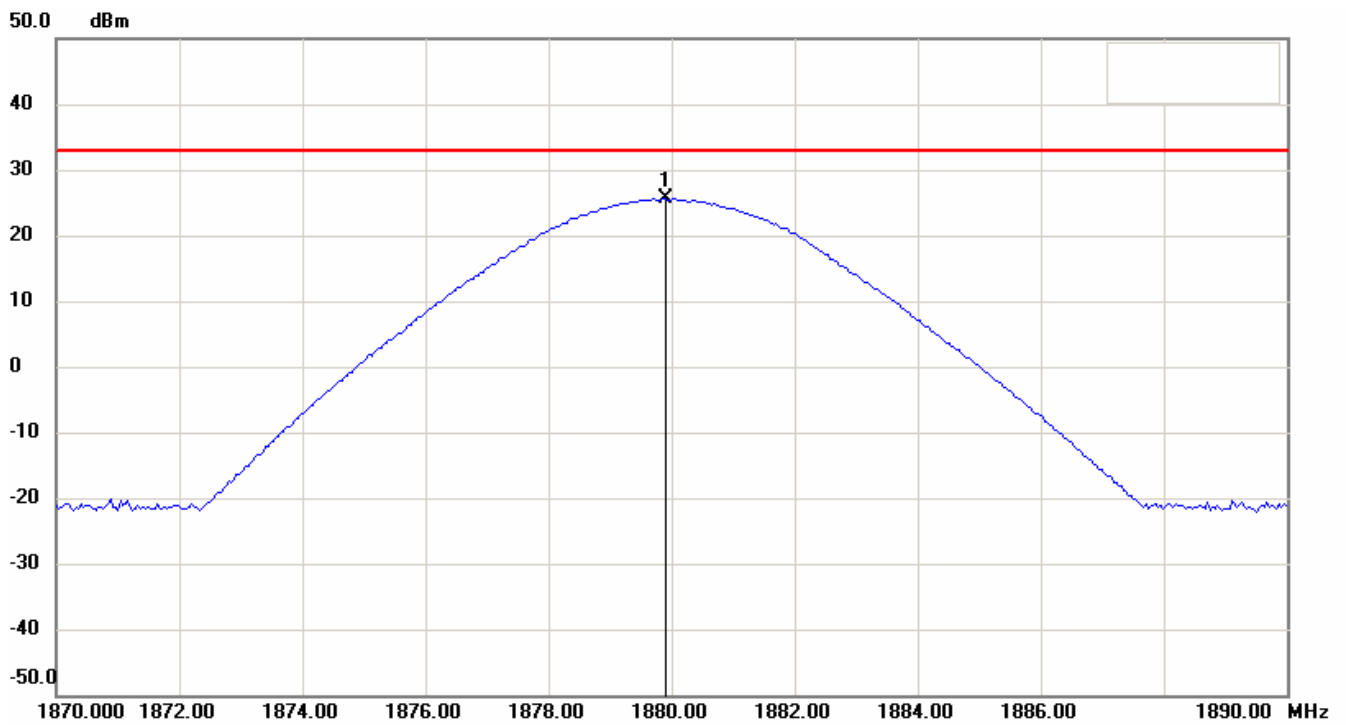


Report Number: W6M20802-8869-P-22/24
FCC ID: V3H-B8

Antenna Polarization H (CH 661)



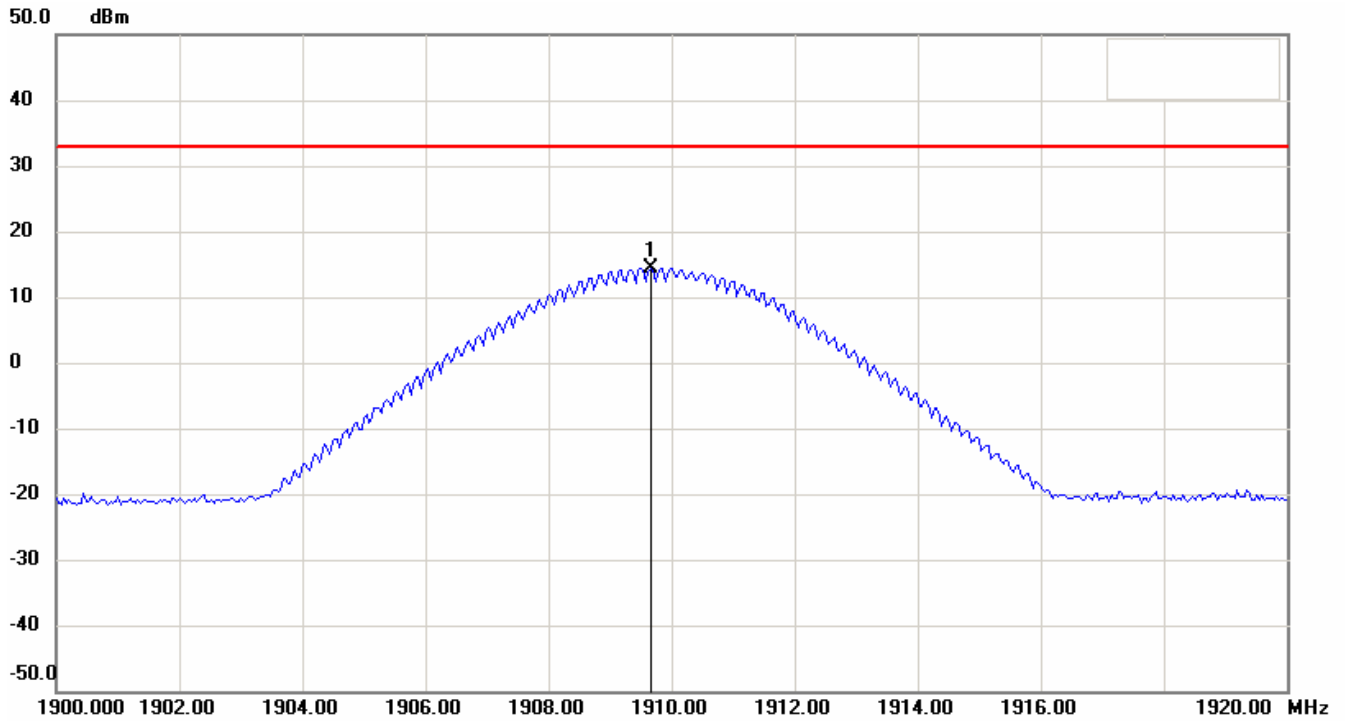
Antenna Polarization V



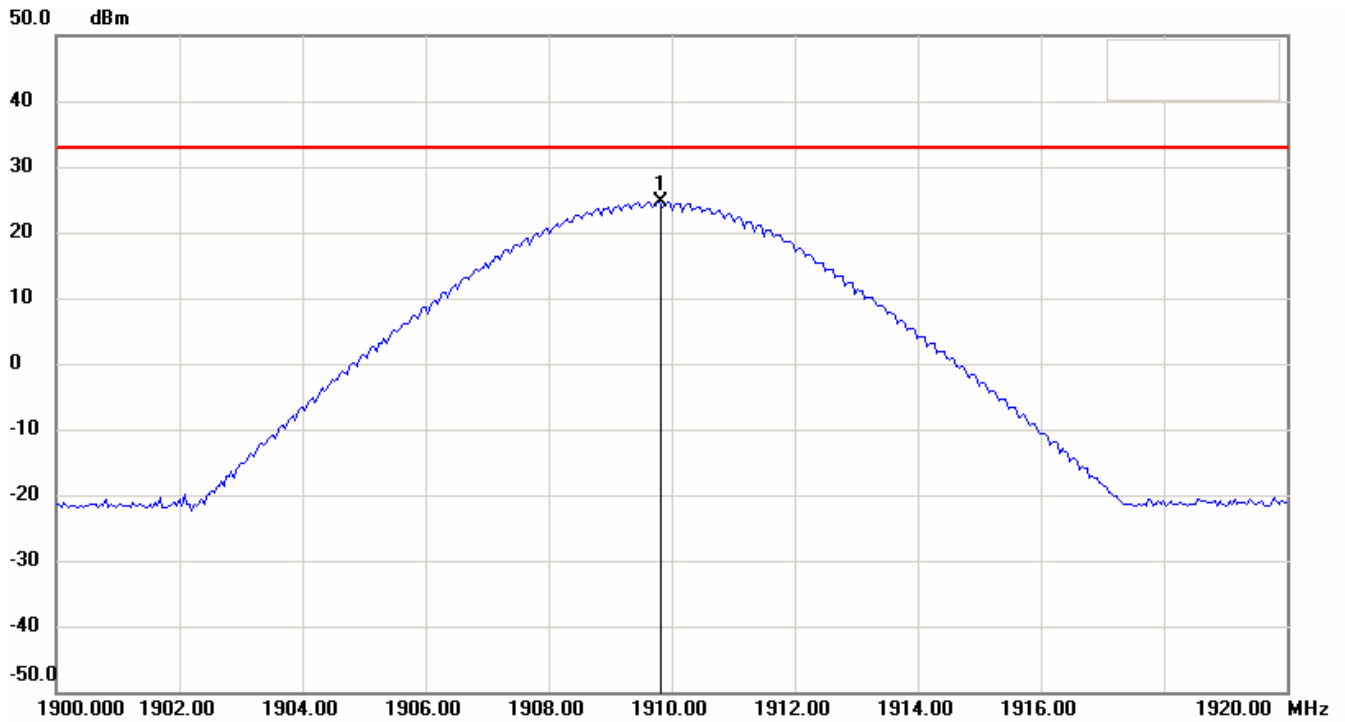


Report Number: W6M20802-8869-P-22/24
FCC ID: V3H-B8

Antenna Polarization H (CH 810)



Antenna Polarization V



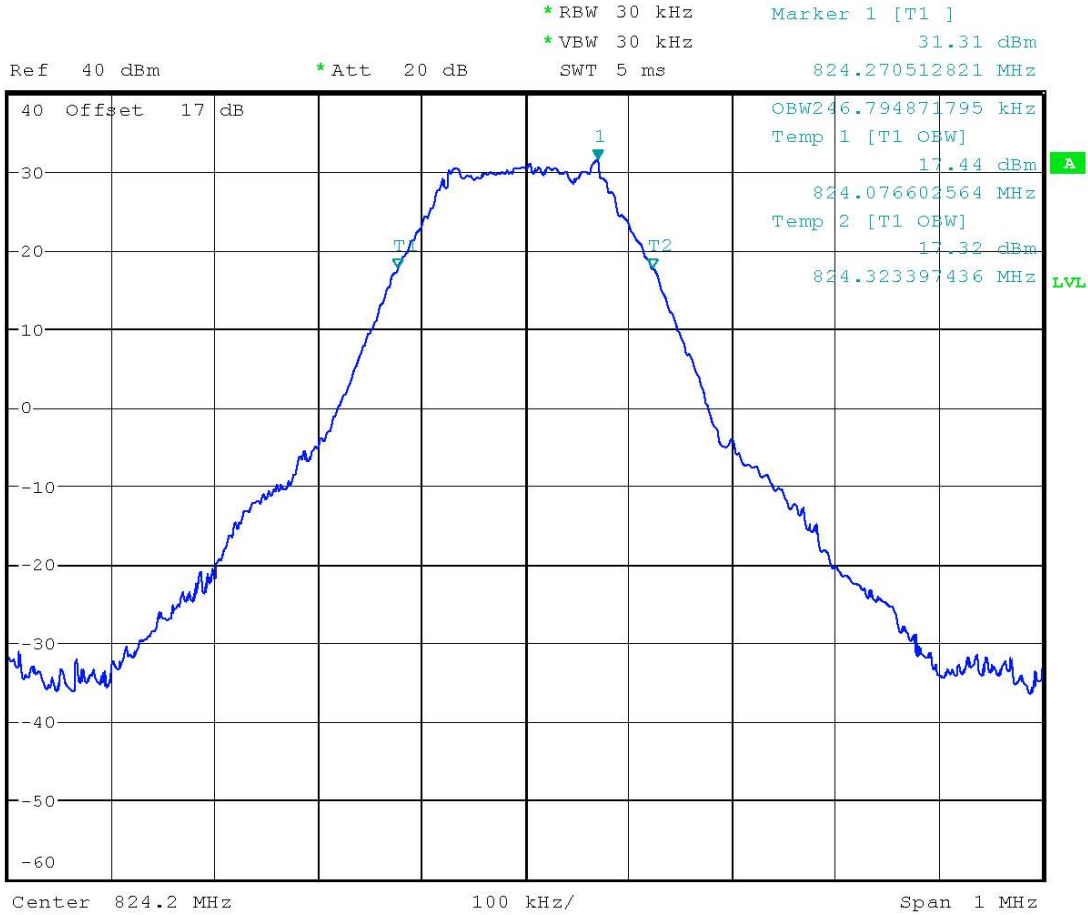
Note:

1. The plots are pre-scanned data for determining the tested points and for reference only.
2. The exact test result is shown in the data table of Output Power test of this test report.



Report Number: W6M20802-8869-P-22/24
FCC ID: V3H-B8

Occupied Bandwidth / Emission Mask



Occupied bandwidth 850 band CH128

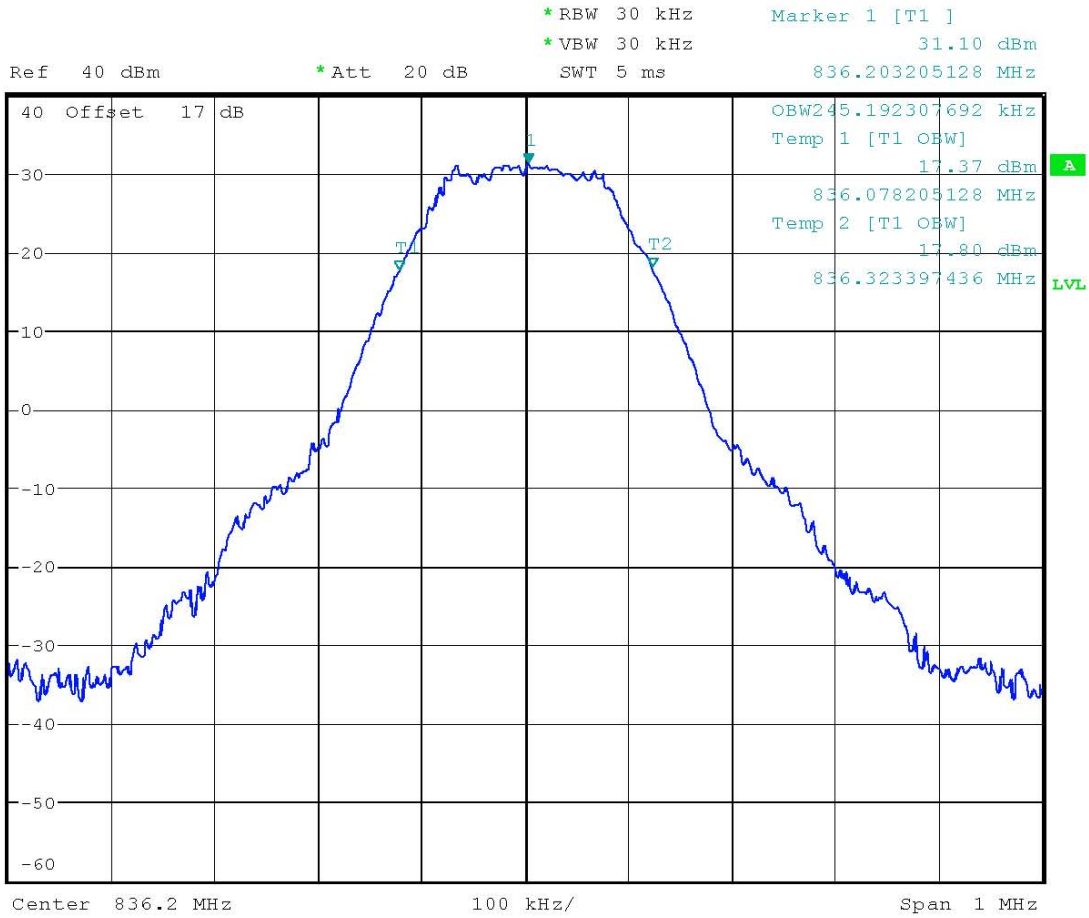
Date: 20.FEB.2008 11:41:47



Taiwan ETS Product Service Co., Ltd.

Report Number: W6M20802-8869-P-22/24

FCC ID: V3H-B8



Occupied bandwidth 850 band CH188

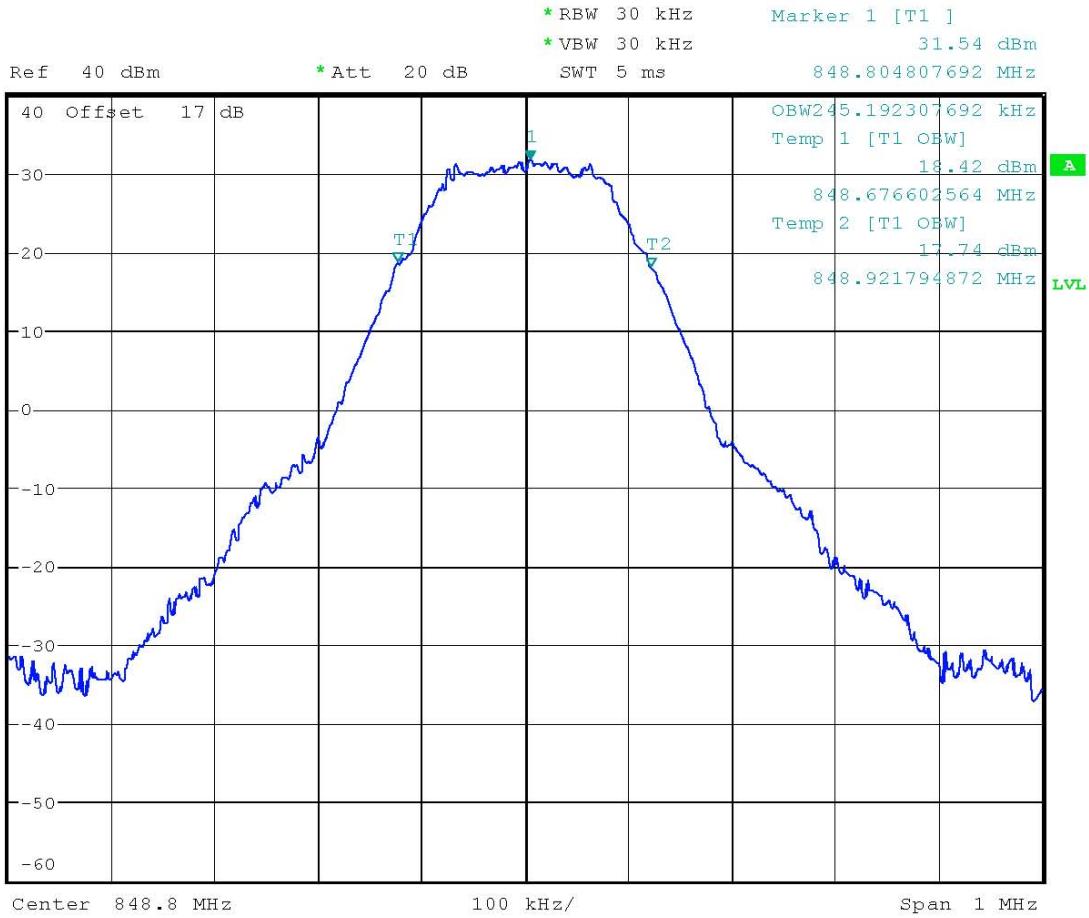
Date: 20.FEB.2008 11:44:08



Taiwan ETS Product Service Co., Ltd.

Report Number: W6M20802-8869-P-22/24

FCC ID: V3H-B8



Occupied bandwidth 850 band CH251

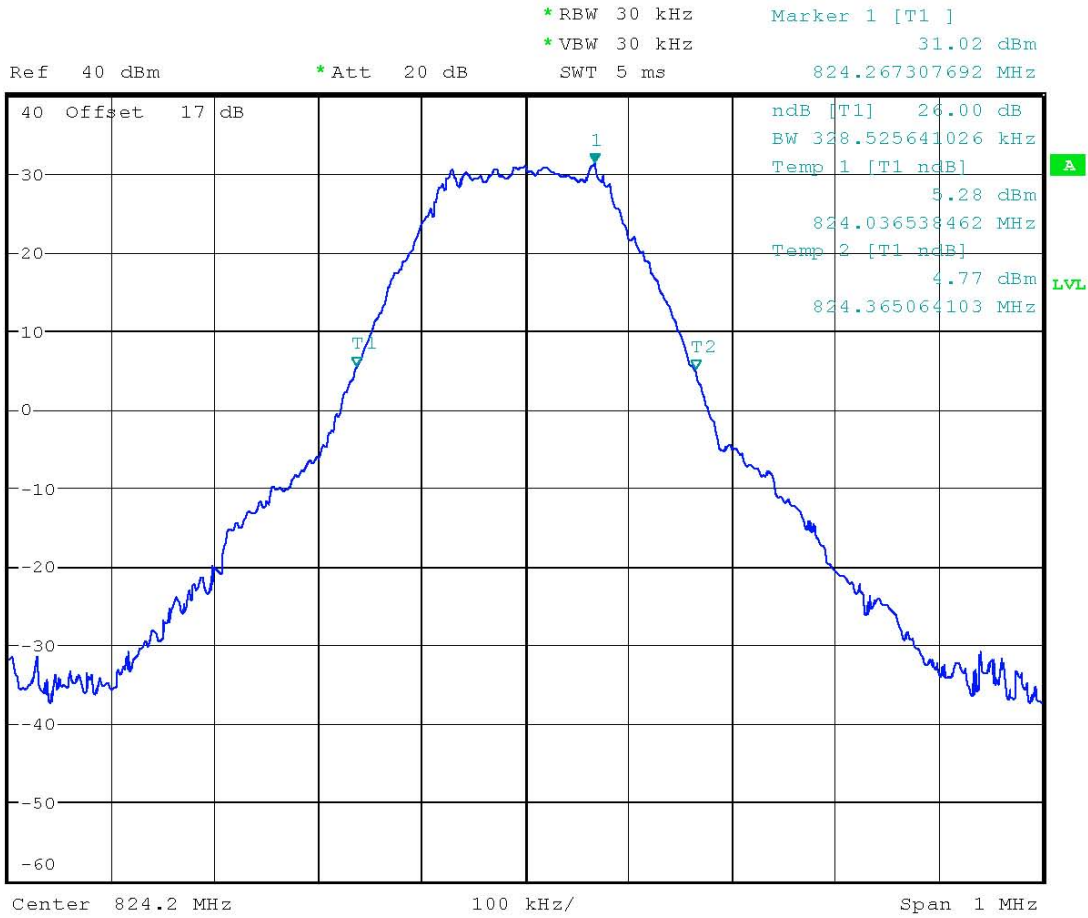
Date: 20.FEB.2008 11:43:33



Taiwan ETS Product Service Co., Ltd.

Report Number: W6M20802-8869-P-22/24

FCC ID: V3H-B8



26dB bandwidth 850 band CH128

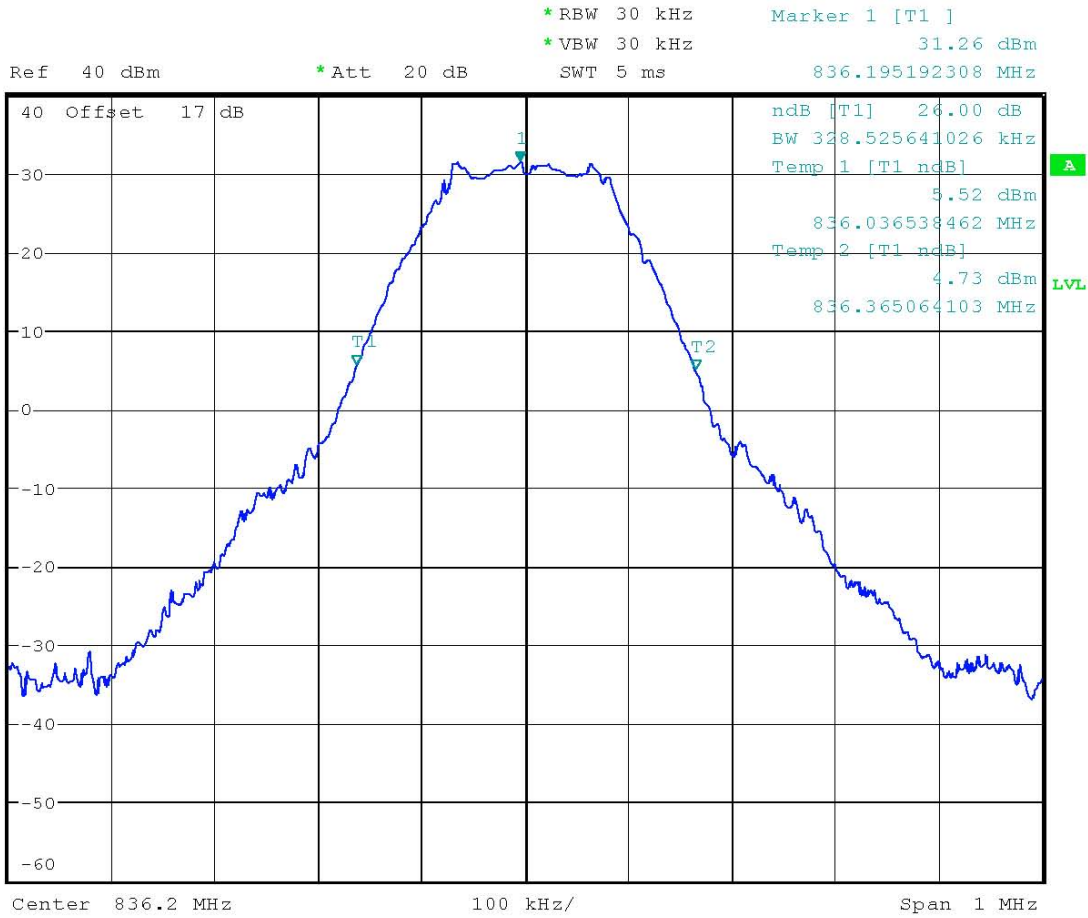
Date: 20.FEB.2008 11:35:19



Taiwan ETS Product Service Co., Ltd.

Report Number: W6M20802-8869-P-22/24

FCC ID: V3H-B8



26dB bandwidth 850 band CH188

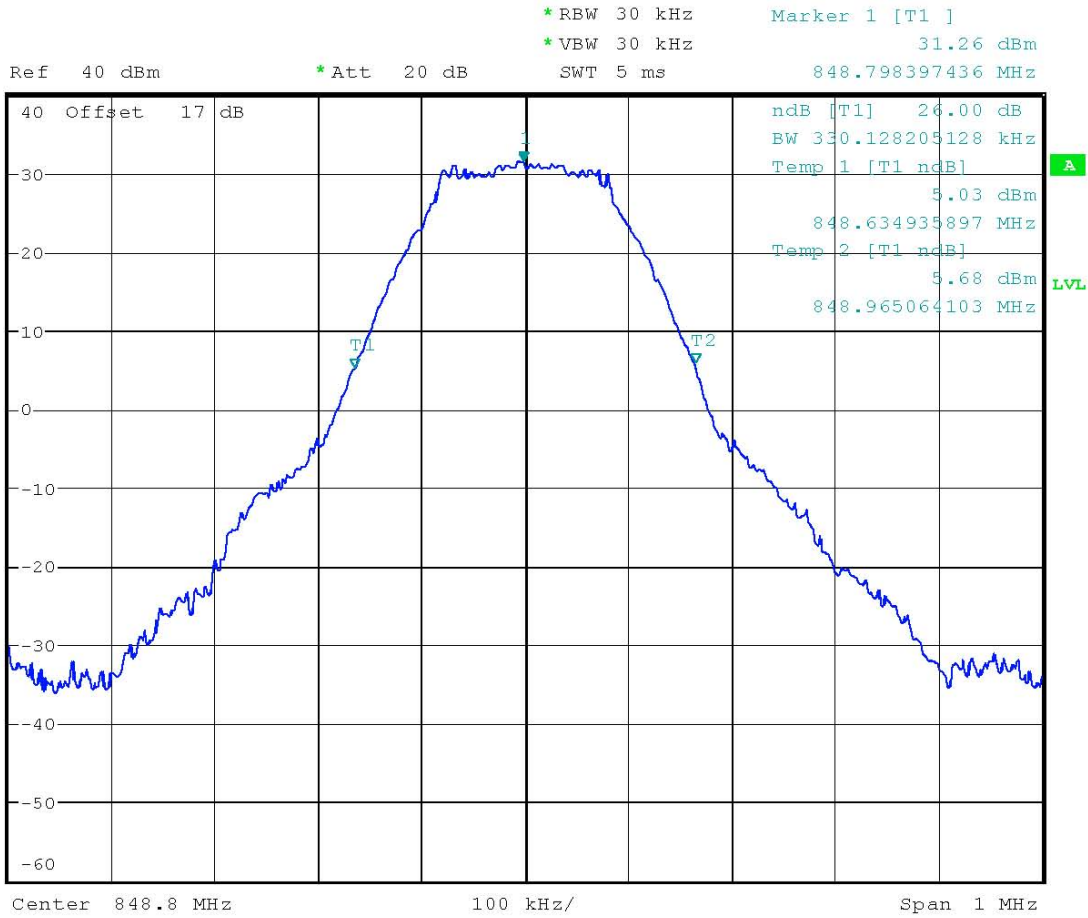
Date: 20.FEB.2008 11:34:49



Taiwan ETS Product Service Co., Ltd.

Report Number: W6M20802-8869-P-22/24

FCC ID: V3H-B8



26dB bandwidth 850 band CH251

Date: 20.FEB.2008 11:34:12



Taiwan ETS Product Service Co., Ltd.

Report Number: W6M20802-8869-P-22/24

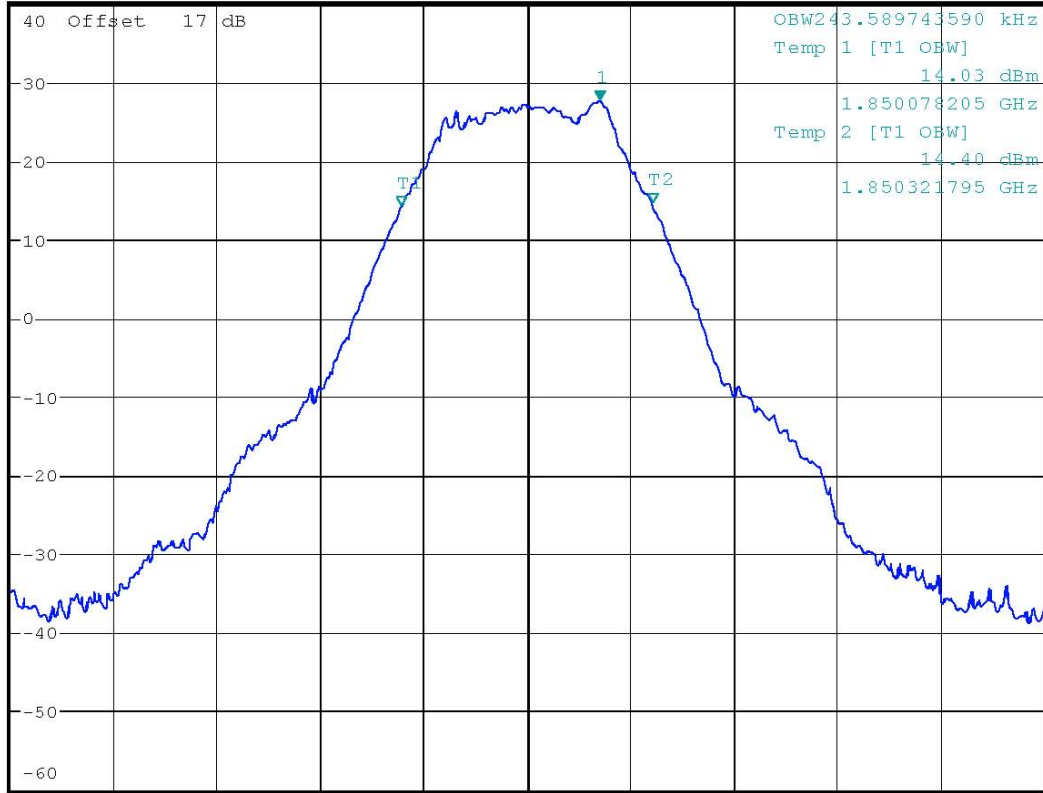
FCC ID: V3H-B8



*RBW 30 kHz Marker 1 [T1]
 *VBW 30 kHz 27.44 dBm
 SWT 5 ms 1.850270513 GHz

Ref 40 dBm *Att 20 dB

1 PK
 MAXH



Center 1.8502 GHz 100 kHz/ Span 1 MHz

Occupied bandwidth 1900 band CH512

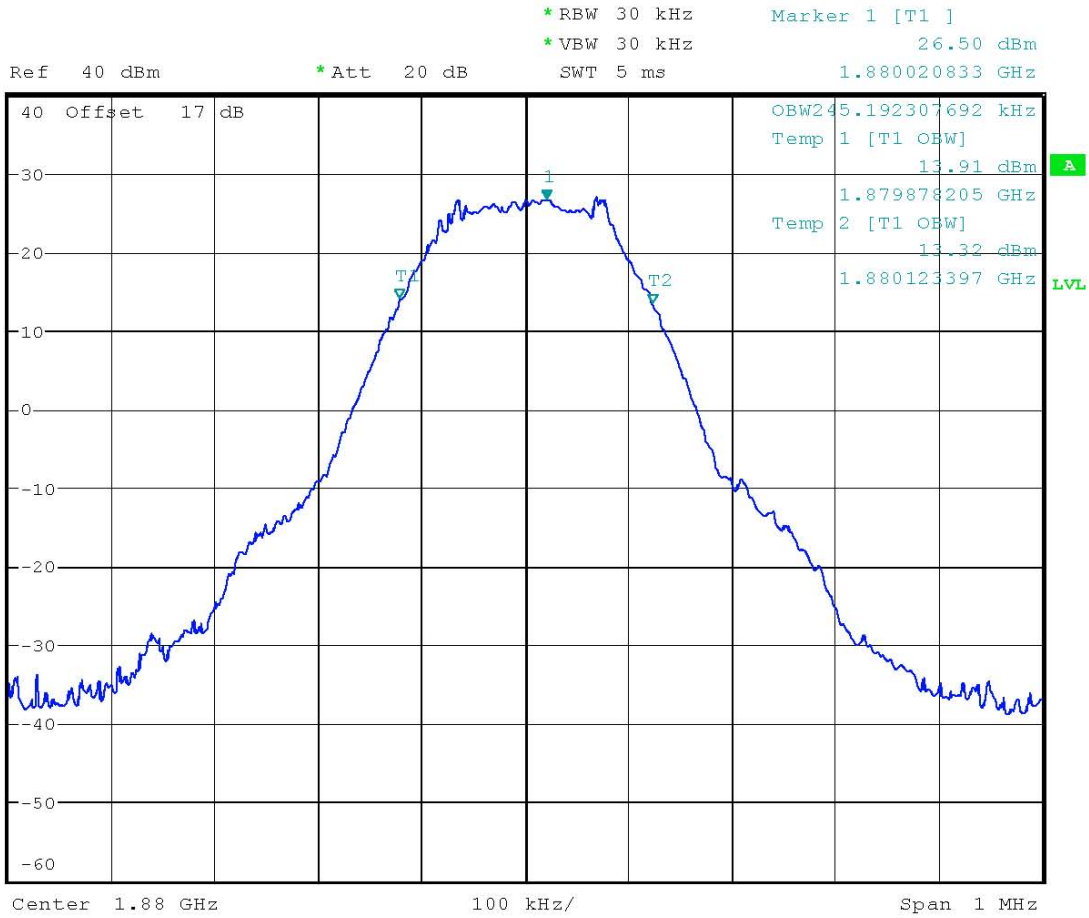
Date: 20.FEB.2008 11:40:59



Taiwan ETS Product Service Co., Ltd.

Report Number: W6M20802-8869-P-22/24

FCC ID: V3H-B8



Occupied bandwidth 1900 band CH661

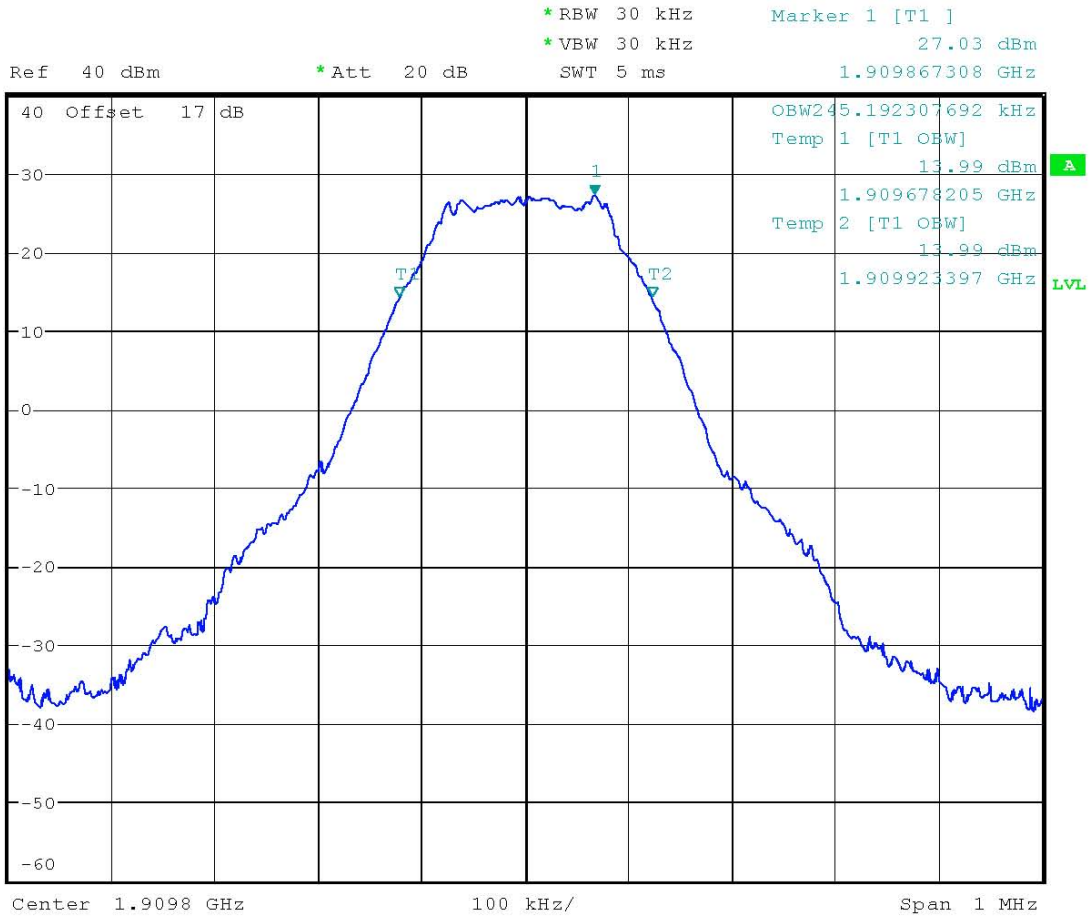
Date: 20.FEB.2008 11:40:12



Taiwan ETS Product Service Co., Ltd.

Report Number: W6M20802-8869-P-22/24

FCC ID: V3H-B8



Occupied bandwidth 1900 band CH810

Date: 20.FEB.2008 11:39:36



Taiwan ETS Product Service Co., Ltd.

Report Number: W6M20802-8869-P-22/24

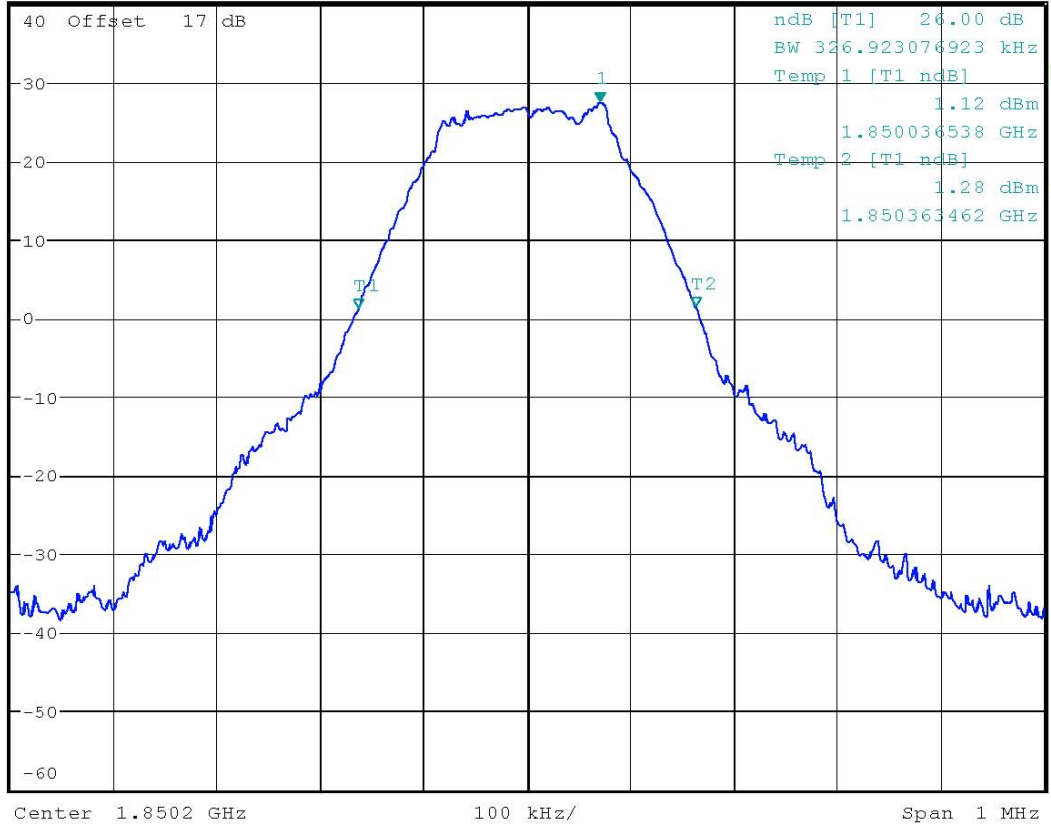
FCC ID: V3H-B8



*RBW 30 kHz Marker 1 [T1]
 *VBW 30 kHz 27.33 dBm
 SWT 5 ms 1.850270513 GHz

Ref 40 dBm *Att 20 dB

1 PK
MAXH



26dB bandwidth 1900 band CH512

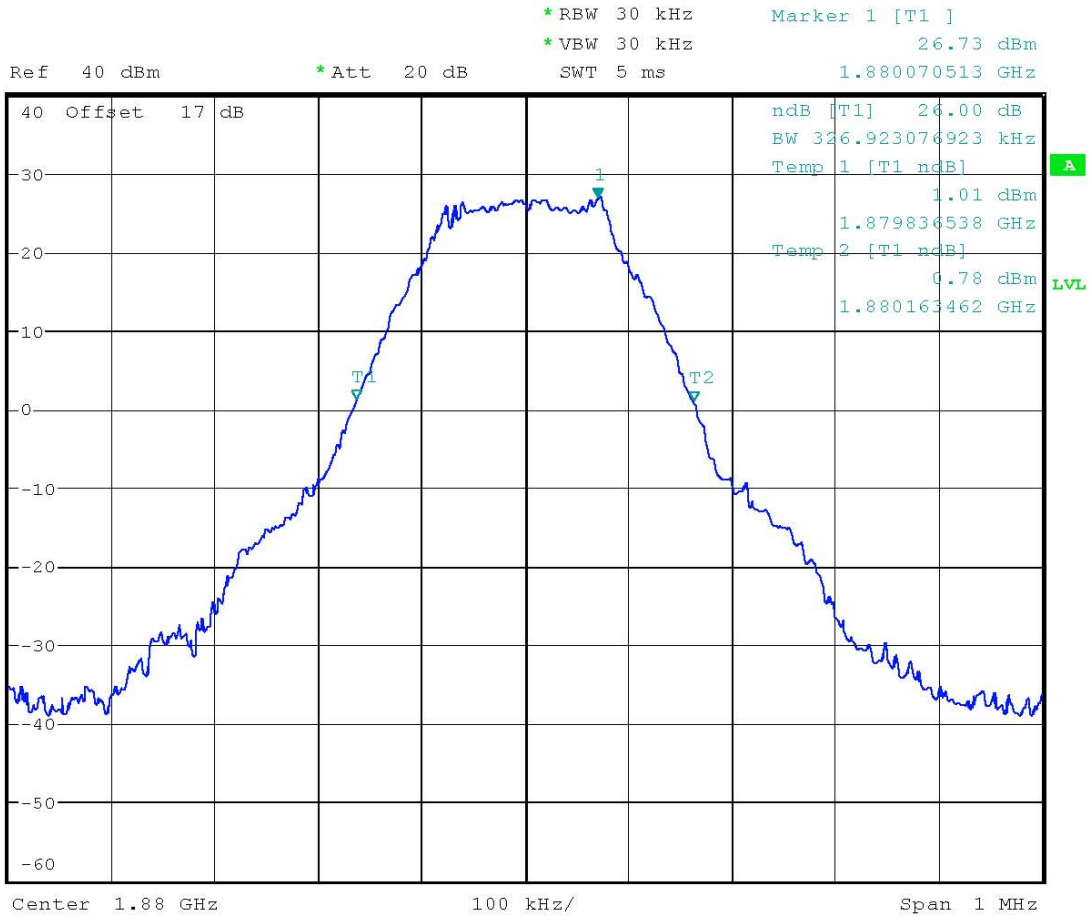
Date: 20.FEB.2008 11:36:54



Taiwan ETS Product Service Co., Ltd.

Report Number: W6M20802-8869-P-22/24

FCC ID: V3H-B8



26dB bandwidth 1900 band CH661

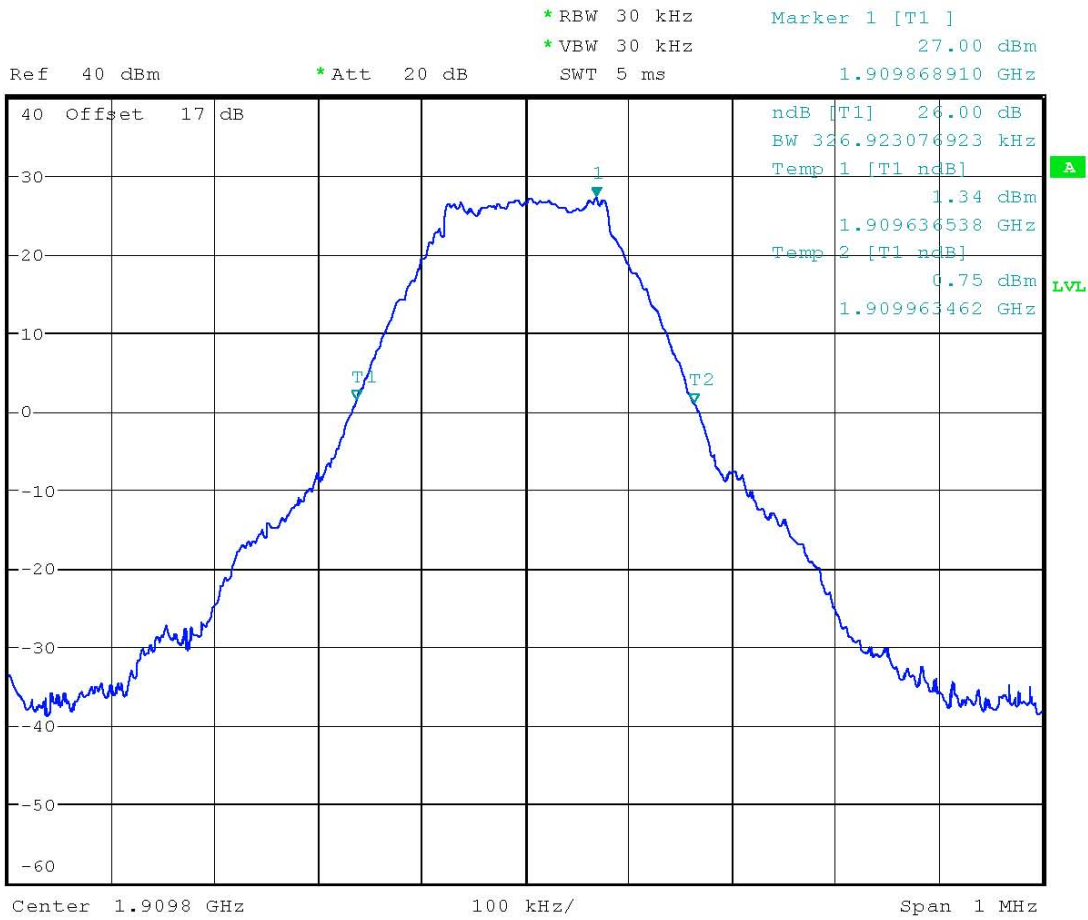
Date: 20.FEB.2008 11:37:36



Taiwan ETS Product Service Co., Ltd.

Report Number: W6M20802-8869-P-22/24

FCC ID: V3H-B8



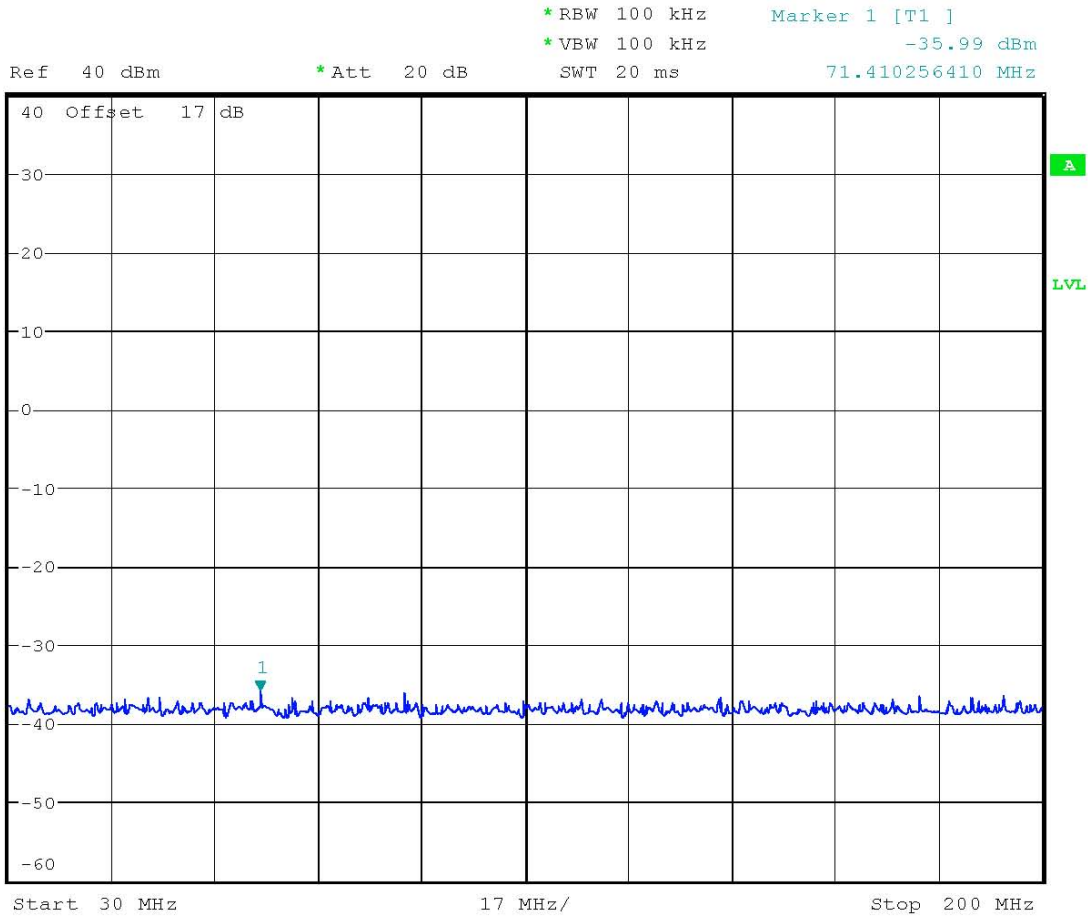
26dB bandwidth 1900 band CH810

Date: 20.FEB.2008 11:38:24



Report Number: W6M20802-8869-P-22/24
FCC ID: V3H-B8

Spurious Emissions at Antenna Terminals



Conducted Spurious Emission 850 band CH128

Date: 20.FEB.2008 11:46:55



Taiwan ETS Product Service Co., Ltd.

Report Number: W6M20802-8869-P-22/24

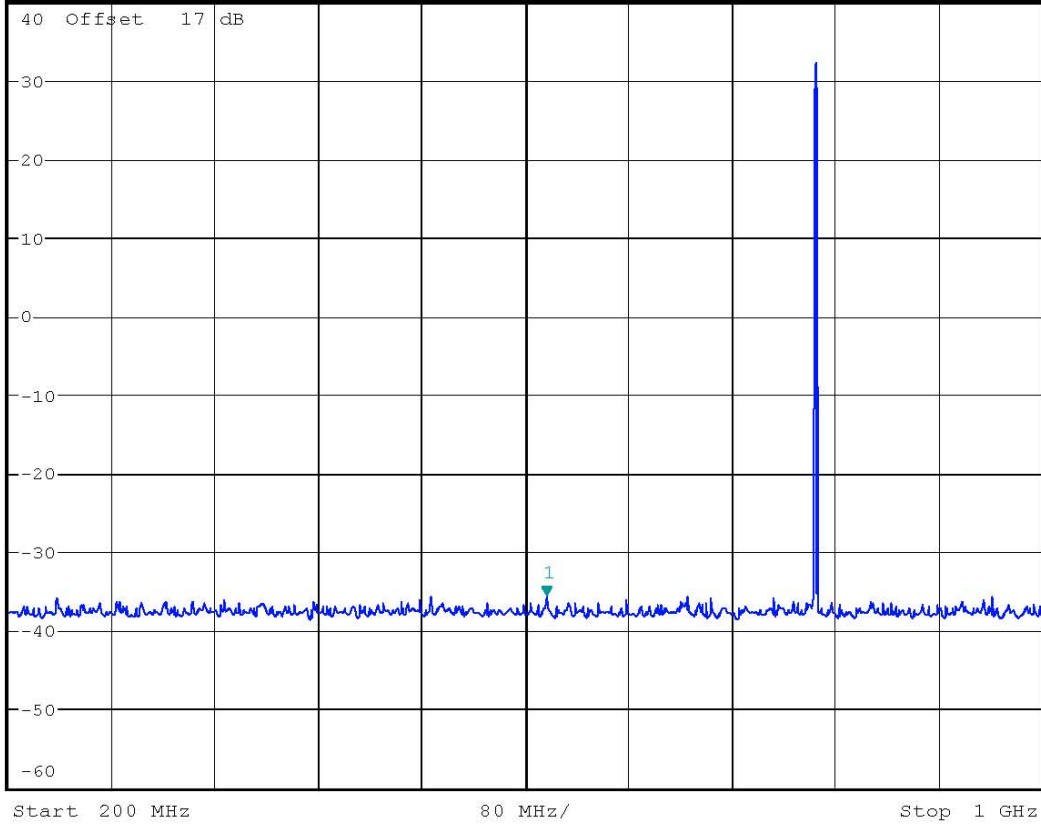
FCC ID: V3H-B8



*RBW 100 kHz Marker 1 [T1]
*VBW 100 kHz -35.82 dBm
SWT 80 ms 616.666666667 MHz

Ref 40 dBm

*Att 20 dB



Conducted Spurious Emission 850 band CH128

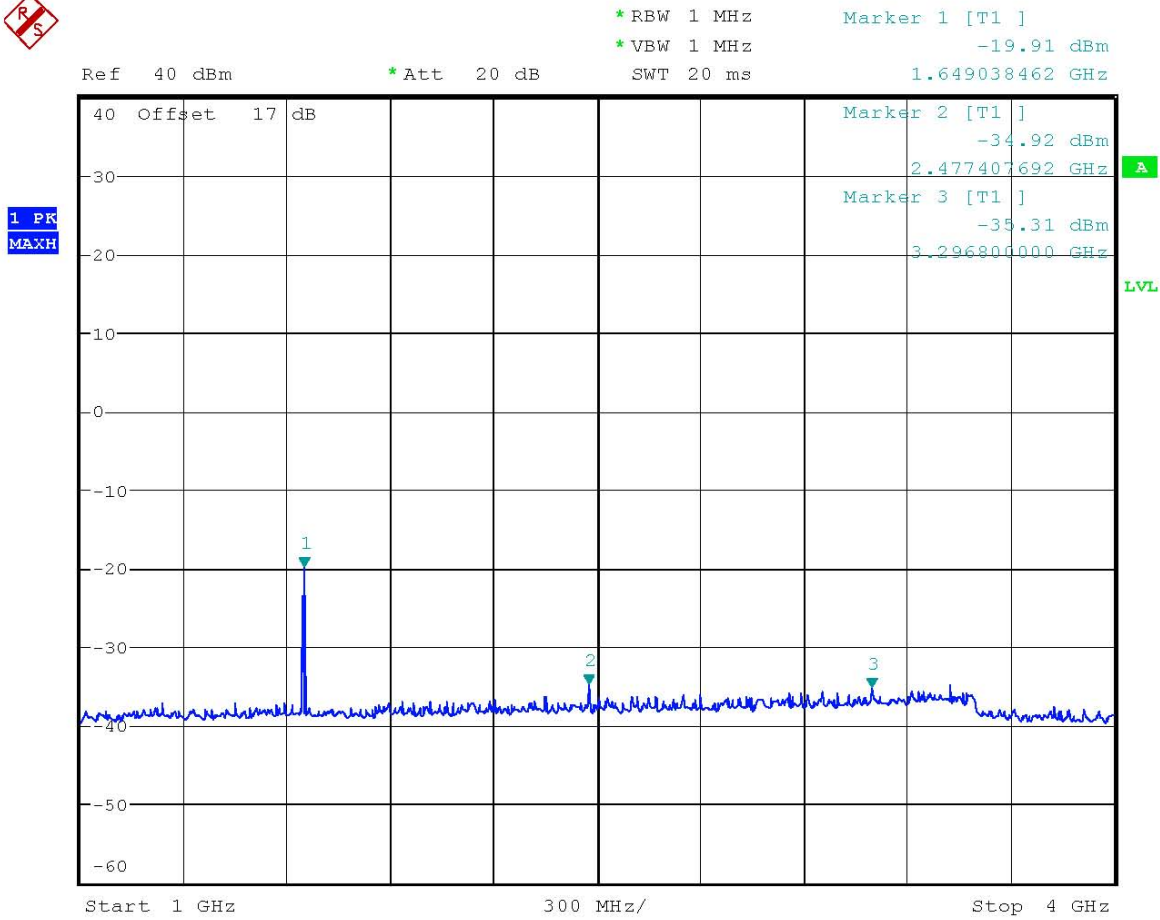
Date: 20.FEB.2008 11:47:55



Taiwan ETS Product Service Co., Ltd.

Report Number: W6M20802-8869-P-22/24

FCC ID: V3H-B8



Conducted Spurious Emission 850 band CH128

Date: 20.FEB.2008 11:49:49



Taiwan ETS Product Service Co., Ltd.

Report Number: W6M20802-8869-P-22/24

FCC ID: V3H-B8



*RBW 1 MHz
*VBW 1 MHz
SWT 25 ms

Marker 1 [T1]

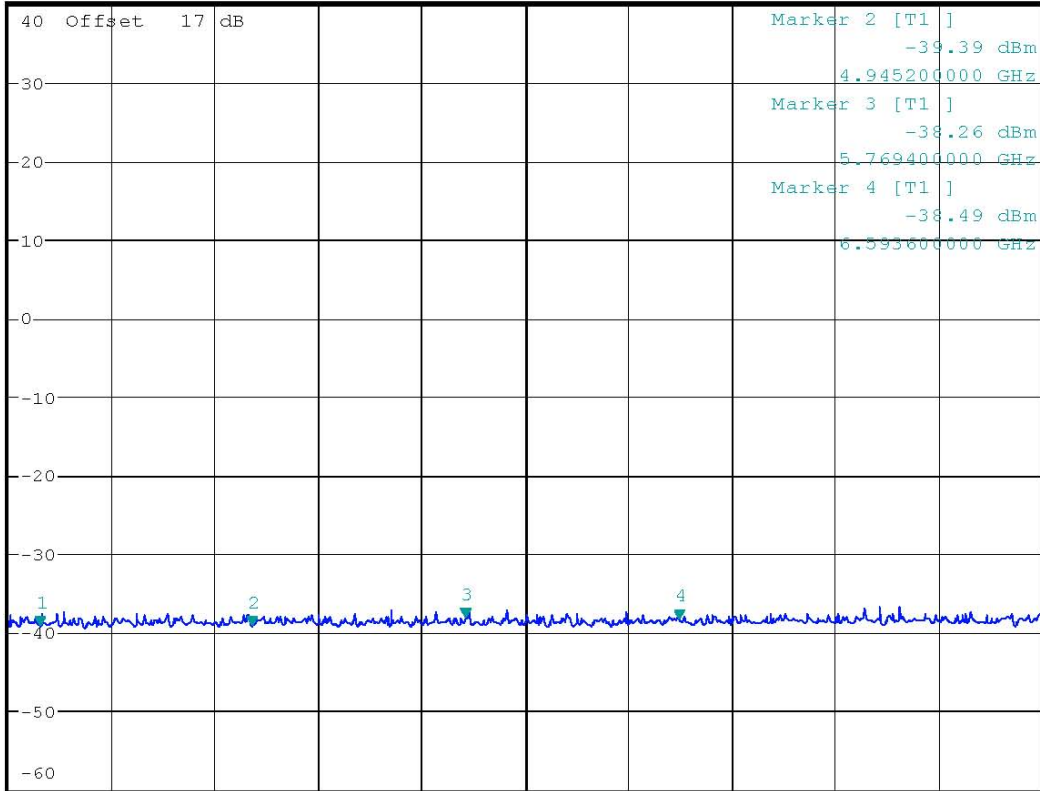
-39.37 dBm

4.121000000 GHz

Ref 40 dBm

*Att 20 dB

SWT 25 ms



Start 4 GHz

400 MHz/

Stop 8 GHz

Conducted Spurious Emission 850 band CH128

Date: 20.FEB.2008 11:50:44



Taiwan ETS Product Service Co., Ltd.

Report Number: W6M20802-8869-P-22/24

FCC ID: V3H-B8



*RBW 1 MHz
*VBW 1 MHz
SWT 30 ms

Marker 1 [T1]

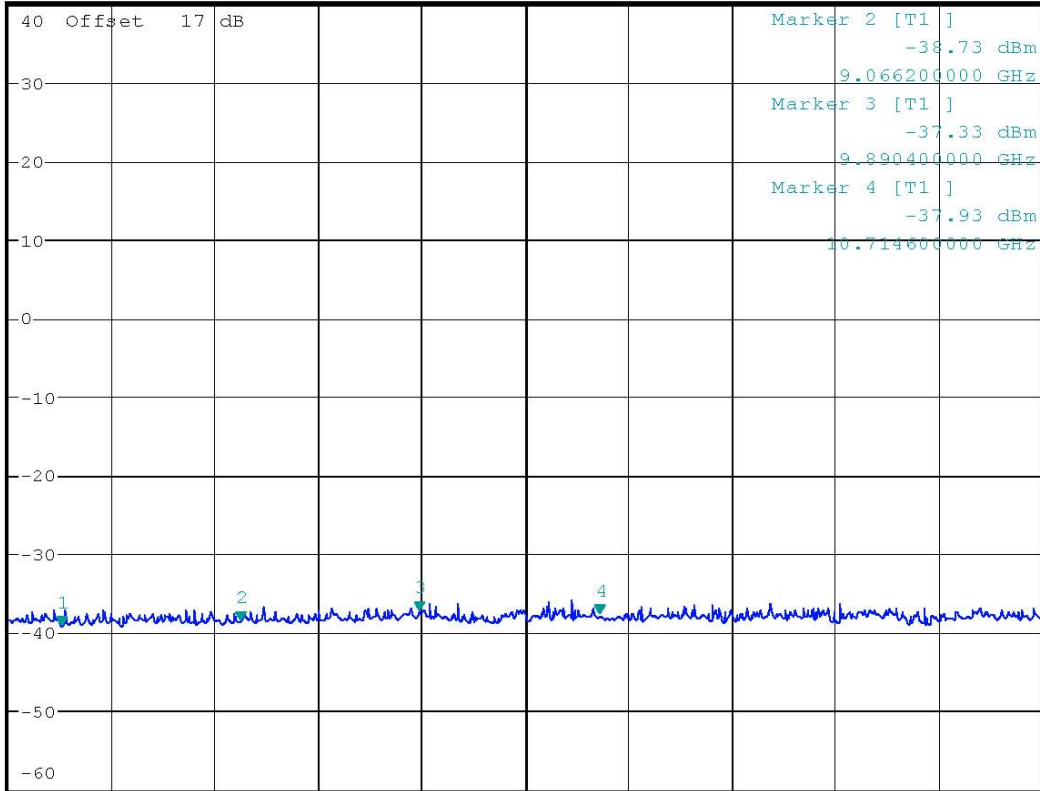
-39.30 dBm

8.242000000 GHz

Ref 40 dBm

*Att 20 dB

SWT 30 ms



Start 8 GHz

475 MHz/

Stop 12.75 GHz

Conducted Spurious Emission 850 band CH128

Date: 20.FEB.2008 11:51:20



Report Number: W6M20802-8869-P-22/24

FCC ID: V3H-B8



*RBW 1 MHz
*VBW 1 MHz
SWT 35 ms

Marker 1 [T1]

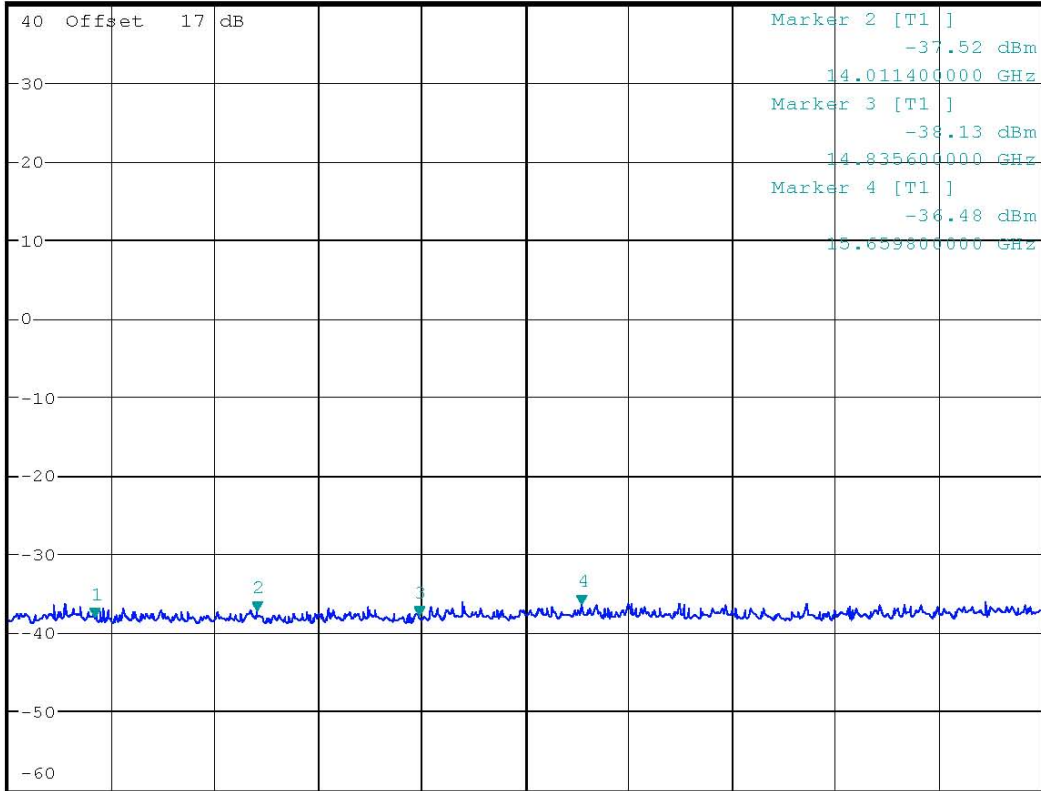
-38.25 dBm

13.187200000 GHz

Ref 40 dBm

*Att 20 dB

SWT 35 ms



Start 12.75 GHz

525 MHz/

Stop 18 GHz

Conducted Spurious Emission 850 band CH128

Date: 20.FEB.2008 11:52:02



Taiwan ETS Product Service Co., Ltd.

Report Number: W6M20802-8869-P-22/24

FCC ID: V3H-B8

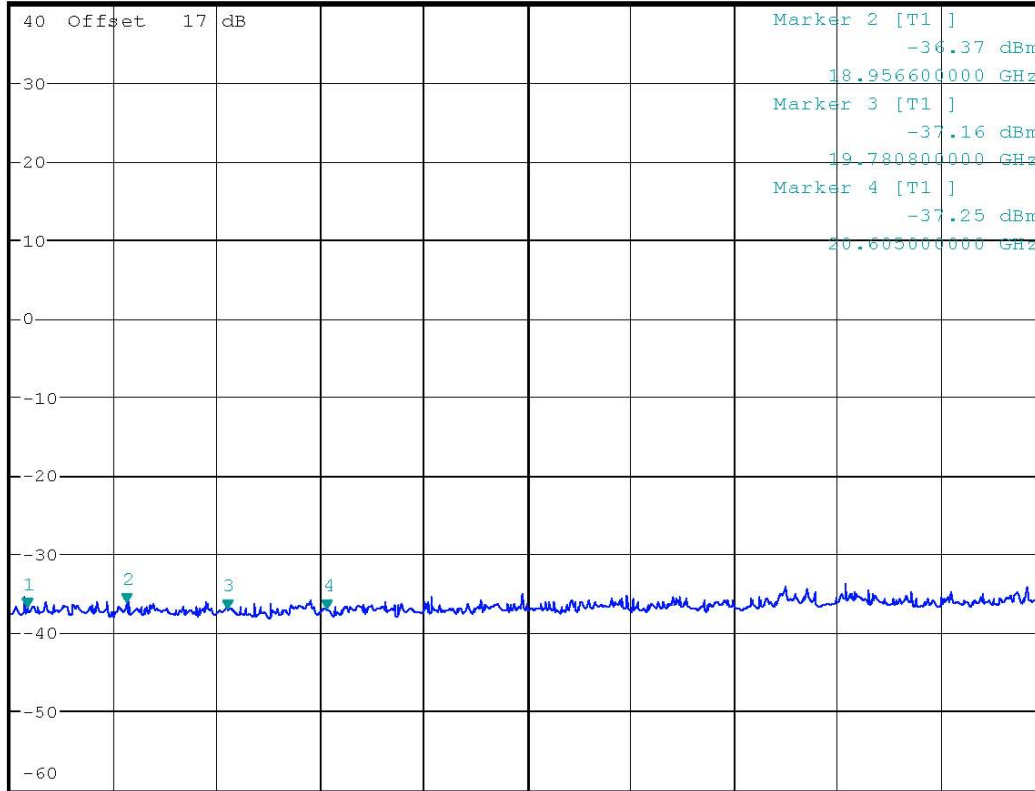


*RBW 1 MHz
*VBW 1 MHz
SWT 50 ms

Marker 1 [T1]
-37.00 dBm
18.132400000 GHz

Ref 40 dBm *Att 20 dB

1 PK
MAXH



Start 18 GHz

850 MHz/

Stop 26.5 GHz

Conducted Spurious Emission 850 band CH128

Date: 20.FEB.2008 11:52:46



Taiwan ETS Product Service Co., Ltd.

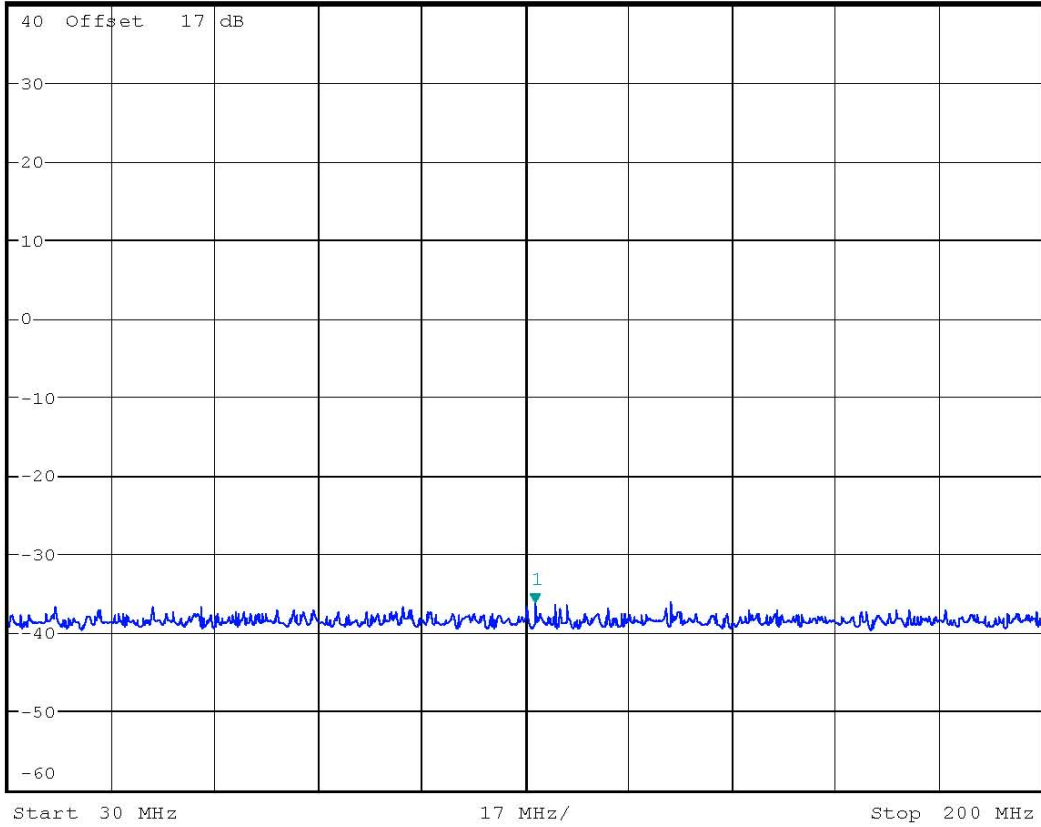
Report Number: W6M20802-8869-P-22/24

FCC ID: V3H-B8



*RBW 100 kHz Marker 1 [T1]
*VBW 100 kHz -36.44 dBm
SWT 20 ms 116.634615385 MHz

Ref 40 dBm *Att 20 dB



Conducted Spurious Emission 850 band CH188

Date: 20.FEB.2008 11:53:32



Taiwan ETS Product Service Co., Ltd.

Report Number: W6M20802-8869-P-22/24

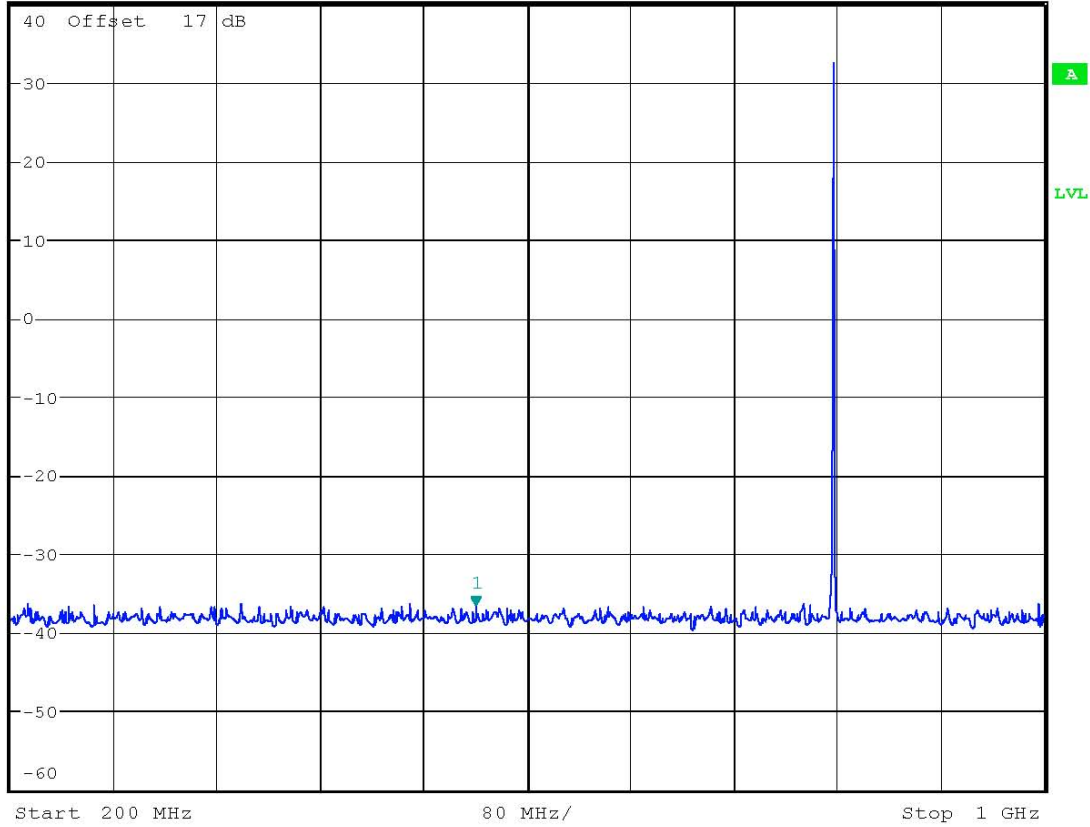
FCC ID: V3H-B8



*RBW 100 kHz Marker 1 [T1]
*VBW 100 kHz -36.73 dBm
SWT 80 ms 560.256410256 MHz

Ref 40 dBm *Att 20 dB

1 PK
MAXH



Conducted Spurious Emission 850 band CH188

Date: 20.FEB.2008 11:53:56