
Test Setup photographs

EUT Position: X-axis





EUT Position: Y-axis




EUT Position: Z-axis



Test Setup Photo of Radiated Measurement (Below 1000 MHz)



Test Setup Photo of Radiated Measurement (Above 1GHz)



Test Setup Photo for AC Conducted Emissions

