

SAR Test Setup Photographs

- Extremity SAR Test Photo

■ Test Setup Photo (Liquid depth)



Note: The liquid depth is maintained at a minimum depth of 15 cm to minimize reflections from the upper surface.

■ Test Setup Photo (Extremity SAR Test Photo)





■ Test Setup Photo (Top_0 mm)




■ Test Setup Photo (Bottom_0 mm)



■ Test Setup Photo (Front_0 mm)



■ Test Setup Photo (Front_10 mm)



■ Test Setup Photo (Rear_0 mm)



■ Test Setup Photo (Right_0 mm)



■ Test Setup Photo (Left_0 mm)

