

SAR Test Setup Photographs

- Head SAR Test Photo
- Body SAR Test Photo
- Phablet SAR Test Photo

■ Test Setup Photo (Liquid depth)





Note: The liquid depth is maintained at a minimum depth of 15 cm to minimize reflections from the upper surface.

■ Test Setup Photo (Head SAR Test Photo)



■ Test Setup Photo




■ Test Setup Photo (with Extended Battery)



■ Test Setup Photo (Head SAR Test Photo)



■ Test Setup Photo




■ Test Setup Photo (with Extended Battery)




■ Test Setup Photo (Body SAR Test Photo)



■ Test Setup Photo (Front)



■ Test Setup Photo (Front with Extended Battery)



■ Test Setup Photo (Rear)




■ Test Setup Photo (Rear with Extended Battery)



■ Test Setup Photo (Phablet SAR Test Photo)




■ Test Setup Photo (Top)




■ Test Setup Photo (Front)




■ Test Setup Photo (Rear)



■ Test Setup Photo (Right)



■ Test Setup Photo (Right with Extended Battery)



■ Test Setup Photo (Left)



■ Test Setup Photo (Left with Extended Battery)

