


## SAR Test Setup Photographs

- Head SAR Test Photo
- Body SAR Test Photo
- Extremity SAR Test Photo

■ Test Setup Photo (Liquid depth)




Note: The liquid depth is maintained at a minimum depth of 15 cm to minimize reflections from the upper surface.

■ Test Setup Photo (Head SAR Test Photo)



■ Test Setup Photo





■ Test Setup Photo (Extended Battery)



■ Test Setup Photo (Head SAR Test Photo)





■ Test Setup Photo



■ Test Setup Photo (Extended Battery)







■ Test Setup Photo (Body SAR Test Photo)





■ Test Setup Photo (Front) (10 mm)







■ Test Setup Photo (Front) (10 mm) (Extended Battery)







■ Test Setup Photo (Rear) (10 mm)



■ Test Setup Photo (Rear) (10 mm) (Extended Battery)






■ Test Setup Photo (Extremity SAR Test Photo)





■ Test Setup Photo (Rear) (0 mm)



■ Test Setup Photo (Rear) (0 mm) (Extended Battery)

