

SAR Plots

- Verification Plots
- SAR Test Plots

DT&C Co., Ltd.

DUT: Dipole 750 MHz; Type: D750V3; Serial: D750V3 - SN: 1049

Communication System: UID 0, CW (0); Frequency: 750 MHz; Duty Cycle: 1:1
Medium parameters used: $f = 750$ MHz; $\sigma = 0.894$ S/m; $\epsilon_r = 42.888$; $\rho = 1000$ kg/m³
Phantom section: Flat Section

DASY5 Configuration:

Probe: ES3DV3 - SN3328; ConvF(6.61, 6.61, 6.61); Calibrated: 3/21/2018; Electronics: DAE4 Sn1335
Sensor-Surface: 3mm (Mechanical Surface Detection)
Phantom: SAM with CRP v5.0(Right); Type: QD000P40CD; Serial: 1220
Measurement SW: DASY52, Version 52.8 (8); SEMCAD X Version 14.6.10 (7331)

Test Date: 2019-02-07; Ambient Temp: 20.3; Tissue Temp: 20.7

750 MHz System Head Verification (250 mW)

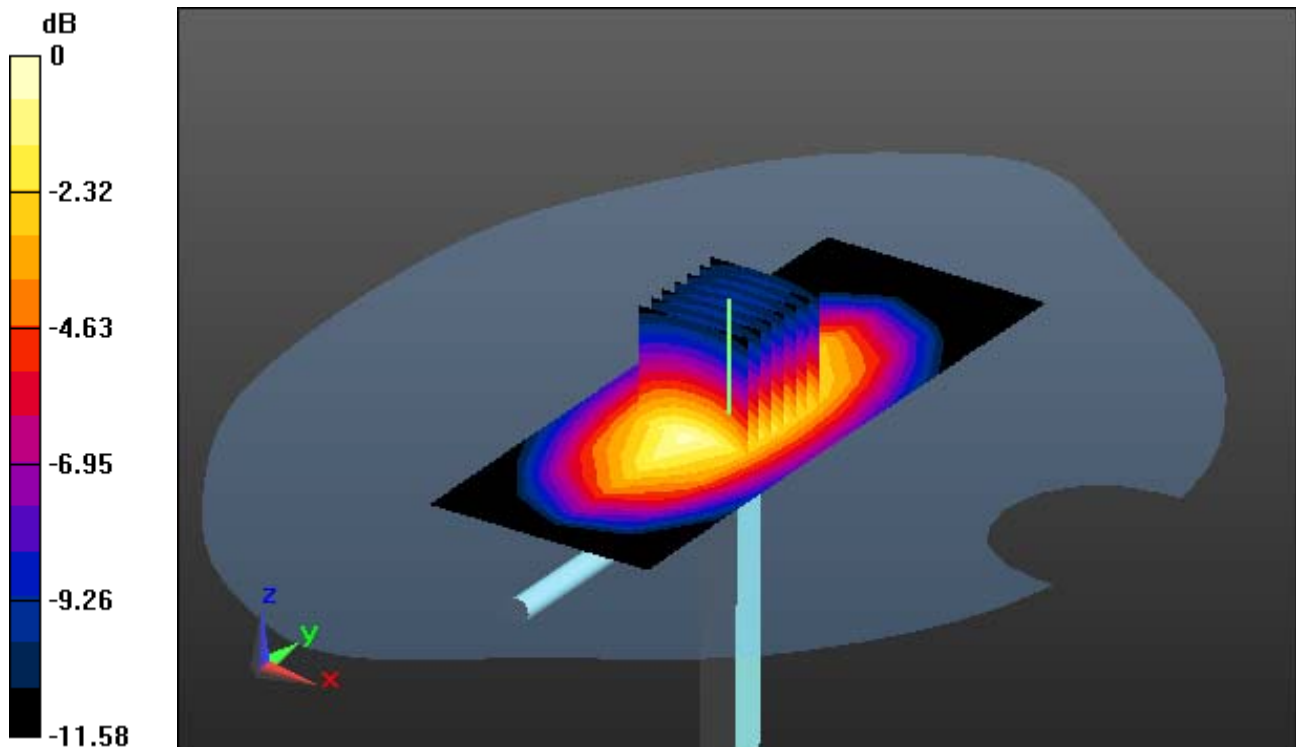
Area Scan (5x12x1): Measurement grid: dx=15mm, dy=15mm

Zoom Scan (7x7x7)/Cube 0: Measurement grid: dx=5mm, dy=5mm, dz=5mm

Power Drift = -0.01 dB

Peak SAR (extrapolated) = 3.09 W/kg

SAR(1 g) = 2.15 W/kg; SAR(10 g) = 1.41 W/kg



0 dB = 2.14 W/kg

DT&C Co., Ltd.

DUT: Dipole 750 MHz; Type: D750V3; Serial: D750V3 - SN: 1049

Communication System: UID 0, CW (0); Frequency: 750 MHz; Duty Cycle: 1:1
Medium parameters used: $f = 750$ MHz; $\sigma = 0.971$ S/m; $\epsilon_r = 55.169$; $\rho = 1000$ kg/m³
Phantom section: Flat Section

DASY5 Configuration:

Probe: ES3DV3 - SN3328; ConvF(6.29, 6.29, 6.29); Calibrated: 3/21/2018; Electronics: DAE4 Sn1335
Sensor-Surface: 3mm (Mechanical Surface Detection)
Phantom: SAM with CRP v5.0(Right); Type: QD000P40CD; Serial: 1220
Measurement SW: DASY52, Version 52.8 (8); SEMCAD X Version 14.6.10 (7331)

Test Date: 2019-02-08; Ambient Temp: 20.5 Tissue Temp: 20.8

750 MHz System Body Verification (250 mW)

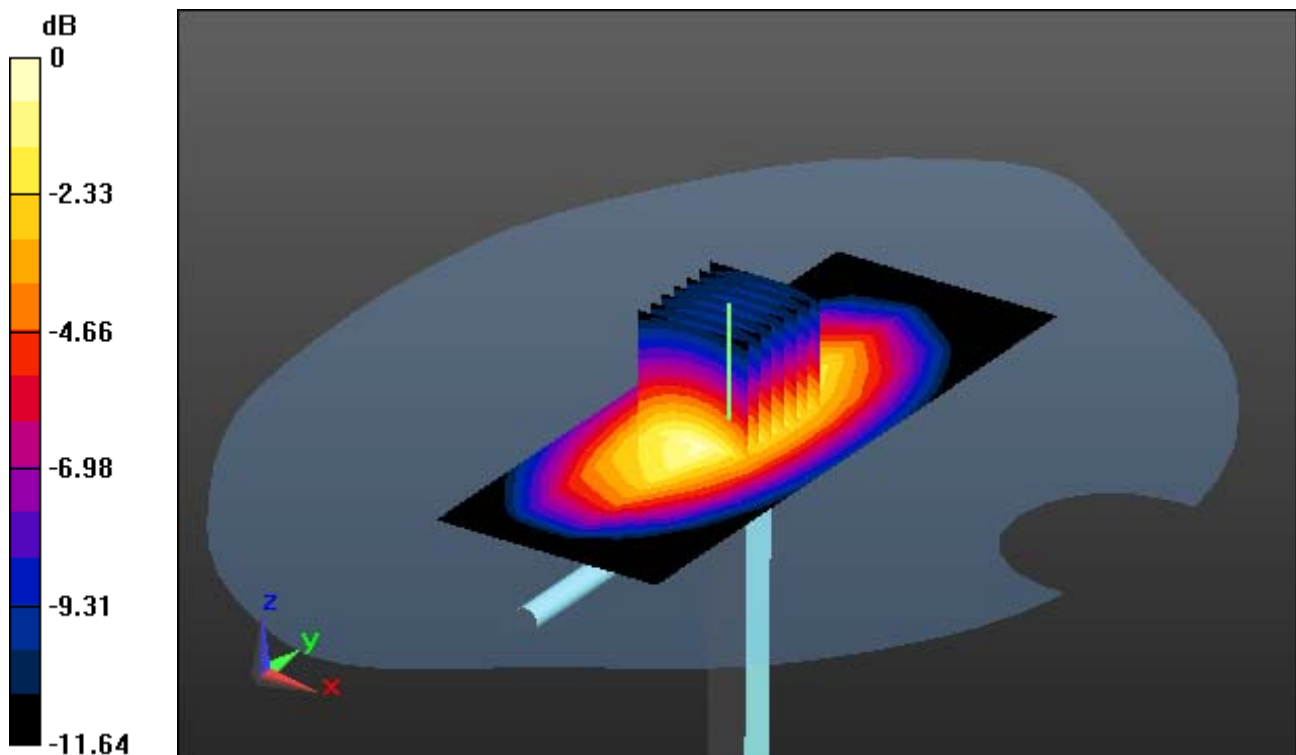
Area Scan (5x12x1): Measurement grid: dx=15mm, dy=15mm

Zoom Scan (7x7x7)/Cube 0: Measurement grid: dx=5mm, dy=5mm, dz=5mm

Power Drift = 0.03 dB

Peak SAR (extrapolated) = 3.52 W/kg

SAR(1 g) = 2.21 W/kg; SAR(10 g) = 1.46 W/kg



0 dB = 2.93 W/kg

DT&C Co., Ltd.

DUT: Dipole 750 MHz; Type: D750V3; Serial: D750V3 - SN:1049

Communication System: UID 0, CW (0); Frequency: 750 MHz; Duty Cycle: 1:1
Medium parameters used: $f = 750$ MHz; $\sigma = 0.944$ S/m; $\epsilon_r = 54.343$; $\rho = 1000$ kg/m³
Phantom section: Flat Section

DASY5 Configuration:

Probe: ES3DV3 - SN3328; ConvF(6.29, 6.29, 6.29); Calibrated: 3/21/2018; Electronics: DAE4 Sn1335
Sensor-Surface: 3mm (Mechanical Surface Detection)
Phantom: SAM with CRP v5.0(Right); Type: QD000P40CD; Serial: 1220
Measurement SW: DASY52, Version 52.8 (8); SEMCAD X Version 14.6.10 (7331)

Test Date: 2019-02-11; Ambient Temp: 20.4; Tissue Temp: 20.8

750 MHz System Body Verification (250 mW)

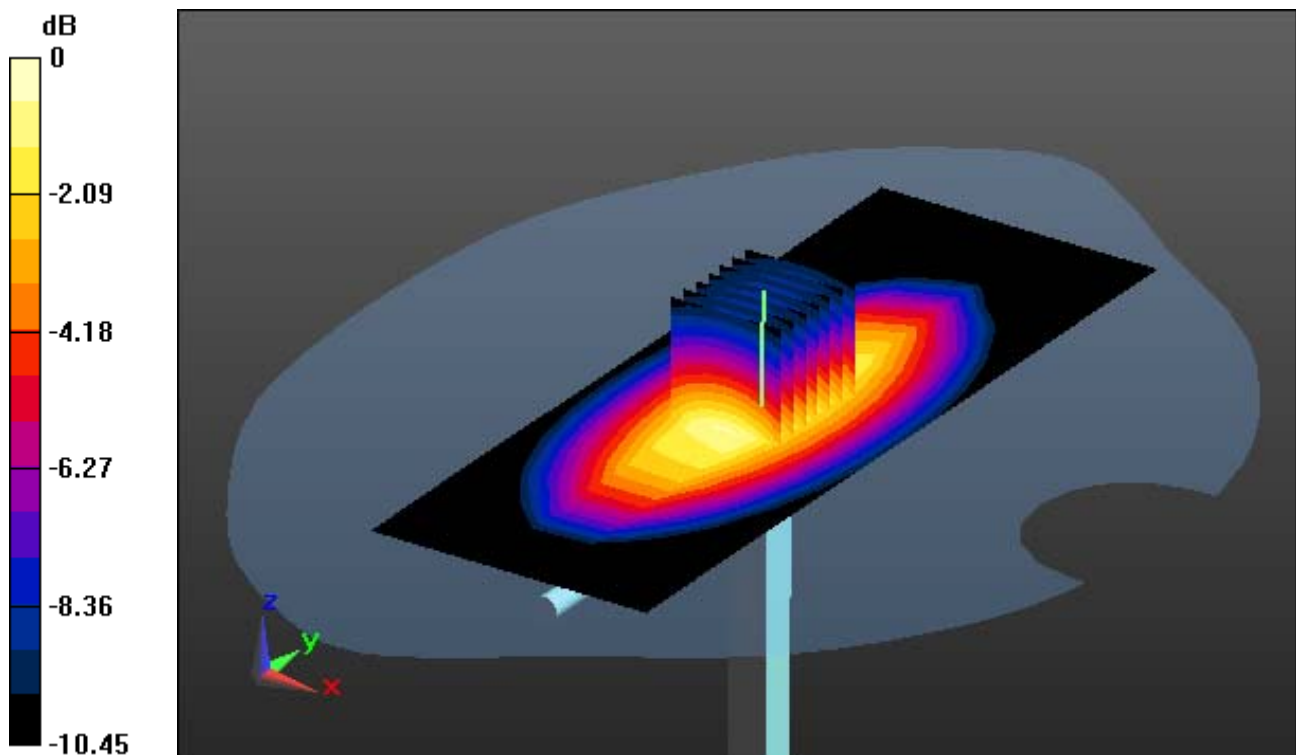
Area Scan (6x15x1): Measurement grid: dx=15mm, dy=15mm

Zoom Scan (7x7x7)/Cube 0: Measurement grid: dx=5mm, dy=5mm, dz=5mm

Power Drift = -0.04 dB

Peak SAR (extrapolated) = 3.49 W/kg

SAR(1 g) = 2.18 W/kg; SAR(10 g) = 1.39 W/kg



0 dB = 2.84 W/kg

DT&C Co., Ltd.

DUT: Dipole 835 MHz; Type: D835V2; Serial: D835V2 - SN:4d159

Communication System: UID 0, CW (0); Frequency: 835 MHz; Duty Cycle: 1:1
Medium parameters used: $f = 835$ MHz; $\sigma = 0.877$ S/m; $\epsilon_r = 40.973$; $\rho = 1000$ kg/m³
Phantom section: Flat Section

DASY5 Configuration:

Probe: ES3DV3 - SN3328; ConvF(6.35, 6.35, 6.35); Calibrated: 3/21/2018; Electronics: DAE4 Sn1335
Sensor-Surface: 3mm (Mechanical Surface Detection)
Phantom: SAM with CRP v5.0(Right); Type: QD000P40CD; Serial: 1220
Measurement SW: DASY52, Version 52.8 (8); SEMCAD X Version 14.6.10 (7331)

Test Date: 2018-12-26; Ambient Temp: 20.3; Tissue Temp: 20.4

835 MHz System Head Verification (250 mW)

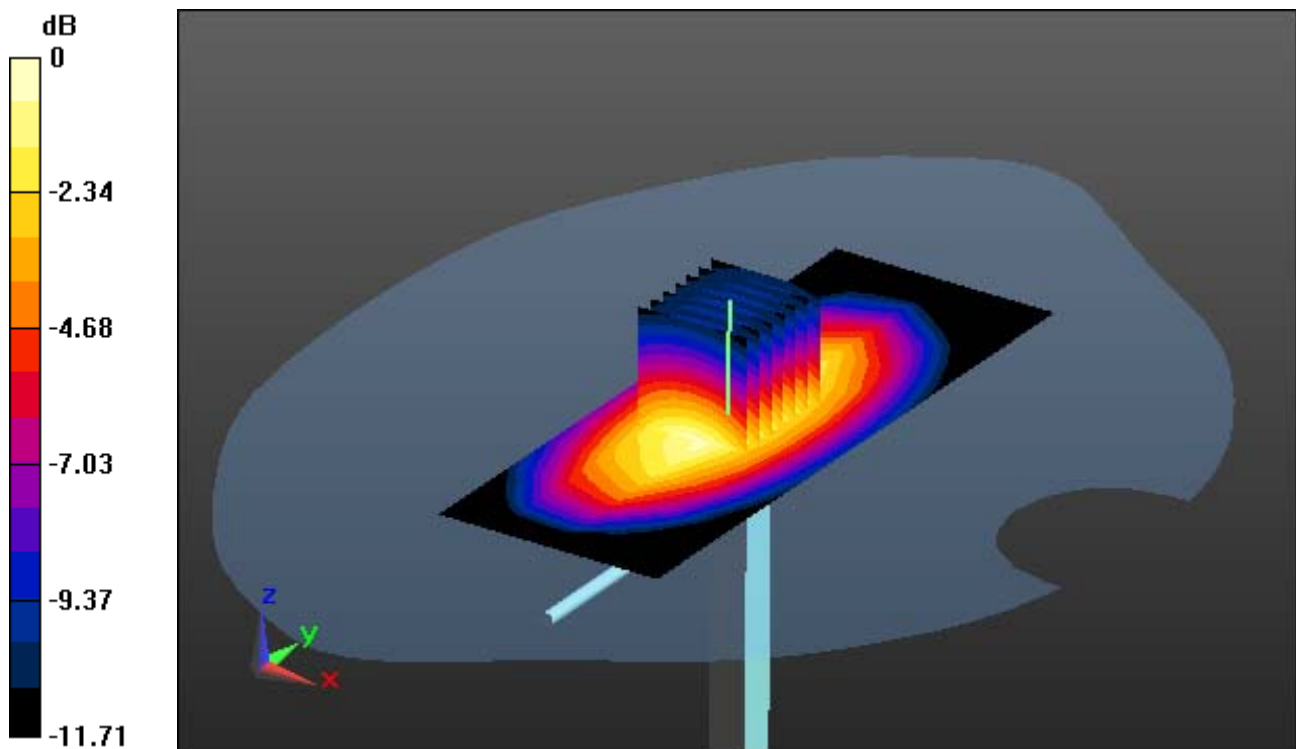
Area Scan (5x12x1): Measurement grid: dx=15mm, dy=15mm

Zoom Scan (7x7x7)/Cube 0: Measurement grid: dx=5mm, dy=5mm, dz=5mm

Power Drift = -0.02 dB

Peak SAR (extrapolated) = 3.43 W/kg

SAR(1 g) = 2.21 W/kg; SAR(10 g) = 1.41 W/kg



0 dB = 2.87 W/kg

DT&C Co., Ltd.

DUT: Dipole 835 MHz; Type: D835V2; Serial: D835V2 - SN:4d159

Communication System: UID 0, CW (0); Frequency: 835 MHz; Duty Cycle: 1:1
Medium parameters used: $f = 835$ MHz; $\sigma = 0.988$ S/m; $\epsilon_r = 55.356$; $\rho = 1000$ kg/m³
Phantom section: Flat Section

DASY5 Configuration:

Probe: ES3DV3 - SN3328; ConvF(6.23, 6.23, 6.23); Calibrated: 3/21/2018; Electronics: DAE4 Sn1335
Sensor-Surface: 3mm (Mechanical Surface Detection)
Phantom: SAM with CRP v5.0(Right); Type: QD000P40CD; Serial: 1220
Measurement SW: DASY52, Version 52.8 (8); SEMCAD X Version 14.6.10 (7331)

Test Date: 2018-12-26; Ambient Temp: 20.3; Tissue Temp: 20.6

835 MHz System Body Verification (250 mW)

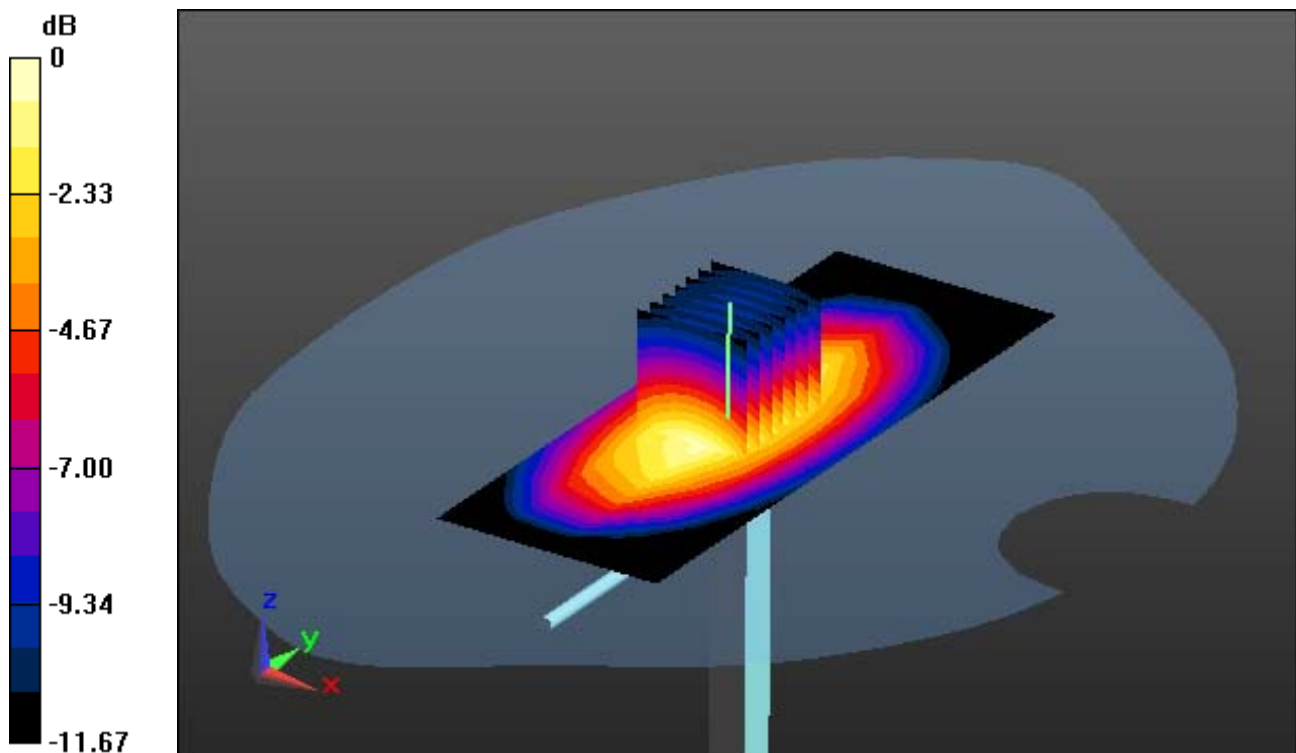
Area Scan (5x12x1): Measurement grid: dx=15mm, dy=15mm

Zoom Scan (7x7x7)/Cube 0: Measurement grid: dx=5mm, dy=5mm, dz=5mm

Power Drift = 0.02 dB

Peak SAR (extrapolated) = 3.64 W/kg

SAR(1 g) = 2.36 W/kg; SAR(10 g) = 1.53 W/kg



0 dB = 3.08 W/kg

DT&C Co., Ltd.

DUT: Dipole 835 MHz; Type: D835V2; Serial: D835V2 - SN:4d159

Communication System: UID 0, CW (0); Frequency: 835 MHz; Duty Cycle: 1:1
Medium parameters used: $f = 835$ MHz; $\sigma = 0.892$ S/m; $\epsilon_r = 41.333$; $\rho = 1000$ kg/m³
Phantom section: Flat Section

DASY5 Configuration:

Probe: ES3DV3 - SN3328; ConvF(6.35, 6.35, 6.35); Calibrated: 3/21/2018; Electronics: DAE4 Sn1335
Sensor-Surface: 3mm (Mechanical Surface Detection)
Phantom: SAM with CRP v5.0(Right); Type: QD000P40CD; Serial: 1220
Measurement SW: DASY52, Version 52.8 (8); SEMCAD X Version 14.6.10 (7331)

Test Date: 2019-01-08; Ambient Temp: 20.6; Tissue Temp: 20.9

835 MHz System Head Verification (250 mW)

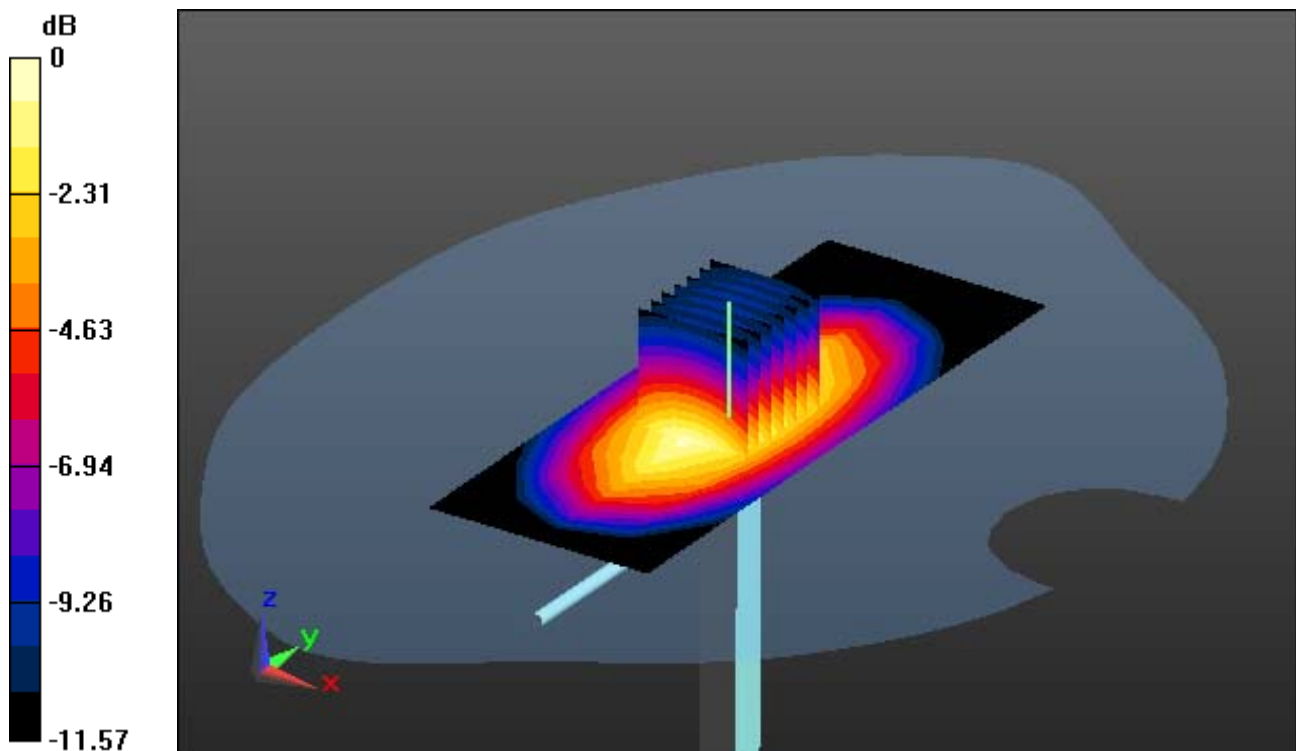
Area Scan (5x12x1): Measurement grid: dx=15mm, dy=15mm

Zoom Scan (7x7x7)/Cube 0: Measurement grid: dx=5mm, dy=5mm, dz=5mm

Power Drift = -0.01 dB

Peak SAR (extrapolated) = 3.57 W/kg

SAR(1 g) = 2.3 W/kg; SAR(10 g) = 1.46 W/kg



0 dB = 2.49 W/kg

DT&C Co., Ltd.

DUT: Dipole 835 MHz; Type: D835V2; Serial: D835V2 - SN:4d159

Communication System: UID 0, CW (0); Frequency: 835 MHz; Duty Cycle: 1:1
Medium parameters used: $f = 835$ MHz; $\sigma = 0.987$ S/m; $\epsilon_r = 55.38$; $\rho = 1000$ kg/m³
Phantom section: Flat Section

DASY5 Configuration:

Probe: ES3DV3 - SN3328; ConvF(6.23, 6.23, 6.23); Calibrated: 3/21/2018; Electronics: DAE4 Sn1335
Sensor-Surface: 3mm (Mechanical Surface Detection)
Phantom: SAM with CRP v5.0(Right); Type: QD000P40CD; Serial: 1220
Measurement SW: DASY52, Version 52.8 (8); SEMCAD X Version 14.6.10 (7331)

Test Date: 2019-01-08; Ambient Temp: 20.6; Tissue Temp: 21.0

835 MHz System Body Verification (250 mW)

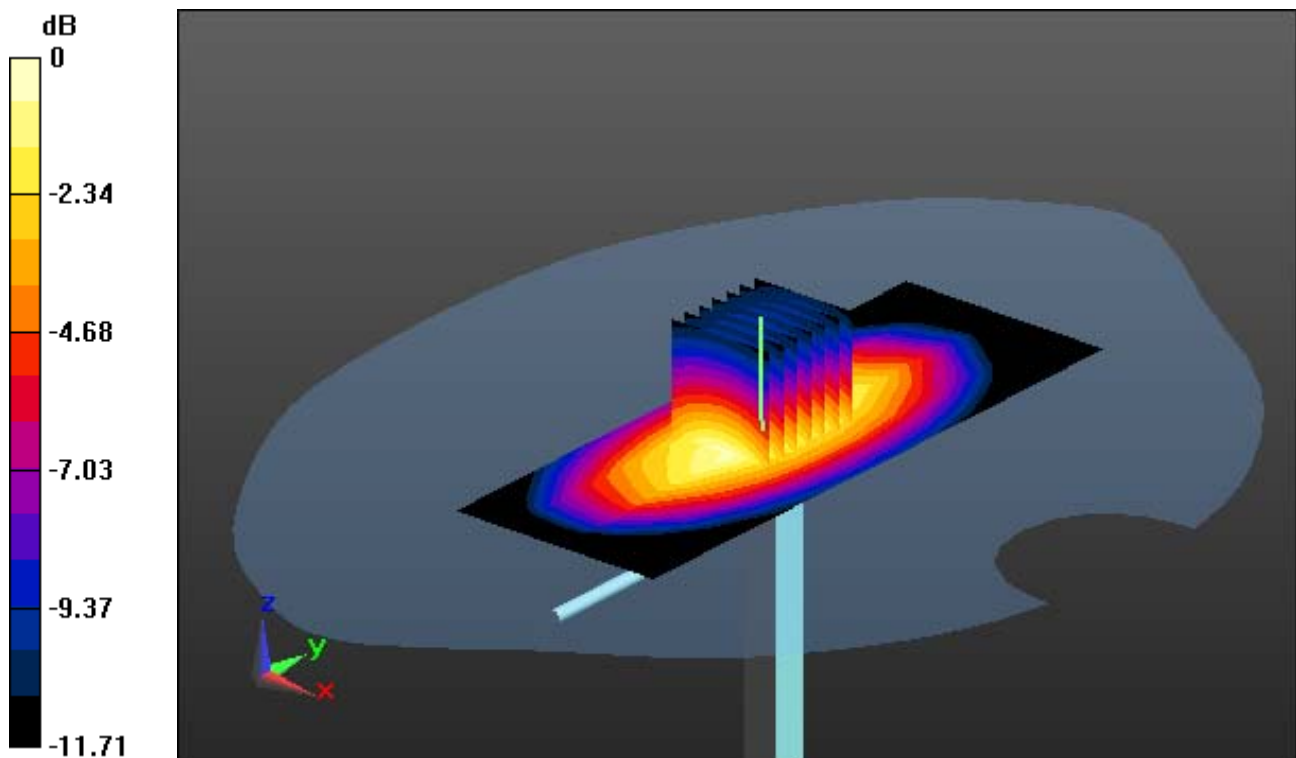
Area Scan (5x12x1): Measurement grid: dx=15mm, dy=15mm

Zoom Scan (7x7x7)/Cube 0: Measurement grid: dx=5mm, dy=5mm, dz=5mm

Power Drift = 0.07 dB

Peak SAR (extrapolated) = 3.74 W/kg

SAR(1 g) = 2.43 W/kg; SAR(10 g) = 1.59 W/kg



0 dB = 3.11 W/kg

DT&C Co., Ltd.

DUT: Dipole 835 MHz; Type: D835V2; Serial: D835V2 - SN:4d159

Communication System: UID 0, CW (0); Frequency: 835 MHz; Duty Cycle: 1:1
Medium parameters used: $f = 835$ MHz; $\sigma = 0.898$ S/m; $\epsilon_r = 42.41$; $\rho = 1000$ kg/m³
Phantom section: Flat Section

DASY5 Configuration:

Probe: ES3DV3 - SN3328; ConvF(6.35, 6.35, 6.35); Calibrated: 3/21/2018; Electronics: DAE4 Sn1335
Sensor-Surface: 3mm (Mechanical Surface Detection)
Phantom: SAM with CRP v5.0; Type: QD000P40CD; Serial: 1220
Measurement SW: DASY52, Version 52.8 (8); SEMCAD X Version 14.6.10 (7331)

Test Date: 2019-01-15; Ambient Temp: 20.5; Tissue Temp: 20.7

835 MHz System Head Verification (250 mW)

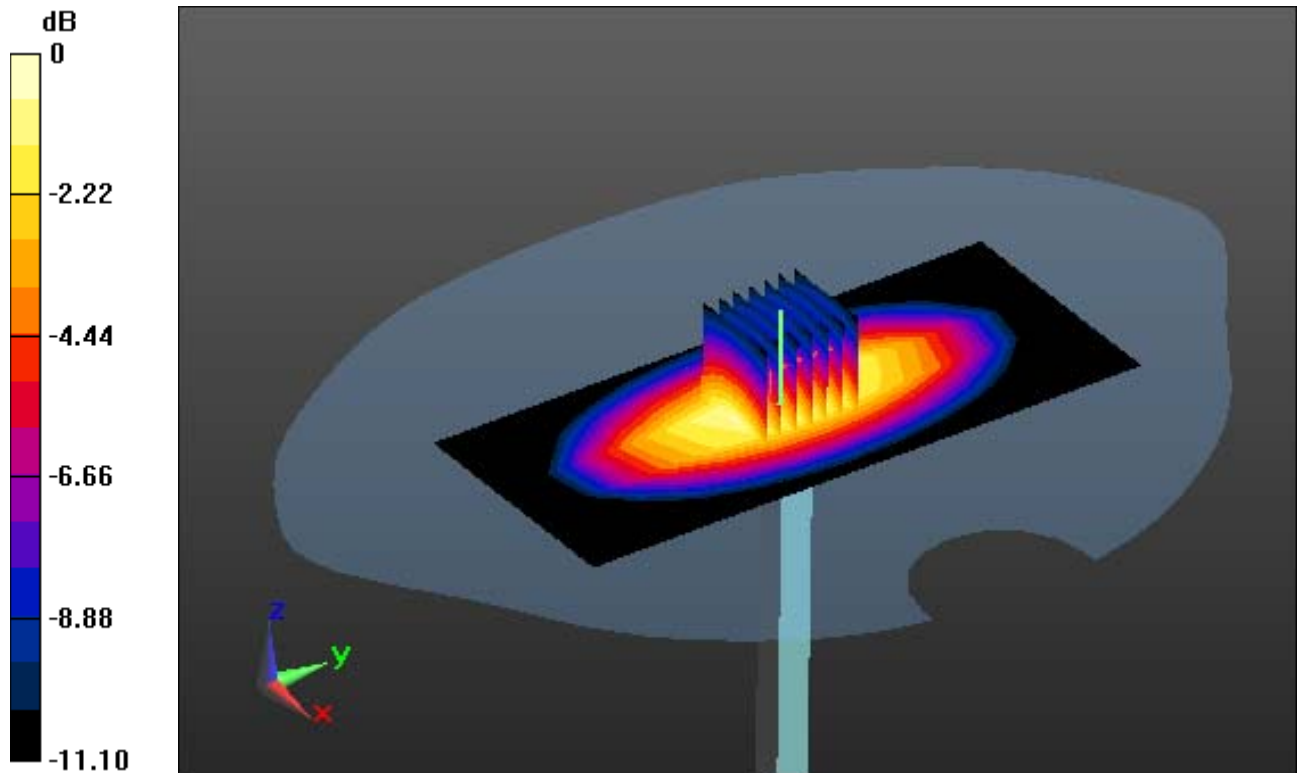
Area Scan (6x13x1): Measurement grid: dx=15mm, dy=15mm

Zoom Scan (7x7x7)/Cube 0: Measurement grid: dx=5mm, dy=5mm, dz=5mm

Power Drift = 0.10 dB

Peak SAR (extrapolated) = 2.74 W/kg

SAR(1 g) = 2.28 W/kg; SAR(10 g) = 1.51 W/kg



0 dB = 2.32 W/kg

DT&C Co., Ltd.

DUT: Dipole 835 MHz; Type: D835V2; Serial: D835V2 - SN:4d159

Communication System: UID 0, CW (0); Frequency: 835 MHz; Duty Cycle: 1:1
Medium parameters used: $f = 835$ MHz; $\sigma = 0.979$ S/m; $\epsilon_r = 54.910$; $\rho = 1000$ kg/m³
Phantom section: Flat Section

DASY5 Configuration:

Probe: ES3DV3 - SN3328; ConvF(6.23, 6.23, 6.23); Calibrated: 3/21/2018; Electronics: DAE4 Sn1335
Sensor-Surface: 3mm (Mechanical Surface Detection)
Phantom: SAM with CRP v5.0(Right); Type: QD000P40CD; Serial: 1220
Measurement SW: DASY52, Version 52.8 (8); SEMCAD X Version 14.6.10 (7331)

Test Date: 2019-01-15; Ambient Temp: 20.5 Tissue Temp: 20.9

835 MHz System Body Verification (250 mW)

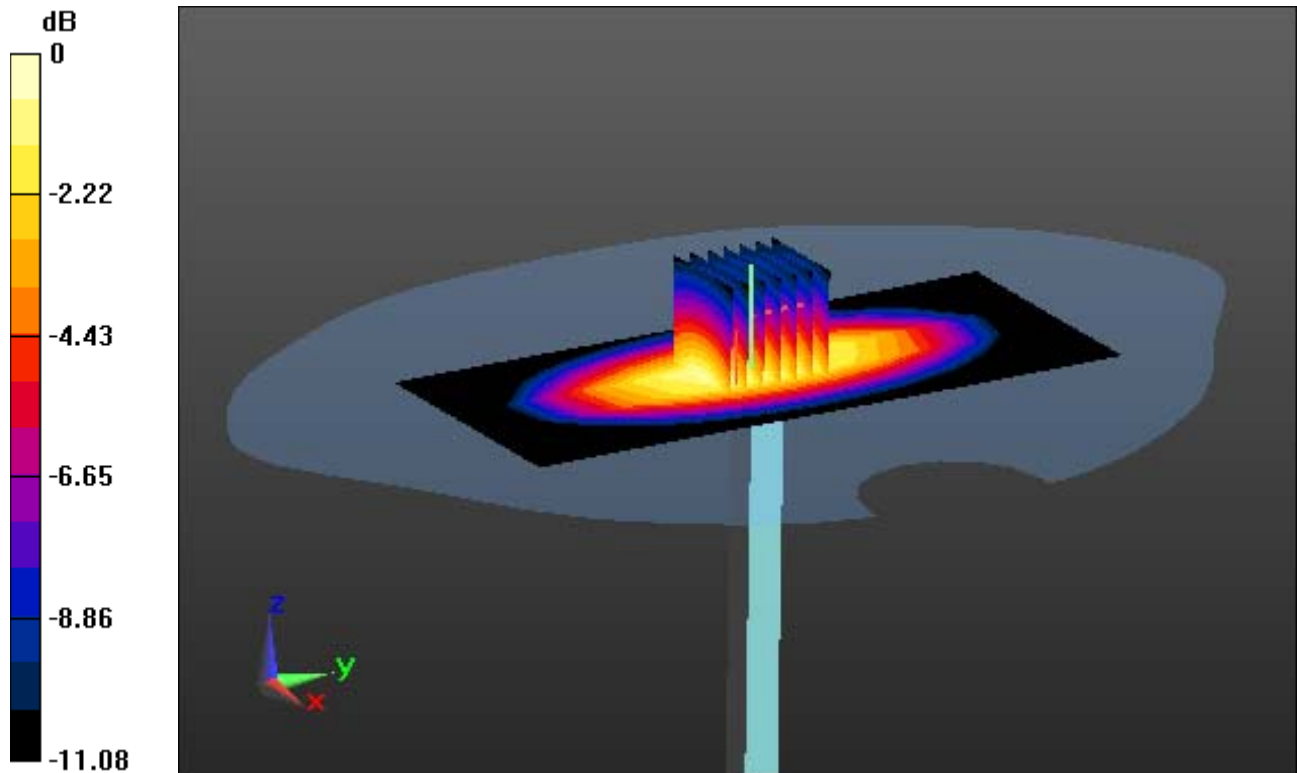
Area Scan (6x13x1): Measurement grid: dx=15mm, dy=15mm

Zoom Scan (7x7x7)/Cube 0: Measurement grid: dx=5mm, dy=5mm, dz=5mm

Power Drift = -0.03 dB

Peak SAR (extrapolated) = 3.11 W/kg

SAR(1 g) = 2.35 W/kg; SAR(10 g) = 1.56 W/kg



0 dB = 2.76 W/kg

DT&C Co., Ltd.

DUT: Dipole 1800 MHz; Type: D1800V2; Serial: D1800V2 - SN:2d202

Communication System: UID 0, CW (0); Frequency: 1800 MHz; Duty Cycle: 1:1
Medium parameters used: $f = 1800$ MHz; $\sigma = 1.373$ S/m; $\epsilon_r = 40.479$; $\rho = 1000$ kg/m³
Phantom section: Flat Section

DASY5 Configuration:

Probe: EX3DV4 - SN3866; ConvF(8.38, 8.38, 8.38); Calibrated: 5/31/2018; Electronics: DAE4 Sn1391
Sensor-Surface: 2mm (Mechanical Surface Detection)
Phantom: SAM with CRP v5.0(Right); Type: QD000P40CD; Serial: 1220
Measurement SW: DASY52, Version 52.8 (8); SEMCAD X Version 14.6.10 (7331)

Test Date: 2019-01-02; Ambient Temp: 20.6; Tissue Temp: 20.9

1800 MHz System Head Verification (250 mW)

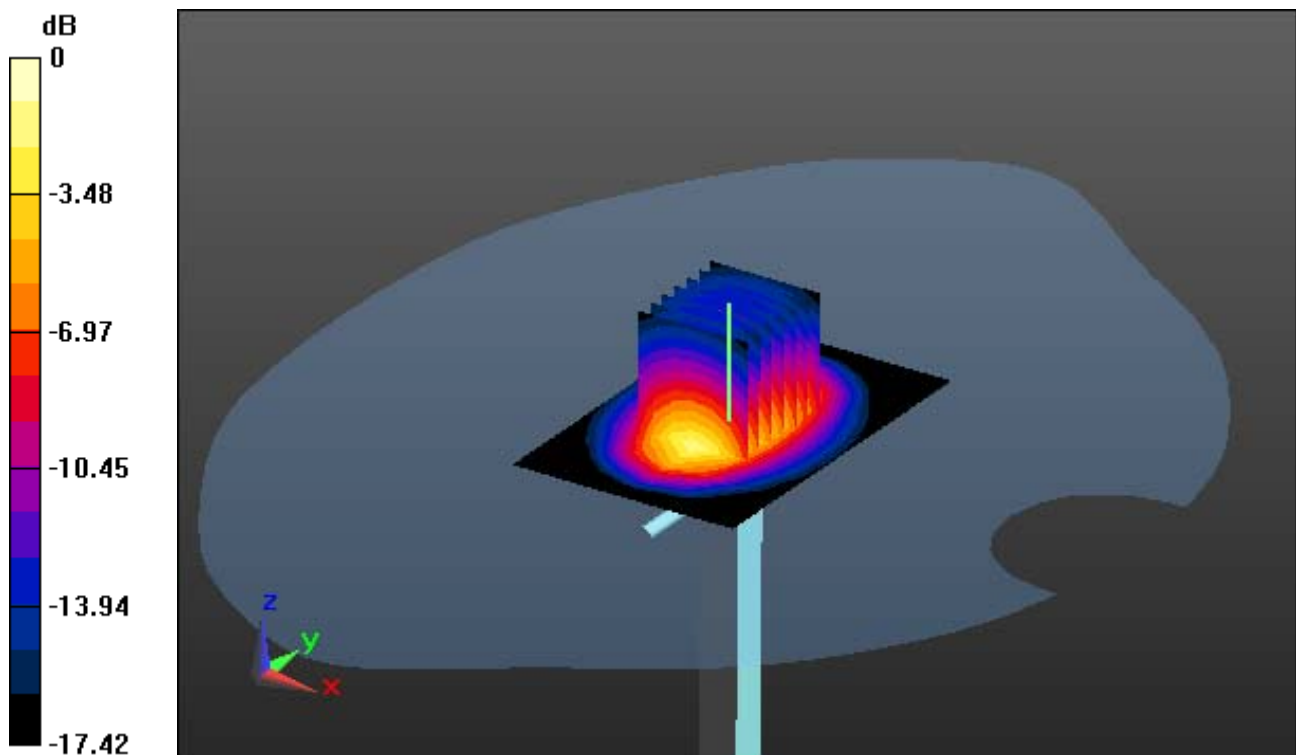
Area Scan (7x10x1): Measurement grid: dx=10mm, dy=10mm

Zoom Scan (7x7x7)/Cube 0: Measurement grid: dx=5mm, dy=5mm, dz=5mm

Power Drift = 0.14 dB

Peak SAR (extrapolated) = 17.5 W/kg

SAR(1 g) = 9.35 W/kg; SAR(10 g) = 4.88 W/kg



0 dB = 12.7 W/kg

DT&C Co., Ltd.

DUT: Dipole 1800 MHz; Type: D1800V2; Serial: D1800V2 - SN:2d202

Communication System: UID 0, CW (0); Frequency: 1800 MHz; Duty Cycle: 1:1
Medium parameters used: $f = 1800$ MHz; $\sigma = 1.542$ S/m; $\epsilon_r = 52.041$; $\rho = 1000$ kg/m³
Phantom section: Flat Section

DASY5 Configuration:

Probe: EX3DV4 - SN3866; ConvF(7.95, 7.95, 7.95); Calibrated: 5/31/2018; Electronics: DAE4 Sn1391
Sensor-Surface: 2mm (Mechanical Surface Detectio)
Phantom: SAM with CRP v5.0(Right); Type: QD000P40CD; Serial: 1220
Measurement SW: DASY52, Version 52.8 (8); SEMCAD X Version 14.6.10 (7331)

Test Date: 2019-01-07; Ambient Temp: 20.5; Tissue Temp: 20.8

1800 MHz System Body Verification (250 mW)

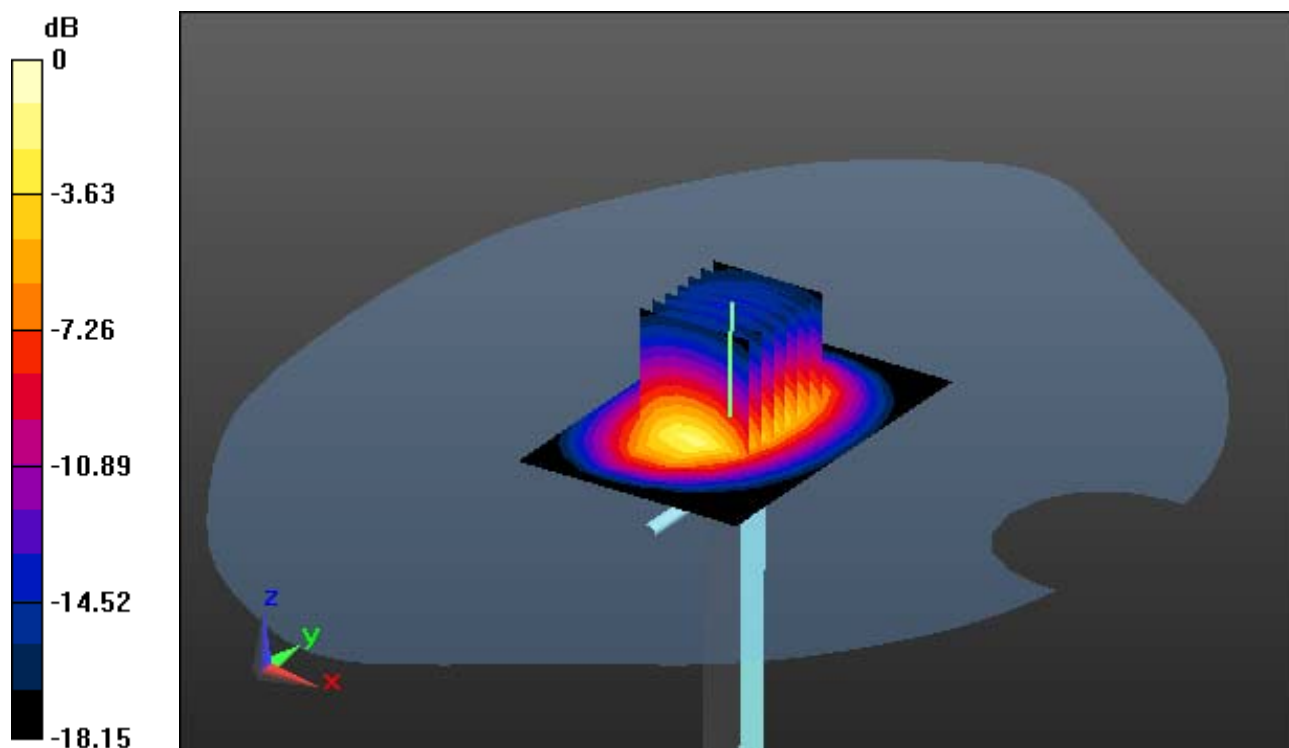
Area Scan (7x10x1): Measurement grid: dx=10mm, dy=10mm

Zoom Scan (7x7x7)/Cube 0: Measurement grid: dx=5mm, dy=5mm, dz=5mm

Power Drift = -0.05 dB

Peak SAR (extrapolated) = 18.6 W/kg

SAR(1 g) = 9.53 W/kg; SAR(10 g) = 4.88 W/kg



0 dB = 13.9 W/kg

DT&C Co., Ltd.

DUT: Dipole 1900 MHz; Type: D1900V2; Serial: D1900V2 - SN:5d176

Communication System: UID 0, CW (0); Frequency: 1900 MHz; Duty Cycle: 1:1
Medium parameters used: $f = 1900$ MHz; $\sigma = 1.427$ S/m; $\epsilon_r = 41.314$; $\rho = 1000$ kg/m³
Phantom section: Flat Section

DASY5 Configuration:

Probe: EX3DV4 - SN3866; ConvF(8.03, 8.03, 8.03); Calibrated: 5/31/2018; Electronics: DAE4 Sn1391
Sensor-Surface: 2mm (Mechanical Surface Detection)
Phantom: SAM with CRP v5.0(Right); Type: QD000P40CD; Serial: 1220
Measurement SW: DASY52, Version 52.8 (8); SEMCAD X Version 14.6.10 (7331)

Test Date: 2018-12-27; Ambient Temp: 20.1; Tissue Temp: 20.6

1900 MHz System Head Verification (250 mW)

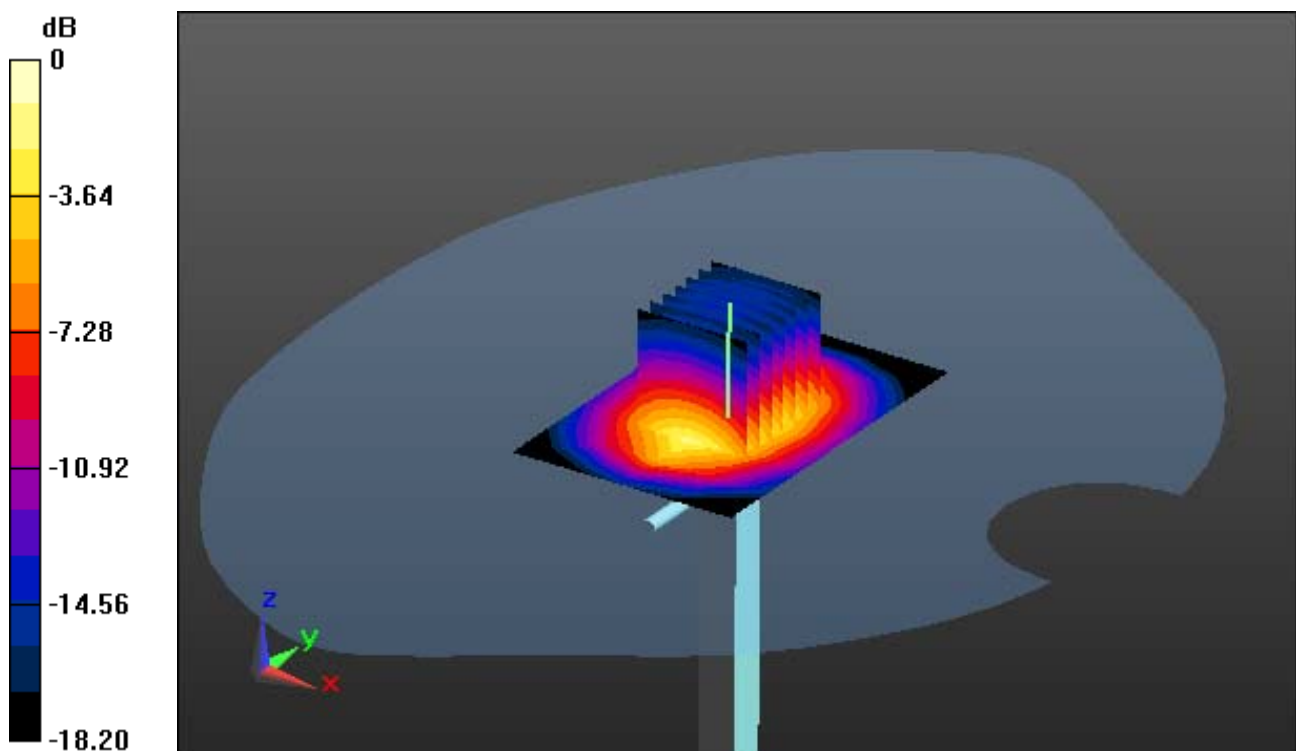
Area Scan (7x10x1): Measurement grid: dx=10mm, dy=10mm

Zoom Scan (7x7x7)/Cube 0: Measurement grid: dx=5mm, dy=5mm, dz=5mm

Power Drift = 0.01 dB

Peak SAR (extrapolated) = 19.5 W/kg

SAR(1 g) = 9.96 W/kg; SAR(10 g) = 5.31 W/kg



0 dB = 14.9 W/kg

DT&C Co., Ltd.

DUT: Dipole 1900 MHz; Type: D1900V2; Serial: D1900V2 - SN:5d176

Communication System: UID 0, CW (0); Frequency: 1900 MHz; Duty Cycle: 1:1
Medium parameters used: $f = 1900$ MHz; $\sigma = 1.517$ S/m; $\epsilon_r = 52.504$; $\rho = 1000$ kg/m³
Phantom section: Flat Section

DASY5 Configuration:

Probe: EX3DV4 - SN3866; ConvF(7.68, 7.68, 7.68); Calibrated: 5/31/2018; Electronics: DAE4 Sn1391
Sensor-Surface: 2mm (Mechanical Surface Detection)
Phantom: SAM with CRP v5.0(Right); Type: QD000P40CD; Serial: 1220
Measurement SW: DASY52, Version 52.8 (8); SEMCAD X Version 14.6.10 (7331)

Test Date: 2018-12-27; Ambient Temp: 20.1; Tissue Temp: 20.5

1900 MHz System Body Verification (250 mW)

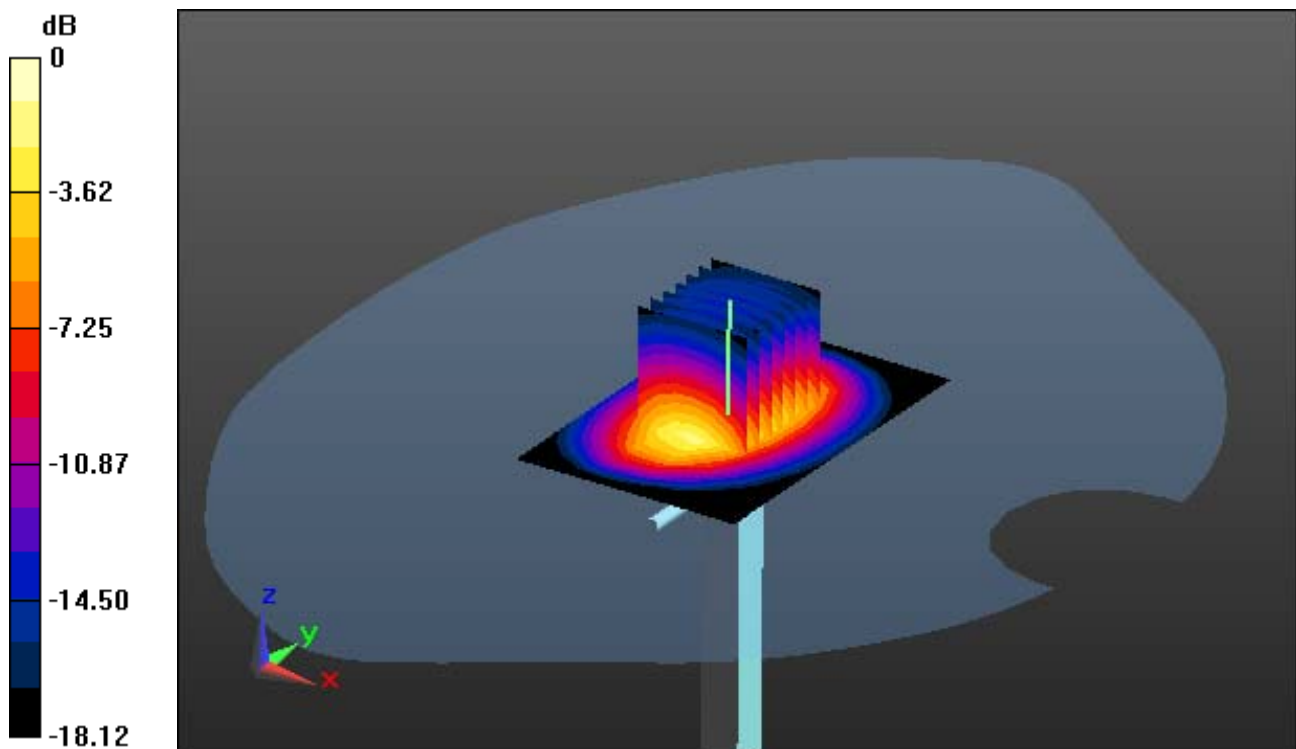
Area Scan (7x10x1): Measurement grid: dx=10mm, dy=10mm

Zoom Scan (7x7x7)/Cube 0: Measurement grid: dx=5mm, dy=5mm, dz=5mm

Power Drift = 0.00 dB

Peak SAR (extrapolated) = 18.8 W/kg

SAR(1 g) = 9.73 W/kg; SAR(10 g) = 5.15 W/kg



0 dB = 14.3 W/kg

DT&C Co., Ltd.

DUT: Dipole 1900 MHz; Type: D1900V2; Serial: D1900V2 - SN:5d176

Communication System: CW; Frequency: 1900 MHz; Duty Cycle: 1:1
Medium parameters used: $f = 1900$ MHz; $\sigma = 1.397$ S/m; $\epsilon_r = 40.488$; $\rho = 1000$ kg/m³
Phantom section: Flat Section

DASY5 Configuration:

Probe: EX3DV4 - SN3866; ConvF(8.03, 8.03, 8.03); Calibrated: 5/31/2018; Electronics: DAE4 Sn1391
Sensor-Surface: 2mm (Mechanical Surface Detection)
Phantom: SAM with CRP v5.0(Right); Type: QD000P40CD; Serial: 1220
Measurement SW: DASY52, Version 52.8 (8); SEMCAD X Version 14.6.10 (7331)

Test Date: 2018-12-28; Ambient Temp: 20.3; Tissue Temp: 20.5

1900 MHz System Head Verification (250mW)

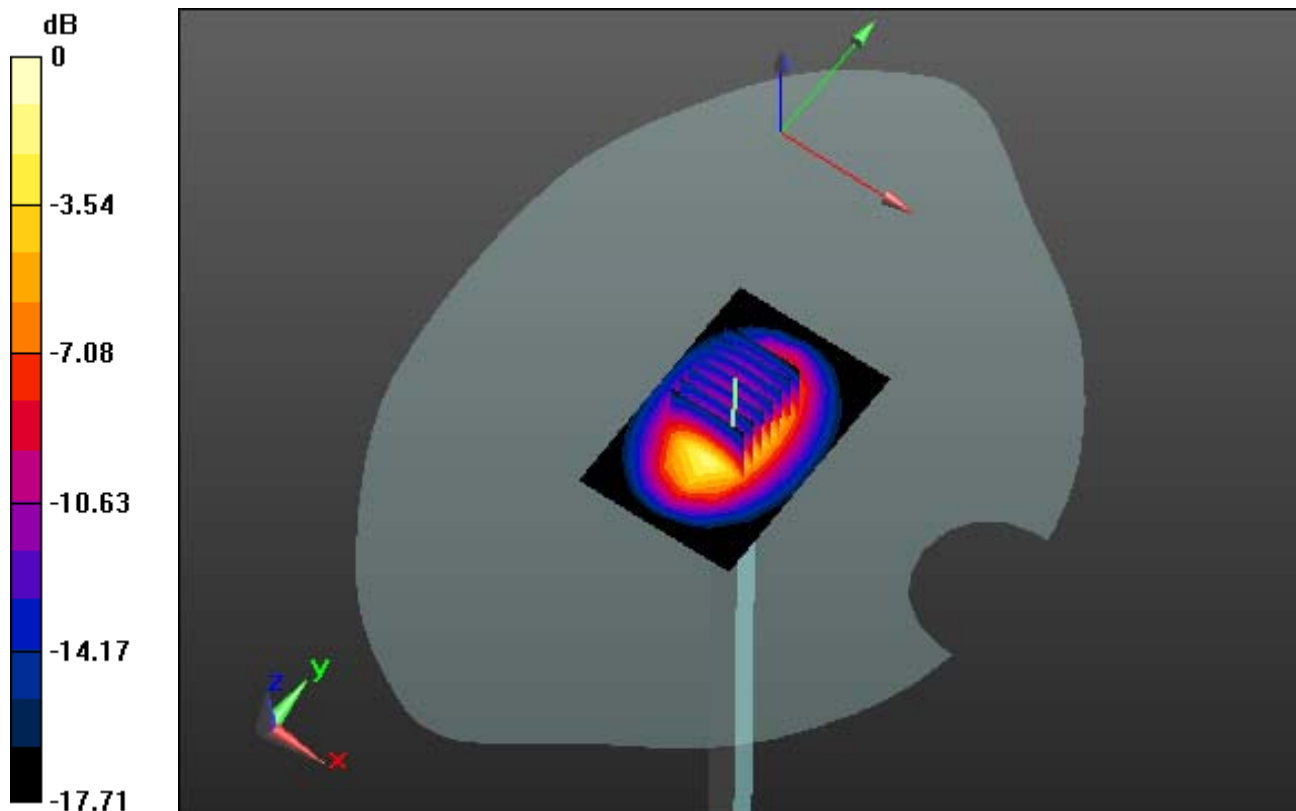
Area Scan (7x10x1): Measurement grid: dx=10mm, dy=10mm

Zoom Scan (7x7x7)/Cube 0: Measurement grid: dx=5mm, dy=5mm, dz=5mm

Power Drift = 0.03 dB

Peak SAR (extrapolated) = 18.9 W/kg

SAR(1 g) = 9.67 W/kg; SAR(10 g) = 5.14 W/kg



0 dB = 13.9 W/kg

DT&C Co., Ltd.

DUT: Dipole 1900 MHz; Type: D1900V2; Serial: D1900V2 - SN:5d176

Communication System: CW; Frequency: 1900 MHz; Duty Cycle: 1:1

Medium parameters used: $f = 1900$ MHz; $\sigma = 1.542$ S/m; $\epsilon_r = 51.756$; $\rho = 1000$ kg/m³
Phantom section: Flat Section

DASY5 Configuration:

Probe: EX3DV4 - SN3866; ConvF(7.68, 7.68, 7.68); Calibrated: 5/31/2018; Electronics: DAE4 Sn1391
Sensor-Surface: 2mm (Mechanical Surface Detection)
Phantom: SAM with CRP v5.0(Right); Type: QD000P40CD; Serial: 1220
Measurement SW: DASY52, Version 52.8 (8); SEMCAD X Version 14.6.10 (7331)

Test Date: 2018-12-28; Ambient Temp: 20.3; Tissue Temp: 20.6

1900 MHz System Body Verification (250 mW)

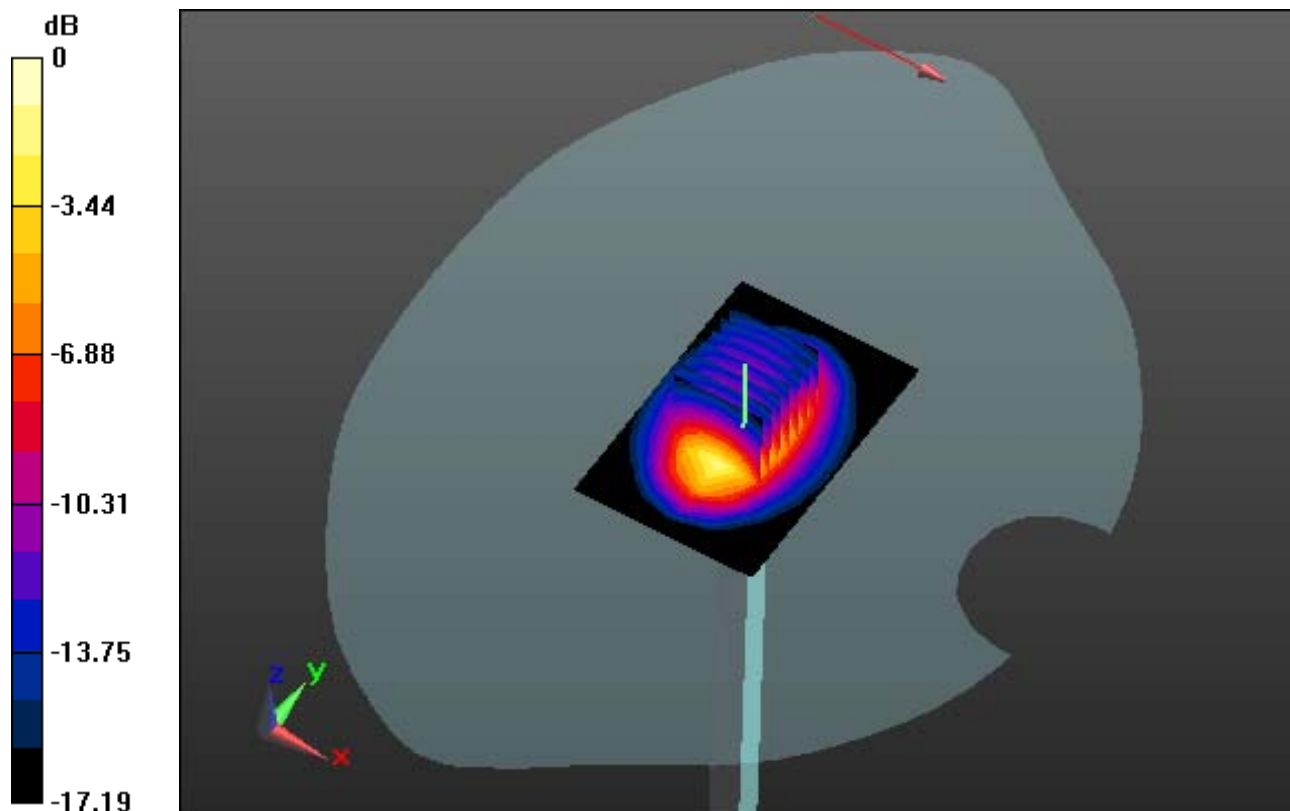
Area Scan (7x10x1): Measurement grid: dx=10mm, dy=10mm

Zoom Scan (7x7x7)/Cube 0: Measurement grid: dx=5mm, dy=5mm, dz=5mm

Power Drift = 0.02 dB

Peak SAR (extrapolated) = 19.4 W/kg

SAR(1 g) = 9.81 W/kg; SAR(10 g) = 5.44 W/kg



0 dB = 14.4 W/kg

DT&C Co., Ltd.

DUT: Dipole 1900 MHz; Type: D1900V2; Serial: D1900V2 - SN:5d176

Communication System: UID 0, CW (0); Frequency: 1900 MHz; Duty Cycle: 1:1
Medium parameters used: $f = 1900$ MHz; $\sigma = 1.387$ S/m; $\epsilon_r = 39.684$; $\rho = 1000$ kg/m³
Phantom section: Flat Section

DASY5 Configuration:

Probe: EX3DV4 - SN3866; ConvF(8.03, 8.03, 8.03); Calibrated: 5/31/2018; Electronics: DAE4 Sn1391
Sensor-Surface: 2mm (Mechanical Surface Detection)
Phantom: SAM with CRP v5.0(Right); Type: QD000P40CD; Serial: 1220
Measurement SW: DASY52, Version 52.8 (8); SEMCAD X Version 14.6.10 (7331)

Test Date: 2019-01-14; Ambient Temp: 20.4; Tissue Temp: 20.7

1900 MHz System Head Verification (250 mW)

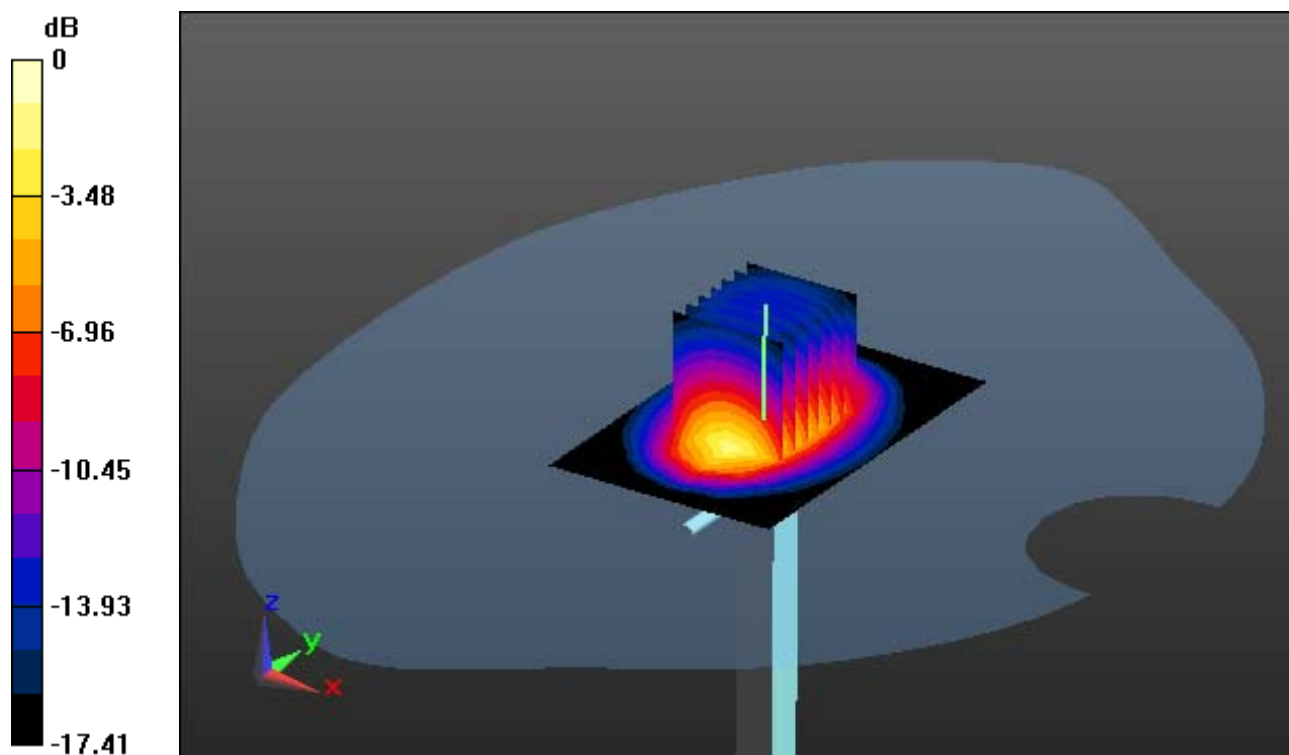
Area Scan (7x10x1): Measurement grid: dx=10mm, dy=10mm

Zoom Scan (7x7x7)/Cube 0: Measurement grid: dx=5mm, dy=5mm, dz=5mm

Power Drift = 0.03 dB

Peak SAR (extrapolated) = 18.2 W/kg

SAR(1 g) = 9.68 W/kg; SAR(10 g) = 5.08 W/kg



0 dB = 13.5 W/kg

DT&C Co., Ltd.

DUT: Dipole 1900 MHz; Type: D1900V2; Serial: D1900V2 - SN:5d176

Communication System: UID 0, CW (0); Frequency: 1900 MHz; Duty Cycle: 1:1
Medium parameters used: $f = 1900$ MHz; $\sigma = 1.513$ S/m; $\epsilon_r = 52.376$; $\rho = 1000$ kg/m³
Phantom section: Flat Section

DASY5 Configuration:

Probe: EX3DV4 - SN3866; ConvF(7.68, 7.68, 7.68); Calibrated: 5/31/2018; Electronics: DAE4 Sn1391
Sensor-Surface: 2mm (Mechanical Surface Detection)
Phantom: SAM with CRP v5.0(Right); Type: QD000P40CD; Serial: 1220
Measurement SW: DASY52, Version 52.8 (8); SEMCAD X Version 14.6.10 (7331)

Test Date: 2019-01-14; Ambient Temp: 20.4 Tissue Temp: 20.8

1900 MHz System Body Verification (250 mW)

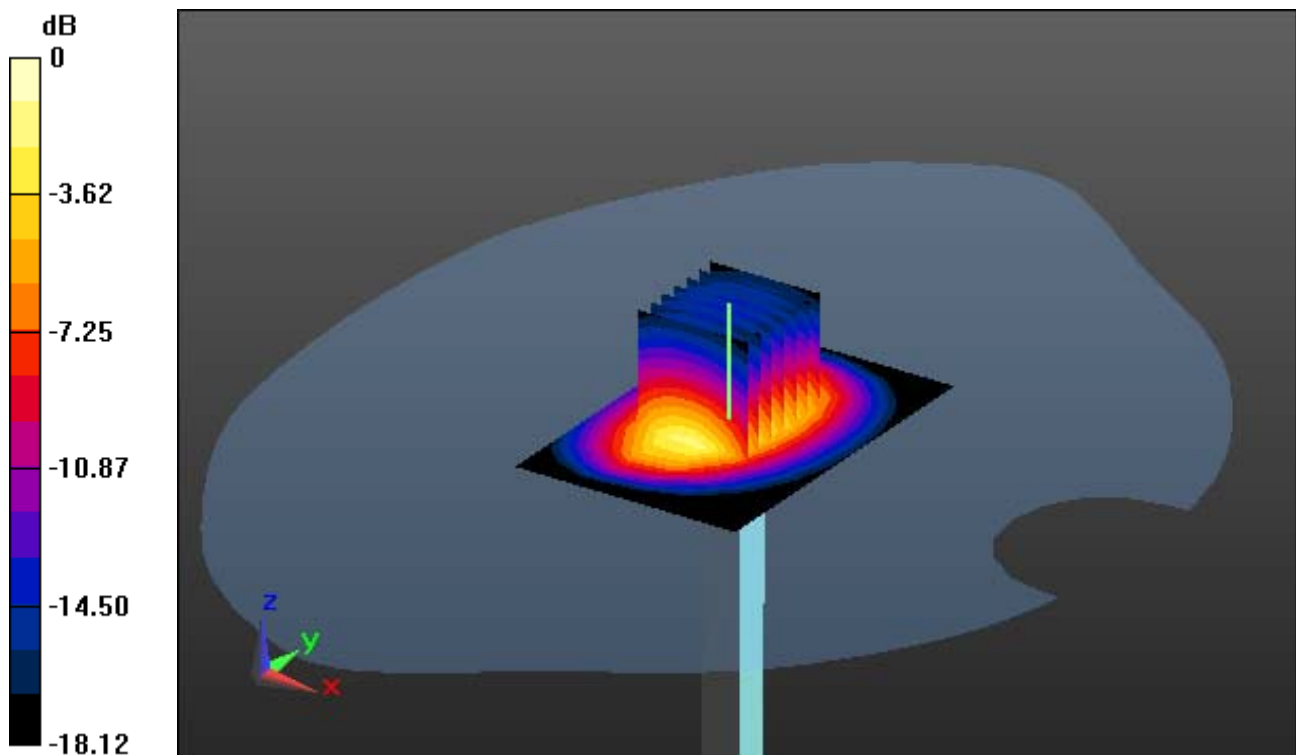
Area Scan (7x10x1): Measurement grid: dx=10mm, dy=10mm

Zoom Scan (7x7x7)/Cube 0: Measurement grid: dx=5mm, dy=5mm, dz=5mm

Power Drift = -0.15 dB

Peak SAR (extrapolated) = 18.8 W/kg

SAR(1 g) = 9.88 W/kg; SAR(10 g) = 5.16 W/kg



0 dB = 14.5 W/kg

DT&C Co., Ltd.

DUT: Dipole 2450 MHz; Type: D2450V2; Serial: D2450V2 - SN:920

Communication System: UID 0, CW; Frequency: 2450 MHz; Duty Cycle: 1:1
Medium parameters used: $f = 2450$ MHz; $\sigma = 1.824$ S/m; $\epsilon_r = 38.708$; $\rho = 1000$ kg/m³
Phantom section: Flat Section

DASY5 Configuration:

Probe: ES3DV3 - SN3327; ConvF(4.56, 4.56, 4.56); Calibrated: 8/28/2018; Electronics: DAE4 Sn1335
Sensor-Surface: 3mm (Mechanical Surface Detection)
Phantom: Twin-SAM V5.0 ; Type: QD 000 P40 CD; Serial: 1679
Measurement SW: DASY52, Version 52.8 (8); SEMCAD X Version 14.6.10 (7331)

Test Date: 2019-01-21; Ambient Temp: 20.5; Tissue Temp: 20.9

2450 MHz System Head Verification (100 mW)

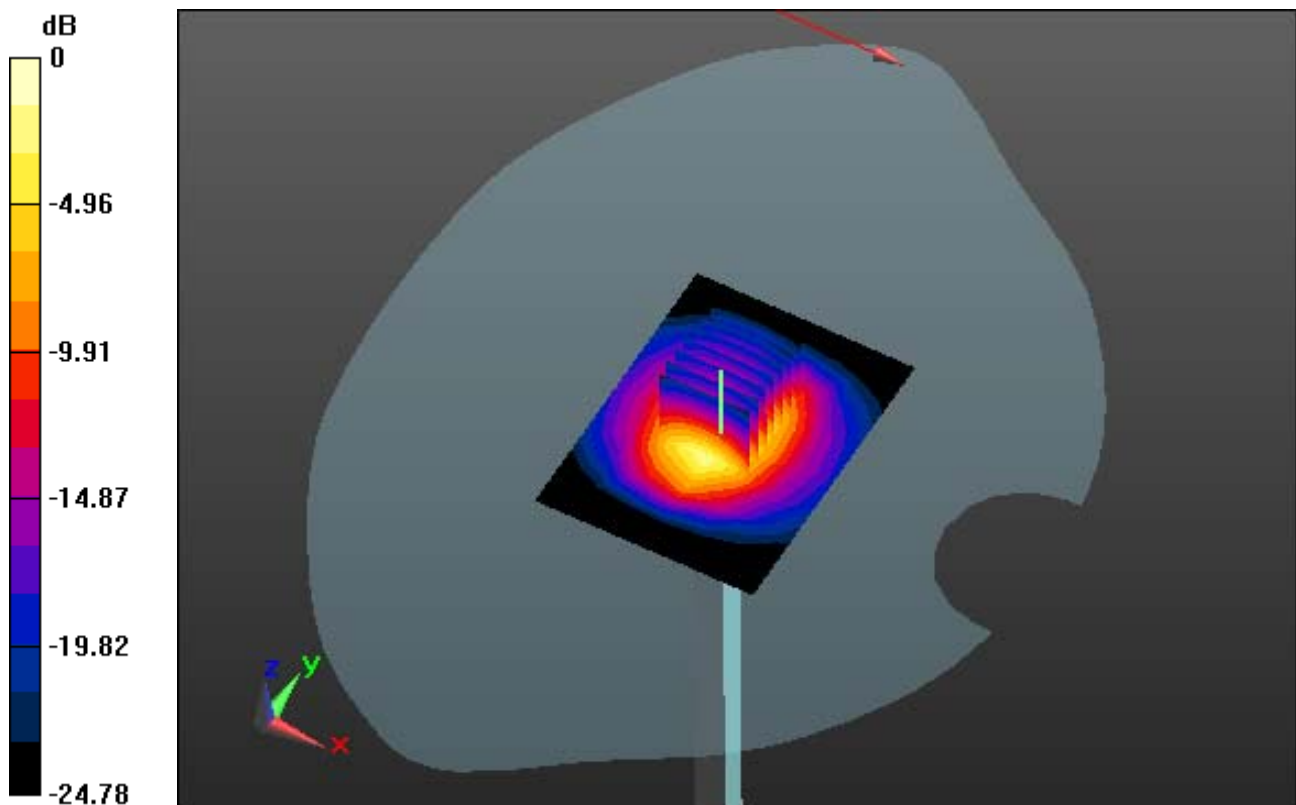
Area Scan (7x9x1): Measurement grid: dx=12mm, dy=12mm

Zoom Scan (7x7x7)/Cube 0: Measurement grid: dx=5mm, dy=5mm, dz=5mm

Power Drift = -0.12 dB

Peak SAR (extrapolated) = 11.4 W/kg

SAR(1 g) = 5.06 W/kg; SAR(10 g) = 2.37 W/kg



0 dB = 7.78 W/kg

DT&C Co., Ltd.

DUT: Dipole 2450 MHz; Type: D2450V2; Serial: D2450V2 - SN:920

Communication System: UID 0, CW; Frequency: 2450 MHz; Duty Cycle: 1:1
Medium parameters used: $f = 2450$ MHz; $\sigma = 1.987$ S/m; $\epsilon_r = 52.796$; $\rho = 1000$ kg/m³
Phantom section: Flat Section

DASY5 Configuration:

Probe: ES3DV3 - SN3327; ConvF(4.5, 4.5, 4.5); Calibrated: 8/28/2018; Electronics: DAE4 Sn1335
Sensor-Surface: 3mm (Mechanical Surface Detection)
Phantom: Twin-SAM V5.0 ; Type: QD 000 P40 CD; Serial: 1679
Measurement SW: DASY52, Version 52.8 (8); SEMCAD X Version 14.6.10 (7331)

Test Date: 2019-01-22; Ambient Temp: 20.8; Tissue Temp: 21.5

2450 MHz System Body Verification (100 mW)

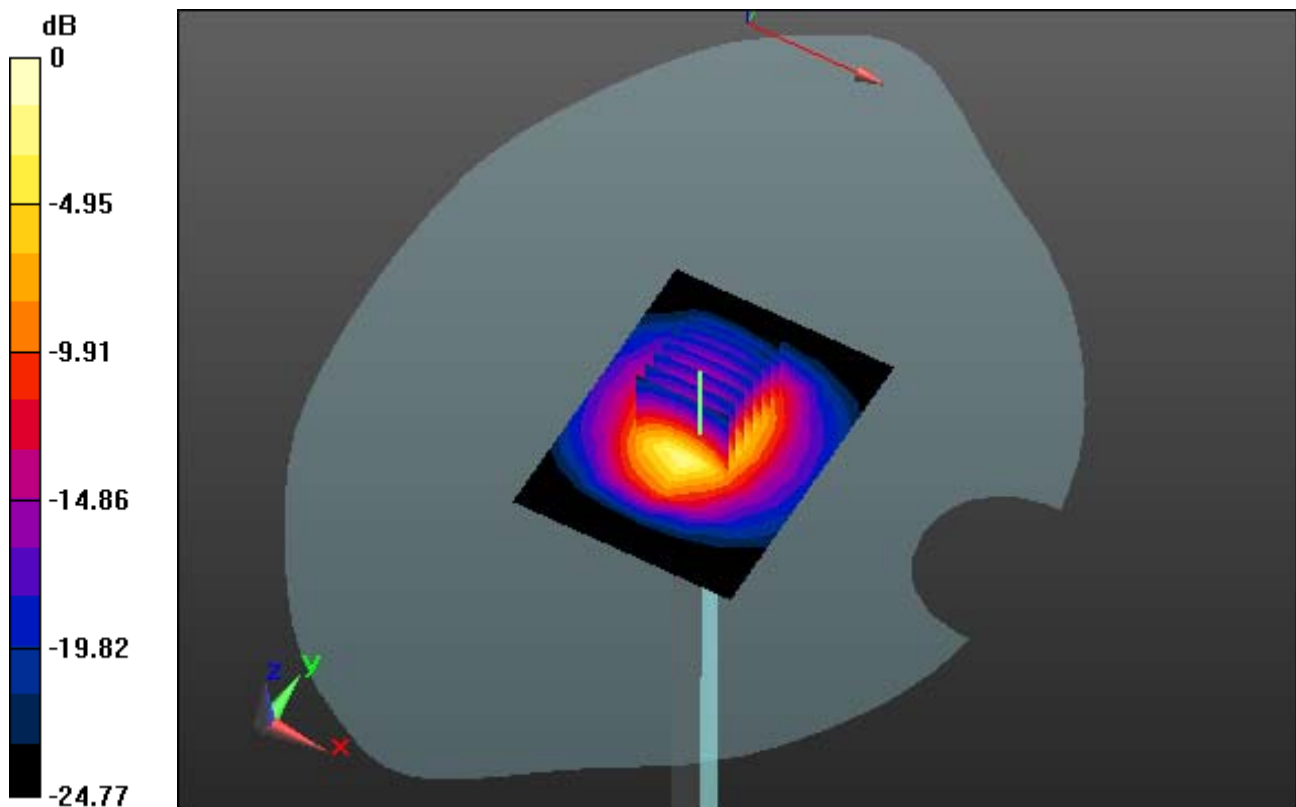
Area Scan (7x9x1): Measurement grid: dx=12mm, dy=12mm

Zoom Scan (7x7x7)/Cube 0: Measurement grid: dx=5mm, dy=5mm, dz=5mm

Power Drift = -0.15 dB

Peak SAR (extrapolated) = 11.8 W/kg

SAR(1 g) = 5.28 W/kg; SAR(10 g) = 2.46 W/kg



0 dB = 8.23 W/kg

DT&C Co., Ltd.

DUT: Dipole 2600 MHz D2600V2; Type: D2600V2; Serial: D2600V2 - SN:1103

Communication System: UID 0, CW (0); Frequency: 2600 MHz; Duty Cycle: 1:1
Medium parameters used: $f = 2600$ MHz; $\sigma = 1.996$ S/m; $\epsilon_r = 39.883$; $\rho = 1000$ kg/m³
Phantom section: Flat Section

DASY5 Configuration:

Probe: ES3DV3 - SN3328; ConvF(4.6, 4.6, 4.6); Calibrated: 3/21/2018; Electronics: DAE4 Sn1335
Sensor-Surface: 3mm (Mechanical Surface Detection)
Phantom: SAM with CRP v5.0(Right); Type: QD000P40CD; Serial: 1220
Measurement SW: DASY52, Version 52.8 (8); SEMCAD X Version 14.6.10 (7331)

Test Date: 2019-01-16; Ambient Temp: 20.4; Tissue Temp: 20.8

2600 MHz System Head Verification (100 mW)

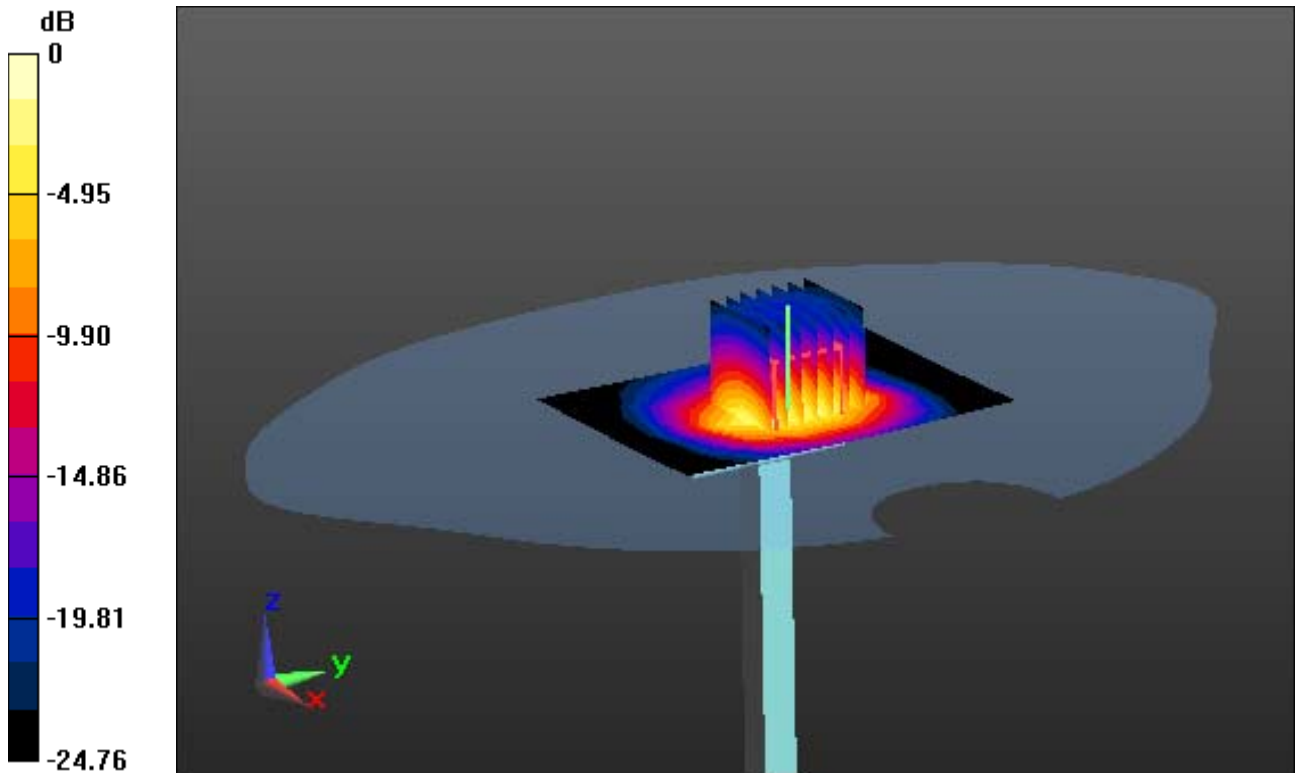
Area Scan (6x8x1): Measurement grid: dx=12mm, dy=12mm

Zoom Scan (7x7x7)/Cube 0: Measurement grid: dx=5mm, dy=5mm, dz=5mm

Power Drift = -0.06 dB

Peak SAR (extrapolated) = 11.9 W/kg

SAR(1 g) = 5.65 W/kg; SAR(10 g) = 2.52 W/kg



0 dB = 9.32 W/kg

DT&C Co., Ltd.

DUT: Dipole 2600 MHz D2600V2; Type: D2600V2; Serial: D2600V2 - SN:1103

Communication System: UID 0, CW (0); Frequency: 2600 MHz; Duty Cycle: 1:1
Medium parameters used: $f = 2600$ MHz; $\sigma = 2.113$ S/m; $\epsilon_r = 50.959$; $\rho = 1000$ kg/m³
Phantom section: Flat Section

DASY5 Configuration:

Probe: ES3DV3 - SN3328; ConvF(4.32, 4.32, 4.32); Calibrated: 3/21/2018; Electronics: DAE4 Sn1335
Sensor-Surface: 3mm (Mechanical Surface Detection)
Phantom: SAM with CRP v5.0(Right); Type: QD000P40CD; Serial: 1220
Measurement SW: DASY52, Version 52.8 (8); SEMCAD X Version 14.6.10 (7331)

Test Date: 2019-01-16; Ambient Temp: 20.4 Tissue Temp: 20.9

2600 MHz System Body Verification (100 mW)

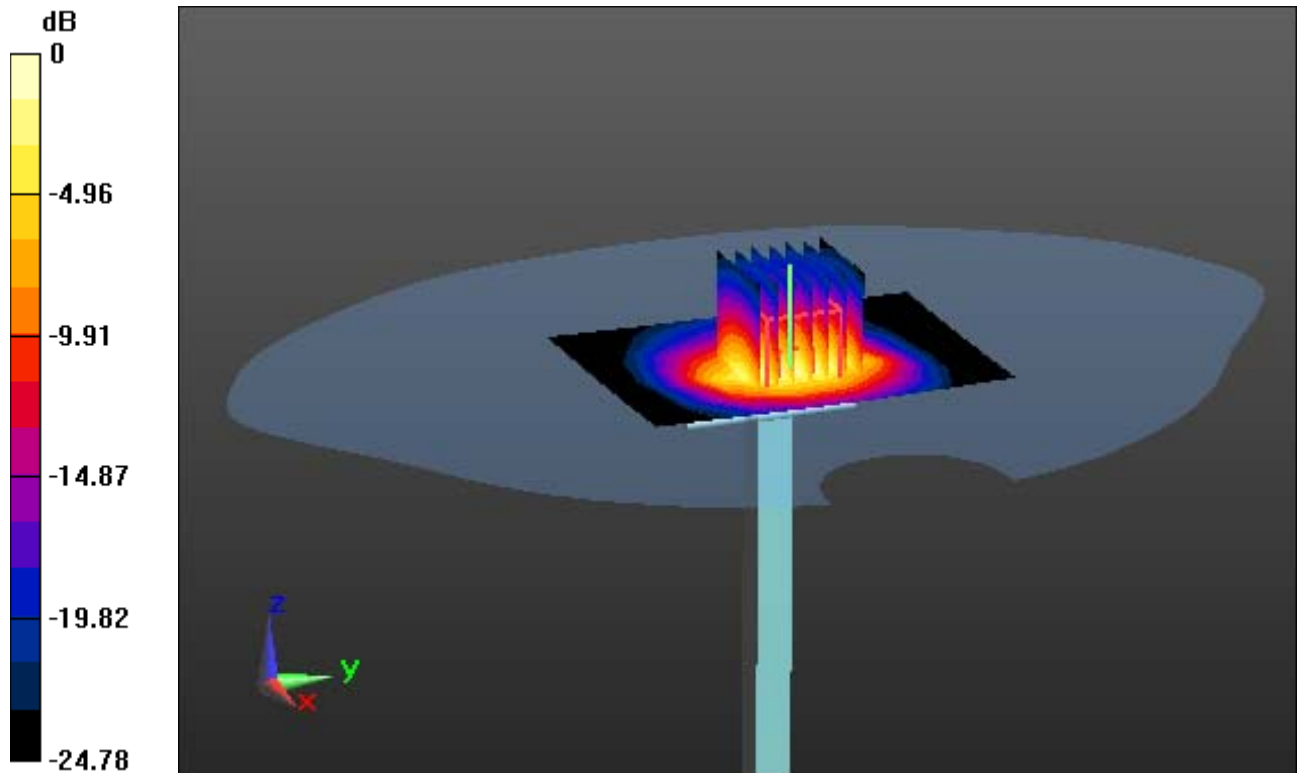
Area Scan (6x8x1): Measurement grid: dx=12mm, dy=12mm

Zoom Scan (7x7x7)/Cube 0: Measurement grid: dx=5mm, dy=5mm, dz=5mm

Power Drift = -0.06 dB

Peak SAR (extrapolated) = 11.4 W/kg

SAR(1 g) = 5.68 W/kg; SAR(10 g) = 2.54 W/kg



0 dB = 8.29 W/kg

DT&C Co., Ltd.

DUT: Dipole 2600 MHz; Type: D2600V2; Serial: D2600V2 - SN:1103

Communication System: UID 0, CW (0); Frequency: 2600 MHz; Duty Cycle: 1:1
Medium parameters used: $f = 2600$ MHz; $\sigma = 1.934$ S/m; $\epsilon_r = 39.941$; $\rho = 1000$ kg/m³
Phantom section: Flat Section

DASY5 Configuration:

Probe: ES3DV3 - SN3328; ConvF(4.6, 4.6, 4.6); Calibrated: 3/21/2018; Electronics: DAE4 Sn1335
Sensor-Surface: 3mm (Mechanical Surface Detection)
Phantom: SAM with CRP v5.0(Right); Type: QD000P40CD; Serial: 1220
Measurement SW: DASY52, Version 52.8 (8); SEMCAD X Version 14.6.10 (7331)

Test Date: 2019-01-29; Ambient Temp: 20.5; Tissue Temp: 20.9

2600 MHz System Head Verification (100 mW)

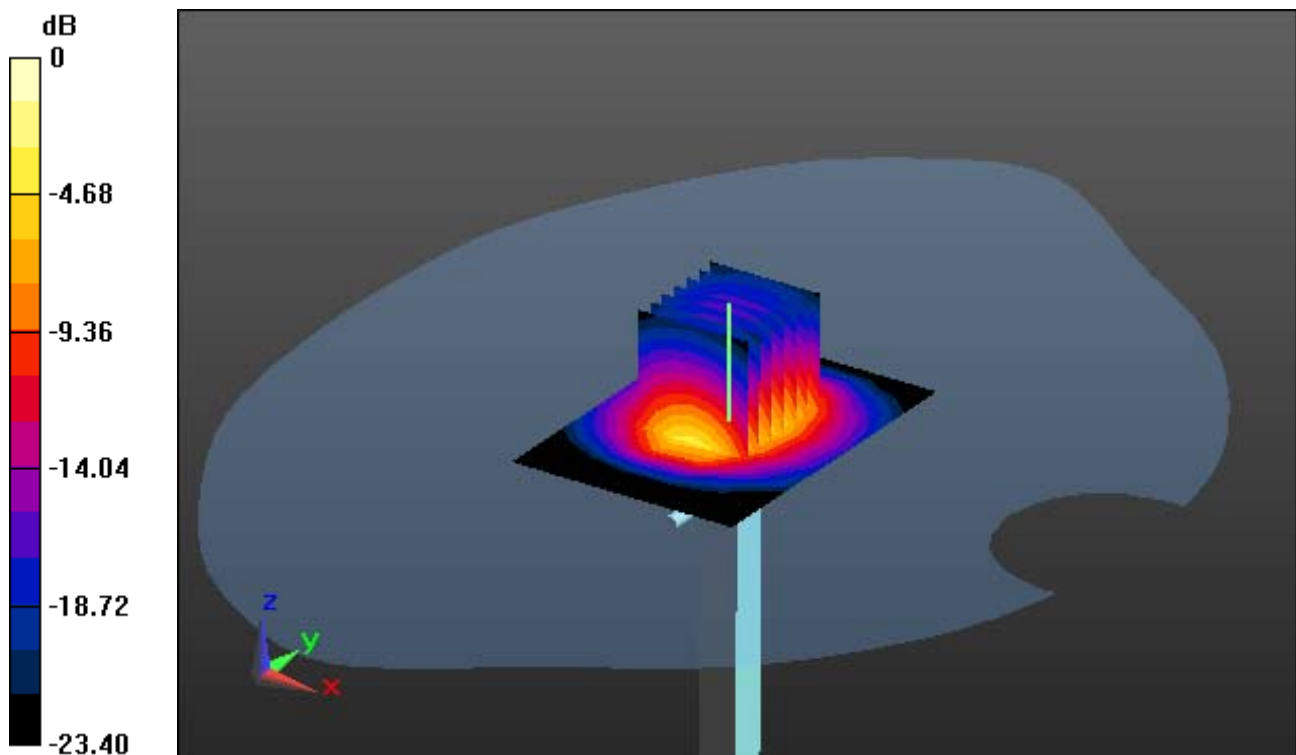
Area Scan (6x8x1): Measurement grid: dx=12mm, dy=12mm

Zoom Scan (7x7x7)/Cube 0: Measurement grid: dx=5mm, dy=5mm, dz=5mm

Power Drift = 0.14 dB

Peak SAR (extrapolated) = 12.1 W/kg

SAR(1 g) = 5.88 W/kg; SAR(10 g) = 2.63 W/kg



0 dB = 9.16 W/kg

DT&C Co., Ltd.

DUT: Dipole 2600 MHz; Type: D2600V2; Serial: D2600V2 - SN:1103

Communication System: UID 0, CW (0); Frequency: 2600 MHz; Duty Cycle: 1:1
Medium parameters used: $f = 2600$ MHz; $\sigma = 2.108$ S/m; $\epsilon_r = 52.137$; $\rho = 1000$ kg/m³
Phantom section: Flat Section

DASY5 Configuration:

Probe: EX3DV4 - SN7337; ConvF(7.59, 7.59, 7.59); Calibrated: 11/22/2018; Electronics: DAE4 Sn1392
Sensor-Surface: 2mm (Mechanical Surface Detection)
Phantom: SAM with CRP v5.0(Right); Type: QD000P40CD; Serial: 1220
Measurement SW: DASY52, Version 52.8 (8); SEMCAD X Version 14.6.10 (7331)

Test Date: 2019-01-30; Ambient Temp: 20.3 Tissue Temp: 20.8

2600 MHz System Body Verification (100 mW)

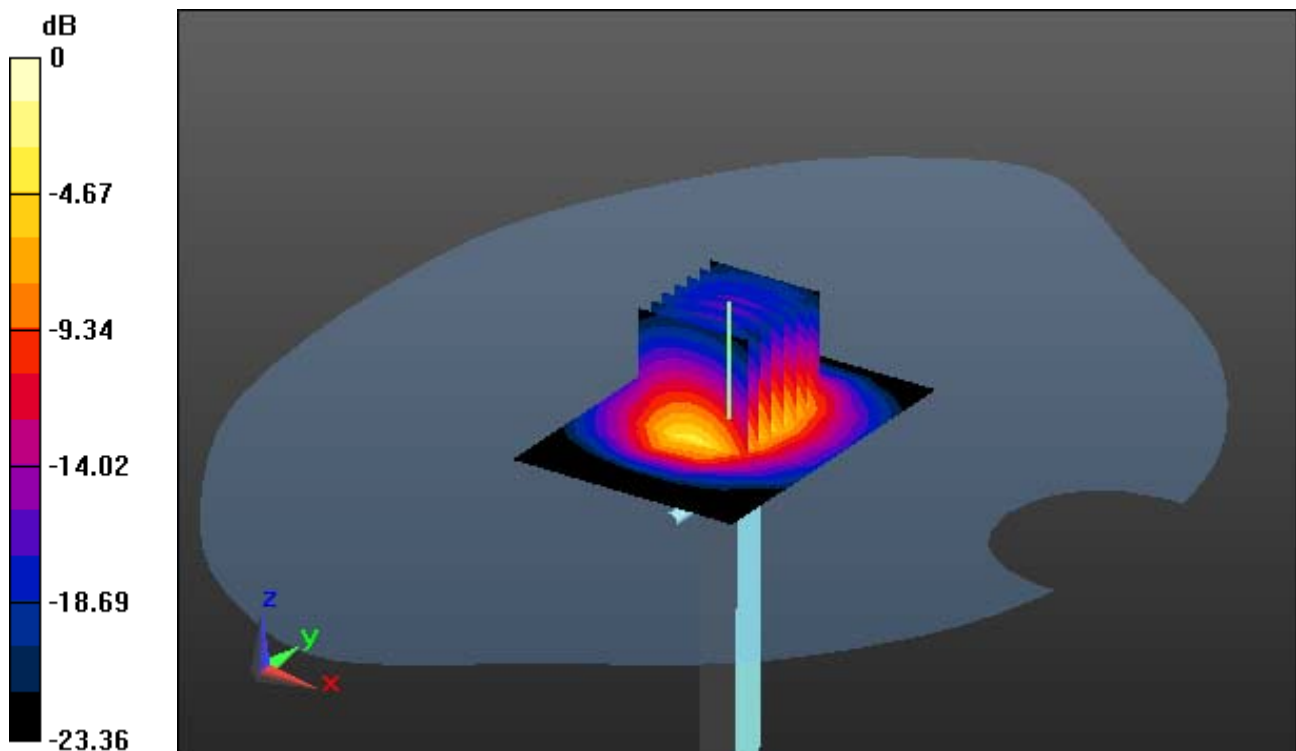
Area Scan (6x8x1): Measurement grid: dx=12mm, dy=12mm

Zoom Scan (7x7x7)/Cube 0: Measurement grid: dx=5mm, dy=5mm, dz=5mm

Power Drift = 0.08 dB

Peak SAR (extrapolated) = 11.2 W/kg

SAR(1 g) = 5.54 W/kg; SAR(10 g) = 2.47 W/kg



0 dB = 8.49 W/kg

DT&C Co., Ltd.

DUT: Dipole 5000 MHz; Type: D5GHzV2; Serial: D5GHzV2 - SN:1212

Communication System: UID 0, CW (0); Frequency: 5200 MHz; Duty Cycle: 1:1
Medium parameters used: $f = 5200$ MHz; $\sigma = 5.351$ S/m; $\epsilon_r = 50.508$; $\rho = 1000$ kg/m³
Phantom section: Flat Section

DASY5 Configuration:

Probe: EX3DV4 - SN3866; ConvF(4.69, 4.69, 4.69); Calibrated: 5/31/2018; Electronics: DAE4 Sn1391
Sensor-Surface: 1.4mm (Mechanical Surface Detection)
Phantom: Twin-SAM V5.0 ; Type: QD 000 P40 CD; Serial: 1679
Measurement SW: DASY52, Version 52.8 (8); SEMCAD X Version 14.6.10 (7331)

Test Date: 2019-01-23; Ambient Temp: 20.4; Tissue Temp: 20.7

5200 MHz System Body Verification (100 mW)

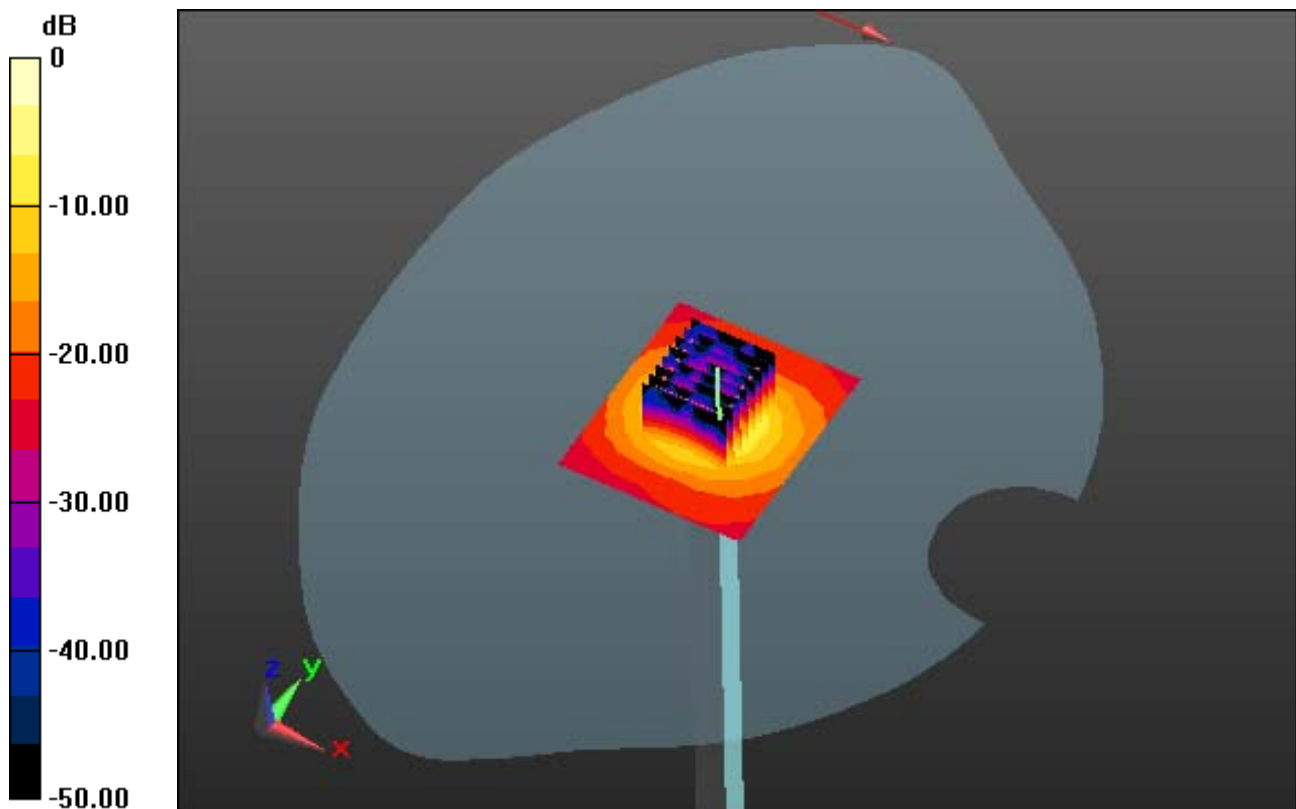
Area Scan (7x8x1): Measurement grid: dx=10mm, dy=10mm

Zoom Scan (8x8x7)/Cube 0: Measurement grid: dx=4mm, dy=4mm, dz=1.4mm, Graded Ratio: 1.4

Power Drift = -0.06 dB

Peak SAR (extrapolated) = 33.8 W/kg

SAR(1 g) = 7.62 W/kg; SAR(10 g) = 2.17 W/kg



0 dB = 19.4 W/kg

DT&C Co., Ltd.

DUT: Dipole 5000 MHz; Type: D5GHzV2; Serial: D5GHzV2 - SN:1212

Communication System: UID 0, CW (0); Frequency: 5300 MHz; Duty Cycle: 1:1
Medium parameters used: $f = 5300$ MHz; $\sigma = 4.809$ S/m; $\epsilon_r = 36.354$; $\rho = 1000$ kg/m³
Phantom section: Flat Section

DASY5 Configuration:

Probe: EX3DV4 - SN3866; ConvF(4.95, 4.95, 4.95); Calibrated: 5/31/2018; Electronics: DAE4 Sn1391
Sensor-Surface: 1.4mm (Mechanical Surface Detection)
Phantom: Twin-SAM V5.0 ; Type: QD 000 P40 CD; Serial: 1679
Measurement SW: DASY52, Version 52.8 (8); SEMCAD X Version 14.6.10 (7331)

Test Date: 2019-01-24; Ambient Temp: 20.4; Tissue Temp: 20.7

5300 MHz System Head Verification (100 mW)

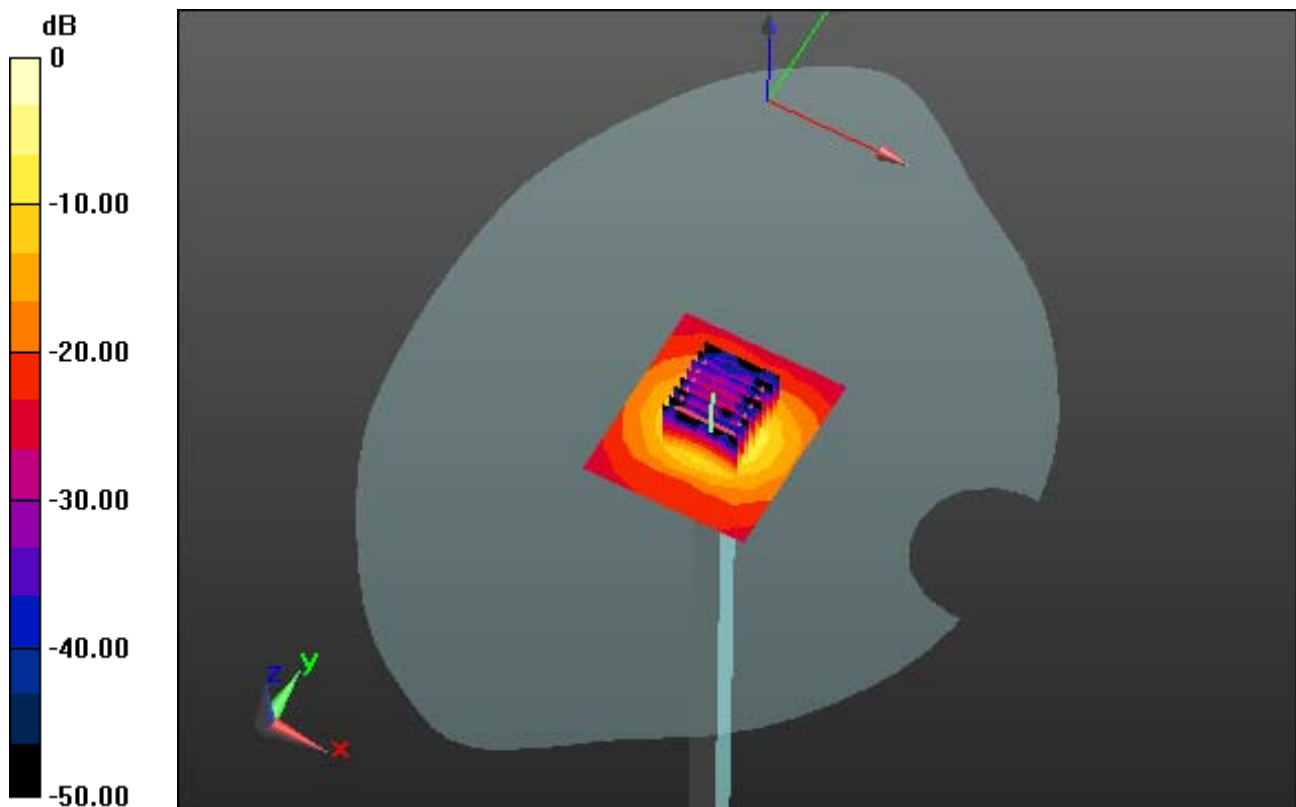
Area Scan (7x8x1): Measurement grid: dx=10mm, dy=10mm

Zoom Scan (8x8x7)/Cube 0: Measurement grid: dx=4mm, dy=4mm, dz=1.4mm, Graded Ratio: 1.4

Power Drift = -0.05 dB

Peak SAR (extrapolated) = 33.2 W/kg

SAR(1 g) = 8.12 W/kg; SAR(10 g) = 2.39 W/kg



0 dB = 19.7 W/kg

DT&C Co., Ltd.

DUT: Dipole 5000 MHz; Type: D5GHzV2; Serial: D5GHzV2 - SN:1212

Communication System: UID 0, CW (0); Frequency: 5300 MHz; Duty Cycle: 1:1
Medium parameters used: $f = 5300$ MHz; $\sigma = 5.544$ S/m; $\epsilon_r = 47.441$; $\rho = 1000$ kg/m³
Phantom section: Flat Section

DASY5 Configuration:

Probe: EX3DV4 - SN3866; ConvF(4.5, 4.5, 4.5); Calibrated: 5/31/2018; Electronics: DAE4 Sn1391
Sensor-Surface: 1.4mm (Mechanical Surface Detection)
Phantom: Twin-SAM V5.0 ; Type: QD 000 P40 CD; Serial: 1679
Measurement SW: DASY52, Version 52.8 (8); SEMCAD X Version 14.6.10 (7331)

Test Date: 2019-01-24; Ambient Temp: 20.4; Tissue Temp: 20.8

5300 MHz System Body Verification (100 mW)

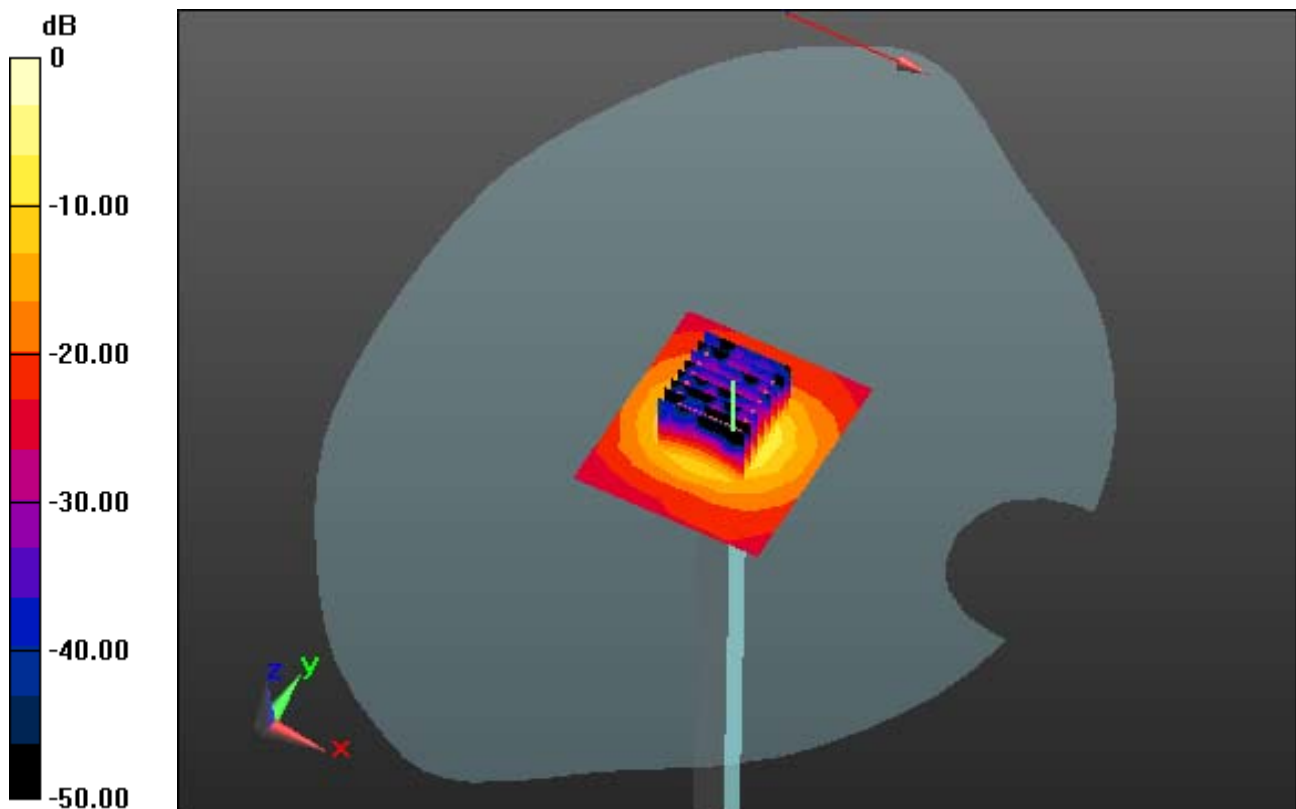
Area Scan (7x8x1): Measurement grid: dx=10mm, dy=10mm

Zoom Scan (8x8x7)/Cube 0: Measurement grid: dx=4mm, dy=4mm, dz=1.4mm, Graded Ratio: 1.4

Power Drift = -0.11 dB

Peak SAR (extrapolated) = 32.7 W/kg

SAR(1 g) = 7.55 W/kg; SAR(10 g) = 2.08 W/kg



0 dB = 18.2 W/kg

DT&C Co., Ltd.

DUT: Dipole 5000 MHz; Type: D5GHzV2; Serial: D5GHzV2 - SN:1212

Communication System: UID 0, CW (0); Frequency: 5600 MHz; Duty Cycle: 1:1
Medium parameters used: $f = 5600$ MHz; $\sigma = 5.207$ S/m; $\epsilon_r = 36.154$; $\rho = 1000$ kg/m³
Phantom section: Flat Section

DASY5 Configuration:

Probe: EX3DV4 - SN3866; ConvF(4.52, 4.52, 4.52); Calibrated: 5/31/2018; Electronics: DAE4 Sn1391
Sensor-Surface: 1.4mm (Mechanical Surface Detection)
Phantom: Twin-SAM V5.0 ; Type: QD 000 P40 CD; Serial: 1679
Measurement SW: DASY52, Version 52.8 (8); SEMCAD X Version 14.6.10 (7331)

Test Date: 2019-01-25; Ambient Temp: 20.6; Tissue Temp: 21.0

5600 MHz System Head Verification (100 mW)

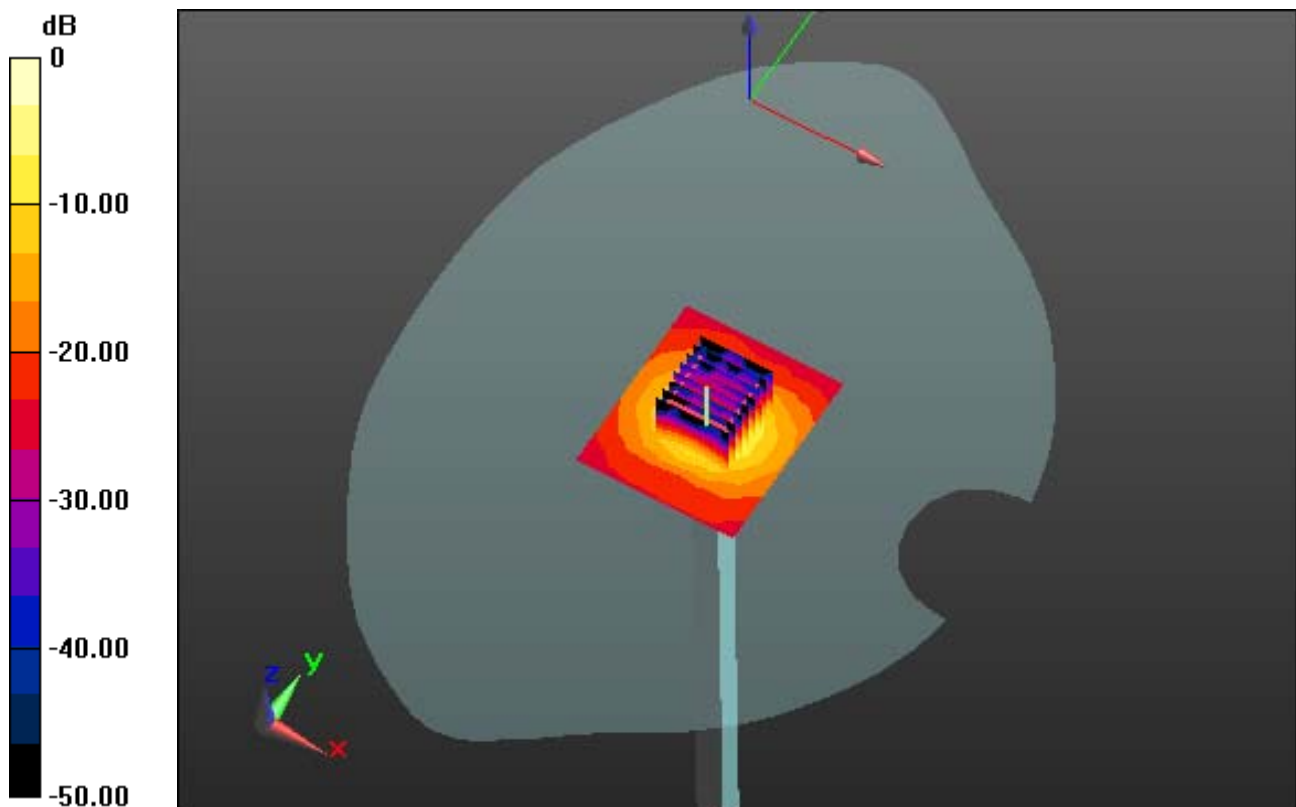
Area Scan (7x8x1): Measurement grid: dx=10mm, dy=10mm

Zoom Scan (8x8x7)/Cube 0: Measurement grid: dx=4mm, dy=4mm, dz=1.4mm, Graded Ratio: 1.4

Power Drift = -0.14 dB

Peak SAR (extrapolated) = 31.3 W/kg

SAR(1 g) = 8.26 W/kg; SAR(10 g) = 2.31 W/kg



0 dB = 19.6 W/kg

DT&C Co., Ltd.

DUT: Dipole 5000 MHz; Type: D5GHzV2; Serial: D5GHzV2 - SN:1212

Communication System: UID 0, CW (0); Frequency: 5600 MHz; Duty Cycle: 1:1
Medium parameters used: $f = 5600$ MHz; $\sigma = 5.566$ S/m; $\epsilon_r = 47.233$; $\rho = 1000$ kg/m³
Phantom section: Flat Section

DASY5 Configuration:

Probe: EX3DV4 - SN3866; ConvF(3.87, 3.87, 3.87); Calibrated: 5/31/2018; Electronics: DAE4 Sn1391
Sensor-Surface: 1.4mm (Mechanical Surface Detection)
Phantom: Twin-SAM V5.0 ; Type: QD 000 P40 CD; Serial: 1679
Measurement SW: DASY52, Version 52.8 (8); SEMCAD X Version 14.6.10 (7331)

Test Date: 2019-01-25; Ambient Temp: 20.6; Tissue Temp: 21.1

5600 MHz System Body Verification (100 mW)

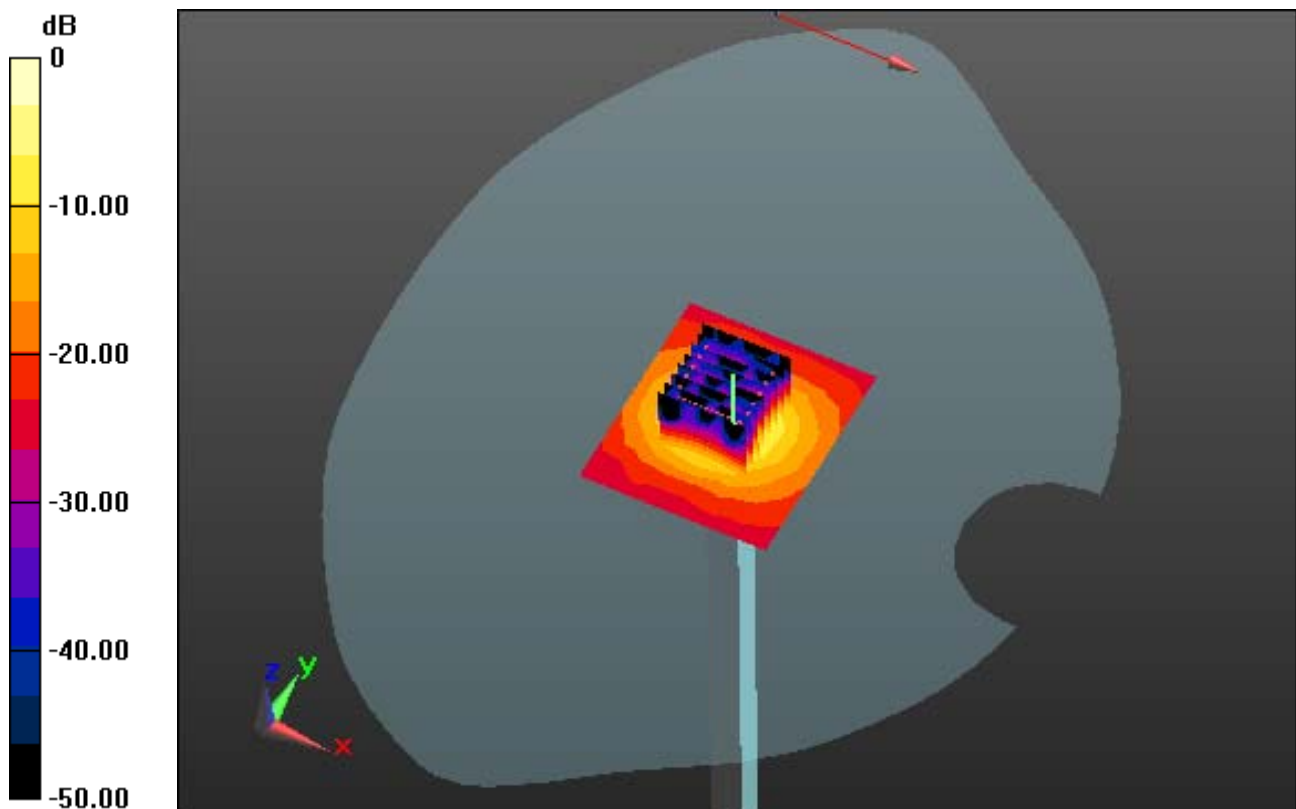
Area Scan (7x8x1): Measurement grid: dx=10mm, dy=10mm

Zoom Scan (8x8x7)/Cube 0: Measurement grid: dx=4mm, dy=4mm, dz=1.4mm, Graded Ratio: 1.4

Power Drift = 0.04 dB

Peak SAR (extrapolated) = 32.3 W/kg

SAR(1 g) = 7.76 W/kg; SAR(10 g) = 2.11 W/kg



0 dB = 19.3 W/kg

DT&C Co., Ltd.

DUT: Dipole 5000 MHz; Type: D5GHzV2; Serial: D5GHzV2 - SN:1212

Communication System: UID 0, CW (0); Frequency: 5800 MHz; Duty Cycle: 1:1
Medium parameters used: $f = 5800$ MHz; $\sigma = 5.388$ S/m; $\epsilon_r = 35.483$; $\rho = 1000$ kg/m³
Phantom section: Flat Section

DASY5 Configuration:

Probe: EX3DV4 - SN3866; ConvF(4.69, 4.69, 4.69); Calibrated: 5/31/2018; Electronics: DAE4 Sn1391
Sensor-Surface: 1.4mm (Mechanical Surface Detection)
Phantom: Twin-SAM V5.0 ; Type: QD 000 P40 CD; Serial: 1679
Measurement SW: DASY52, Version 52.8 (8); SEMCAD X Version 14.6.10 (7331)

Test Date: 2019-01-28; Ambient Temp: 20.6; Tissue Temp: 20.9

5800 MHz System Head Verification (100 mW)

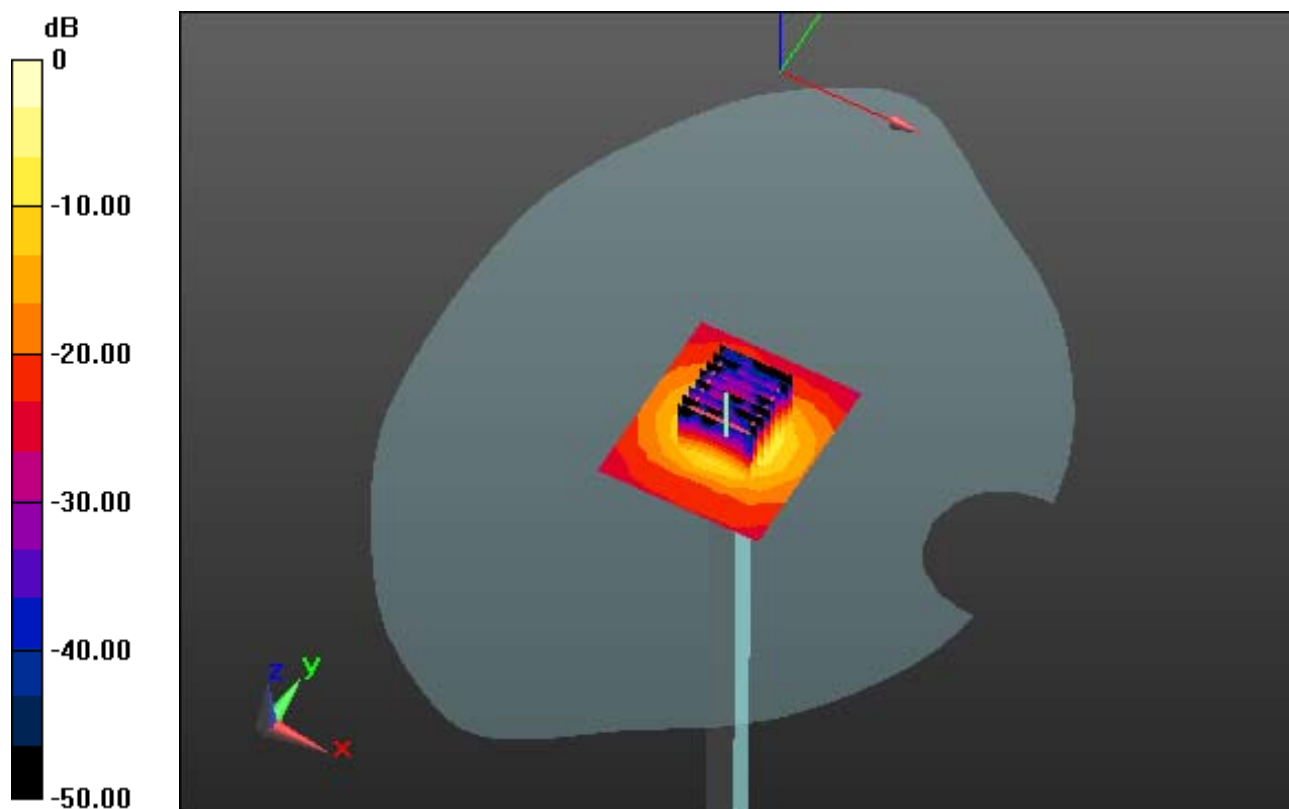
Area Scan (7x8x1): Measurement grid: dx=10mm, dy=10mm

Zoom Scan (8x8x7)/Cube 0: Measurement grid: dx=4mm, dy=4mm, dz=1.4mm, Graded Ratio: 1.4

Power Drift = -0.06 dB

Peak SAR (extrapolated) = 32.8 W/kg

SAR(1 g) = 8.02 W/kg; SAR(10 g) = 2.29 W/kg



0 dB = 19.3 W/kg

DT&C Co., Ltd.

DUT: Dipole 5000 MHz; Type: D5GHzV2; Serial: D5GHzV2 - SN:1212

Communication System: UID 0, CW (0); Frequency: 5800 MHz; Duty Cycle: 1:1
Medium parameters used: $f = 5800$ MHz; $\sigma = 5.829$ S/m; $\epsilon_r = 46.826$; $\rho = 1000$ kg/m³
Phantom section: Flat Section

DASY5 Configuration:

Probe: EX3DV4 - SN3866; ConvF(4.16, 4.16, 4.16); Calibrated: 5/31/2018; Electronics: DAE4 Sn1391
Sensor-Surface: 1.4mm (Mechanical Surface Detection)
Phantom: Twin-SAM V5.0 ; Type: QD 000 P40 CD; Serial: 1679
Measurement SW: DASY52, Version 52.8 (8); SEMCAD X Version 14.6.10 (7331)

Test Date: 2019-01-28; Ambient Temp: 20.6; Tissue Temp: 21.0

5800 MHz System Body Verification (100 mW)

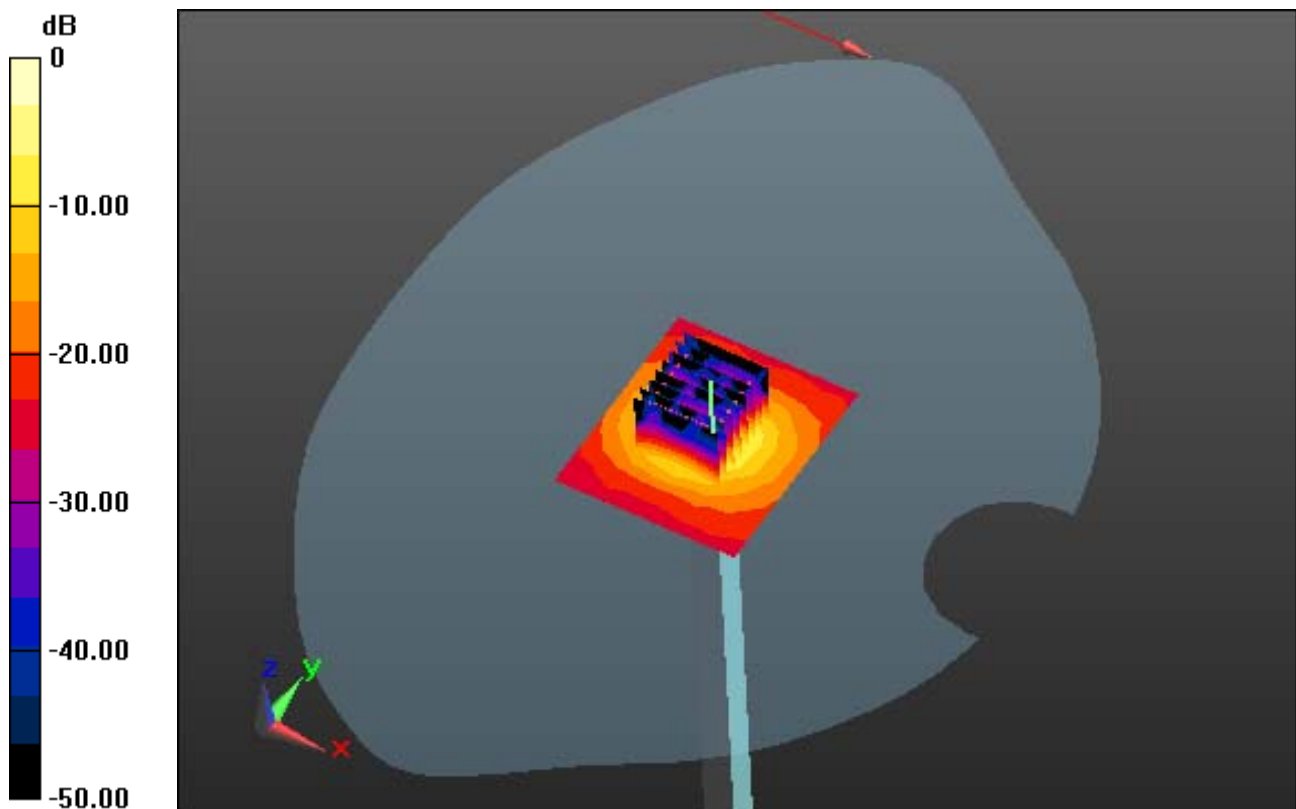
Area Scan (7x8x1): Measurement grid: dx=10mm, dy=10mm

Zoom Scan (8x8x7)/Cube 0: Measurement grid: dx=4mm, dy=4mm, dz=1.4mm, Graded Ratio: 1.4

Power Drift = 0.02 dB

Peak SAR (extrapolated) = 34.4 W/kg

SAR(1 g) = 7.69 W/kg; SAR(10 g) = 2.17 W/kg



0 dB = 19.6 W/kg

DT&C Co., Ltd.

DUT: PM85; Type: Bar

Communication System: UID 0, GSM 850 (0); Frequency: 836.6 MHz; Duty Cycle: 1:8.3
Medium parameters used: $f = 836.6$ MHz; $\sigma = 0.879$ S/m; $\epsilon_r = 40.959$; $\rho = 1000$ kg/m³
Phantom section: Right Section

DASY5 Configuration:

Probe: ES3DV3 - SN3328; ConvF(6.35, 6.35, 6.35); Calibrated: 3/21/2018; Electronics: DAE4 Sn1335
Sensor-Surface: 3mm (Mechanical Surface Detection)
Phantom: SAM with CRP v5.0(Right); Type: QD000P40CD; Serial: 1220
Measurement SW: DASY52, Version 52.8 (8); SEMCAD X Version 14.6.10 (7331)

Test Date: 2018-12-26; Ambient Temp: 20.3; Tissue Temp: 20.4

Right Touch, GSM850 Ch. 190, Ant Internal, Standard Battery

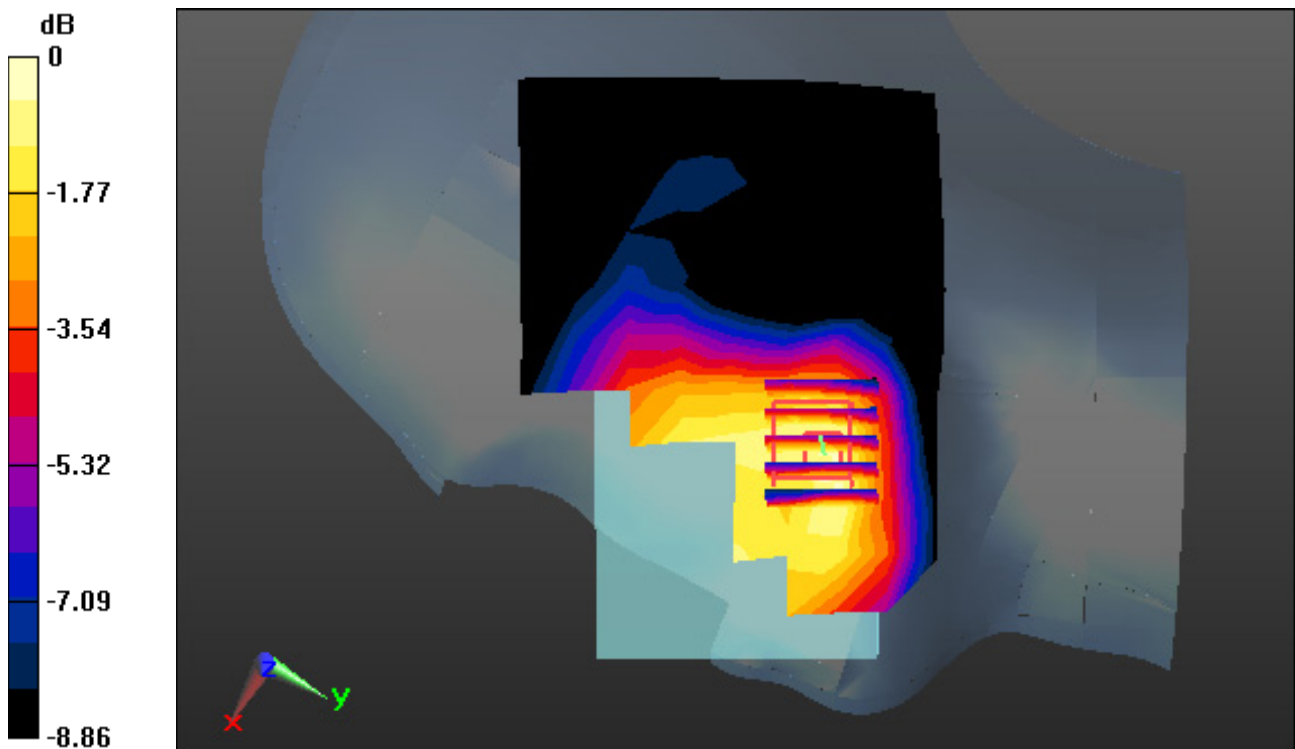
Area Scan (9x13x1): Measurement grid: dx=15mm, dy=15mm

Zoom Scan (5x5x7)/Cube 0: Measurement grid: dx=8mm, dy=8mm, dz=5mm

Power Drift = 0.18 dB

Peak SAR (extrapolated) = 0.384 W/kg

SAR(1 g) = 0.311 W/kg; SAR(10 g) = 0.240 W/kg



0 dB = 0.339 W/kg

A1

DT&C Co., Ltd.

DUT: PM85; Type: Bar

Communication System: UID 0, GSM850 4TX (0); Frequency: 836.6 MHz; Duty Cycle: 1:2.075
Medium parameters used: $f = 836.6$ MHz; $\sigma = 0.879$ S/m; $\epsilon_r = 40.959$; $\rho = 1000$ kg/m³
Phantom section: Right Section

DASY5 Configuration:

Probe: ES3DV3 - SN3328; ConvF(6.35, 6.35, 6.35); Calibrated: 3/21/2018; Electronics: DAE4 Sn1335
Sensor-Surface: 3mm (Mechanical Surface Detection)
Phantom: SAM with CRP v5.0(Right); Type: QD000P40CD; Serial: 1220
Measurement SW: DASY52, Version 52.8 (8); SEMCAD X Version 14.6.10 (7331)

Test Date: 2018-12-26; Ambient Temp: 20.3; Tissue Temp: 20.4

Right Touch, GSM850 GPRS 4 Tx Ch. 190, Ant Internal, Standard Battery

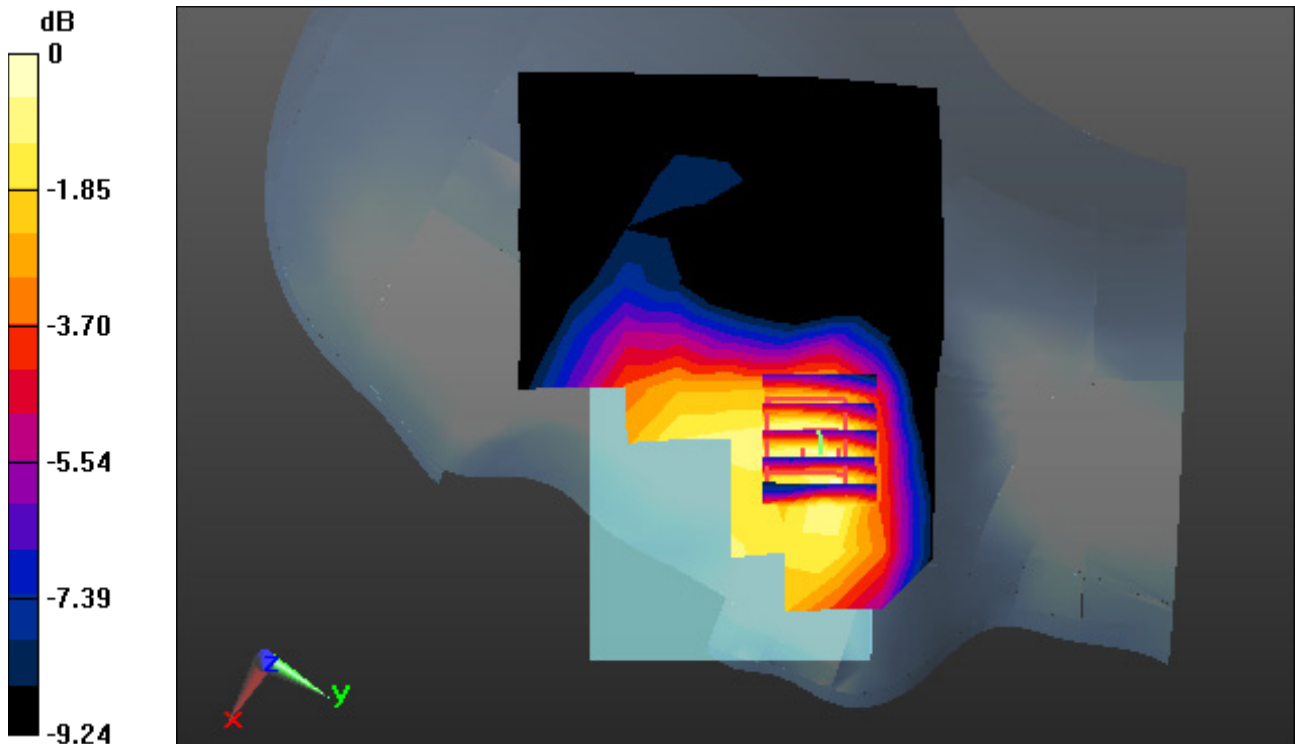
Area Scan (9x13x1): Measurement grid: dx=15mm, dy=15mm

Zoom Scan (5x5x7)/Cube 0: Measurement grid: dx=8mm, dy=8mm, dz=5mm

Power Drift = -0.07 dB

Peak SAR (extrapolated) = 0.505 W/kg

SAR(1 g) = 0.411 W/kg; SAR(10 g) = 0.314 W/kg



0 dB = 0.447 W/kg

DT&C Co., Ltd.

DUT: PM85; Type: Bar

Communication System: UID 0, PCS 1900 (0); Frequency: 1880 MHz; Duty Cycle: 1:8.3
Medium parameters used: $f = 1880$ MHz; $\sigma = 1.405$ S/m; $\epsilon_r = 41.389$; $\rho = 1000$ kg/m³
Phantom section: Right Section

DASY5 Configuration:

Probe: EX3DV4 - SN3866; ConvF(8.03, 8.03, 8.03); Calibrated: 5/31/2018; Electronics: DAE4 Sn1391
Sensor-Surface: 2mm (Mechanical Surface Detection)
Phantom: SAM with CRP v5.0(Right); Type: QD000P40CD; Serial: 1220
Measurement SW: DASY52, Version 52.8 (8); SEMCAD X Version 14.6.10 (7331)

Test Date: 2018-12-27; Ambient Temp: 20.1; Tissue Temp: 20.6

Right Touch, PCS1900 Ch. 661, Ant Internal, Standard Battery

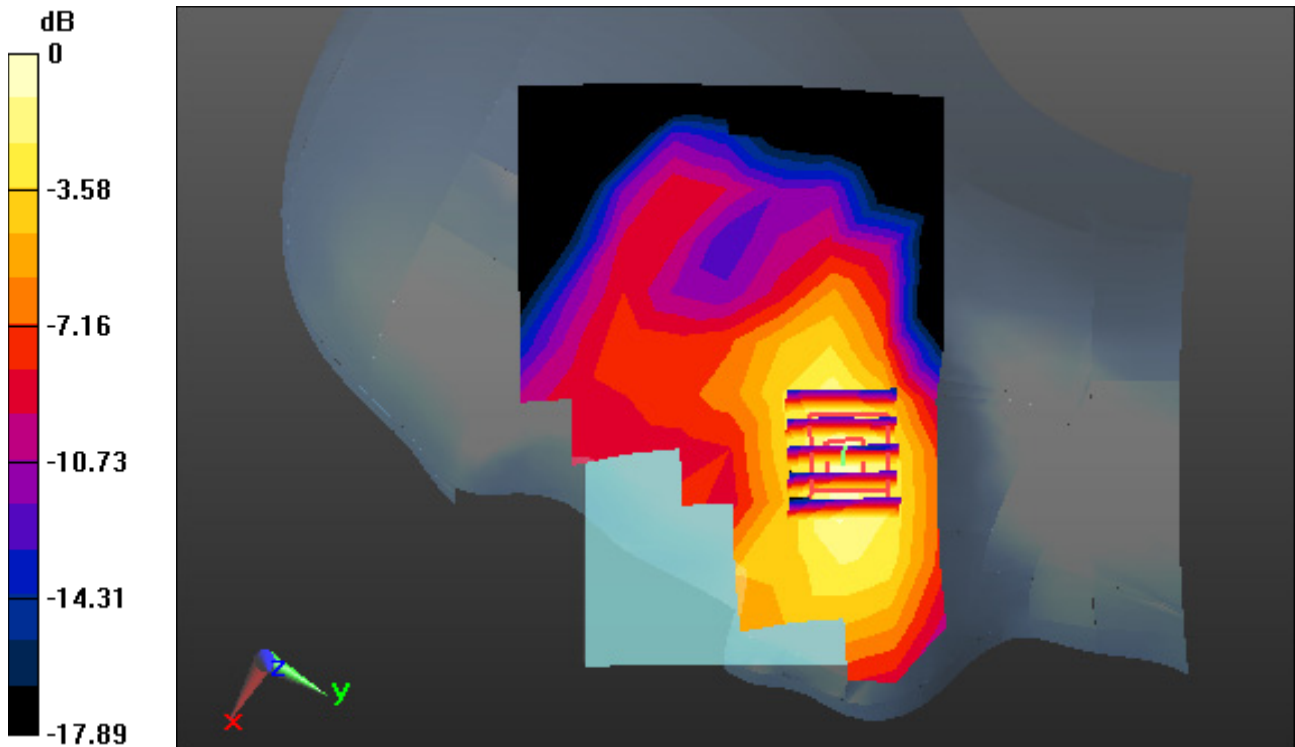
Area Scan (9x13x1): Measurement grid: dx=15mm, dy=15mm

Zoom Scan (5x5x7)/Cube 0: Measurement grid: dx=8mm, dy=8mm, dz=5mm

Power Drift = 0.18 dB

Peak SAR (extrapolated) = 0.223 W/kg

SAR(1 g) = 0.136 W/kg; SAR(10 g) = 0.081 W/kg



0 dB = 0.182 W/kg

DT&C Co., Ltd.

DUT: PM85; Type: Bar

Communication System: UID 0, PCS1900_4Tx (0); Frequency: 1880 MHz; Duty Cycle: 1:2.075
Medium parameters used: $f = 1880$ MHz; $\sigma = 1.405$ S/m; $\epsilon_r = 41.389$; $\rho = 1000$ kg/m³
Phantom section: Right Section

DASY5 Configuration:

Probe: EX3DV4 - SN3866; ConvF(8.03, 8.03, 8.03); Calibrated: 5/31/2018; Electronics: DAE4 Sn1391
Sensor-Surface: 2mm (Mechanical Surface Detection)
Phantom: SAM with CRP v5.0(Right); Type: QD000P40CD; Serial: 1220
Measurement SW: DASY52, Version 52.8 (8); SEMCAD X Version 14.6.10 (7331)

Test Date: 2018-12-27; Ambient Temp: 20.1; Tissue Temp: 20.6

Right Touch, PCS1900 GPRS 4 Tx Ch. 661, Ant Internal, Standard Battery

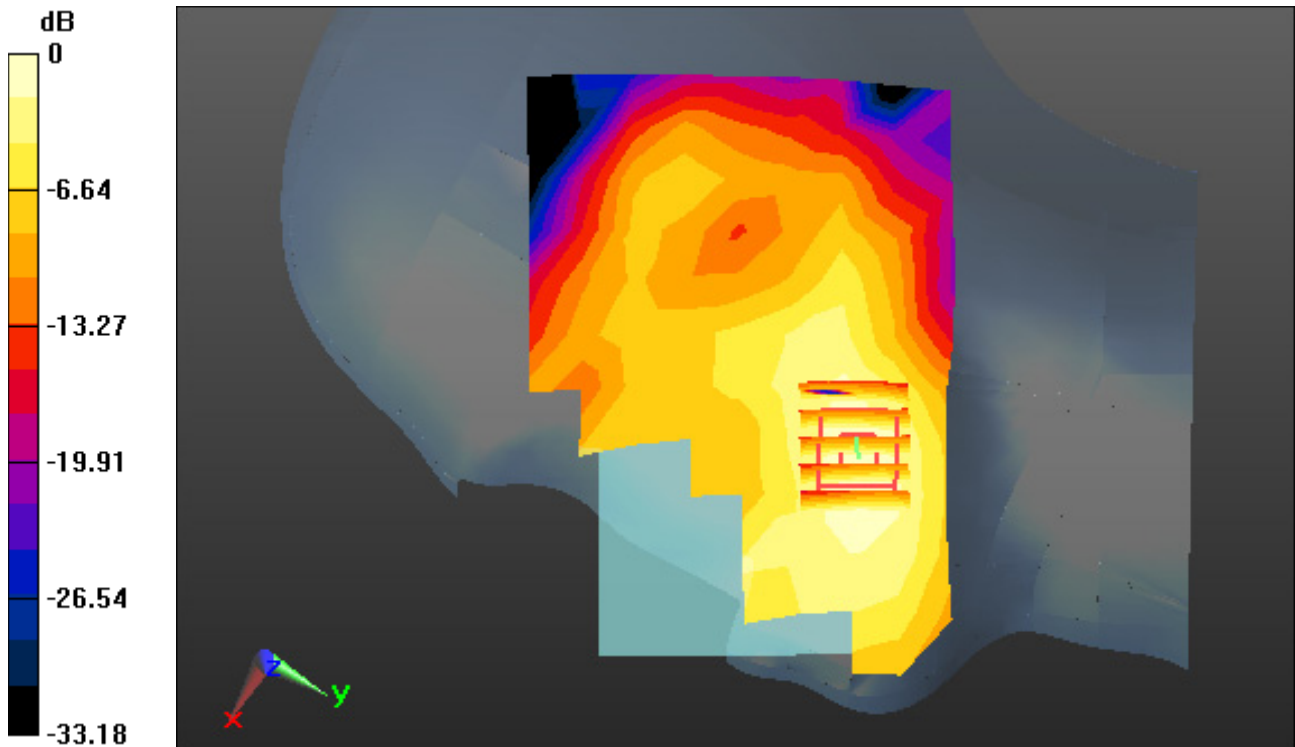
Area Scan (9x13x1): Measurement grid: dx=15mm, dy=15mm

Zoom Scan (5x5x7)/Cube 0: Measurement grid: dx=8mm, dy=8mm, dz=5mm

Power Drift = 0.07 dB

Peak SAR (extrapolated) = 0.350 W/kg

SAR(1 g) = 0.215 W/kg; SAR(10 g) = 0.128 W/kg



0 dB = 0.288 W/kg

DT&C Co., Ltd.

DUT: PM85; Type: Bar

Communication System: UID 0, WCDMA 850 (0); Frequency: 836.6 MHz; Duty Cycle: 1:1
Medium parameters used: $f = 836.6$ MHz; $\sigma = 0.893$ S/m; $\epsilon_r = 41.31$; $\rho = 1000$ kg/m³
Phantom section: Right Section

DASY5 Configuration:

Probe: ES3DV3 - SN3328; ConvF(6.35, 6.35, 6.35); Calibrated: 3/21/2018; Electronics: DAE4 Sn1335
Sensor-Surface: 3mm (Mechanical Surface Detection)
Phantom: SAM with CRP v5.0(Right); Type: QD000P40CD; Serial: 1220
Measurement SW: DASY52, Version 52.8 (8); SEMCAD X Version 14.6.10 (7331)

Test Date: 2019-01-08; Ambient Temp: 20.6; Tissue Temp: 20.9

Right Touch, WCDMA Band 5 Ch. 4183, Ant Internal, Standard Battery

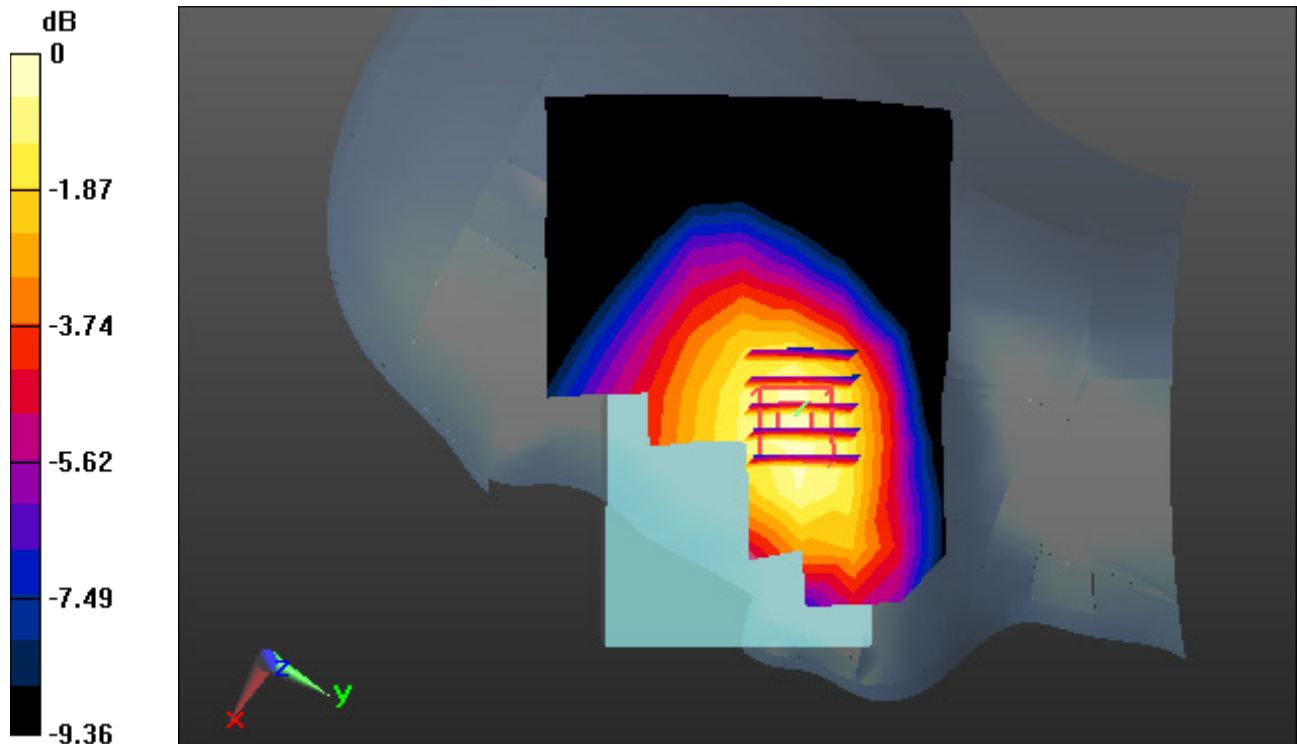
Area Scan (9x13x1): Measurement grid: dx=15mm, dy=15mm

Zoom Scan (5x5x7)/Cube 0: Measurement grid: dx=8mm, dy=8mm, dz=5mm

Power Drift = 0.11 dB

Peak SAR (extrapolated) = 0.320 W/kg

SAR(1 g) = 0.258 W/kg; SAR(10 g) = 0.199 W/kg



0 dB = 0.294 W/kg

DT&C Co., Ltd.

DUT: PM85; Type: Bar

Communication System: UID 0, WCDMA Band 4 (0); Frequency: 1732.4 MHz; Duty Cycle: 1:1
Medium parameters used: $f = 1732.4$ MHz; $\sigma = 1.312$ S/m; $\epsilon_r = 40.799$; $\rho = 1000$ kg/m³
Phantom section: Left Section

DASY5 Configuration:

Probe: EX3DV4 - SN3866; ConvF(8.38, 8.38, 8.38); Calibrated: 5/31/2018; Electronics: DAE4 Sn1391
Sensor-Surface: 2mm (Mechanical Surface Detection)
Phantom: SAM with CRP v5.0(Right); Type: QD000P40CD; Serial: 1220
Measurement SW: DASY52, Version 52.8 (8); SEMCAD X Version 14.6.10 (7331)

Test Date: 2019-01-02; Ambient Temp: 20.6; Tissue Temp: 20.9

Left Touch, WCDMA Band 4 Ch. 1412, Ant Internal, Standard Battery

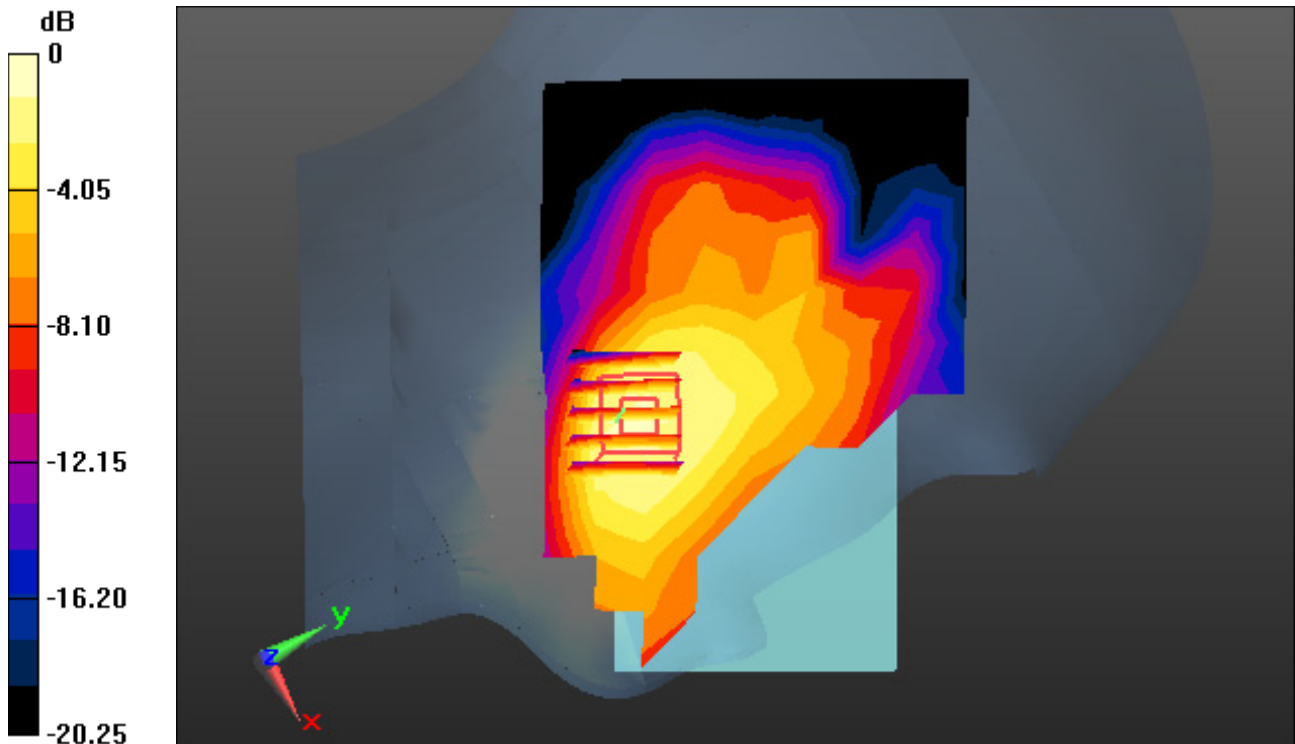
Area Scan (9x13x1): Measurement grid: dx=15mm, dy=15mm

Zoom Scan (5x5x7)/Cube 0: Measurement grid: dx=8mm, dy=8mm, dz=5mm

Power Drift = 0.14 dB

Peak SAR (extrapolated) = 0.610 W/kg

SAR(1 g) = 0.407 W/kg; SAR(10 g) = 0.254 W/kg



0 dB = 0.505 W/kg

DT&C Co., Ltd.

DUT: PM85; Type: Bar

Communication System: UID 0, WCDMA 1900 (0); Frequency: 1880 MHz; Duty Cycle: 1:1
Medium parameters used: $f = 1880$ MHz; $\sigma = 1.375$ S/m; $\epsilon_r = 40.532$; $\rho = 1000$ kg/m³
Phantom section: Right Section

DASY5 Configuration:

Probe: EX3DV4 - SN3866; ConvF(8.03, 8.03, 8.03); Calibrated: 5/31/2018; Electronics: DAE4 Sn1391
Sensor-Surface: 2mm (Mechanical Surface Detection)
Phantom: SAM with CRP v5.0(Right); Type: QD000P40CD; Serial: 1220
Measurement SW: DASY52, Version 52.8 (8); SEMCAD X Version 14.6.10 (7331)

Test Date: 2018-12-28; Ambient Temp: 20.3; Tissue Temp: 20.5

Right Touch, WCDMA Band 2 Ch. 9400, Ant Internal, Standard Battery

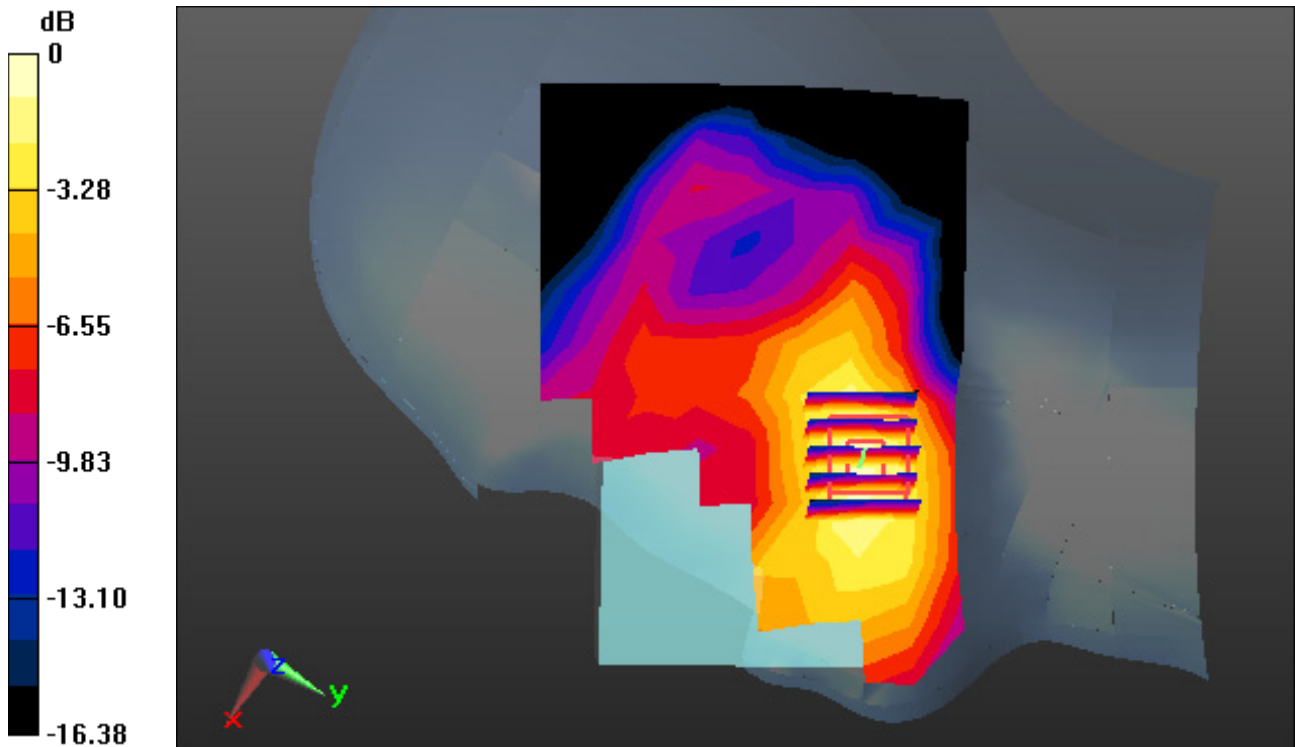
Area Scan (9x13x1): Measurement grid: dx=15mm, dy=15mm

Zoom Scan (5x5x7)/Cube 0: Measurement grid: dx=8mm, dy=8mm, dz=5mm

Power Drift = -0.16 dB

Peak SAR (extrapolated) = 0.449 W/kg

SAR(1 g) = 0.275 W/kg; SAR(10 g) = 0.163 W/kg



0 dB = 0.365 W/kg

DT&C Co., Ltd.

DUT: PM85; Type: Bar

Communication System: UID 0, LTE Band 12 (0); Frequency: 707.5 MHz; Duty Cycle: 1:1
Medium parameters used: $f = 707.5$ MHz; $\sigma = 0.857$ S/m; $\epsilon_r = 43.531$; $\rho = 1000$ kg/m³
Phantom section: Right Section

DASY5 Configuration:

Probe: ES3DV3 - SN3328; ConvF(6.61, 6.61, 6.61); Calibrated: 3/21/2018; Electronics: DAE4 Sn1335
Sensor-Surface: 3mm (Mechanical Surface Detection)
Phantom: SAM with CRP v5.0(Right); Type: QD000P40CD; Serial: 1220
Measurement SW: DASY52, Version 52.8 (8); SEMCAD X Version 14.6.10 (7331)

Test Date: 2019-02-07; Ambient Temp: 20.3; Tissue Temp: 20.7

Right Touch, LTE Band 12 Ch. 23095, Ant Internal, Standard Battery

Mode : BandWidth 10 MHz, QPSK, RB Size: 1

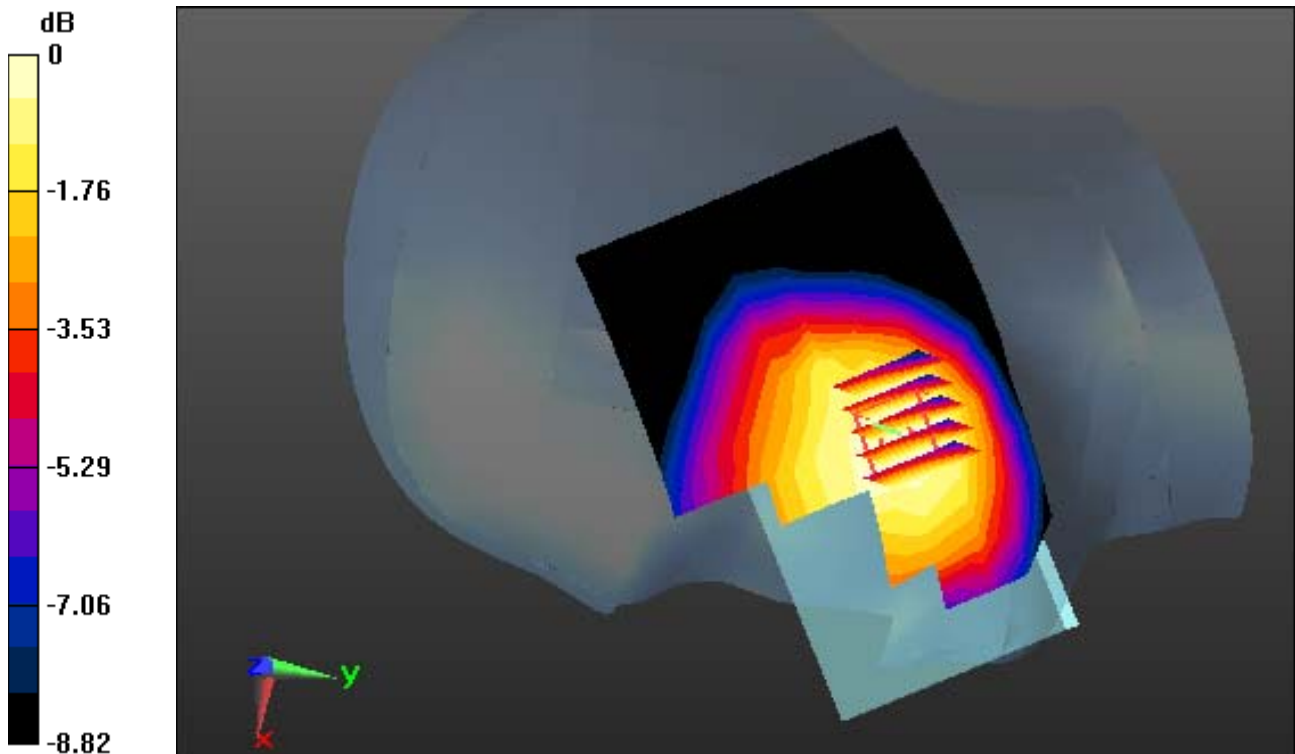
Area Scan (9x13x1): Measurement grid: dx=15mm, dy=15mm

Zoom Scan (5x5x7)/Cube 0: Measurement grid: dx=8mm, dy=8mm, dz=5mm

Power Drift = 0.09 dB

Peak SAR (extrapolated) = 0.352 W/kg

SAR(1 g) = 0.296 W/kg; SAR(10 g) = 0.237 W/kg



0 dB = 0.319 W/kg

DT&C Co., Ltd.

DUT: PM85; Type: Bar

Communication System: UID 0, LTE Band 13 (0); Frequency: 782 MHz; Duty Cycle: 1:1
Medium parameters used: $f = 782 \text{ MHz}$; $\sigma = 0.923 \text{ S/m}$; $\epsilon_r = 42.418$; $\rho = 1000 \text{ kg/m}^3$
Phantom section: Right Section

DASY5 Configuration:

Probe: ES3DV3 - SN3328; ConvF(6.61, 6.61, 6.61); Calibrated: 3/21/2018; Electronics: DAE4 Sn1335
Sensor-Surface: 3mm (Mechanical Surface Detection)
Phantom: SAM with CRP v5.0(Right); Type: QD000P40CD; Serial: 1220
Measurement SW: DASY52, Version 52.8 (8); SEMCAD X Version 14.6.10 (7331)

Test Date: 2019-02-07; Ambient Temp: 20.3; Tissue Temp: 20.7

Right Touch, LTE Band 13 Ch. 23230, Ant Internal, Standard Battery

Mode : BandWidth 10 MHz, QPSK, RB Size: 1

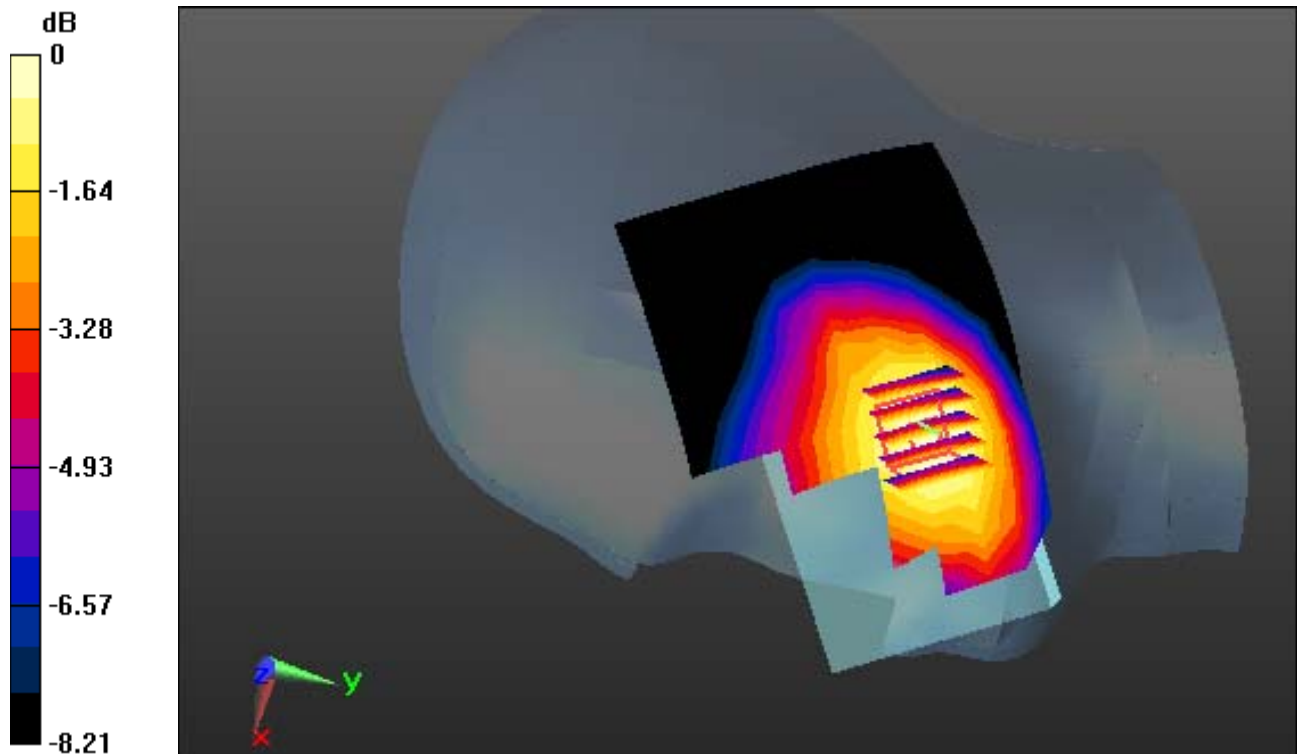
Area Scan (9x13x1): Measurement grid: $dx=15\text{mm}$, $dy=15\text{mm}$

Zoom Scan (5x5x7)/Cube 0: Measurement grid: $dx=8\text{mm}$, $dy=8\text{mm}$, $dz=5\text{mm}$

Power Drift = -0.08 dB

Peak SAR (extrapolated) = 0.380 W/kg

SAR(1 g) = 0.312 W/kg; SAR(10 g) = 0.246 W/kg



0 dB = 0.336 W/kg

DT&C Co., Ltd.

DUT: PM85; Type: Bar

Communication System: UID 0, LTE Band 14 (FCC) (0); Frequency: 793 MHz; Duty Cycle: 1:1
Medium parameters used: $f = 793 \text{ MHz}$; $\sigma = 0.932 \text{ S/m}$; $\epsilon_r = 42.264$; $\rho = 1000 \text{ kg/m}^3$
Phantom section: Right Section

DASY5 Configuration:

Probe: ES3DV3 - SN3328; ConvF(6.61, 6.61, 6.61); Calibrated: 3/21/2018; Electronics: DAE4 Sn1335
Sensor-Surface: 3mm (Mechanical Surface Detection)
Phantom: SAM with CRP v5.0(Right); Type: QD000P40CD; Serial: 1220
Measurement SW: DASY52, Version 52.8 (8); SEMCAD X Version 14.6.10 (7331)

Test Date: 2019-02-07; Ambient Temp: 20.3; Tissue Temp: 20.7

Right Touch, LTE Band 14 Ch. 23330, Ant Internal, Standard Battery

Mode : BandWidth 10 MHz, QPSK, RB Size: 1

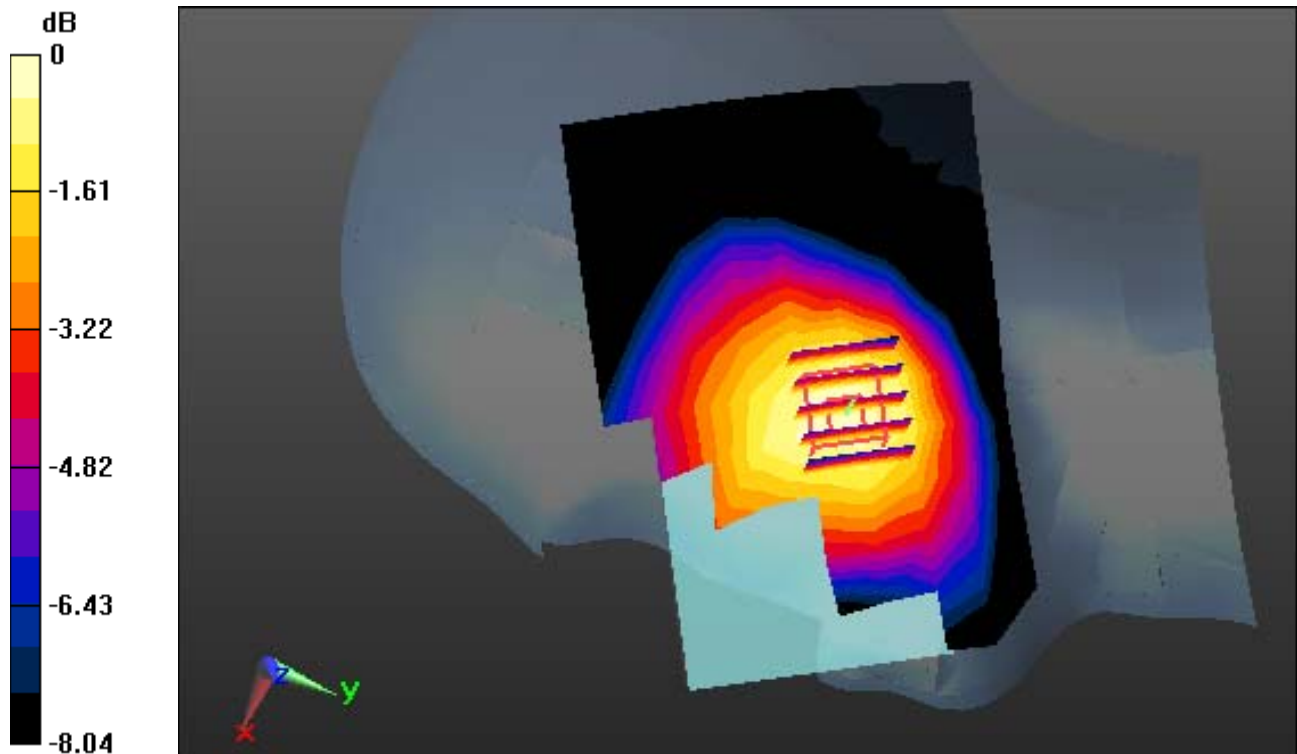
Area Scan (9x13x1): Measurement grid: $dx=15\text{mm}$, $dy=15\text{mm}$

Zoom Scan (5x5x7)/Cube 0: Measurement grid: $dx=8\text{mm}$, $dy=8\text{mm}$, $dz=5\text{mm}$

Power Drift = 0.04 dB

Peak SAR (extrapolated) = 0.235 W/kg

SAR(1 g) = 0.194 W/kg; SAR(10 g) = 0.154 W/kg



0 dB = 0.211 W/kg

DT&C Co., Ltd.

DUT: PM85; Type: Bar

Communication System: UID 0, LTE Band 5(FCC) (0); Frequency: 836.5 MHz;Duty Cycle: 1:1
Medium parameters used: $f = 836.5$ MHz; $\sigma = 0.899$ S/m; $\epsilon_r = 42.396$; $\rho = 1000$ kg/m³
Phantom section: Right Section

DASY5 Configuration:

Probe: ES3DV3 - SN3328; ConvF(6.35, 6.35, 6.35); Calibrated: 3/21/2018; Electronics: DAE4 Sn1335
Sensor-Surface: 3mm (Mechanical Surface Detection)
Phantom: SAM with CRP v5.0; Type: QD000P40CD; Serial: 1220
Measurement SW: DASY52, Version 52.8 (8); SEMCAD X Version 14.6.10 (7331)

Test Date: 2019-01-15; Ambient Temp: 20.5; Tissue Temp: 20.7

Right Touch, LTE Band 5 Ch. 20525, Ant Internal, Standard Battery

Mode : BandWidth 10 MHz, QPSK, RB Size: 1

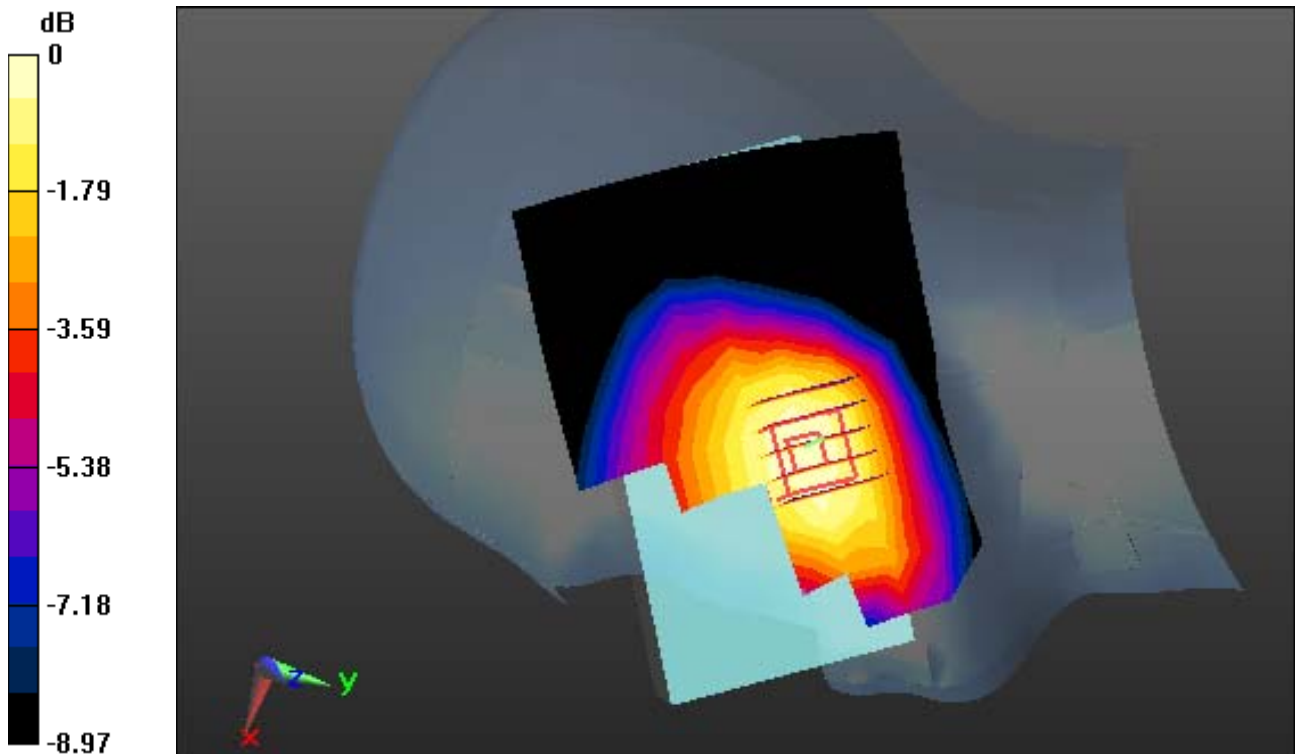
Area Scan (9x13x1): Measurement grid: dx=15mm, dy=15mm

Zoom Scan (5x5x7)/Cube 0: Measurement grid: dx=8mm, dy=8mm, dz=5mm

Power Drift = 0.17 dB

Peak SAR (extrapolated) = 0.335 W/kg

SAR(1 g) = 0.272 W/kg; SAR(10 g) = 0.211 W/kg



0 dB = 0.295 W/kg

DT&C Co., Ltd.

DUT: PM85; Type: Bar

Communication System: UID 0, LTE Band 4 (0); Frequency: 1732.5 MHz; Duty Cycle: 1:1
Medium parameters used: $f = 1732.5$ MHz; $\sigma = 1.312$ S/m; $\epsilon_r = 40.8$; $\rho = 1000$ kg/m³
Phantom section: Left Section

DASY5 Configuration:

Probe: EX3DV4 - SN3866; ConvF(8.38, 8.38, 8.38); Calibrated: 5/31/2018; Electronics: DAE4 Sn1391
Sensor-Surface: 2mm (Mechanical Surface Detection)
Phantom: SAM with CRP v5.0(Right); Type: QD000P40CD; Serial: 1220
Measurement SW: DASY52, Version 52.8 (8); SEMCAD X Version 14.6.10 (7331)

Test Date: 2019-01-02; Ambient Temp: 20.6; Tissue Temp: 20.9

Left Touch, LTE Band 4 Ch. 20175, Ant Internal, Standard Battery

Mode : BandWidth 20 MHz, QPSK, RB Size: 1

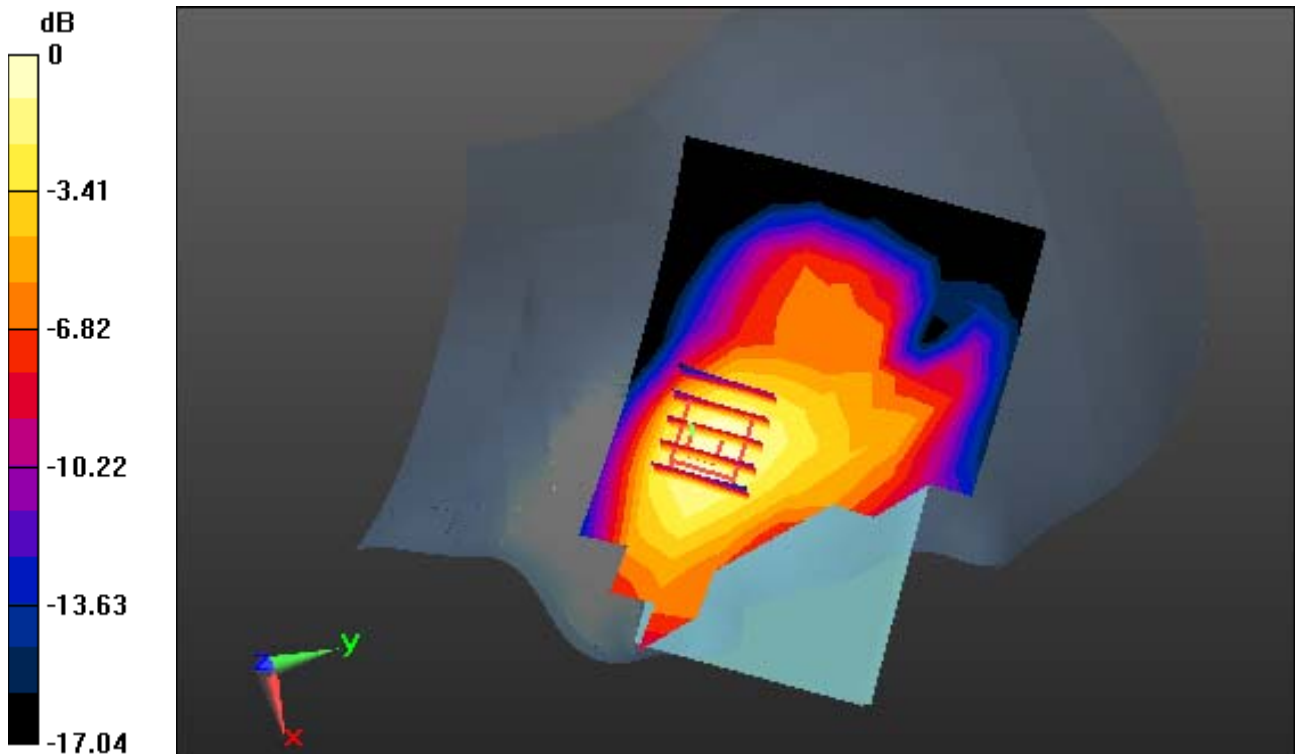
Area Scan (9x13x1): Measurement grid: dx=15mm, dy=15mm

Zoom Scan (5x5x7)/Cube 0: Measurement grid: dx=8mm, dy=8mm, dz=5mm

Power Drift = 0.19 dB

Peak SAR (extrapolated) = 0.636 W/kg

SAR(1 g) = 0.418 W/kg; SAR(10 g) = 0.272 W/kg



0 dB = 0.513 W/kg

DT&C Co., Ltd.

DUT: PM85; Type: Bar

Communication System: UID 0, LTE Band 2 (0); Frequency: 1900 MHz; Duty Cycle: 1:1
Medium parameters used: $f = 1900$ MHz; $\sigma = 1.387$ S/m; $\epsilon_r = 39.685$; $\rho = 1000$ kg/m³
Phantom section: Right Section

DASY5 Configuration:

Probe: EX3DV4 - SN3866; ConvF(8.03, 8.03, 8.03); Calibrated: 5/31/2018; Electronics: DAE4 Sn1391
Sensor-Surface: 2mm (Mechanical Surface Detection)
Phantom: SAM with CRP v5.0(Right); Type: QD000P40CD; Serial: 1220
Measurement SW: DASY52, Version 52.8 (8); SEMCAD X Version 14.6.10 (7331)

Test Date: 2019-01-14; Ambient Temp: 20.4; Tissue Temp: 20.7

Right Touch, LTE Band 2 Ch. 19100, Ant Internal, Standard Battery

Mode : BandWidth 20 MHz, QPSK, RB Size: 1

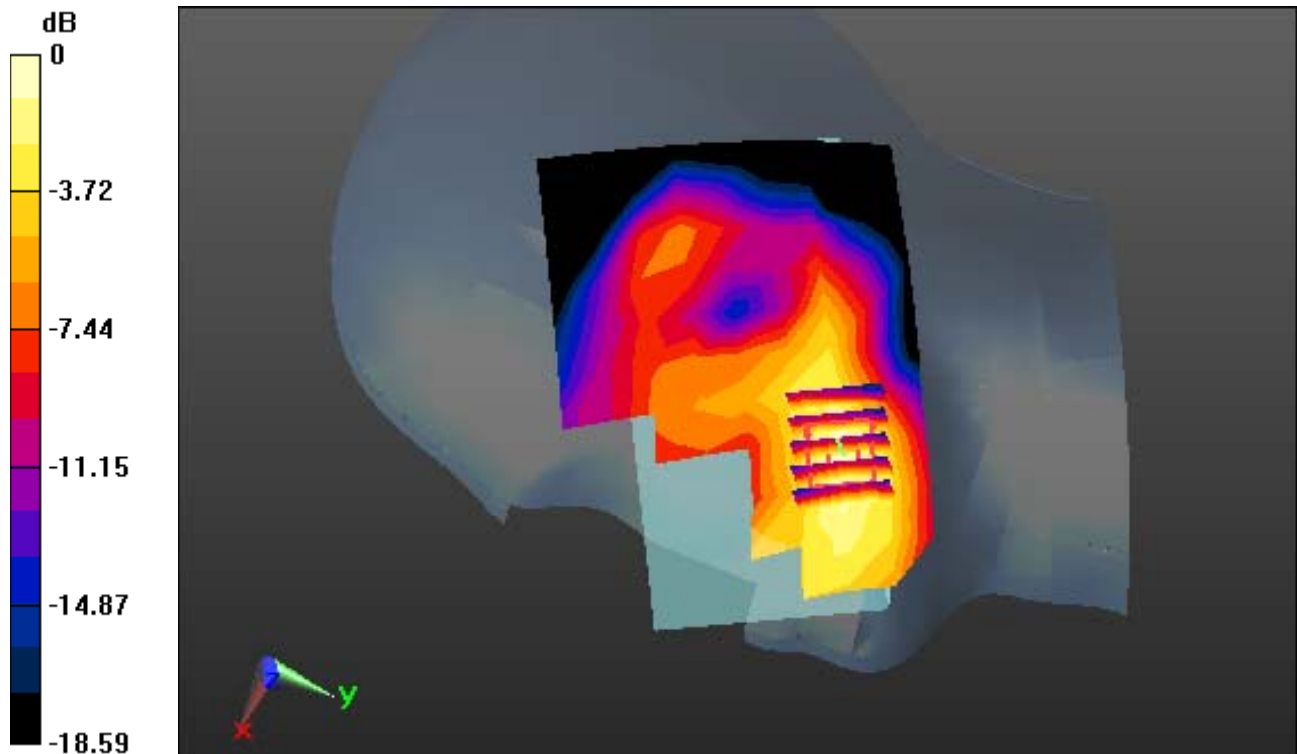
Area Scan (9x13x1): Measurement grid: dx=15mm, dy=15mm

Zoom Scan (5x5x7)/Cube 0: Measurement grid: dx=8mm, dy=8mm, dz=5mm

Power Drift = 0.12 dB

Peak SAR (extrapolated) = 0.351 W/kg

SAR(1 g) = 0.219 W/kg; SAR(10 g) = 0.131 W/kg



0 dB = 0.291 W/kg

DT&C Co., Ltd.

DUT: PM85; Type: Bar

Communication System: UID 0, LTE Band 7 (0); Frequency: 2535 MHz; Duty Cycle: 1:1
Medium parameters used: $f = 2535$ MHz; $\sigma = 1.922$ S/m; $\epsilon_r = 40.047$; $\rho = 1000$ kg/m³
Phantom section: Left Section

DASY5 Configuration:

Probe: ES3DV3 - SN3328; ConvF(4.6, 4.6, 4.6); Calibrated: 3/21/2018; Electronics: DAE4 Sn1335
Sensor-Surface: 3mm (Mechanical Surface Detection)
Phantom: SAM with CRP v5.0(Right); Type: QD000P40CD; Serial: 1220
Measurement SW: DASY52, Version 52.8 (8); SEMCAD X Version 14.6.10 (7331)

Test Date: 2019-01-16; Ambient Temp: 20.4; Tissue Temp: 20.8

Left Touch, LTE Band 7 Ch. 21100, Ant Internal, Standard Battery

Mode : BandWidth 20 MHz, QPSK, RB Size: 1

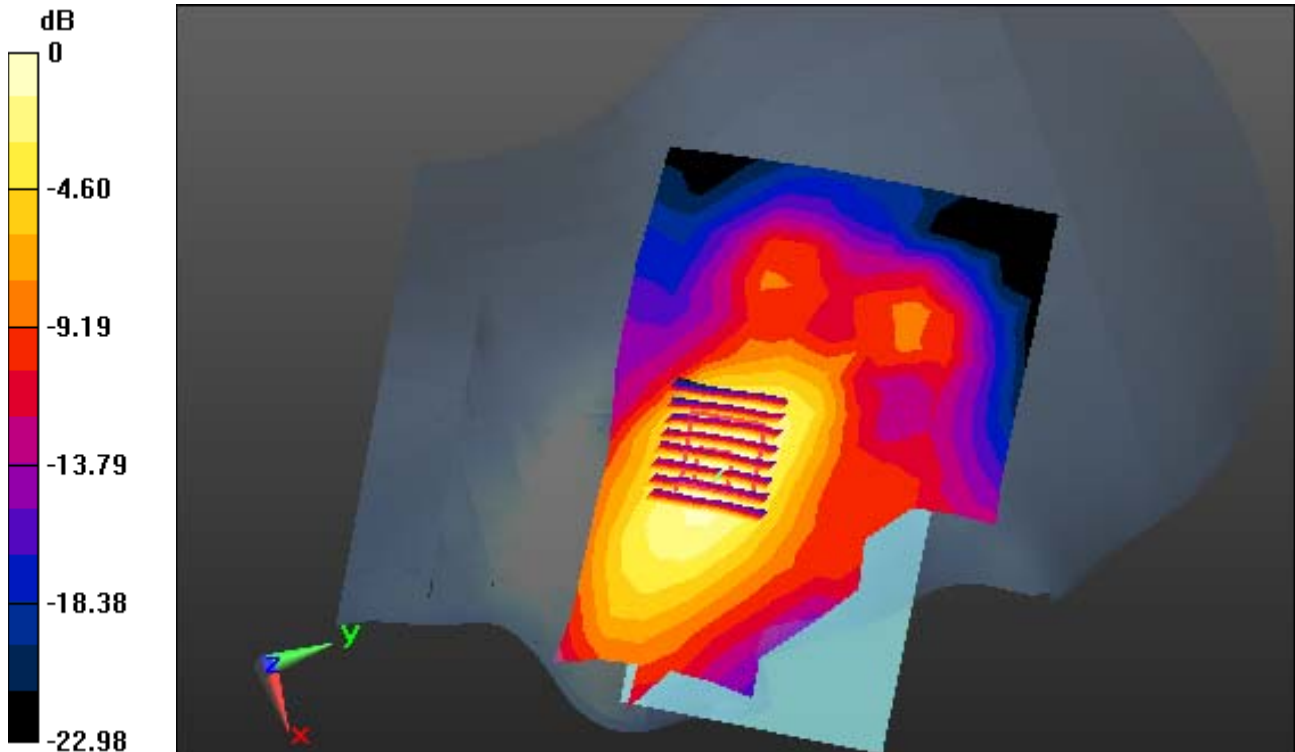
Area Scan (11x16x1): Measurement grid: dx=12mm, dy=12mm

Zoom Scan (8x8x7)/Cube 0: Measurement grid: dx=5mm, dy=5mm, dz=5mm

Power Drift = 0.19 dB

Peak SAR (extrapolated) = 0.901 W/kg

SAR(1 g) = 0.493 W/kg; SAR(10 g) = 0.274 W/kg



0 dB = 0.601 W/kg

DT&C Co., Ltd.

DUT: PM85; Type: Bar

Communication System: UID 0, LTE Band 41(TDD) (0); Frequency: 2593 MHz; Duty Cycle: 1:1.58
Medium parameters used: $f = 2593$ MHz; $\sigma = 1.925$ S/m; $\epsilon_r = 39.958$; $\rho = 1000$ kg/m³
Phantom section: Left Section

DASY5 Configuration:

Probe: ES3DV3 - SN3328; ConvF(4.6, 4.6, 4.6); Calibrated: 3/21/2018; Electronics: DAE4 Sn1335
Sensor-Surface: 3mm (Mechanical Surface Detection)
Phantom: SAM with CRP v5.0(Right); Type: QD000P40CD; Serial: 1220
Measurement SW: DASY52, Version 52.8 (8); SEMCAD X Version 14.6.10 (7331)

Test Date: 2019-01-29; Ambient Temp: 20.5; Tissue Temp: 20.9

Left Touch, LTE Band 41 Ch. 40620, Ant Internal, Standard Battery

Mode : BandWidth 20 MHz, QPSK, RB Size: 1

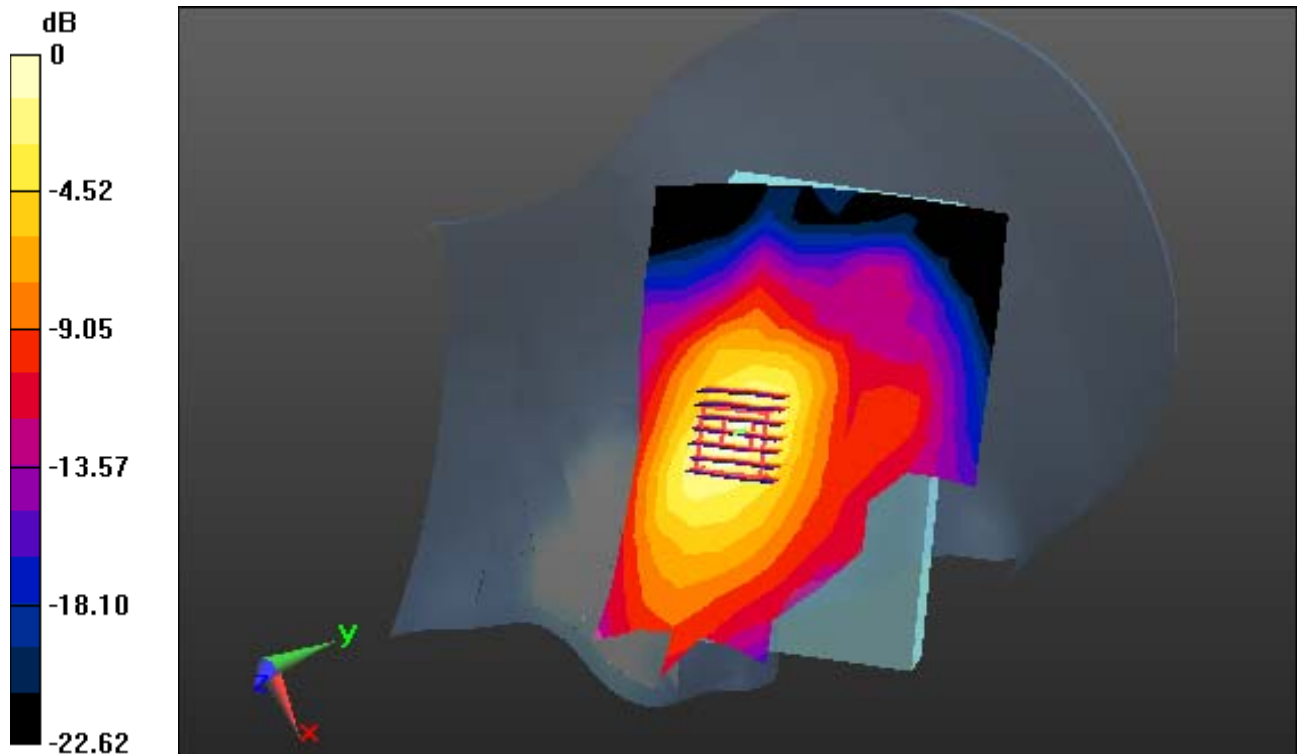
Area Scan (11x16x1): Measurement grid: dx=12mm, dy=12mm

Zoom Scan (7x7x7)/Cube 0: Measurement grid: dx=5mm, dy=5mm, dz=5mm

Power Drift = 0.16 dB

Peak SAR (extrapolated) = 1.16 W/kg

SAR(1 g) = 0.556 W/kg; SAR(10 g) = 0.273 W/kg



0 dB = 0.714 W/kg

DT&C Co., Ltd.

DUT: PM85; Type: Bar

Communication System: UID 0, W-LAN 2.4G(802.11b/g/n20, 40) (0); Frequency: 2462 MHz; Duty Cycle: 1:1
Medium parameters used: $f = 2462$ MHz; $\sigma = 1.837$ S/m; $\epsilon_r = 38.672$; $\rho = 1000$ kg/m³
Phantom section: Left Section

DASY5 Configuration:

Probe: ES3DV3 - SN3327; ConvF(4.56, 4.56, 4.56); Calibrated: 8/28/2018; Electronics: DAE4 Sn1335
Sensor-Surface: 3mm (Mechanical Surface Detection)
Phantom: Twin-SAM V5.0 ; Type: QD 000 P40 CD; Serial: 1679
Measurement SW: DASY52, Version 52.8 (8); SEMCAD X Version 14.6.10 (7331)

Test Date: 2019-01-21; Ambient Temp: 20.5; Tissue Temp: 20.9

Left Touch, W-LAN(802.11b) Ch. 11, Ant Internal, Standard Battery

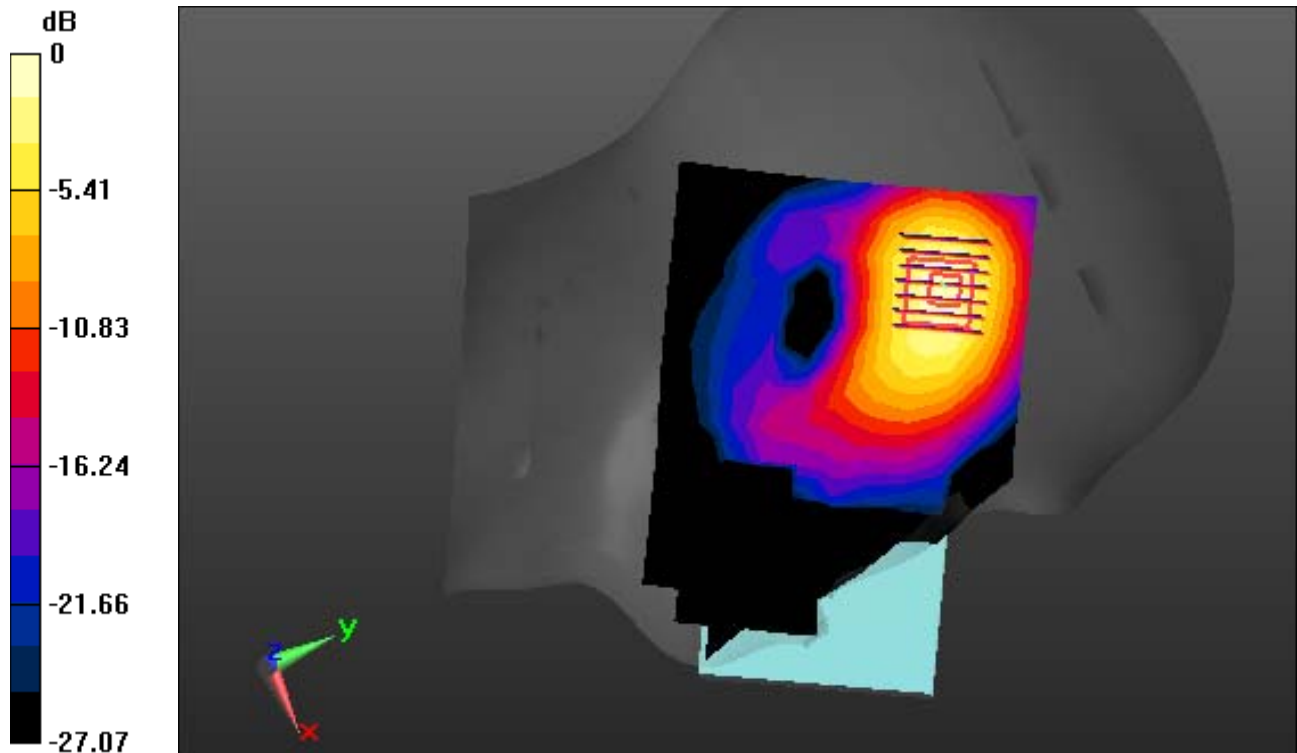
Area Scan (11x16x1): Measurement grid: dx=12mm, dy=12mm

Zoom Scan (7x7x7)/Cube 0: Measurement grid: dx=5mm, dy=5mm, dz=5mm

Power Drift = -0.06 dB

Peak SAR (extrapolated) = 1.12 W/kg

SAR(1 g) = 0.542 W/kg; SAR(10 g) = 0.259 W/kg



0 dB = 0.706 W/kg

DT&C Co., Ltd.

DUT: PM85; Type: Bar

Communication System: UID 0, W-LAN_5300 (0); Frequency: 5300 MHz; Duty Cycle: 1:1
Medium parameters used: $f = 5300$ MHz; $\sigma = 4.809$ S/m; $\epsilon_r = 36.354$; $\rho = 1000$ kg/m³
Phantom section: Right Section

DASY5 Configuration:

Probe: EX3DV4 - SN3866; ConvF(4.95, 4.95, 4.95); Calibrated: 5/31/2018; Electronics: DAE4 Sn1391
Sensor-Surface: 1.4mm (Mechanical Surface Detection)
Phantom: Twin-SAM V5.0 ; Type: QD 000 P40 CD; Serial: 1679
Measurement SW: DASY52, Version 52.8 (8); SEMCAD X Version 14.6.10 (7331)

Test Date: 2019-01-24; Ambient Temp: 20.4; Tissue Temp: 20.7

Right Tilt, W-LAN(802.11a) Ch. 60, Ant Internal, Standard Battery

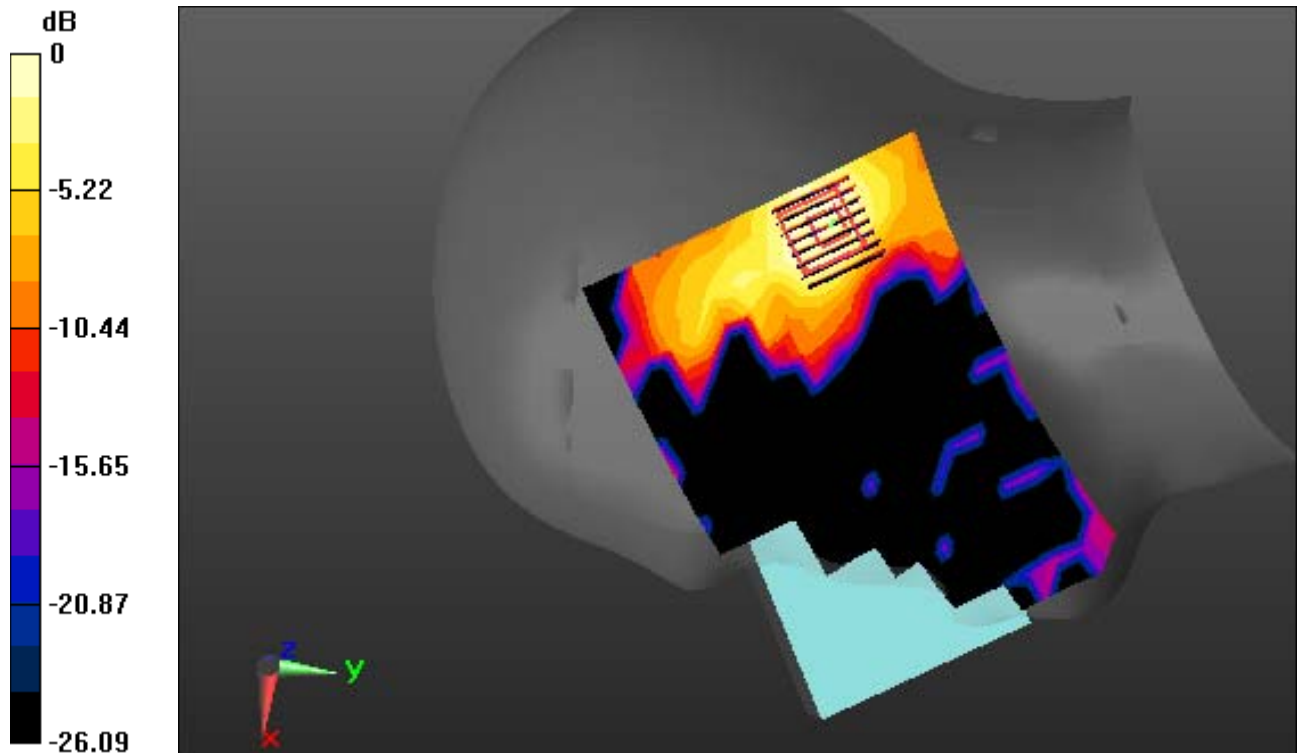
Area Scan (13x20x1): Measurement grid: dx=10mm, dy=10mm

Zoom Scan (8x8x7)/Cube 0: Measurement grid: dx=4mm, dy=4mm, dz=1.4mm, Graded Ratio: 1.4

Power Drift = 0.17 dB

Peak SAR (extrapolated) = 2.09 W/kg

SAR(1 g) = 0.467 W/kg; SAR(10 g) = 0.161 W/kg



0 dB = 1.10 W/kg

DT&C Co., Ltd.

DUT: PM85; Type: Bar

Communication System: UID 0, W-LAN_5600 (0); Frequency: 5700 MHz; Duty Cycle: 1:1
Medium parameters used: $f = 5700$ MHz; $\sigma = 5.317$ S/m; $\epsilon_r = 35.938$; $\rho = 1000$ kg/m³
Phantom section: Right Section

DASY5 Configuration:

Probe: EX3DV4 - SN3866; ConvF(4.52, 4.52, 4.52); Calibrated: 5/31/2018; Electronics: DAE4 Sn1391
Sensor-Surface: 1.4mm (Mechanical Surface Detection)
Phantom: Twin-SAM V5.0 ; Type: QD 000 P40 CD; Serial: 1679
Measurement SW: DASY52, Version 52.8 (8); SEMCAD X Version 14.6.10 (7331)

Test Date: 2019-01-25; Ambient Temp: 20.6; Tissue Temp: 21.0

Right Tilt, W-LAN(802.11a) Ch. 140, Ant Internal, Standard Battery


Area Scan (13x20x1): Measurement grid: dx=10mm, dy=10mm

Zoom Scan (8x8x7)/Cube 0: Measurement grid: dx=4mm, dy=4mm, dz=1.4mm, Graded Ratio: 1.4

Power Drift = 0.06 dB

Peak SAR (extrapolated) = 1.63 W/kg

SAR(1 g) = 0.464 W/kg; SAR(10 g) = 0.152 W/kg



0 dB = 1.06 W/kg

DT&C Co., Ltd.

DUT: PM85; Type: Bar

Communication System: UID 0, W-LAN_5800 (0); Frequency: 5745 MHz; Duty Cycle: 1:1
Medium parameters used: $f = 5745$ MHz; $\sigma = 5.348$ S/m; $\epsilon_r = 35.763$; $\rho = 1000$ kg/m³
Phantom section: Left Section

DASY5 Configuration:

Probe: EX3DV4 - SN3866; ConvF(4.69, 4.69, 4.69); Calibrated: 5/31/2018; Electronics: DAE4 Sn1391
Sensor-Surface: 1.4mm (Mechanical Surface Detection)
Phantom: Twin-SAM V5.0 ; Type: QD 000 P40 CD; Serial: 1679
Measurement SW: DASY52, Version 52.8 (8); SEMCAD X Version 14.6.10 (7331)

Test Date: 2019-01-28; Ambient Temp: 20.6; Tissue Temp: 20.9

Left Touch, W-LAN(802.11a) Ch. 149, Ant Internal, Standard Battery


Area Scan (13x20x1): Measurement grid: dx=10mm, dy=10mm

Zoom Scan (9x9x7)/Cube 0: Measurement grid: dx=4mm, dy=4mm, dz=1.4mm, Graded Ratio: 1.4

Power Drift = -0.02 dB

Peak SAR (extrapolated) = 1.79 W/kg

SAR(1 g) = 0.429 W/kg; SAR(10 g) = 0.117 W/kg



0 dB = 1.07 W/kg

DT&C Co., Ltd.

DUT: PM85; Type: Bar

Communication System: UID 0, Bluetooth (0); Frequency: 2441 MHz; Duty Cycle: 1:1.302
Medium parameters used: $f = 2441$ MHz; $\sigma = 1.814$ S/m; $\epsilon_r = 38.741$; $\rho = 1000$ kg/m³
Phantom section: Left Section

DASY5 Configuration:

Probe: ES3DV3 - SN3327; ConvF(4.56, 4.56, 4.56); Calibrated: 8/28/2018; Electronics: DAE4 Sn1335
Sensor-Surface: 3mm (Mechanical Surface Detection)
Phantom: Twin-SAM V5.0 ; Type: QD 000 P40 CD; Serial: 1679
Measurement SW: DASY52, Version 52.8 (8); SEMCAD X Version 14.6.10 (7331)

Test Date: 2019-01-21; Ambient Temp: 20.5; Tissue Temp: 20.9

Left Touch, Bluetooth 1 Mbps Ch. 39, Ant Internal, Standard Battery

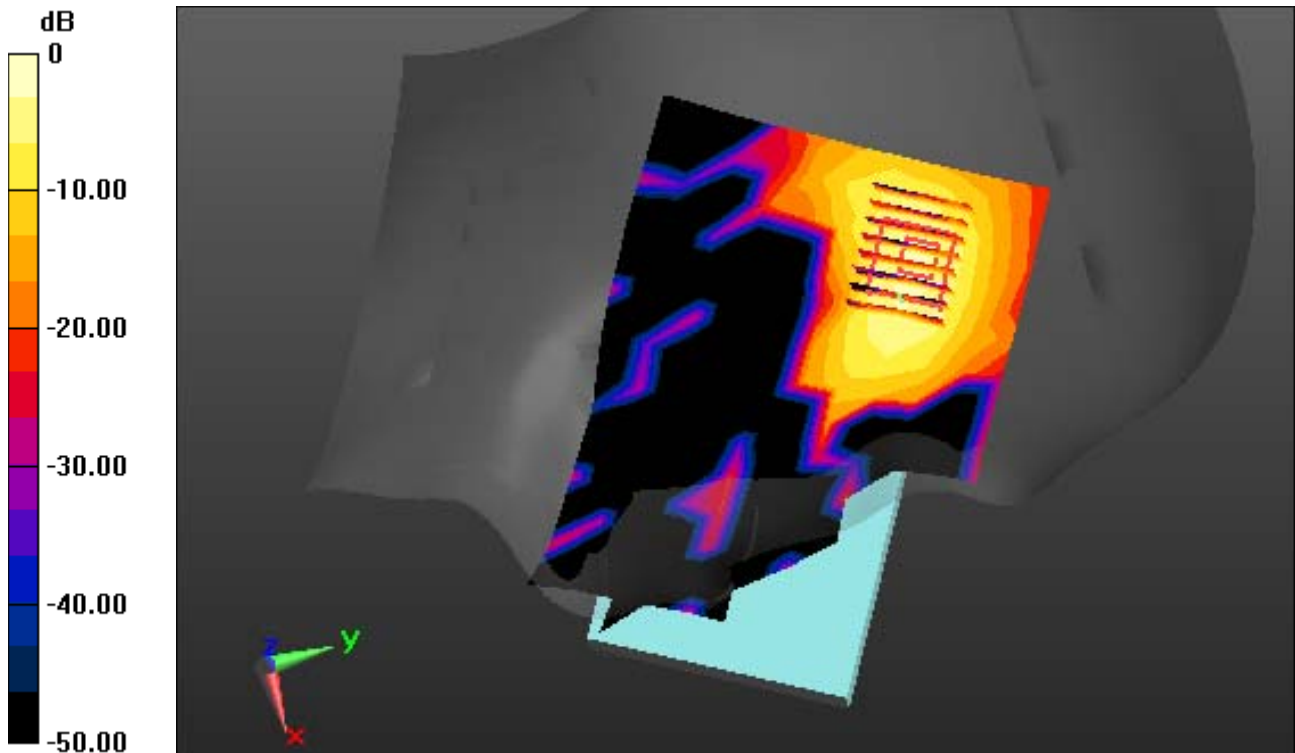
Area Scan (11x16x1): Measurement grid: dx=12mm, dy=12mm

Zoom Scan (7x8x7)/Cube 0: Measurement grid: dx=5mm, dy=5mm, dz=5mm

Power Drift = 0.00 dB

Peak SAR (extrapolated) = 0.160 W/kg

SAR(1 g) = 0.041 W/kg; SAR(10 g) = 0.017 W/kg



0 dB = 0.0729 W/kg

DT&C Co., Ltd.

DUT: PM85; Type: Bar

Communication System: UID 0, GSM 850 (0); Frequency: 836.6 MHz; Duty Cycle: 1:8.3
Medium parameters used: $f = 836.6$ MHz; $\sigma = 0.989$ S/m; $\epsilon_r = 55.338$; $\rho = 1000$ kg/m³
Phantom section: Flat Section

DASY5 Configuration:

Probe: ES3DV3 - SN3328; ConvF(6.23, 6.23, 6.23); Calibrated: 3/21/2018; Electronics: DAE4 Sn1335
Sensor-Surface: 3mm (Mechanical Surface Detection)
Phantom: SAM with CRP v5.0(Right); Type: QD000P40CD; Serial: 1220
Measurement SW: DASY52, Version 52.8 (8); SEMCAD X Version 14.6.10 (7331)

Test Date: 2018-12-26; Ambient Temp: 20.3; Tissue Temp: 20.6

1 cm space from Body, Front, GSM850 Ch. 190, Ant Internal

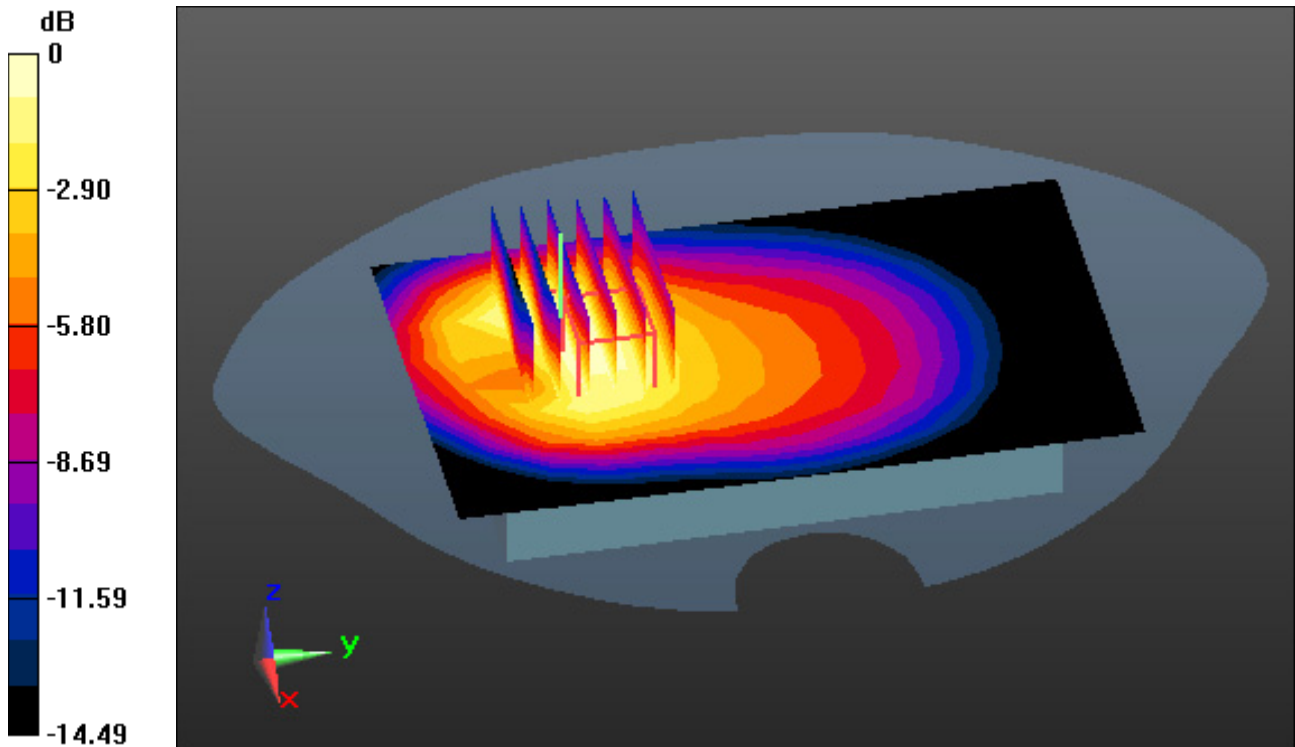
Area Scan (9x14x1): Measurement grid: dx=15mm, dy=15mm

Zoom Scan (8x6x7)/Cube 0: Measurement grid: dx=8mm, dy=8mm, dz=5mm

Power Drift = -0.02 dB

Peak SAR (extrapolated) = 1.03 W/kg

SAR(1 g) = 0.646 W/kg; SAR(10 g) = 0.417 W/kg



0 dB = 0.766 W/kg

DT&C Co., Ltd.

DUT: PM85; Type: Bar

Communication System: UID 0, GSM850 4TX (0); Frequency: 848.8 MHz; Duty Cycle: 1:2.075
Medium parameters used: $f = 848.8$ MHz; $\sigma = 1.003$ S/m; $\epsilon_r = 55.189$; $\rho = 1000$ kg/m³
Phantom section: Flat Section

DASY5 Configuration:

Probe: ES3DV3 - SN3328; ConvF(6.23, 6.23, 6.23); Calibrated: 3/21/2018; Electronics: DAE4 Sn1335
Sensor-Surface: 3mm (Mechanical Surface Detection)
Phantom: SAM with CRP v5.0(Right); Type: QD000P40CD; Serial: 1220
Measurement SW: DASY52, Version 52.8 (8); SEMCAD X Version 14.6.10 (7331)

Test Date: 2018-12-26; Ambient Temp: 20.3; Tissue Temp: 20.6

1 cm space from Body, Front, GSM850 GPRS 4 Tx Ch. 251, Ant Internal

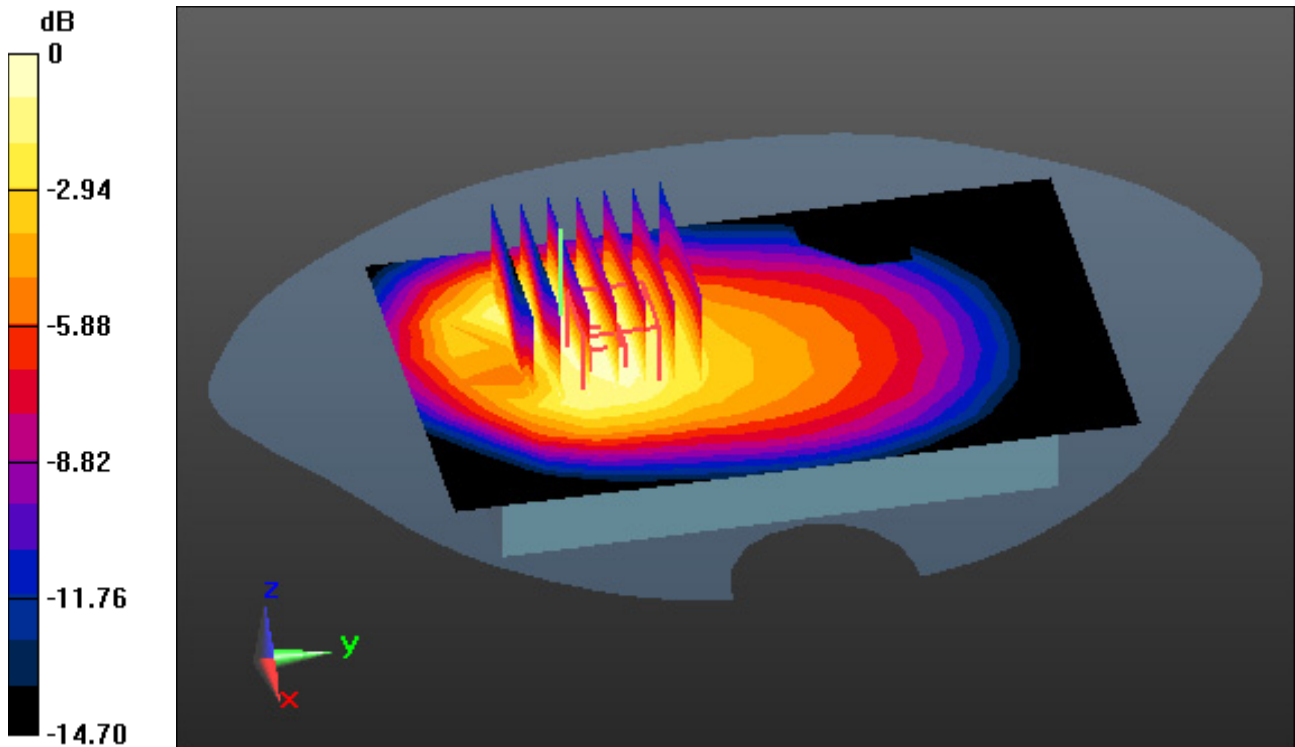
Area Scan (9x14x1): Measurement grid: dx=15mm, dy=15mm

Zoom Scan (8x7x7)/Cube 0: Measurement grid: dx=8mm, dy=8mm, dz=5mm

Power Drift = -0.01 dB

Peak SAR (extrapolated) = 1.53 W/kg

SAR(1 g) = 0.933 W/kg; SAR(10 g) = 0.633 W/kg



0 dB = 1.09 W/kg

DT&C Co., Ltd.

DUT: PM85; Type: Bar

Communication System: UID 0, PCS 1900 (0); Frequency: 1880 MHz; Duty Cycle: 1:8.3
Medium parameters used: $f = 1880$ MHz; $\sigma = 1.499$ S/m; $\epsilon_r = 52.571$; $\rho = 1000$ kg/m³
Phantom section: Flat Section

DASY5 Configuration:

Probe: EX3DV4 - SN3866; ConvF(7.68, 7.68, 7.68); Calibrated: 5/31/2018; Electronics: DAE4 Sn1391
Sensor-Surface: 2mm (Mechanical Surface Detection)
Phantom: SAM with CRP v5.0(Right); Type: QD000P40CD; Serial: 1220
Measurement SW: DASY52, Version 52.8 (8); SEMCAD X Version 14.6.10 (7331)

Test Date: 2018-12-27; Ambient Temp: 20.1; Tissue Temp: 20.5

1 cm space from Body, Front, PCS1900 Ch. 661, Ant Internal

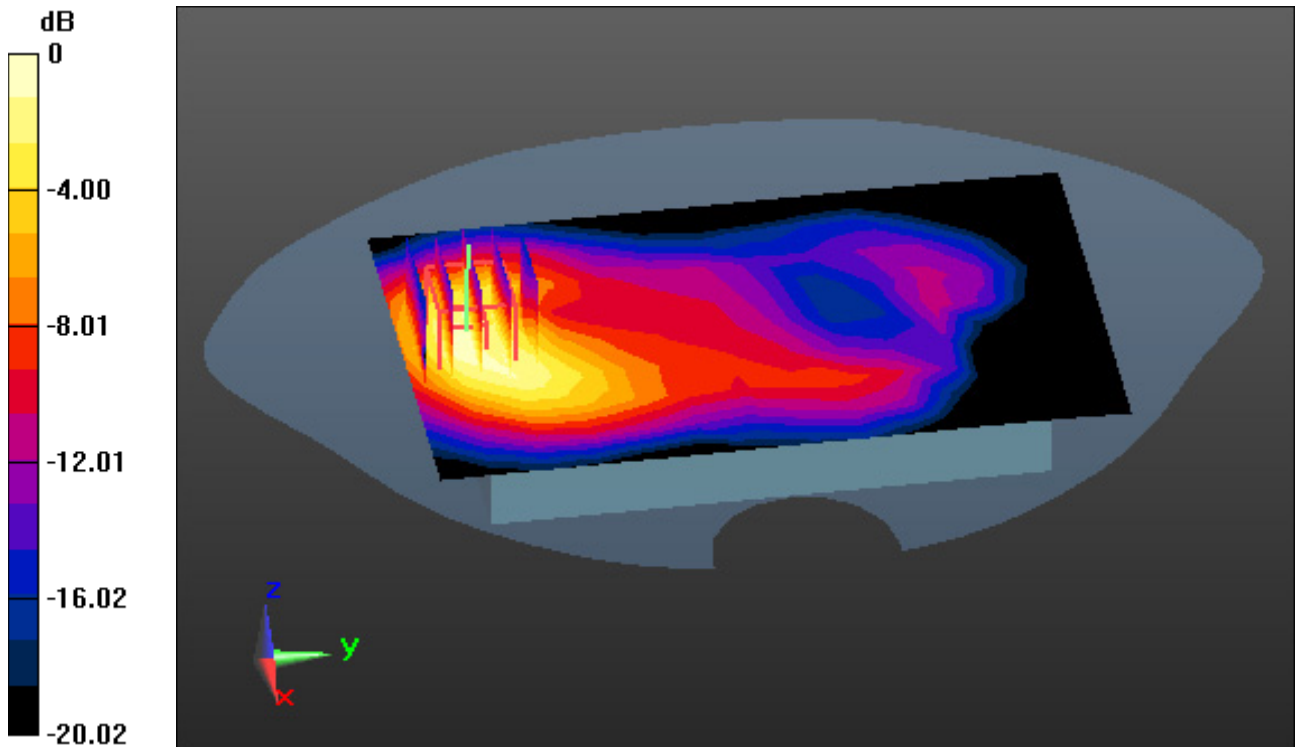
Area Scan (9x14x1): Measurement grid: dx=15mm, dy=15mm

Zoom Scan (5x5x7)/Cube 0: Measurement grid: dx=8mm, dy=8mm, dz=5mm

Power Drift = -0.14 dB

Peak SAR (extrapolated) = 0.744 W/kg

SAR(1 g) = 0.437 W/kg; SAR(10 g) = 0.242 W/kg



0 dB = 0.607 W/kg

DT&C Co., Ltd.

DUT: PM85; Type: Bar

Communication System: UID 0, PCS1900_4Tx (0); Frequency: 1880 MHz; Duty Cycle: 1:2.075
Medium parameters used: $f = 1880$ MHz; $\sigma = 1.499$ S/m; $\epsilon_r = 52.571$; $\rho = 1000$ kg/m³
Phantom section: Flat Section

DASY5 Configuration:

Probe: EX3DV4 - SN3866; ConvF(7.68, 7.68, 7.68); Calibrated: 5/31/2018; Electronics: DAE4 Sn1391
Sensor-Surface: 2mm (Mechanical Surface Detection)
Phantom: SAM with CRP v5.0(Right); Type: QD000P40CD; Serial: 1220
Measurement SW: DASY52, Version 52.8 (8); SEMCAD X Version 14.6.10 (7331)

Test Date: 2018-12-27; Ambient Temp: 20.1; Tissue Temp: 20.5

1 cm space from Body, Front, PCS1900 GPRS 4 Tx Ch. 661, Ant Internal

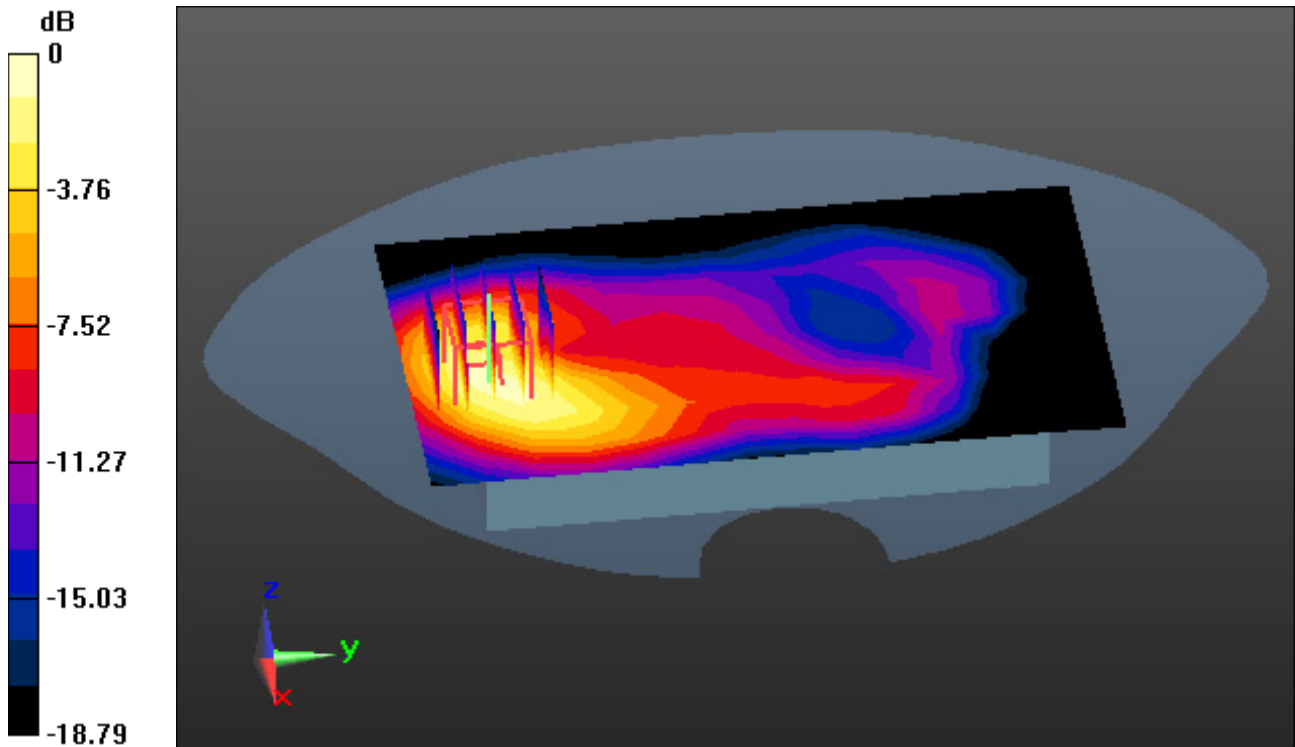
Area Scan (9x14x1): Measurement grid: dx=15mm, dy=15mm

Zoom Scan (5x5x7)/Cube 0: Measurement grid: dx=8mm, dy=8mm, dz=5mm

Power Drift = -0.09 dB

Peak SAR (extrapolated) = 1.09 W/kg

SAR(1 g) = 0.632 W/kg; SAR(10 g) = 0.346 W/kg



0 dB = 0.889 W/kg

DT&C Co., Ltd.

DUT: PM85; Type: Bar

Communication System: UID 0, WCDMA 850 (0); Frequency: 836.6 MHz; Duty Cycle: 1:1
Medium parameters used: $f = 836.6$ MHz; $\sigma = 0.989$ S/m; $\epsilon_r = 55.355$; $\rho = 1000$ kg/m³
Phantom section: Flat Section

DASY5 Configuration:

Probe: ES3DV3 - SN3328; ConvF(6.23, 6.23, 6.23); Calibrated: 3/21/2018; Electronics: DAE4 Sn1335
Sensor-Surface: 3mm (Mechanical Surface Detection)
Phantom: SAM with CRP v5.0(Right); Type: QD000P40CD; Serial: 1220
Measurement SW: DASY52, Version 52.8 (8); SEMCAD X Version 14.6.10 (7331)

Test Date: 2019-01-08; Ambient Temp: 20.6; Tissue Temp: 21.0

1 cm space from Body, Front, WCDMA Band 5 Ch. 4183, Ant. Internal

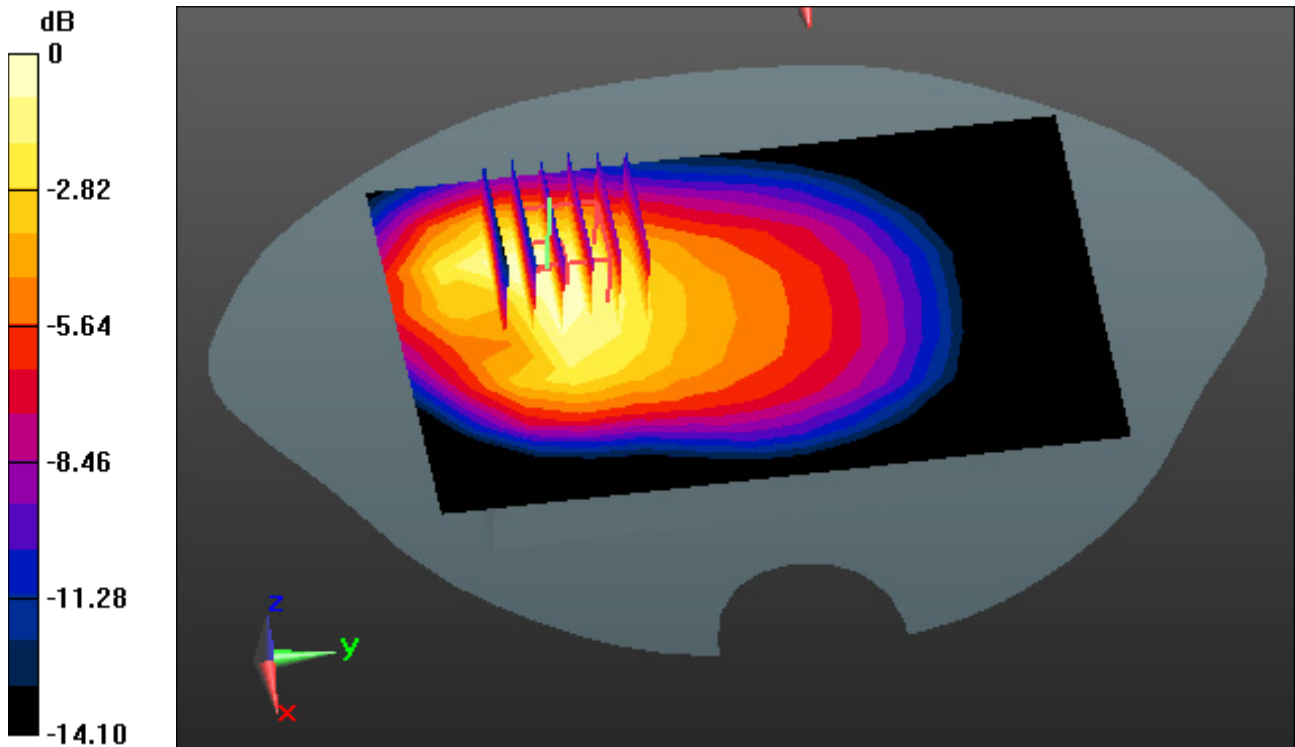
Area Scan (9x14x1): Measurement grid: dx=15mm, dy=15mm

Zoom Scan (6x6x7)/Cube 0: Measurement grid: dx=8mm, dy=8mm, dz=5mm

Power Drift = 0.03 dB

Peak SAR (extrapolated) = 0.957 W/kg

SAR(1 g) = 0.612 W/kg; SAR(10 g) = 0.391 W/kg



0 dB = 0.718 W/kg

DT&C Co., Ltd.

DUT: PM85; Type: Bar

Communication System: UID 0, WCDMA Band 4 (0); Frequency: 1752.6 MHz; Duty Cycle: 1:1
Medium parameters used: $f = 1752.6$ MHz; $\sigma = 1.496$ S/m; $\epsilon_r = 52.173$; $\rho = 1000$ kg/m³
Phantom section: Flat Section

DASY5 Configuration:

Probe: EX3DV4 - SN3866; ConvF(7.95, 7.95, 7.95); Calibrated: 5/31/2018; Electronics: DAE4 Sn1391
Sensor-Surface: 2mm (Mechanical Surface Detection)
Phantom: SAM with CRP v5.0(Right); Type: QD000P40CD; Serial: 1220
Measurement SW: DASY52, Version 52.8 (8); SEMCAD X Version 14.6.10 (7331)

Test Date: 2019-01-07; Ambient Temp: 20.5; Tissue Temp: 20.8

1 cm space from Body, Front, WCDMA Band 4 Ch. 1513, Ant. Internal

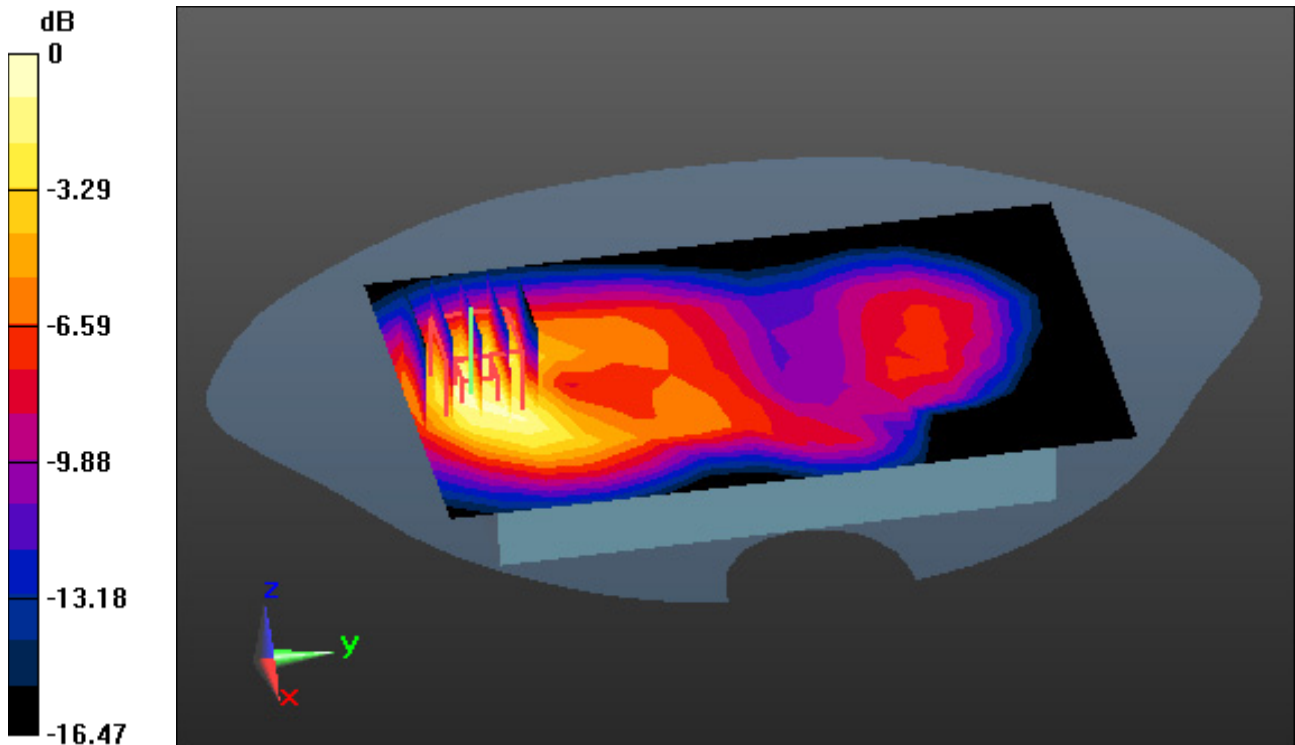
Area Scan (9x14x1): Measurement grid: dx=15mm, dy=15mm

Zoom Scan (5x5x7)/Cube 0: Measurement grid: dx=8mm, dy=8mm, dz=5mm

Power Drift = -0.03 dB

Peak SAR (extrapolated) = 1.57 W/kg

SAR(1 g) = 0.946 W/kg; SAR(10 g) = 0.531 W/kg



0 dB = 1.24 W/kg

DT&C Co., Ltd.

DUT: PM85; Type: Bar

Communication System: UID 0, WCDMA 1900 (0); Frequency: 1852.4 MHz; Duty Cycle: 1:1
Medium parameters used: $f = 1852.4$ MHz; $\sigma = 1.5$ S/m; $\epsilon_r = 52.022$; $\rho = 1000$ kg/m³
Phantom section: Flat Section

DASY5 Configuration:

Probe: EX3DV4 - SN3866; ConvF(7.68, 7.68, 7.68); Calibrated: 5/31/2018; Electronics: DAE4 Sn1391
Sensor-Surface: 2mm (Mechanical Surface Detection)
Phantom: SAM with CRP v5.0(Right); Type: QD000P40CD; Serial: 1220
Measurement SW: DASY52, Version 52.8 (8); SEMCAD X Version 14.6.10 (7331)

Test Date: 2018-12-28; Ambient Temp: 20.3; Tissue Temp: 20.6

1 cm space from Body, Rear, WCDMA Band 2 Ch. 9262, Ant. Internal

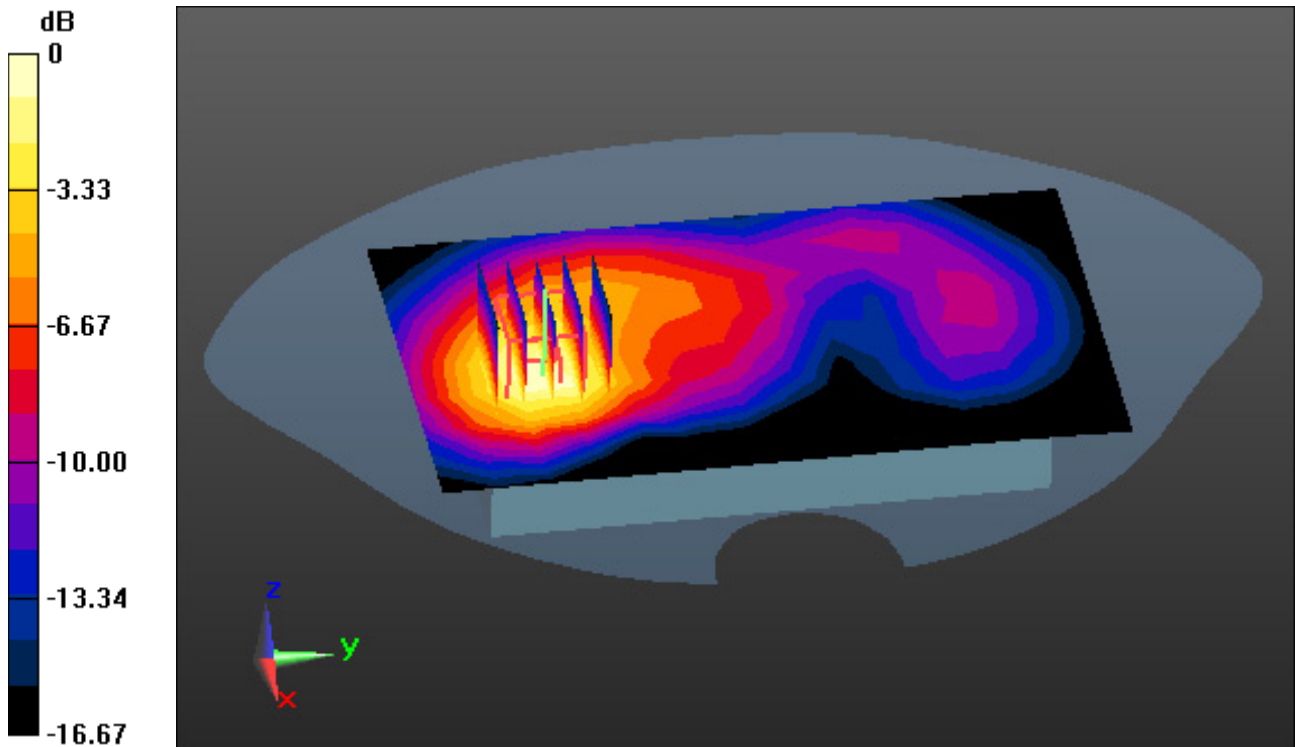
Area Scan (9x14x1): Measurement grid: dx=15mm, dy=15mm

Zoom Scan (5x5x7)/Cube 0: Measurement grid: dx=8mm, dy=8mm, dz=5mm

Power Drift = 0.07 dB

Peak SAR (extrapolated) = 1.37 W/kg

SAR(1 g) = 0.831 W/kg; SAR(10 g) = 0.482 W/kg



0 dB = 1.10 W/kg

DT&C Co., Ltd.

DUT: PM85; Type: Bar

Communication System: UID 0, LTE Band 12 (0); Frequency: 707.5 MHz; Duty Cycle: 1:1
Medium parameters used: $f = 707.5$ MHz; $\sigma = 0.929$ S/m; $\epsilon_r = 55.661$; $\rho = 1000$ kg/m³
Phantom section: Flat Section

DASY5 Configuration:

Probe: ES3DV3 - SN3328; ConvF(6.29, 6.29, 6.29); Calibrated: 3/21/2018; Electronics: DAE4 Sn1335
Sensor-Surface: 3mm (Mechanical Surface Detection)
Phantom: SAM with CRP v5.0(Right); Type: QD000P40CD; Serial: 1220
Measurement SW: DASY52, Version 52.8 (8); SEMCAD X Version 14.6.10 (7331)

Test Date: 2019-02-08; Ambient Temp: 20.5 Tissue Temp: 20.8

1.0 cm space from Body, Rear, LTE Band 12 Ch. 23095, Ant Internal

Mode : BandWidth 10 MHz, QPSK, RB Size: 1

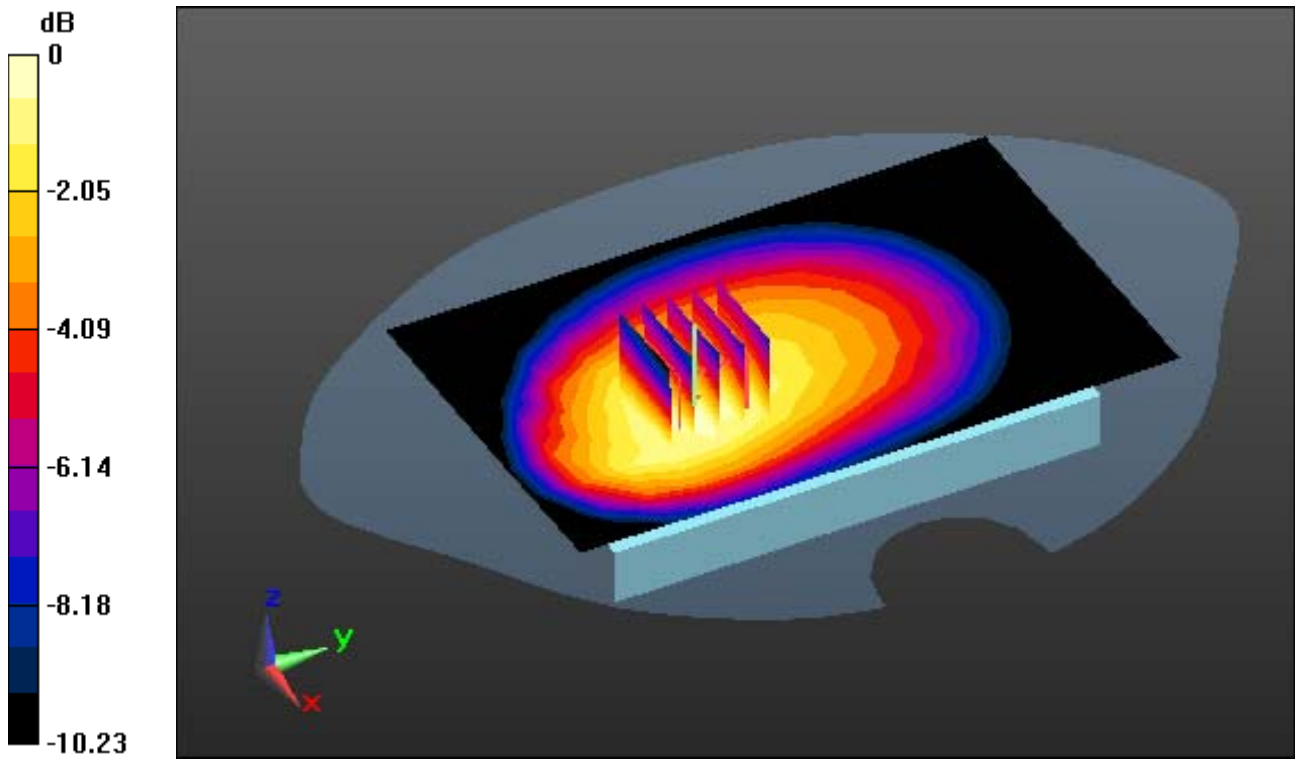
Area Scan (9x14x1): Measurement grid: dx=15mm, dy=15mm

Zoom Scan (5x5x7)/Cube 0: Measurement grid: dx=8mm, dy=8mm, dz=5mm

Power Drift = -0.02 dB

Peak SAR (extrapolated) = 0.786 W/kg

SAR(1 g) = 0.595 W/kg; SAR(10 g) = 0.444 W/kg



0 dB = 0.662 W/kg

DT&C Co., Ltd.

DUT: PM85; Type: Bar

Communication System: UID 0, LTE Band 13 (0); Frequency: 782 MHz; Duty Cycle: 1:1
Medium parameters used: $f = 782 \text{ MHz}$; $\sigma = 1.006 \text{ S/m}$; $\epsilon_r = 54.764$; $\rho = 1000 \text{ kg/m}^3$
Phantom section: Flat Section

DASY5 Configuration:

Probe: ES3DV3 - SN3328; ConvF(6.29, 6.29, 6.29); Calibrated: 3/21/2018; Electronics: DAE4 Sn1335
Sensor-Surface: 3mm (Mechanical Surface Detection)
Phantom: SAM with CRP v5.0(Right); Type: QD000P40CD; Serial: 1220
Measurement SW: DASY52, Version 52.8 (8); SEMCAD X Version 14.6.10 (7331)

Test Date: 2019-02-08; Ambient Temp: 20.5 Tissue Temp: 20.8

1.0 cm space from Body, Front, LTE Band 13 Ch. 23230, Ant Internal

Mode : BandWidth 10 MHz, QPSK, RB Size: 1

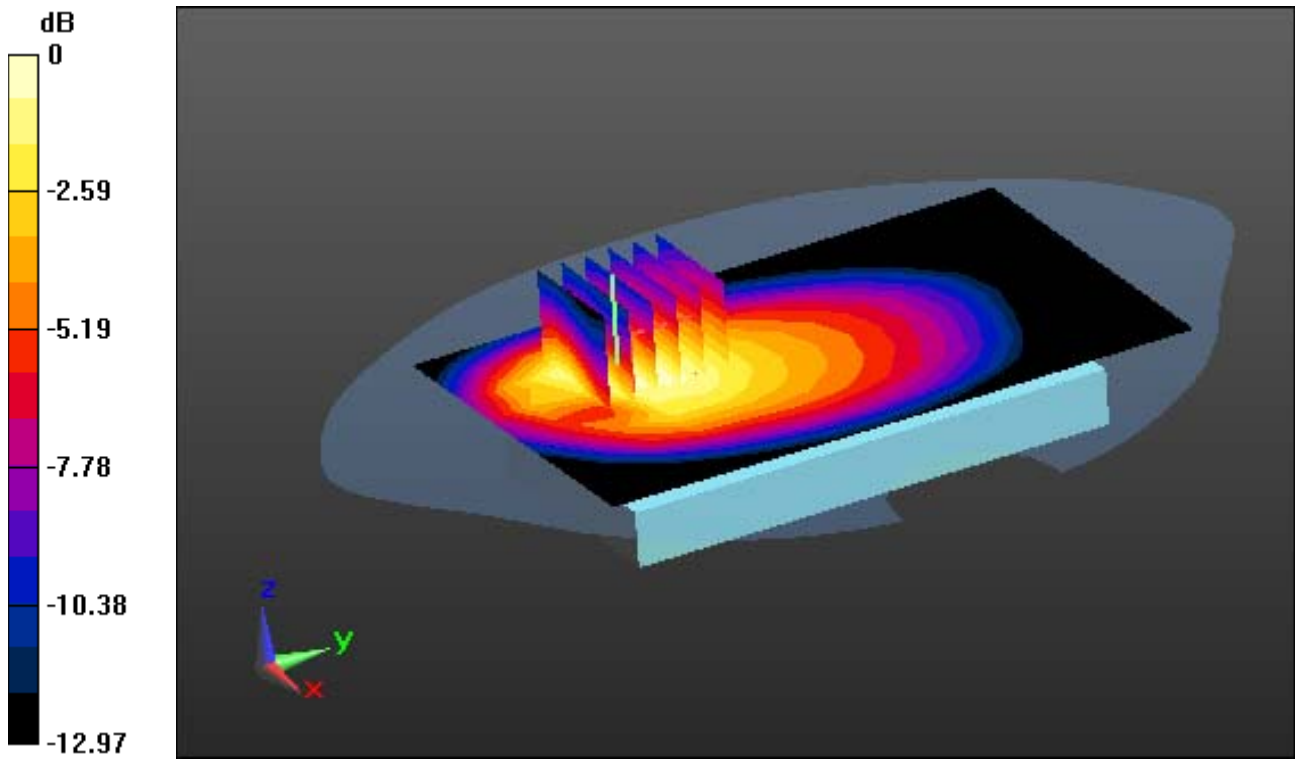
Area Scan (9x14x1): Measurement grid: $dx=15\text{mm}$, $dy=15\text{mm}$

Zoom Scan (6x6x7)/Cube 0: Measurement grid: $dx=8\text{mm}$, $dy=8\text{mm}$, $dz=5\text{mm}$

Power Drift = -0.02 dB

Peak SAR (extrapolated) = 1.10 W/kg

SAR(1 g) = 0.724 W/kg; SAR(10 g) = 0.479 W/kg



0 dB = 0.834 W/kg

DT&C Co., Ltd.

DUT: PM85; Type: Bar

Communication System: UID 0, LTE Band 14 (FCC) (0); Frequency: 793 MHz; Duty Cycle: 1:1
Medium parameters used: $f = 793$ MHz; $\sigma = 0.985$ S/m; $\epsilon_r = 53.827$; $\rho = 1000$ kg/m³
Phantom section: Flat Section

DASY5 Configuration:

Probe: ES3DV3 - SN3328; ConvF(6.29, 6.29, 6.29); Calibrated: 3/21/2018; Electronics: DAE4 Sn1335
Sensor-Surface: 3mm (Mechanical Surface Detection)
Phantom: SAM with CRP v5.0(Right); Type: QD000P40CD; Serial: 1220
Measurement SW: DASY52, Version 52.8 (8); SEMCAD X Version 14.6.10 (7331)

Test Date: 2019-02-11; Ambient Temp: 20.4 Tissue Temp: 20.8

1.0 cm space from Body, Front, LTE Band 14 Ch. 23330, Ant Internal

Mode : BandWidth 10 MHz, QPSK, RB Size: 1

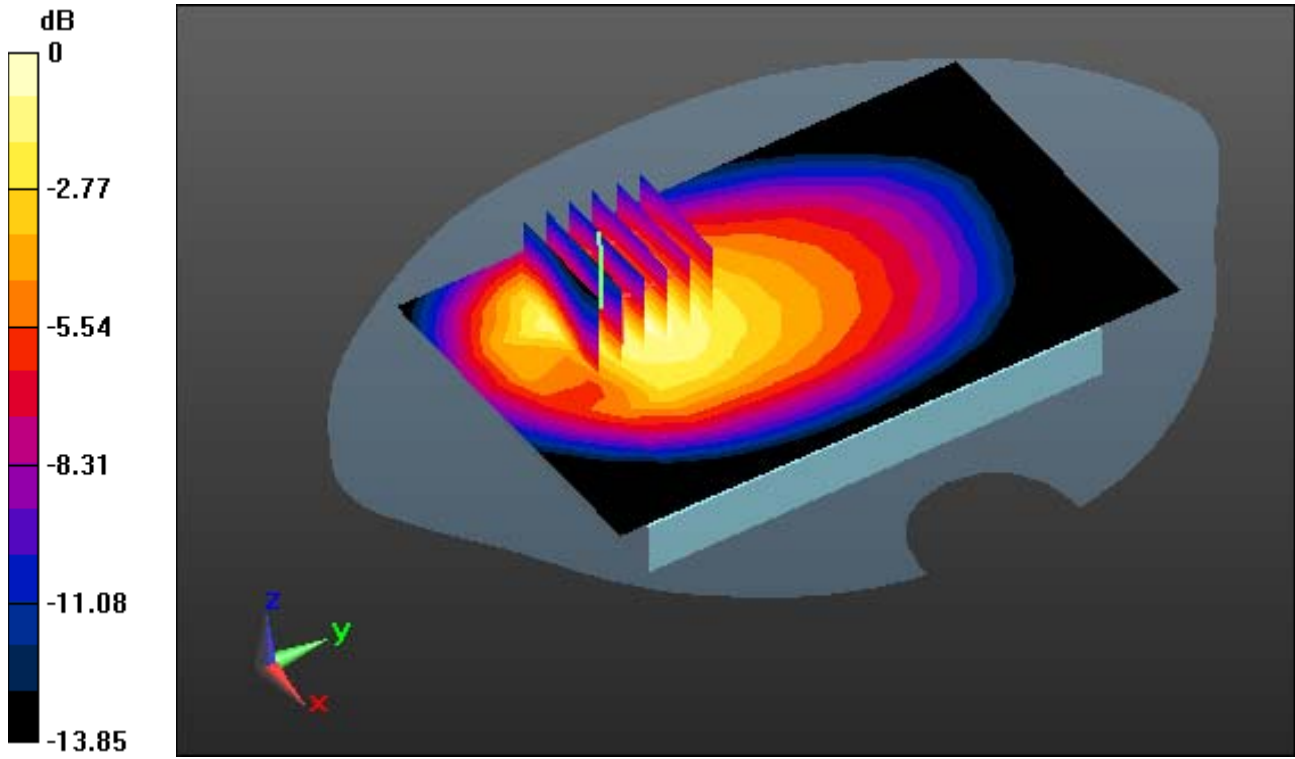
Area Scan (9x14x1): Measurement grid: dx=15mm, dy=15mm

Zoom Scan (6x6x7)/Cube 0: Measurement grid: dx=8mm, dy=8mm, dz=5mm

Power Drift = 0.02 dB

Peak SAR (extrapolated) = 0.878 W/kg

SAR(1 g) = 0.563 W/kg; SAR(10 g) = 0.367 W/kg



0 dB = 0.661 W/kg

DT&C Co., Ltd.

DUT: PM85; Type: Bar

Communication System: UID 0, LTE Band 5(FCC) (0); Frequency: 836.5 MHz;Duty Cycle: 1:1
Medium parameters used: $f = 836.5$ MHz; $\sigma = 0.98$ S/m; $\epsilon_r = 54.896$; $\rho = 1000$ kg/m³
Phantom section: Flat Section

DASY5 Configuration:

Probe: ES3DV3 - SN3328; ConvF(6.23, 6.23, 6.23); Calibrated: 3/21/2018; Electronics: DAE4 Sn1335
Sensor-Surface: 3mm (Mechanical Surface Detection)
Phantom: SAM with CRP v5.0(Right); Type: QD000P40CD; Serial: 1220
Measurement SW: DASY52, Version 52.8 (8); SEMCAD X Version 14.6.10 (7331)

Test Date: 2019-01-15; Ambient Temp: 20.5 Tissue Temp: 20.9

1.0 cm space from Body, Front, LTE Band 5 Ch. 20525, Ant Internal

Mode : BandWidth 10 MHz, QPSK, RB Size: 1

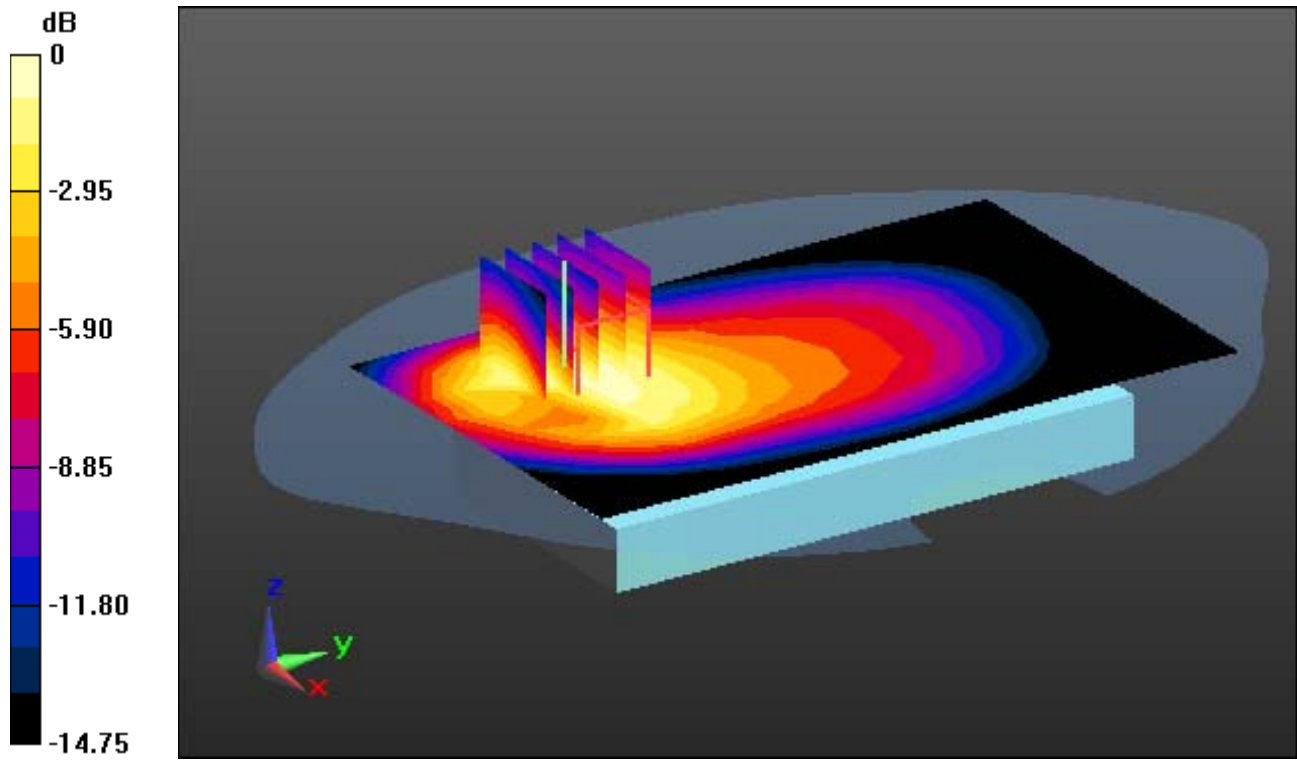
Area Scan (9x14x1): Measurement grid: dx=15mm, dy=15mm

Zoom Scan (5x5x7)/Cube 0: Measurement grid: dx=8mm, dy=8mm, dz=5mm

Power Drift = -0.03 dB

Peak SAR (extrapolated) = 1.11 W/kg

SAR(1 g) = 0.696 W/kg; SAR(10 g) = 0.438 W/kg



0 dB = 0.824 W/kg

DT&C Co., Ltd.

DUT: PM85; Type: Bar

Communication System: UID 0, LTE Band 4 (0); Frequency: 1732.5 MHz; Duty Cycle: 1:1
Medium parameters used: $f = 1732.5$ MHz; $\sigma = 1.48$ S/m; $\epsilon_r = 52.254$; $\rho = 1000$ kg/m³
Phantom section: Flat Section

DASY5 Configuration:

Probe: EX3DV4 - SN3866; ConvF(7.95, 7.95, 7.95); Calibrated: 5/31/2018; Electronics: DAE4 Sn1391
Sensor-Surface: 2mm (Mechanical Surface Detection)
Phantom: SAM with CRP v5.0(Right); Type: QD000P40CD; Serial: 1220
Measurement SW: DASY52, Version 52.8 (8); SEMCAD X Version 14.6.10 (7331)

Test Date: 2019-01-07; Ambient Temp: 20.5 Tissue Temp: 20.8

1.0 cm space from Body, Front, LTE Band 4 Ch. 20175, Ant Internal

Mode : BandWidth 20 MHz, QPSK, RB Size: 1

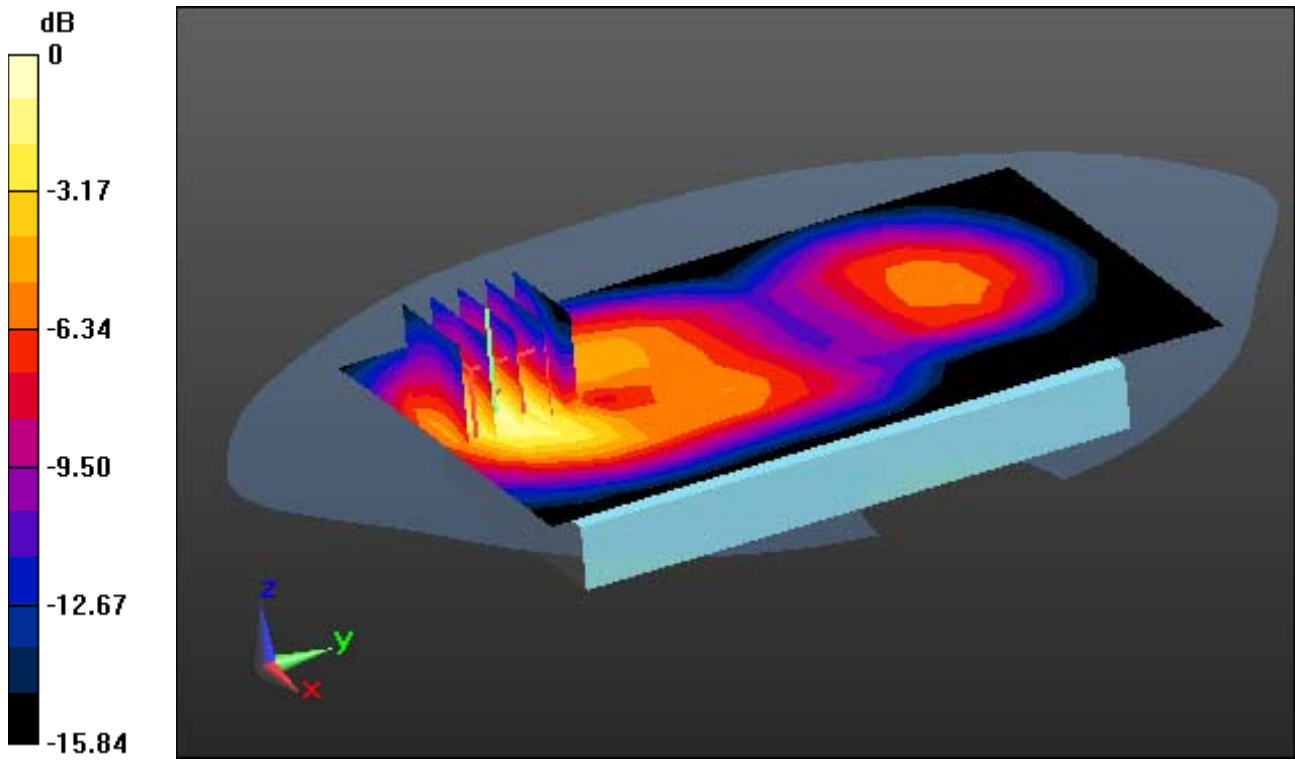
Area Scan (9x14x1): Measurement grid: dx=15mm, dy=15mm

Zoom Scan (5x5x7)/Cube 0: Measurement grid: dx=8mm, dy=8mm, dz=5mm

Power Drift = -0.01 dB

Peak SAR (extrapolated) = 1.24 W/kg

SAR(1 g) = 0.764 W/kg; SAR(10 g) = 0.436 W/kg



0 dB = 1.02 W/kg

DT&C Co., Ltd.

DUT: PM85; Type: Bar

Communication System: UID 0, LTE Band 2(FCC) (0); Frequency: 1860 MHz;Duty Cycle: 1:1
Medium parameters used: $f = 1860$ MHz; $\sigma = 1.476$ S/m; $\epsilon_r = 52.48$; $\rho = 1000$ kg/m³
Phantom section: Flat Section

DASY5 Configuration:

Probe: EX3DV4 - SN3866; ConvF(7.68, 7.68, 7.68); Calibrated: 5/31/2018; Electronics: DAE4 Sn1391
Sensor-Surface: 2mm (Mechanical Surface Detection)
Phantom: SAM with CRP v5.0(Right); Type: QD000P40CD; Serial: 1220
Measurement SW: DASY52, Version 52.8 (8); SEMCAD X Version 14.6.10 (7331)

Test Date: 2019-01-14; Ambient Temp: 20.4 Tissue Temp: 20.8

1.0 cm space from Body, Front, LTE Band 2 Ch. 18700, Ant Internal

Mode : BandWidth 20 MHz, QPSK, RB Size: 1

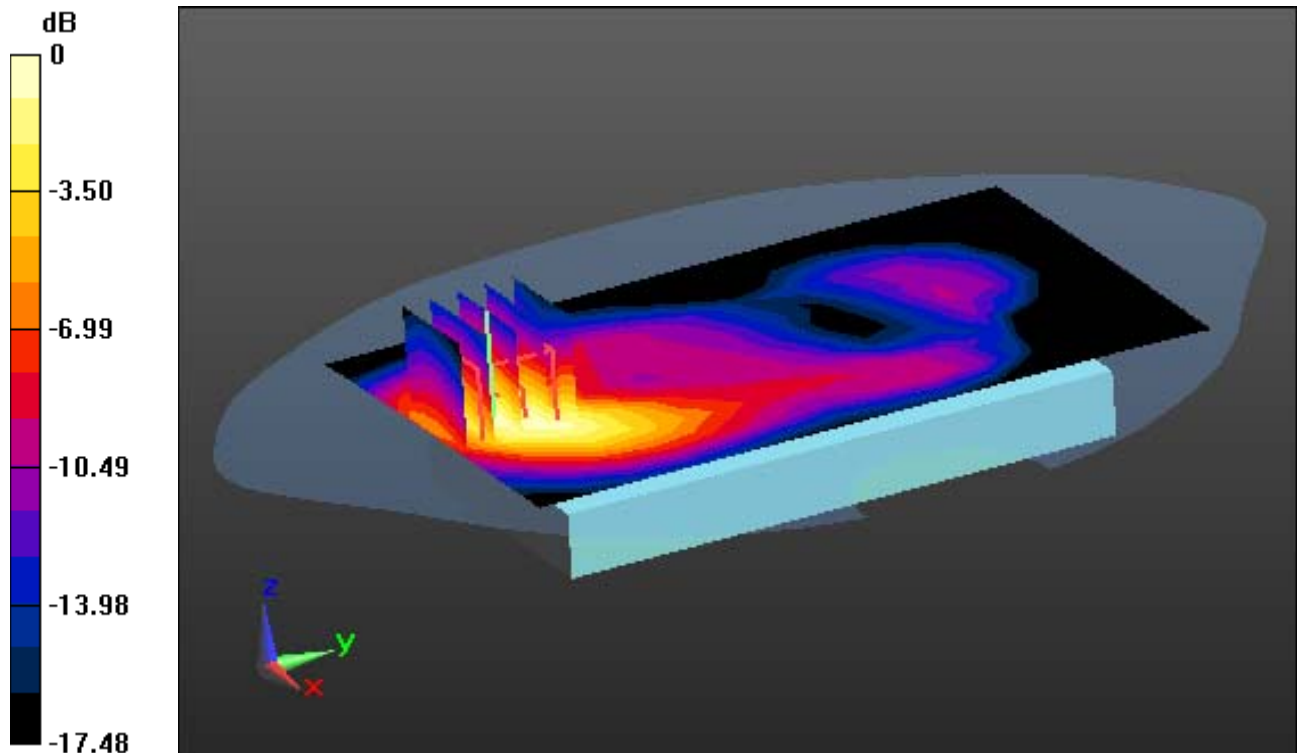
Area Scan (9x14x1): Measurement grid: dx=15mm, dy=15mm

Zoom Scan (5x5x7)/Cube 0: Measurement grid: dx=8mm, dy=8mm, dz=5mm

Power Drift = -0.00 dB

Peak SAR (extrapolated) = 1.57 W/kg

SAR(1 g) = 0.911 W/kg; SAR(10 g) = 0.505 W/kg



0 dB = 1.21 W/kg

DT&C Co., Ltd.

DUT: PM85; Type: Bar

Communication System: UID 0, LTE Band 7 (0); Frequency: 2535 MHz; Duty Cycle: 1:1
Medium parameters used: $f = 2535$ MHz; $\sigma = 2.029$ S/m; $\epsilon_r = 51.151$; $\rho = 1000$ kg/m³
Phantom section: Flat Section

DASY5 Configuration:

Probe: ES3DV3 - SN3328; ConvF(4.32, 4.32, 4.32); Calibrated: 3/21/2018; Electronics: DAE4 Sn1335
Sensor-Surface: 3mm (Mechanical Surface Detection)
Phantom: SAM with CRP v5.0(Right); Type: QD000P40CD; Serial: 1220
Measurement SW: DASY52, Version 52.8 (8); SEMCAD X Version 14.6.10 (7331)

Test Date: 2019-01-16; Ambient Temp: 20.4 Tissue Temp: 20.9

1.0 cm space from Body, Rear, LTE Band 7 Ch. 21100, Ant Internal

Mode : BandWidth 20 MHz, QPSK, RB Size: 1

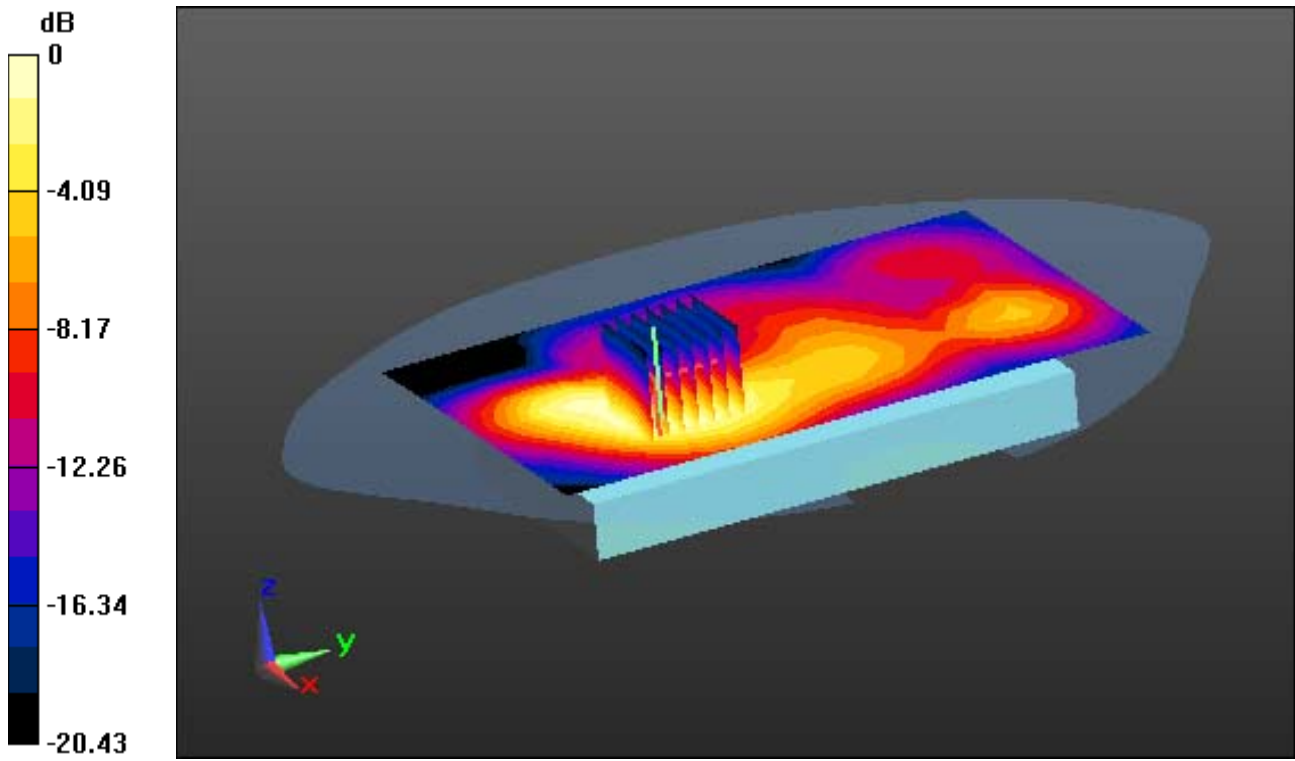
Area Scan (11x17x1): Measurement grid: dx=12mm, dy=12mm

Zoom Scan (7x7x7)/Cube 0: Measurement grid: dx=5mm, dy=5mm, dz=5mm

Power Drift = 0.17 dB

Peak SAR (extrapolated) = 1.19 W/kg

SAR(1 g) = 0.557 W/kg; SAR(10 g) = 0.299 W/kg



0 dB = 0.696 W/kg

DT&C Co., Ltd.

DUT: PM85; Type: Bar

Communication System: UID 0, LTE Band 41(TDD) (0); Frequency: 2636.5 MHz;Duty Cycle: 1:1.58
Medium parameters used: $f = 2636.5$ MHz; $\sigma = 2.154$ S/m; $\epsilon_r = 52.039$; $\rho = 1000$ kg/m³
Phantom section: Flat Section

DASY5 Configuration:

Probe: EX3DV4 - SN7337; ConvF(7.59, 7.59, 7.59); Calibrated: 11/22/2018; Electronics: DAE4 Sn1392
Sensor-Surface: 2mm (Mechanical Surface Detection)
Phantom: SAM (30deg probe tilt) with CRP v5.0(Right); Type: QD000P40CD; Serial: 1220
Measurement SW: DASY52, Version 52.8 (8); SEMCAD X Version 14.6.10 (7331)

Test Date: 2019-01-30; Ambient Temp: 20.3 Tissue Temp: 20.8

1.0 cm space from Body, Rear, LTE Band 41 Ch. 41055, Ant Internal

Mode : BandWidth 20 MHz, QPSK, RB Size: 1

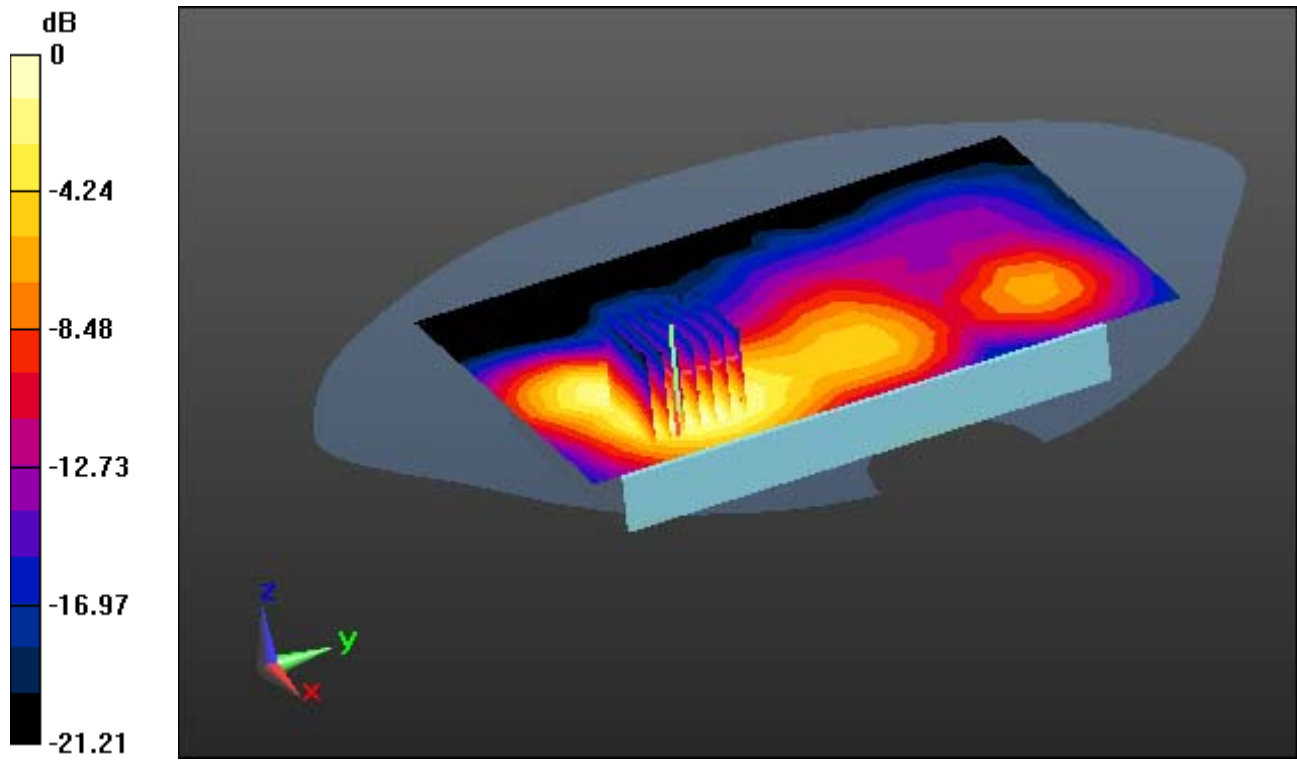
Area Scan (11x17x1): Measurement grid: dx=12mm, dy=12mm

Zoom Scan (7x7x7)/Cube 0: Measurement grid: dx=5mm, dy=5mm, dz=5mm

Power Drift = 0.02 dB

Peak SAR (extrapolated) = 1.19 W/kg

SAR(1 g) = 0.626 W/kg; SAR(10 g) = 0.338 W/kg



0 dB = 0.898 W/kg

DT&C Co., Ltd.

DUT: PM85; Type: Bar

Communication System: UID 0, W-LAN 2.4G(802.11b/g/n20, 40) (0); Frequency: 2462 MHz; Duty Cycle: 1:1

Medium parameters used: $f = 2462$ MHz; $\sigma = 2.001$ S/m; $\epsilon_r = 52.77$; $\rho = 1000$ kg/m³

Phantom section: Flat Section

DASY5 Configuration:

Probe: ES3DV3 - SN3327; ConvF(4.5, 4.5, 4.5); Calibrated: 8/28/2018; Electronics: DAE4 Sn1335

Sensor-Surface: 3mm (Mechanical Surface Detection)

Phantom: Twin-SAM V5.0 ; Type: QD 000 P40 CD; Serial: 1679

Measurement SW: DASY52, Version 52.8 (8); SEMCAD X Version 14.6.10 (7331)

Test Date: 2019-01-22; Ambient Temp: 20.8; Tissue Temp: 21.5

1.0 cm space from Body, Front, W-LAN(802.11b) Ch. 11, Ant Internal

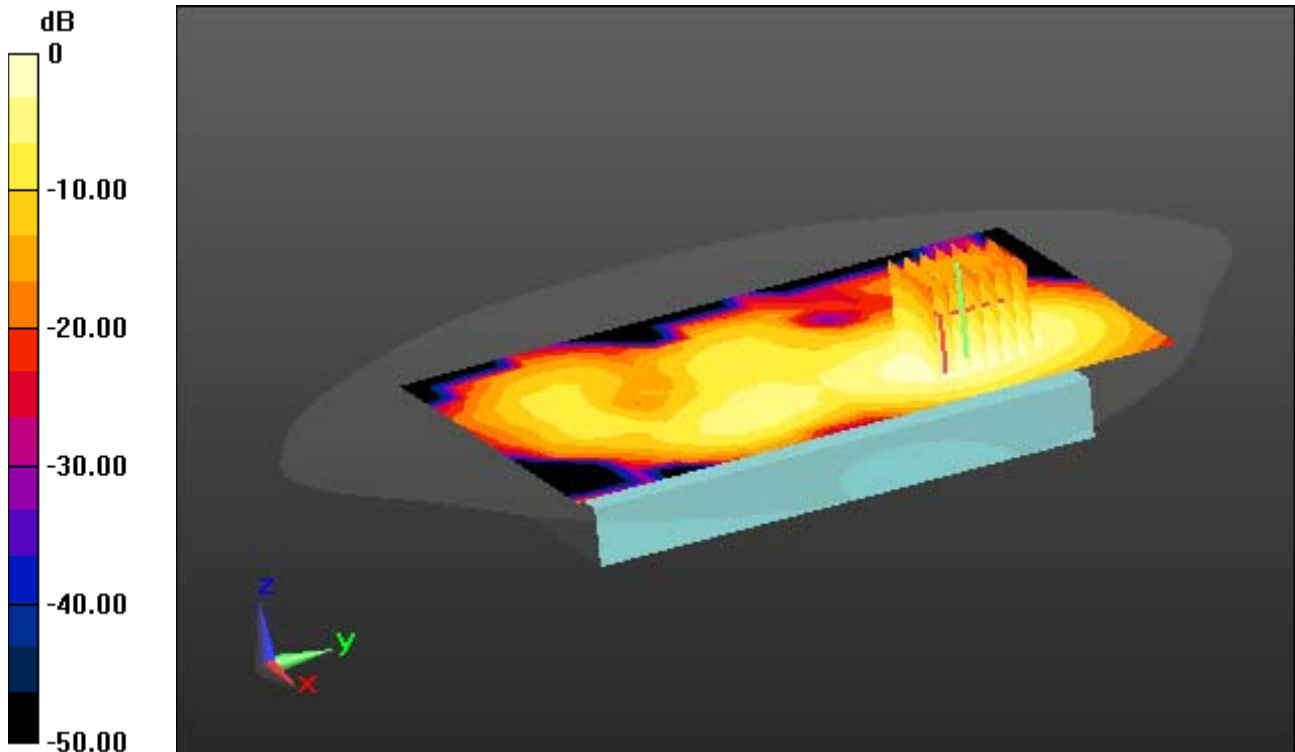
Area Scan (11x17x1): Measurement grid: dx=12mm, dy=12mm

Zoom Scan (7x7x7)/Cube 0: Measurement grid: dx=5mm, dy=5mm, dz=5mm

Power Drift = 0.02 dB

Peak SAR (extrapolated) = 0.145 W/kg

SAR(1 g) = 0.081 W/kg; SAR(10 g) = 0.046 W/kg



0 dB = 0.0994 W/kg

DT&C Co., Ltd.

DUT: PM85; Type: Bar

Communication System: UID 0, W-LAN_5300 (0); Frequency: 5300 MHz; Duty Cycle: 1:1
Medium parameters used: $f = 5300$ MHz; $\sigma = 5.544$ S/m; $\epsilon_r = 47.441$; $\rho = 1000$ kg/m³
Phantom section: Flat Section

DASY5 Configuration:

Probe: EX3DV4 - SN3866; ConvF(4.5, 4.5, 4.5); Calibrated: 5/31/2018; Electronics: DAE4 Sn1391
Sensor-Surface: 1.4mm (Mechanical Surface Detection)
Phantom: Twin-SAM V5.0 ; Type: QD 000 P40 CD; Serial: 1679
Measurement SW: DASY52, Version 52.8 (8); SEMCAD X Version 14.6.10 (7331)

Test Date: 2019-01-24; Ambient Temp: 20.4; Tissue Temp: 20.8

1.0 cm space from Body, Rear, W-LAN(802.11a) Ch. 60, Ant Internal

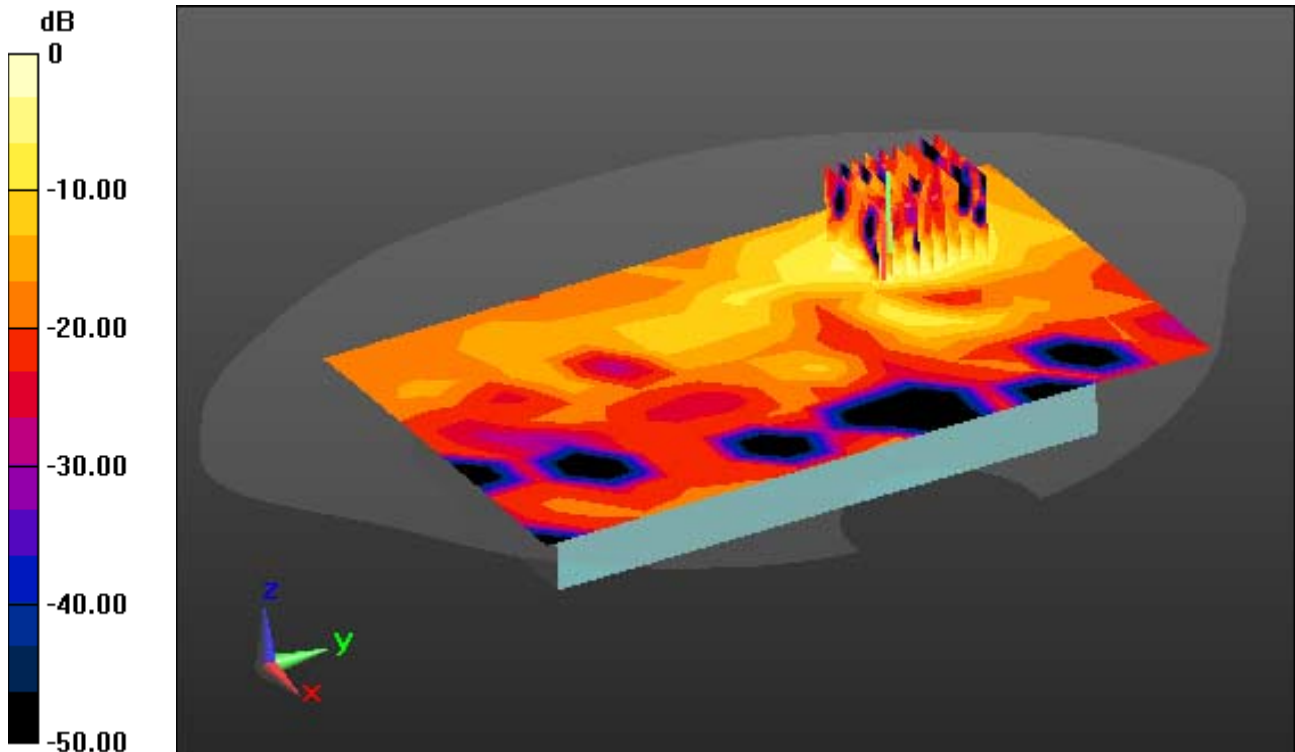
Area Scan (14x21x1): Measurement grid: $dx=10$ mm, $dy=10$ mm

Zoom Scan (8x9x7)/Cube 0: Measurement grid: $dx=4$ mm, $dy=4$ mm, $dz=1.4$ mm, Graded Ratio: 1.4

Power Drift = 0.08 dB

Peak SAR (extrapolated) = 0.476 W/kg

SAR(1 g) = 0.132 W/kg; SAR(10 g) = 0.043 W/kg



0 dB = 0.294 W/kg

DT&C Co., Ltd.

DUT: PM85; Type: Bar

Communication System: UID 0, W-LAN_5600 (0); Frequency: 5700 MHz; Duty Cycle: 1:1

Medium parameters used: $f = 5700$ MHz; $\sigma = 5.697$ S/m; $\epsilon_r = 47.06$; $\rho = 1000$ kg/m³

Phantom section: Flat Section

DASY5 Configuration:

Probe: EX3DV4 - SN3866; ConvF(3.87, 3.87, 3.87); Calibrated: 5/31/2018; Electronics: DAE4 Sn1391

Sensor-Surface: 1.4mm (Mechanical Surface Detection)

Phantom: Twin-SAM V5.0 ; Type: QD 000 P40 CD; Serial: 1679

Measurement SW: DASY52, Version 52.8 (8); SEMCAD X Version 14.6.10 (7331)

Test Date: 2019-01-25; Ambient Temp: 20.6; Tissue Temp: 21.1

1.0 cm space from Body, Rear, W-LAN(802.11a) Ch. 140, Ant Internal

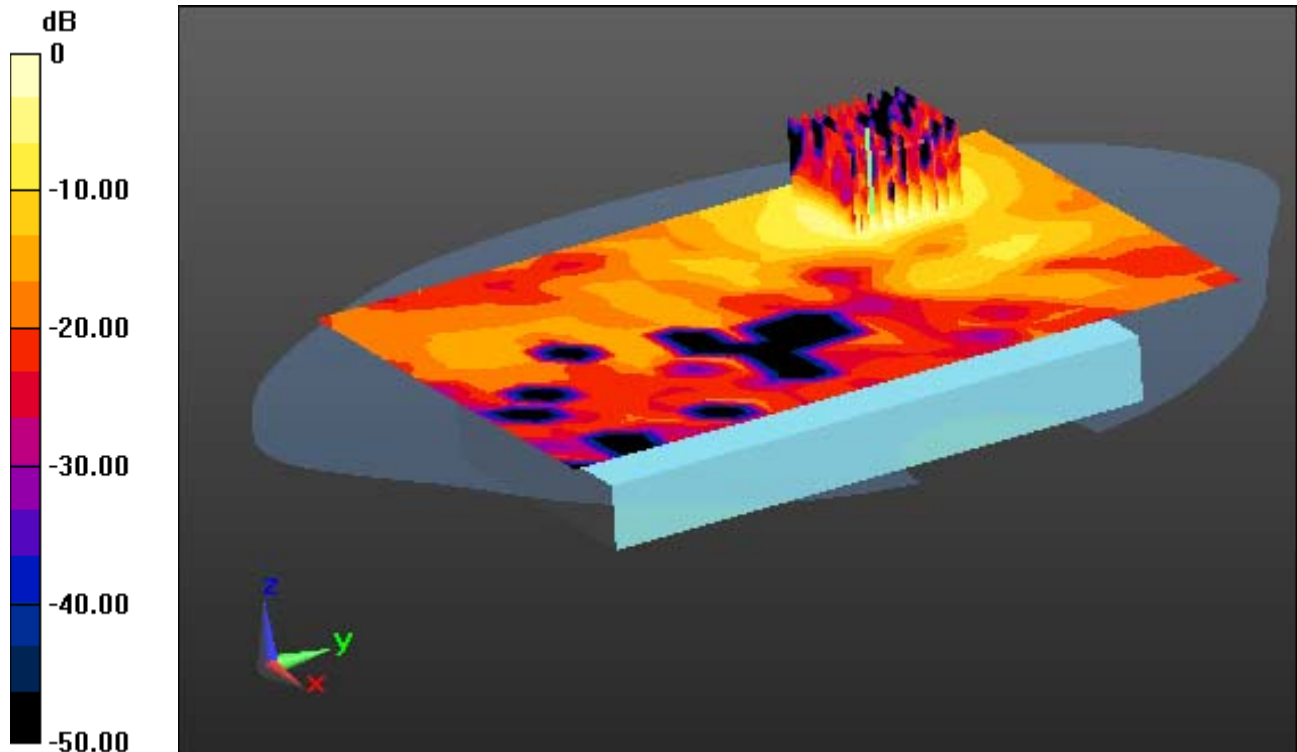
Area Scan (14x21x1): Measurement grid: dx=10mm, dy=10mm

Zoom Scan (9x9x7)/Cube 0: Measurement grid: dx=4mm, dy=4mm, dz=1.4mm, Graded Ratio: 1.4

Power Drift = -0.07 dB

Peak SAR (extrapolated) = 0.778 W/kg

SAR(1 g) = 0.193 W/kg; SAR(10 g) = 0.072 W/kg



DT&C Co., Ltd.

DUT: PM85; Type: Bar

Communication System: UID 0, W-LAN_5800 (0); Frequency: 5745 MHz; Duty Cycle: 1:1

Medium parameters used: $f = 5745$ MHz; $\sigma = 5.753$ S/m; $\epsilon_r = 46.91$; $\rho = 1000$ kg/m³

Phantom section: Flat Section

DASY5 Configuration:

Probe: EX3DV4 - SN3866; ConvF(4.16, 4.16, 4.16); Calibrated: 5/31/2018; Electronics: DAE4 Sn1391

Sensor-Surface: 1.4mm (Mechanical Surface Detection)

Phantom: Twin-SAM V5.0 ; Type: QD 000 P40 CD; Serial: 1679

Measurement SW: DASY52, Version 52.8 (8); SEMCAD X Version 14.6.10 (7331)

Test Date: 2019-01-28; Ambient Temp: 20.6; Tissue Temp: 21.0

1.0 cm space from Body, Rear, W-LAN(802.11a) Ch. 149, Ant Internal

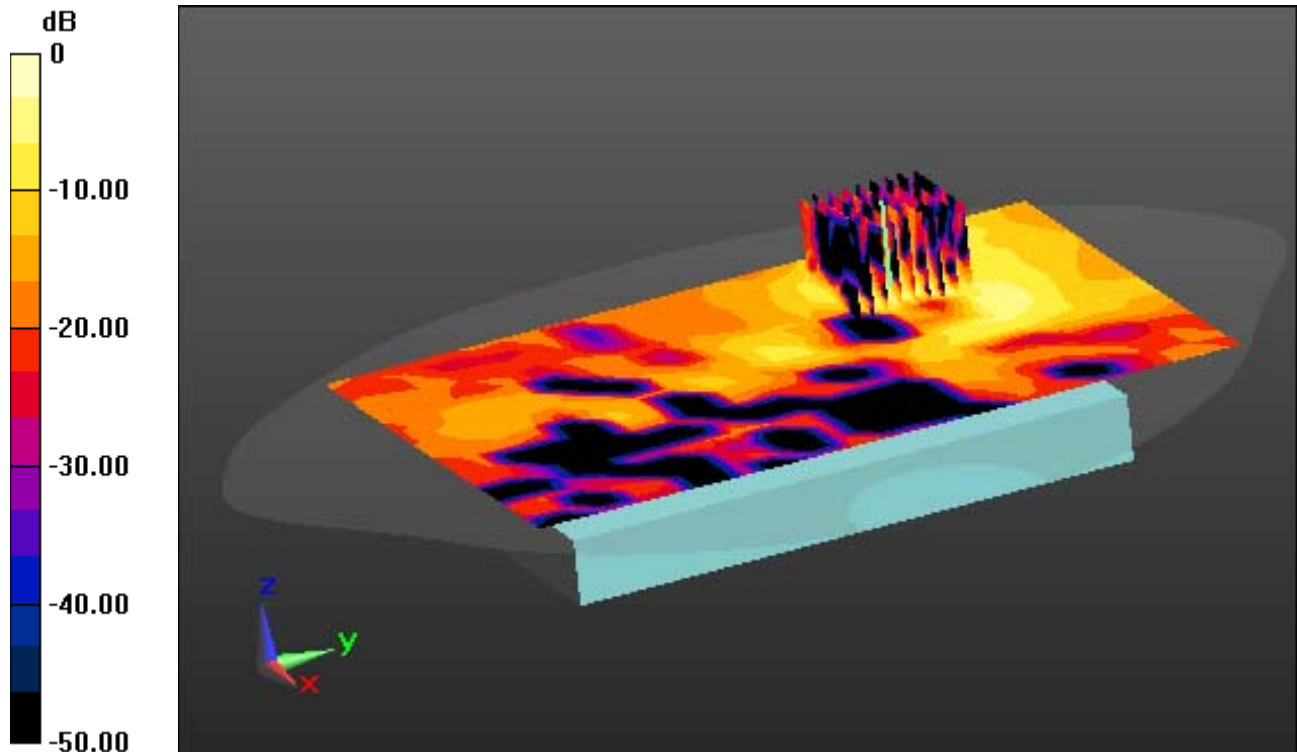
Area Scan (14x21x1): Measurement grid: dx=10mm, dy=10mm

Zoom Scan (9x9x7)/Cube 0: Measurement grid: dx=4mm, dy=4mm, dz=1.4mm, Graded Ratio: 1.4

Power Drift = -0.13 dB

Peak SAR (extrapolated) = 0.604 W/kg

SAR(1 g) = 0.174 W/kg; SAR(10 g) = 0.064 W/kg



DT&C Co., Ltd.

DUT: PM85; Type: Bar

Communication System: UID 0, Bluetooth (0); Frequency: 2441 MHz; Duty Cycle: 1:1.302

Medium parameters used: $f = 2441$ MHz; $\sigma = 1.975$ S/m; $\epsilon_r = 52.818$; $\rho = 1000$ kg/m³

Phantom section: Flat Section

DASY5 Configuration:

Probe: ES3DV3 - SN3327; ConvF(4.5, 4.5, 4.5); Calibrated: 8/28/2018; Electronics: DAE4 Sn1335

Sensor-Surface: 3mm (Mechanical Surface Detection)

Phantom: Twin-SAM V5.0 ; Type: QD 000 P40 CD; Serial: 1679

Measurement SW: DASY52, Version 52.8 (8); SEMCAD X Version 14.6.10 (7331)

Test Date: 2019-01-22; Ambient Temp: 20.8; Tissue Temp: 21.5

1.0 cm space from Body, Front, Bluetooth 1 Mbps Ch. 39, Ant Internal

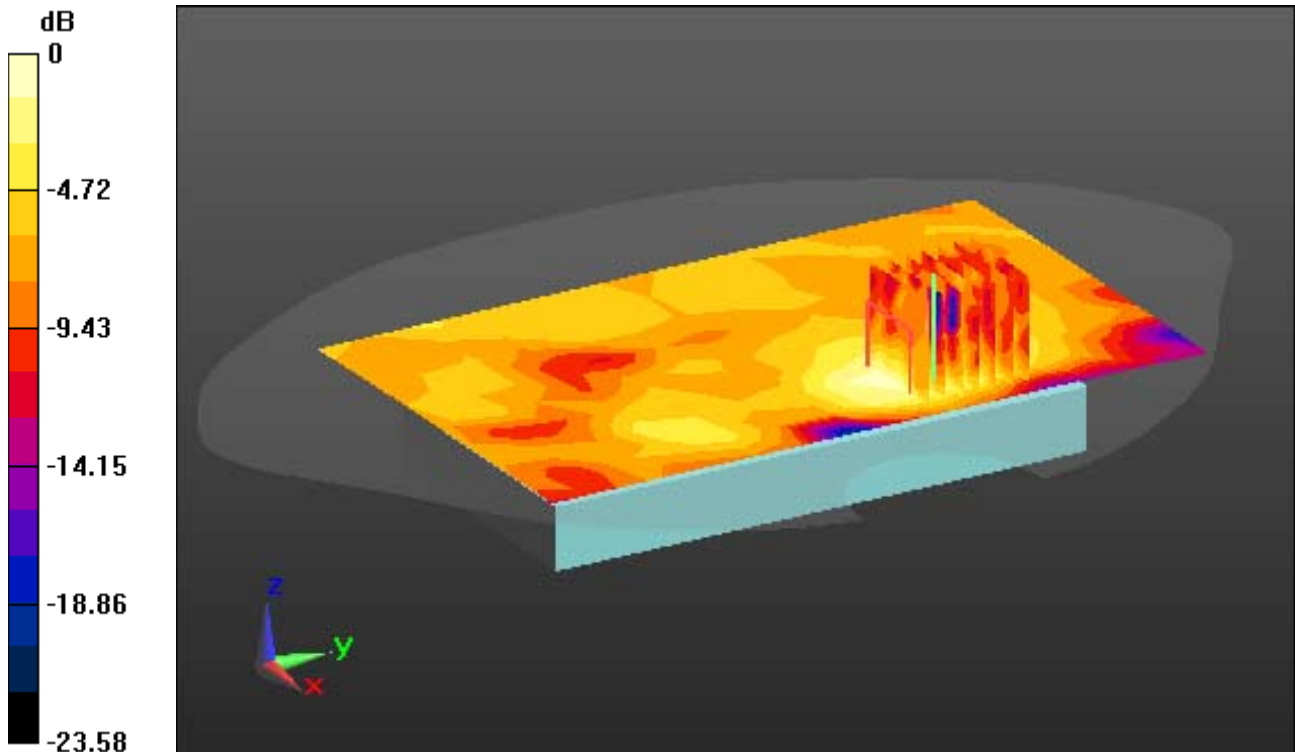
Area Scan (11x17x1): Measurement grid: dx=12mm, dy=12mm

Zoom Scan (7x7x7)/Cube 0: Measurement grid: dx=5mm, dy=5mm, dz=5mm

Power Drift = 0.00 dB

Peak SAR (extrapolated) = 0.0200 W/kg

SAR(1 g) = 0.00782 W/kg; SAR(10 g) = 0.00429 W/kg



0 dB = 0.00997 W/kg

DT&C Co., Ltd.

DUT: PM85; Type: Bar

Communication System: UID 0, PCS1900_4Tx (0); Frequency: 1909.8 MHz; Duty Cycle: 1:2.075
Medium parameters used: $f = 1909.8$ MHz; $\sigma = 1.525$ S/m; $\epsilon_r = 52.475$; $\rho = 1000$ kg/m³
Phantom section: Flat Section

DASY5 Configuration:

Probe: EX3DV4 - SN3866; ConvF(7.68, 7.68, 7.68); Calibrated: 5/31/2018; Electronics: DAE4 Sn1391
Sensor-Surface: 2mm (Mechanical Surface Detection)
Phantom: SAM with CRP v5.0(Right); Type: QD000P40CD; Serial: 1220
Measurement SW: DASY52, Version 52.8 (8); SEMCAD X Version 14.6.10 (7331)

Test Date: 2018-12-27; Ambient Temp: 20.1; Tissue Temp: 20.5

1 cm space from Body, Bottom, PCS1900 GPRS 4 Tx Ch. 810, Ant Internal

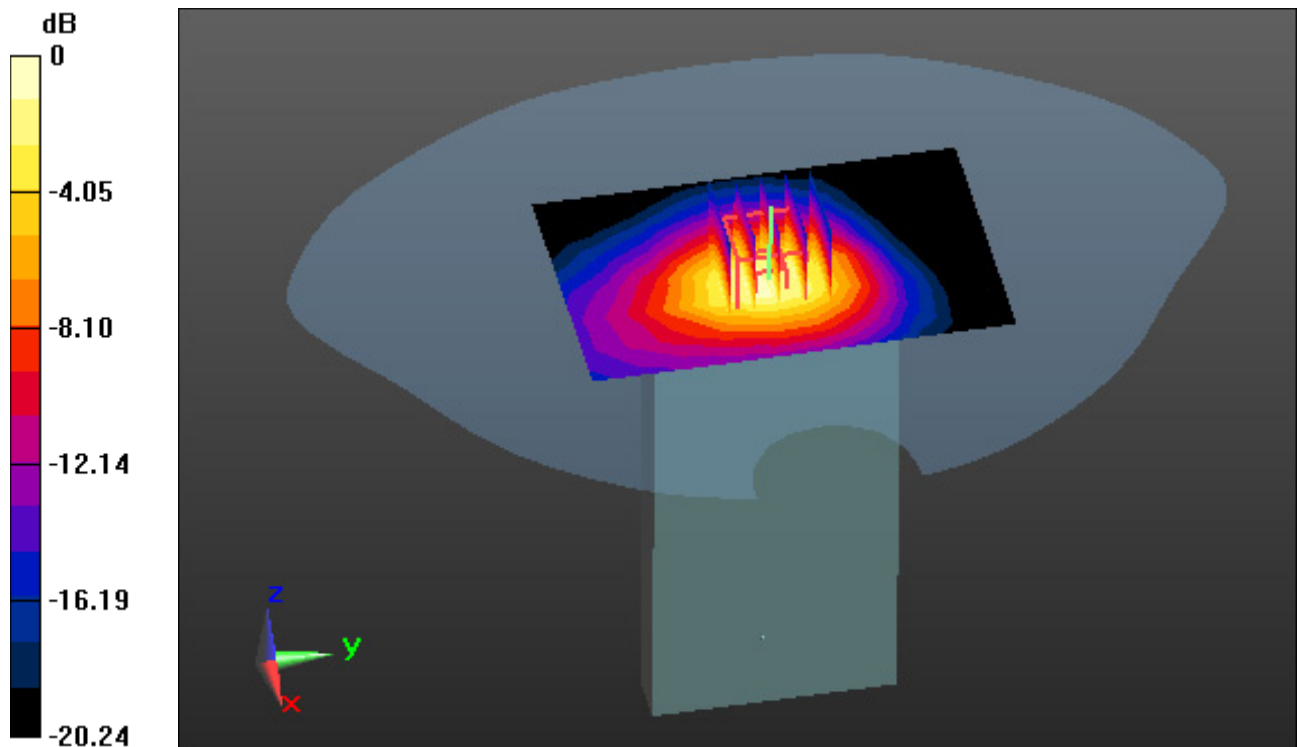
Area Scan (7x10x1): Measurement grid: dx=15mm, dy=15mm

Zoom Scan (5x5x7)/Cube 0: Measurement grid: dx=8mm, dy=8mm, dz=5mm

Power Drift = 0.13 dB

Peak SAR (extrapolated) = 1.69 W/kg

SAR(1 g) = 0.960 W/kg; SAR(10 g) = 0.527 W/kg



0 dB = 1.33 W/kg

A41

DT&C Co., Ltd.

DUT: PM85; Type: Bar

Communication System: UID 0, WCDMA Band 4 (0); Frequency: 1752.6 MHz; Duty Cycle: 1:1
Medium parameters used: $f = 1752.6$ MHz; $\sigma = 1.496$ S/m; $\epsilon_r = 52.173$; $\rho = 1000$ kg/m³
Phantom section: Flat Section

DASY5 Configuration:

Probe: EX3DV4 - SN3866; ConvF(7.95, 7.95, 7.95); Calibrated: 5/31/2018; Electronics: DAE4 Sn1391
Sensor-Surface: 2mm (Mechanical Surface Detection)
Phantom: SAM with CRP v5.0(Right); Type: QD000P40CD; Serial: 1220
Measurement SW: DASY52, Version 52.8 (8); SEMCAD X Version 14.6.10 (7331)

Test Date: 2019-01-07; Ambient Temp: 20.5; Tissue Temp: 20.8

1 cm space from Body, Bottom, WCDMA Band 4 Ch. 1513, Ant. Internal

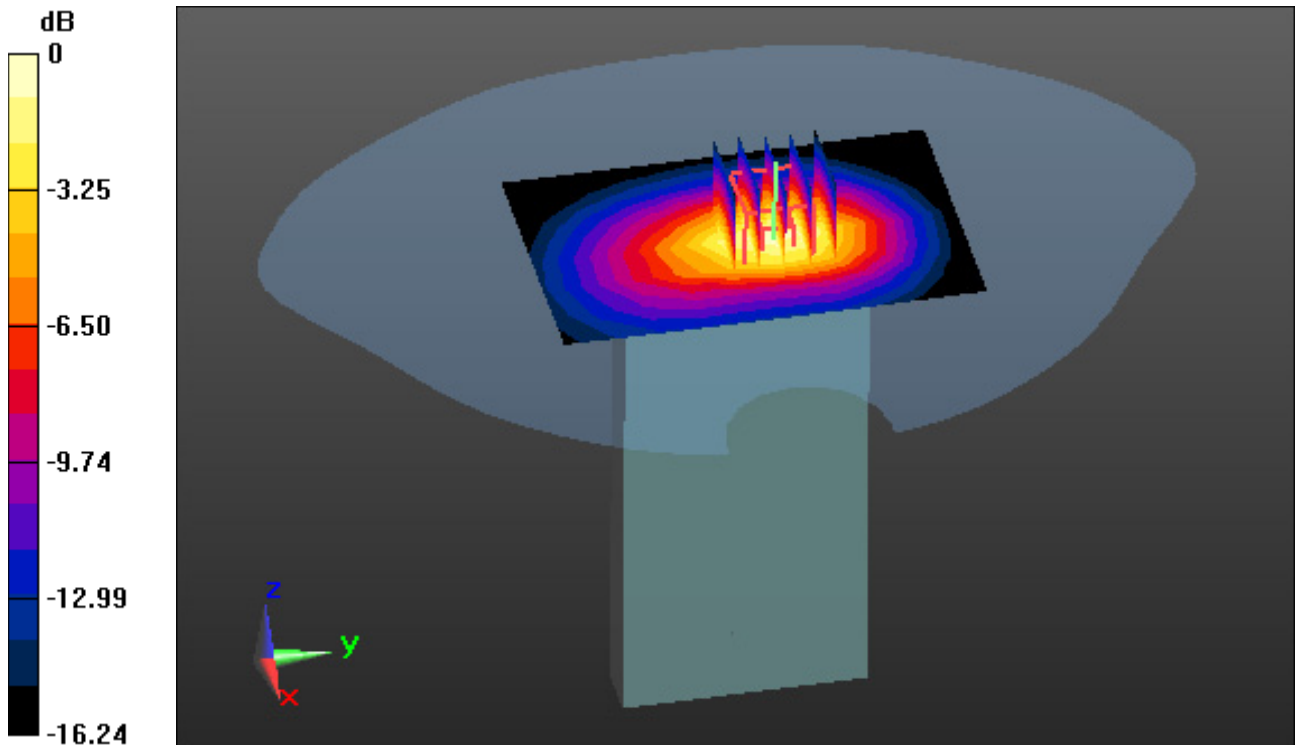
Area Scan (7x10x1): Measurement grid: dx=15mm, dy=15mm

Zoom Scan (5x5x7)/Cube 0: Measurement grid: dx=8mm, dy=8mm, dz=5mm

Power Drift = -0.03 dB

Peak SAR (extrapolated) = 1.76 W/kg

SAR(1 g) = 1.06 W/kg; SAR(10 g) = 0.597 W/kg



0 dB = 1.43 W/kg

DT&C Co., Ltd.

DUT: PM85; Type: Bar

Communication System: UID 0, WCDMA 1900 (0); Frequency: 1852.4 MHz; Duty Cycle: 1:1
Medium parameters used: $f = 1852.4$ MHz; $\sigma = 1.5$ S/m; $\epsilon_r = 52.022$; $\rho = 1000$ kg/m³
Phantom section: Flat Section

DASY5 Configuration:

Probe: EX3DV4 - SN3866; ConvF(7.68, 7.68, 7.68); Calibrated: 5/31/2018; Electronics: DAE4 Sn1391
Sensor-Surface: 2mm (Mechanical Surface Detection)
Phantom: SAM with CRP v5.0(Right); Type: QD000P40CD; Serial: 1220
Measurement SW: DASY52, Version 52.8 (8); SEMCAD X Version 14.6.10 (7331)

Test Date: 2018-12-28; Ambient Temp: 20.3; Tissue Temp: 20.6

1 cm space from Body, Bottom, WCDMA Band 2 Ch. 9262, Ant. Internal

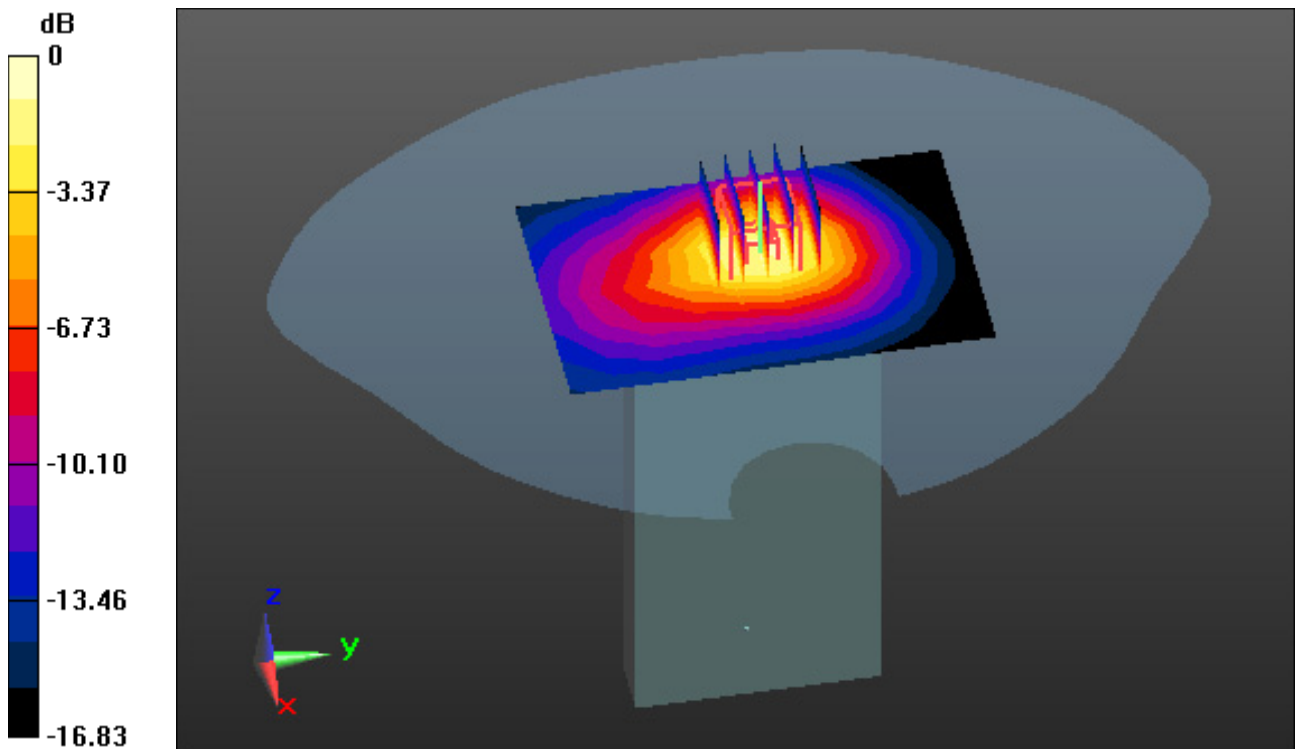
Area Scan (7x10x1): Measurement grid: dx=15mm, dy=15mm

Zoom Scan (5x5x7)/Cube 0: Measurement grid: dx=8mm, dy=8mm, dz=5mm

Power Drift = 0.10 dB

Peak SAR (extrapolated) = 1.47 W/kg

SAR(1 g) = 0.861 W/kg; SAR(10 g) = 0.483 W/kg



0 dB = 1.18 W/kg

DT&C Co., Ltd.

DUT: PM85; Type: Bar

Communication System: UID 0, LTE Band 4 (0); Frequency: 1732.5 MHz; Duty Cycle: 1:1
Medium parameters used: $f = 1732.5$ MHz; $\sigma = 1.48$ S/m; $\epsilon_r = 52.254$; $\rho = 1000$ kg/m³
Phantom section: Flat Section

DASY5 Configuration:

Probe: EX3DV4 - SN3866; ConvF(7.95, 7.95, 7.95); Calibrated: 5/31/2018; Electronics: DAE4 Sn1391
Sensor-Surface: 2mm (Mechanical Surface Detection)
Phantom: SAM with CRP v5.0(Right); Type: QD000P40CD; Serial: 1220
Measurement SW: DASY52, Version 52.8 (8); SEMCAD X Version 14.6.10 (7331)

Test Date: 2019-01-07; Ambient Temp: 20.5; Tissue Temp: 20.8

1.0 cm space from Body, Bottom, LTE Band 4 Ch. 20175, Ant Internal

Mode : BandWidth 20 MHz, QPSK, RB Size: 1

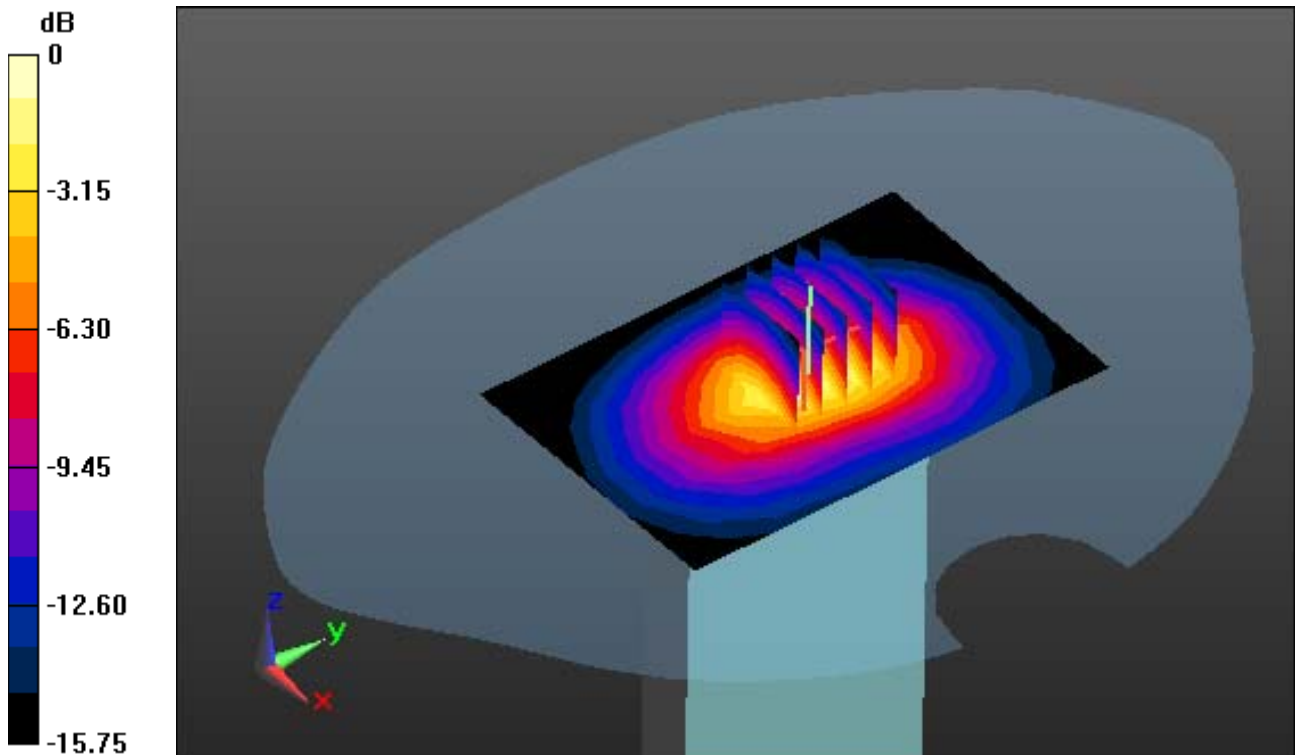
Area Scan (7x10x1): Measurement grid: dx=15mm, dy=15mm

Zoom Scan (5x5x7)/Cube 0: Measurement grid: dx=8mm, dy=8mm, dz=5mm

Power Drift = -0.03 dB

Peak SAR (extrapolated) = 1.32 W/kg

SAR(1 g) = 0.797 W/kg; SAR(10 g) = 0.454 W/kg



0 dB = 1.07 W/kg

DT&C Co., Ltd.

DUT: PM85; Type: Bar

Communication System: UID 0, LTE Band 7(FCC) (0); Frequency: 2535 MHz;Duty Cycle: 1:1
Medium parameters used: $f = 2535$ MHz; $\sigma = 2.029$ S/m; $\epsilon_r = 51.151$; $\rho = 1000$ kg/m³
Phantom section: Flat Section

DASY5 Configuration:

Probe: ES3DV3 - SN3328; ConvF(4.32, 4.32, 4.32); Calibrated: 3/21/2018; Electronics: DAE4 Sn1335
Sensor-Surface: 3mm (Mechanical Surface Detection)
Phantom: SAM with CRP v5.0(Right); Type: QD000P40CD; Serial: 1220
Measurement SW: DASY52, Version 52.8 (8); SEMCAD X Version 14.6.10 (7331)

Test Date: 2019-01-16; Ambient Temp: 20.4 Tissue Temp: 20.9

1.0 cm space from Body, Left, LTE Band 7 Ch. 21100, Ant Internal

Mode : BandWidth 20 MHz, QPSK, RB Size: 1

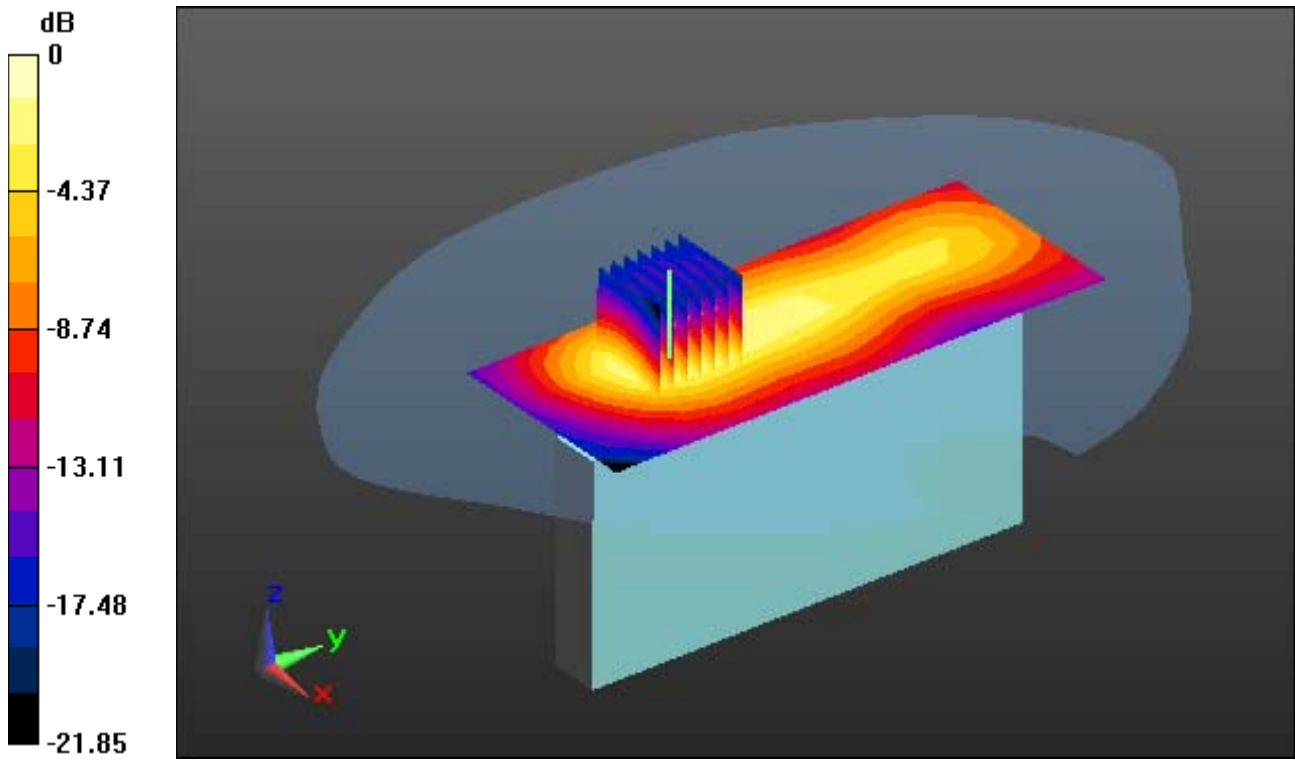
Area Scan (7x16x1): Measurement grid: dx=12mm, dy=12mm

Zoom Scan (7x7x7)/Cube 0: Measurement grid: dx=5mm, dy=5mm, dz=5mm

Power Drift = -0.04 dB

Peak SAR (extrapolated) = 1.34 W/kg

SAR(1 g) = 0.634 W/kg; SAR(10 g) = 0.326 W/kg



0 dB = 0.807 W/kg

DT&C Co., Ltd.

DUT: PM85; Type: Bar

Communication System: UID 0, LTE Band 41(TDD) (0); Frequency: 2680 MHz; Duty Cycle: 1:1.58
Medium parameters used: $f = 2680$ MHz; $\sigma = 2.205$ S/m; $\epsilon_r = 51.918$; $\rho = 1000$ kg/m³
Phantom section: Flat Section

DASY5 Configuration:

Probe: EX3DV4 - SN7337; ConvF(7.59, 7.59, 7.59); Calibrated: 11/22/2018; Electronics: DAE4 Sn1392
Sensor-Surface: 2mm (Mechanical Surface Detection)
Phantom: SAM with CRP v5.0(Right); Type: QD000P40CD; Serial: 1220
Measurement SW: DASY52, Version 52.8 (8); SEMCAD X Version 14.6.10 (7331)

Test Date: 2019-01-30; Ambient Temp: 20.3 Tissue Temp: 20.8

1.0 cm space from Body, Left, LTE Band 41 Ch. 41490, Ant Internal

Mode : BandWidth 20 MHz, QPSK, RB Size: 1

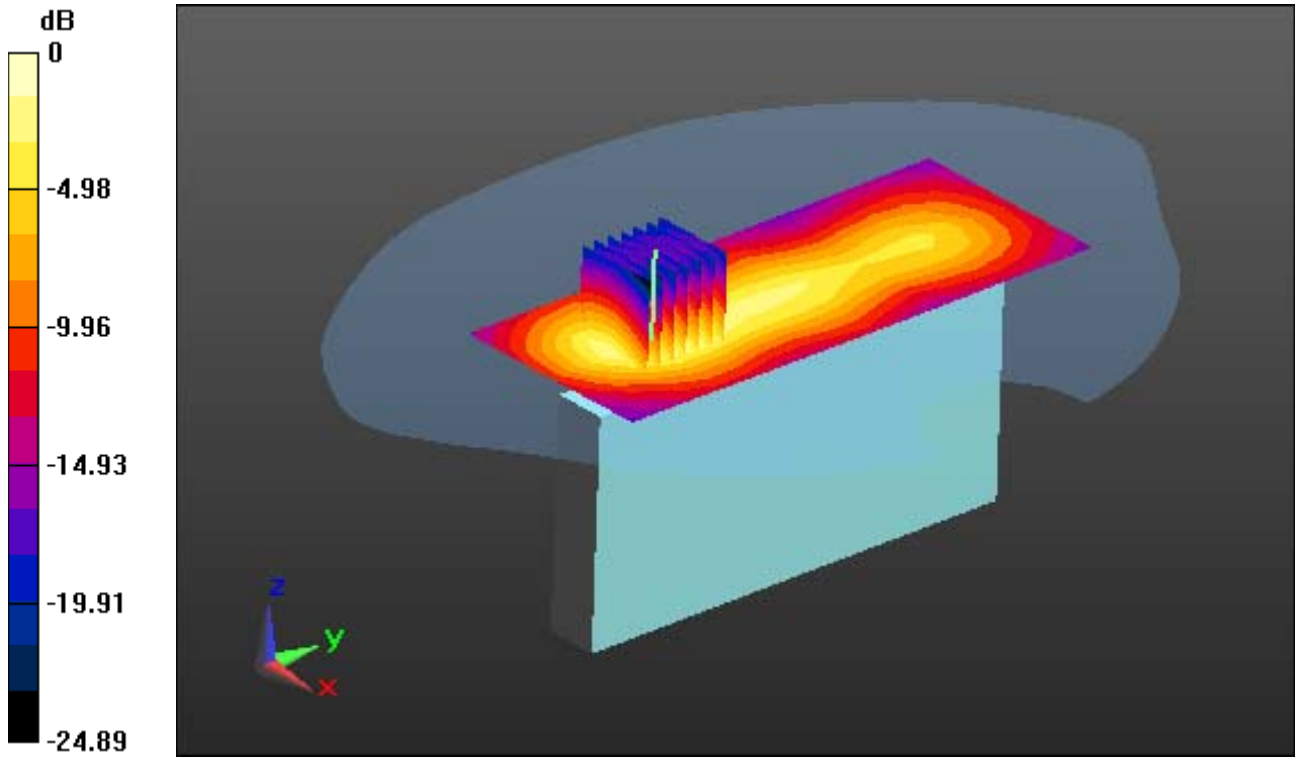
Area Scan (7x16x1): Measurement grid: dx=12mm, dy=12mm

Zoom Scan (7x7x7)/Cube 0: Measurement grid: dx=5mm, dy=5mm, dz=5mm

Power Drift = 0.02 dB

Peak SAR (extrapolated) = 1.48 W/kg

SAR(1 g) = 0.744 W/kg; SAR(10 g) = 0.377 W/kg



0 dB = 1.10 W/kg

DT&C Co., Ltd.

DUT: PM85; Type: Bar

Communication System: UID 0, W-LAN 5.2G(802.11a/n/ac) (0); Frequency: 5240 MHz; Duty Cycle: 1:1
Medium parameters used: $f = 5240$ MHz; $\sigma = 5.414$ S/m; $\epsilon_r = 50.294$; $\rho = 1000$ kg/m³
Phantom section: Flat Section

DASY5 Configuration:

Probe: EX3DV4 - SN3866; ConvF(4.69, 4.69, 4.69); Calibrated: 5/31/2018; Electronics: DAE4 Sn1391
Sensor-Surface: 1.4mm (Mechanical Surface Detection)
Phantom: Twin-SAM V5.0 ; Type: QD 000 P40 CD; Serial: 1679
Measurement SW: DASY52, Version 52.8 (8); SEMCAD X Version 14.6.10 (7331)

Test Date: 2019-01-23; Ambient Temp: 20.4; Tissue Temp: 20.7

1.0 cm space from Body, Rear, W-LAN(802.11a) Ch.48 , Ant Internal

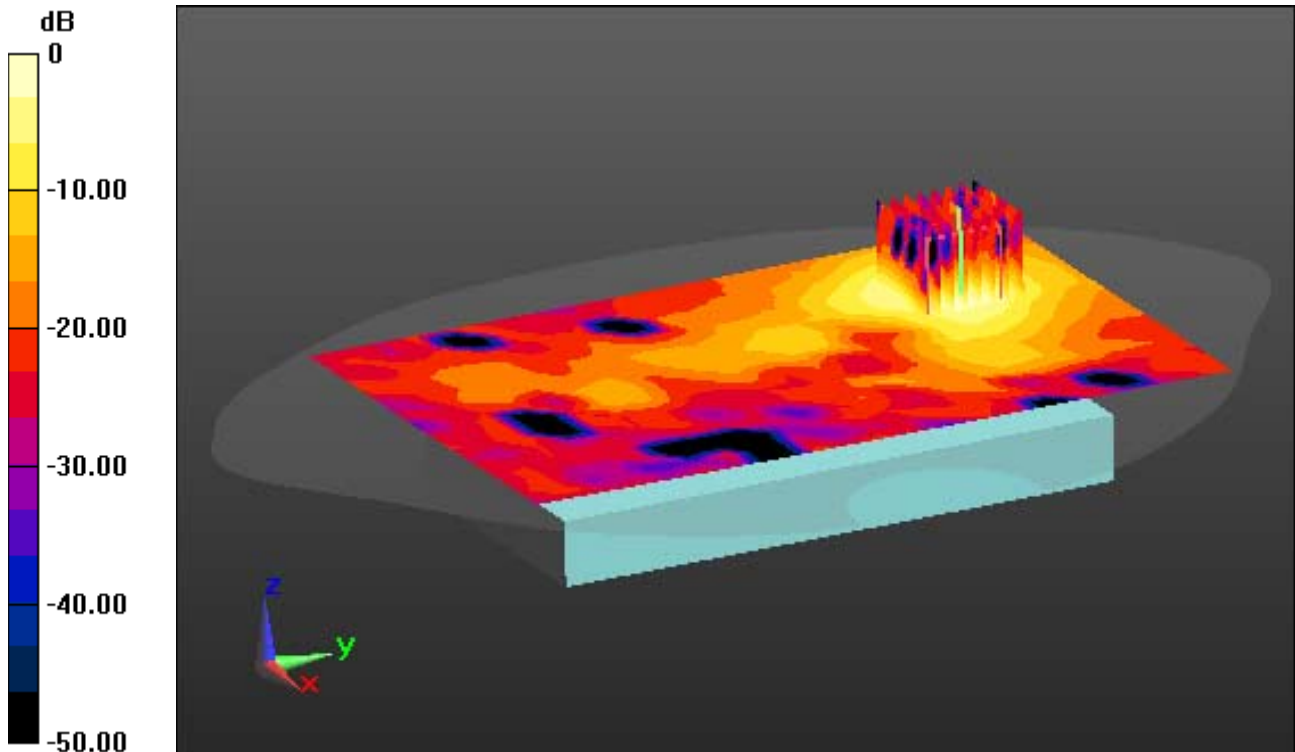
Area Scan (14x21x1): Measurement grid: dx=10mm, dy=10mm

Zoom Scan (8x8x7)/Cube 0: Measurement grid: dx=4mm, dy=4mm, dz=1.4mm, Graded Ratio: 1.4

Power Drift = -0.02 dB

Peak SAR (extrapolated) = 0.988 W/kg

SAR(1 g) = 0.257 W/kg; SAR(10 g) = 0.091 W/kg



0 dB = 0.605 W/kg

DT&C Co., Ltd.

DUT: PM85; Type: Bar

Communication System: UID 0, W-LAN_5300 (0); Frequency: 5300 MHz; Duty Cycle: 1:1

Medium parameters used: $f = 5300$ MHz; $\sigma = 5.544$ S/m; $\epsilon_r = 47.441$; $\rho = 1000$ kg/m³

Phantom section: Flat Section

DASY5 Configuration:

Probe: EX3DV4 - SN3866; ConvF(4.5, 4.5, 4.5); Calibrated: 5/31/2018; Electronics: DAE4 Sn1391

Sensor-Surface: 1.4mm (Mechanical Surface Detection)

Phantom: Twin-SAM V5.0 ; Type: QD 000 P40 CD; Serial: 1679

Measurement SW: DASY52, Version 52.8 (8); SEMCAD X Version 14.6.10 (7331)

Test Date: 2019-01-24; Ambient Temp: 20.4; Tissue Temp: 20.8

Touch from Body, Top, W-LAN(802.11a) Ch. 60, Ant Internal

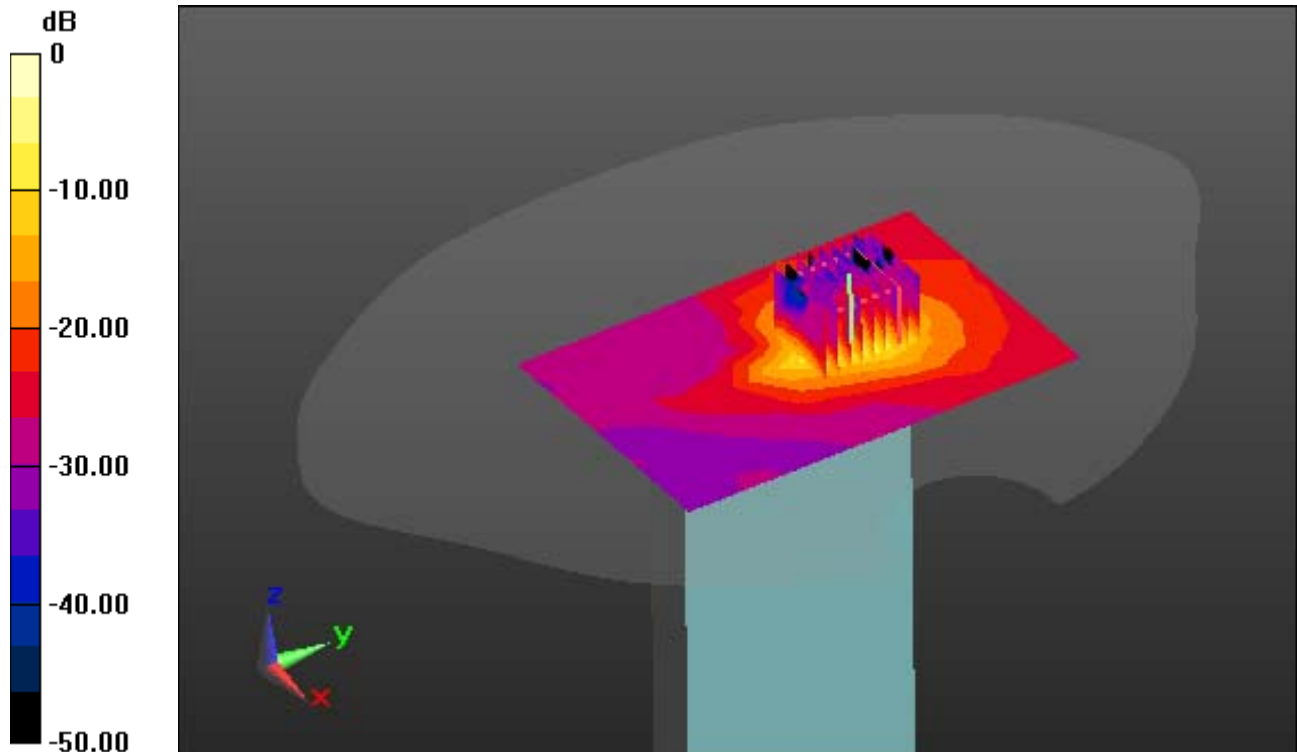
Area Scan (11x15x1): Measurement grid: dx=10mm, dy=10mm

Zoom Scan (8x9x7)/Cube 0: Measurement grid: dx=4mm, dy=4mm, dz=1.4mm, Graded Ratio: 1.4

Power Drift = -0.03 dB

Peak SAR (extrapolated) = 8.43 W/kg

SAR(1 g) = 1.61 W/kg; SAR(10 g) = 0.385 W/kg



0 dB = 4.36 W/kg

DT&C Co., Ltd.

DUT: PM85; Type: Bar

Communication System: UID 0, W-LAN_5600 (0); Frequency: 5700 MHz; Duty Cycle: 1:1

Medium parameters used: $f = 5700$ MHz; $\sigma = 5.697$ S/m; $\epsilon_r = 47.06$; $\rho = 1000$ kg/m³

Phantom section: Flat Section

DASY5 Configuration:

Probe: EX3DV4 - SN3866; ConvF(3.87, 3.87, 3.87); Calibrated: 5/31/2018; Electronics: DAE4 Sn1391

Sensor-Surface: 1.4mm (Mechanical Surface Detection)

Phantom: Twin-SAM V5.0 ; Type: QD 000 P40 CD; Serial: 1679

Measurement SW: DASY52, Version 52.8 (8); SEMCAD X Version 14.6.10 (7331)

Test Date: 2019-01-25; Ambient Temp: 20.6; Tissue Temp: 21.1

Touch from Body, Top, W-LAN(802.11a) Ch. 140, Ant Internal

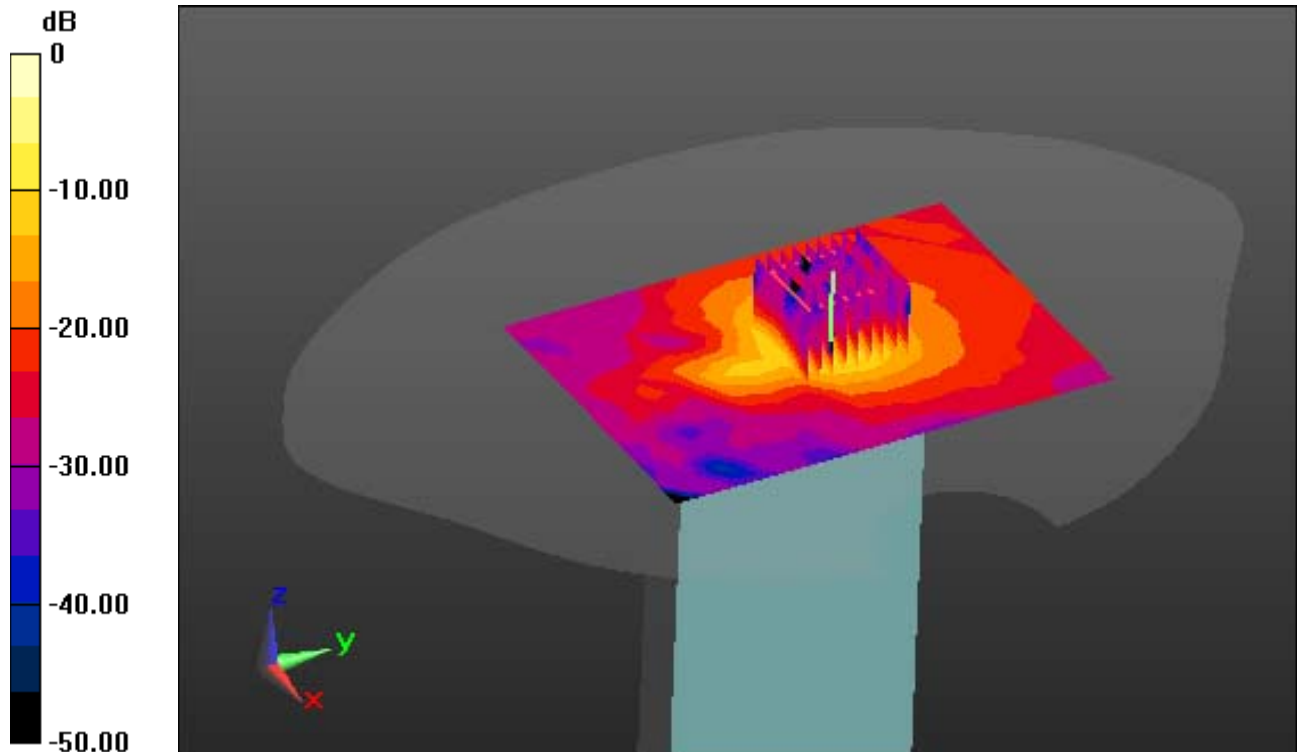
Area Scan (11x15x1): Measurement grid: dx=10mm, dy=10mm

Zoom Scan (9x9x7)/Cube 0: Measurement grid: dx=4mm, dy=4mm, dz=1.4mm, Graded Ratio: 1.4

Power Drift = -0.13 dB

Peak SAR (extrapolated) = 11.2 W/kg

SAR(1 g) = 2.03 W/kg; SAR(10 g) = 0.516 W/kg



0 dB = 5.47 W/kg