


SAR Test Setup Photographs

- Head SAR Test Photo
- Body SAR Test Photo
- Hand SAR Test Photo

■ **Test Setup Photo (Liquid depth)**



Note: The liquid depth is maintained at a minimum depth of 15 cm to minimize reflections from the upper surface.

■ Test Setup Photo (Head SAR Test Photo)



■ Test Setup Photo




■ **Test Setup Photo with extended battery**



■ Test Setup Photo (Head SAR Test Photo)



■ Test Setup Photo




■ Test Setup Photo with extended battery



■ Test Setup Photo (Body SAR Test Photo)




■ Test Setup Photo (Front)



■ Test Setup Photo (Rear)




■ Test Setup Photo (Rear) with extended battery




■ Test Setup Photo (Hand SAR Test Photo)



■ Test Setup Photo (Top)



■ Test Setup Photo (Bottom)



■ Test Setup Photo (Front)




■ Test Setup Photo (Rear)



■ Test Setup Photo (Rear) with extended battery



■ Test Setup Photo (Right)



■ Test Setup Photo (Left)

