

SAR Test Setup Photographs

- Head SAR Test Photo
- Body SAR Test Photo

■ Test Setup Photo (Liquid depth)




Note: The liquid depth is maintained at a minimum depth of 15 cm to minimize reflections from the upper surface.

■ Test Setup Photo (Head SAR Test Photo)



■ Test Setup Photo



■ Test Setup Photo (Head SAR Test Photo)





■ Test Setup Photo





■ Test Setup Photo (Body SAR Test Photo)




■ Test Setup Photo (Front)



■ Test Setup Photo (Rear)



■ Test Setup Photo (Rear) with foam block (Styrofoam)



■ Test Setup Photo (Rear) with headset

