

SAR Plots

- Verification Plots
- SAR Test Plots

DT&C Co., Ltd.

DUT: Dipole 750 MHz; Type: D750V3; Serial: D750V3 - SN: 1049

Communication System: CW (0); Frequency: 750 MHz; Duty Cycle: 1:1
Medium parameters used: $f = 750$ MHz; $\sigma = 0.891$ S/m; $\epsilon_r = 40.639$; $\rho = 1000$ kg/m³
Phantom section: Flat Section

DASY5 Configuration:

Probe: EX3DV4 - SN3866; ConvF(10.18, 10.18, 10.18); Calibrated: 5/31/2017; Electronics: DAE4 Sn1453
Phantom: SAM-twin right (20deg probe tilt)_2013_09_24; Type: QD000P40CD; Serial: TP:1783
Measurement SW: DASY52, Version 52.8 (8); SEMCAD X Version 14.6.10 (7331)

Test Date: 2017-07-10; Ambient Temp: 21.9; Tissue Temp: 21.7

750 MHz System Verification

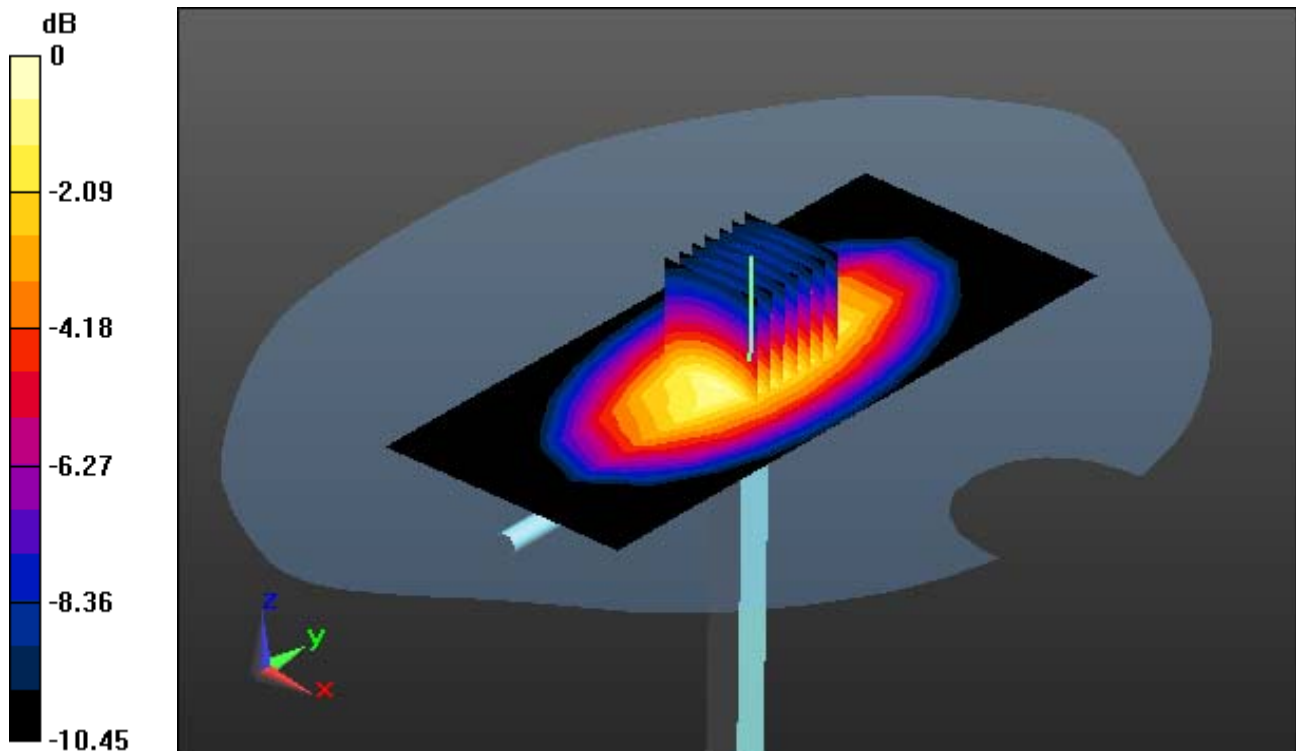
Area Scan (6x13x1): Measurement grid: dx=15mm, dy=15mm

Zoom Scan (7x7x7)/Cube 0: Measurement grid: dx=5mm, dy=5mm, dz=5mm

Power Drift = -0.10 dB

Peak SAR (extrapolated) = 3.42 W/kg

SAR(1 g) = 2.28 W/kg; SAR(10 g) = 1.47 W/kg



0 dB = 2.90 W/kg

DT&C Co., Ltd.

DUT: Dipole 750 MHz; Type: D750V3; Serial: D750V3 - SN: 1049

Communication System: CW (0); Frequency: 750 MHz; Duty Cycle: 1:1
Medium parameters used: $f = 750$ MHz; $\sigma = 0.891$ S/m; $\epsilon_r = 40.639$; $\rho = 1000$ kg/m³
Phantom section: Flat Section

DASY5 Configuration:

Probe: EX3DV4 - SN3866; ConvF(10.18, 10.18, 10.18); Calibrated: 5/31/2017; Electronics: DAE4 Sn1453
Phantom: SAM-twin right (20deg probe tilt)_2013_09_24; Type: QD000P40CD; Serial: TP:1783
Measurement SW: DASY52, Version 52.8 (8); SEMCAD X Version 14.6.10 (7331)

Test Date: 2017-07-10; Ambient Temp: 21.9; Tissue Temp: 21.7

750 MHz System Verification

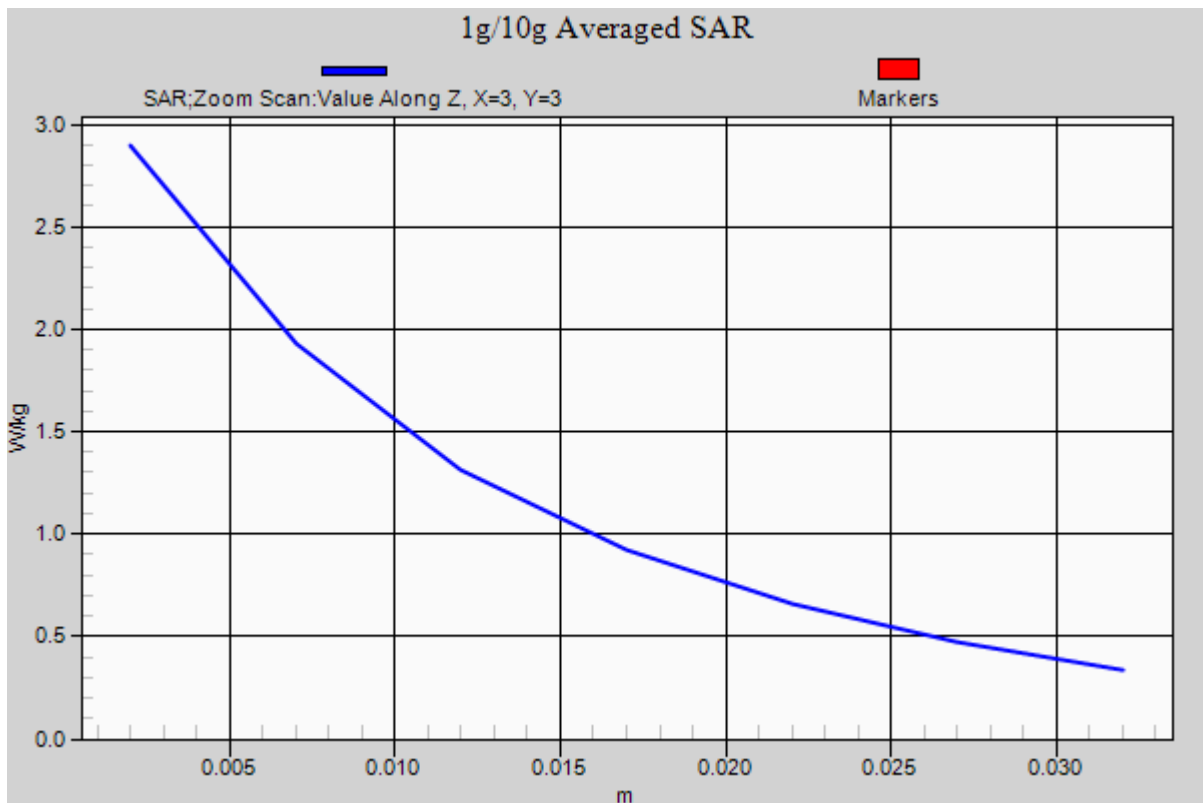
Area Scan (6x13x1): Measurement grid: dx=15mm, dy=15mm

Zoom Scan (7x7x7)/Cube 0: Measurement grid: dx=5mm, dy=5mm, dz=5mm

Power Drift = -0.10 dB

Peak SAR (extrapolated) = 3.42 W/kg

SAR(1 g) = 2.28 W/kg; SAR(10 g) = 1.47 W/kg



DT&C Co., Ltd.

DUT: Dipole 750 MHz; Type: D750V3; Serial: D750V3 - SN:1049

Communication System: CW (0); Frequency: 750 MHz; Duty Cycle: 1:1
Medium parameters used: $f = 750$ MHz; $\sigma = 0.961$ S/m; $\epsilon_r = 54.056$; $\rho = 1000$ kg/m³
Phantom section: Flat Section

DASY5 Configuration:

Probe: EX3DV4 - SN3866; ConvF(9.67, 9.67, 9.67); Calibrated: 5/31/2017; Electronics: DAE4 Sn1453
Phantom: SAM-twin right (20deg probe tilt)_2013_09_24; Type: QD000P40CD; Serial: TP:1783
Measurement SW: DASY52, Version 52.8 (8); SEMCAD X Version 14.6.10 (7331)

Test Date: 2017-07-10; Ambient Temp: 21.9; Tissue Temp: 21.5

750 MHz System Verification

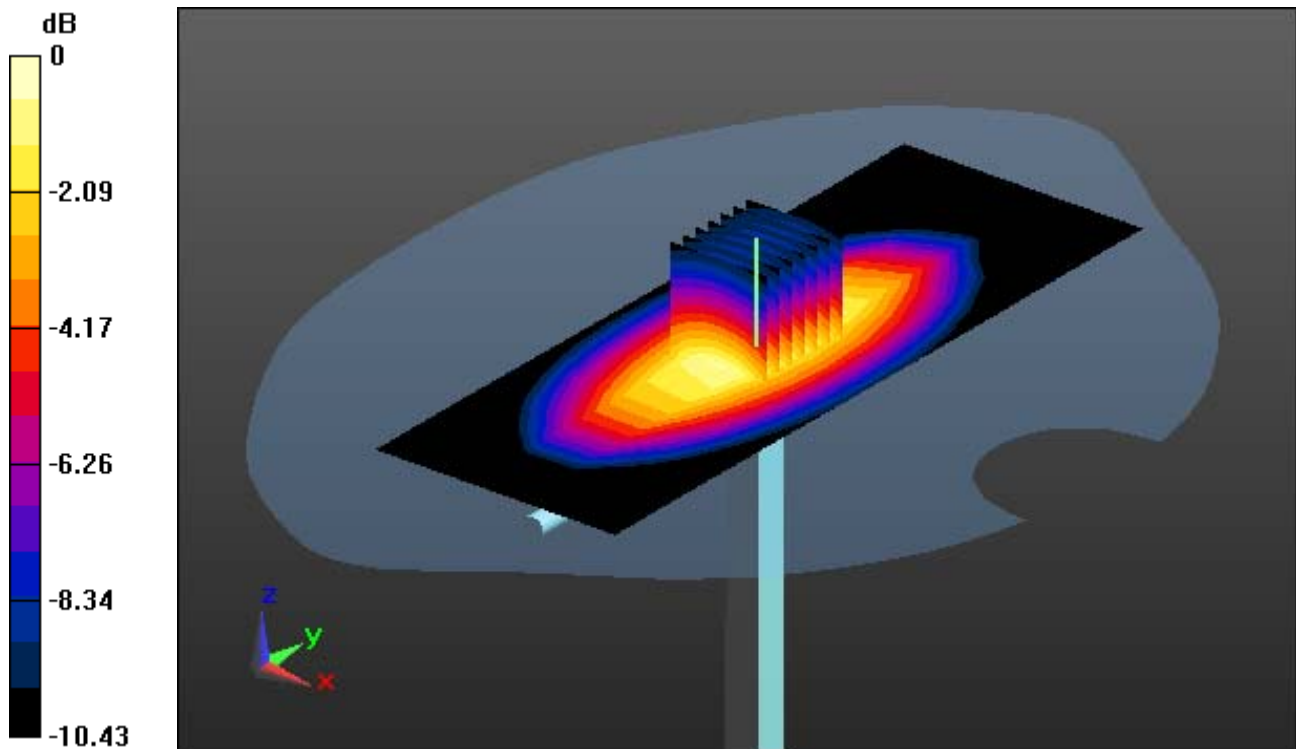
Area Scan (6x15x1): Measurement grid: dx=15mm, dy=15mm

Zoom Scan (7x7x7)/Cube 0: Measurement grid: dx=5mm, dy=5mm, dz=5mm

Power Drift = -0.04 dB

Peak SAR (extrapolated) = 3.16 W/kg

SAR(1 g) = 2.1 W/kg; SAR(10 g) = 1.38 W/kg



0 dB = 2.68 W/kg

DT&C Co., Ltd.

DUT: Dipole 750 MHz; Type: D750V3; Serial: D750V3 - SN:1049

Communication System: CW (0); Frequency: 750 MHz; Duty Cycle: 1:1
Medium parameters used: $f = 750$ MHz; $\sigma = 0.961$ S/m; $\epsilon_r = 54.056$; $\rho = 1000$ kg/m³
Phantom section: Flat Section

DASY5 Configuration:

Probe: EX3DV4 - SN3866; ConvF(9.67, 9.67, 9.67); Calibrated: 5/31/2017; Electronics: DAE4 Sn1453
Phantom: SAM-twin right (20deg probe tilt)_2013_09_24; Type: QD000P40CD; Serial: TP:1783
Measurement SW: DASY52, Version 52.8 (8); SEMCAD X Version 14.6.10 (7331)

Test Date: 2017-07-10; Ambient Temp: 21.9; Tissue Temp: 21.5

750 MHz System Verification

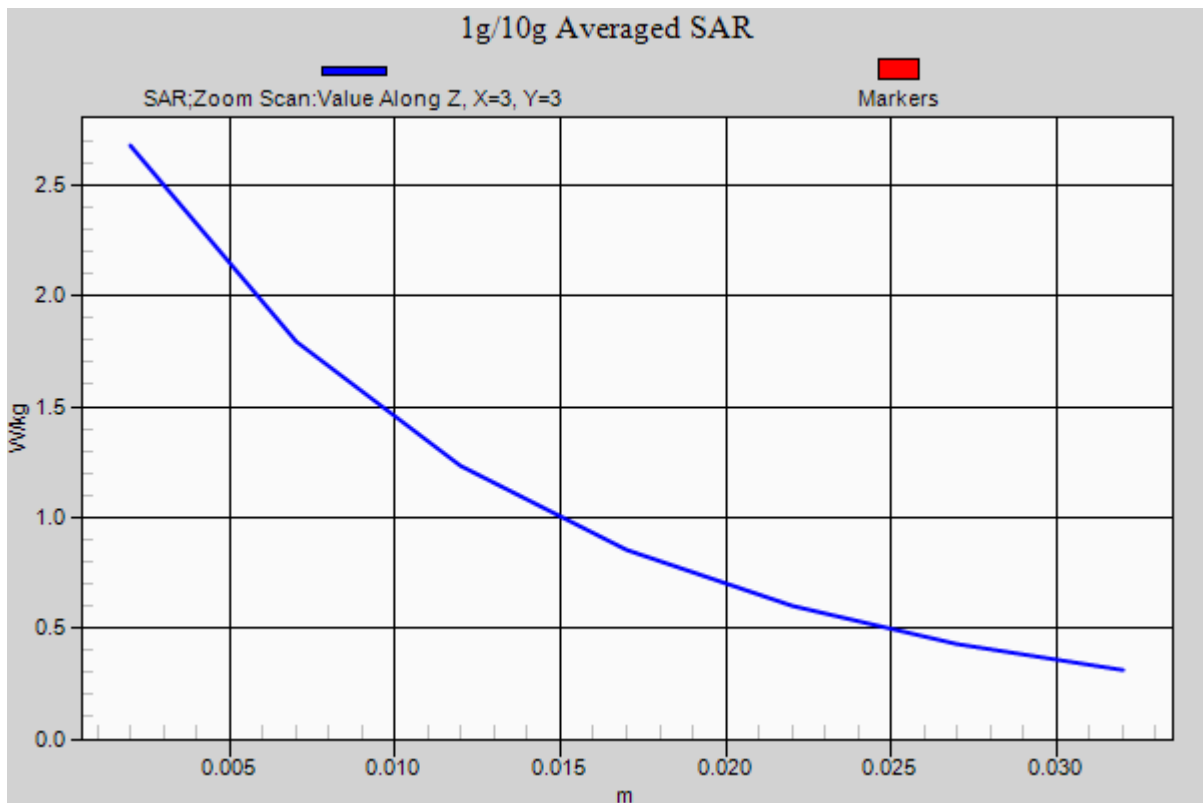
Area Scan (6x15x1): Measurement grid: dx=15mm, dy=15mm

Zoom Scan (7x7x7)/Cube 0: Measurement grid: dx=5mm, dy=5mm, dz=5mm

Power Drift = -0.04 dB

Peak SAR (extrapolated) = 3.16 W/kg

SAR(1 g) = 2.1 W/kg; SAR(10 g) = 1.38 W/kg



DT&C Co., Ltd.

DUT: Dipole 835 MHz; Type: D835V2; Serial: D835V2 - SN:4d159

Communication System: CW (0); Frequency: 835 MHz; Duty Cycle: 1:1
Medium parameters used: $f = 835$ MHz; $\sigma = 0.886$ S/m; $\epsilon_r = 40.022$; $\rho = 1000$ kg/m³
Phantom section: Flat Section

DASY5 Configuration:

Probe: EX3DV4 - SN3866; ConvF(9.6, 9.6, 9.6); Calibrated: 5/31/2017; Electronics: DAE4 Sn1453
Phantom: SAM-twin right (20deg probe tilt)_2013_09_24; Type: QD000P40CD; Serial: TP:1783
Measurement SW: DASY52, Version 52.8 (8); SEMCAD X Version 14.6.10 (7331)

Test Date: 2017-07-03; Ambient Temp: 22.1; Tissue Temp: 22.0

835 MHz System Verification

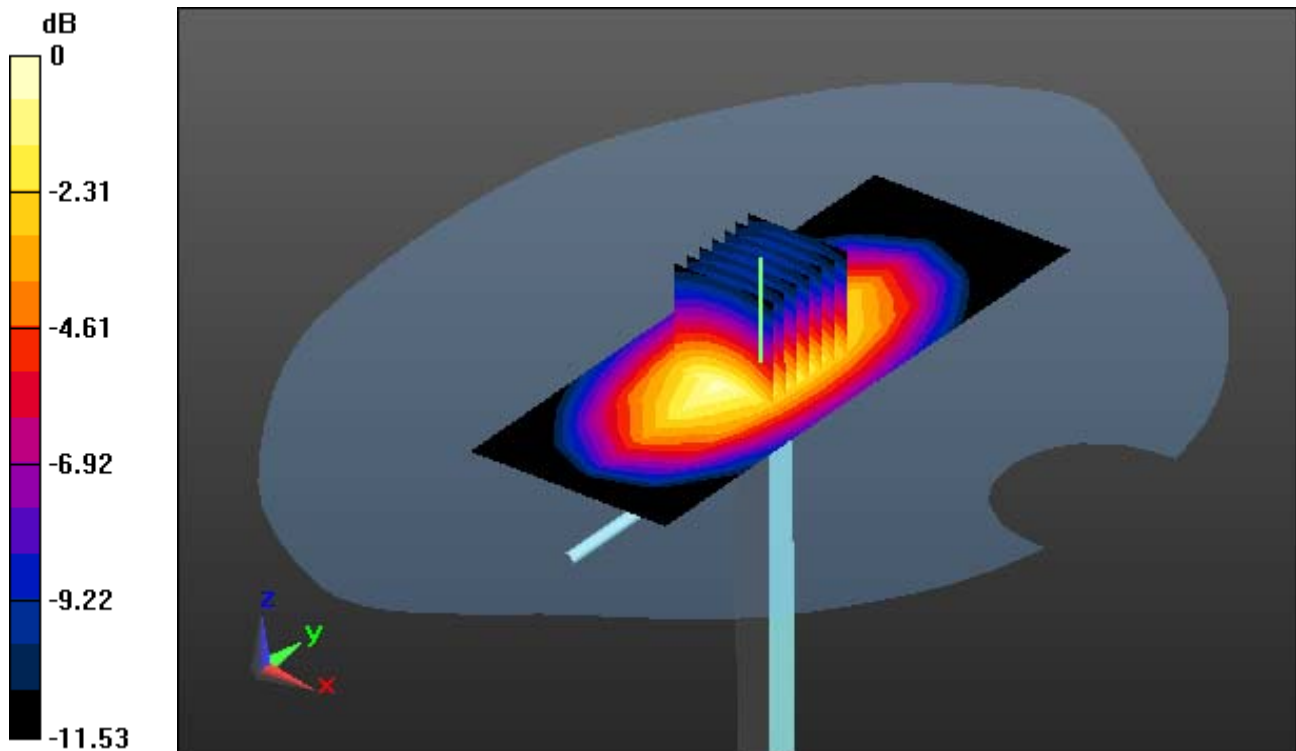
Area Scan (5x12x1): Measurement grid: dx=15mm, dy=15mm

Zoom Scan (7x7x7)/Cube 0: Measurement grid: dx=5mm, dy=5mm, dz=5mm

Power Drift = 0.00 dB

Peak SAR (extrapolated) = 3.61 W/kg

SAR(1 g) = 2.34 W/kg; SAR(10 g) = 1.48 W/kg



DT&C Co., Ltd.

DUT: Dipole 835 MHz; Type: D835V2; Serial: D835V2 - SN:4d159

Communication System: CW (0); Frequency: 835 MHz; Duty Cycle: 1:1
Medium parameters used: $f = 835$ MHz; $\sigma = 0.886$ S/m; $\epsilon_r = 40.022$; $\rho = 1000$ kg/m³
Phantom section: Flat Section

DASY5 Configuration:

Probe: EX3DV4 - SN3866; ConvF(9.6, 9.6, 9.6); Calibrated: 5/31/2017; Electronics: DAE4 Sn1453
Phantom: SAM-twin right (20deg probe tilt)_2013_09_24; Type: QD000P40CD; Serial: TP:1783
Measurement SW: DASY52, Version 52.8 (8); SEMCAD X Version 14.6.10 (7331)

Test Date: 2017-07-03; Ambient Temp: 22.1; Tissue Temp: 22.0

835 MHz System Verification

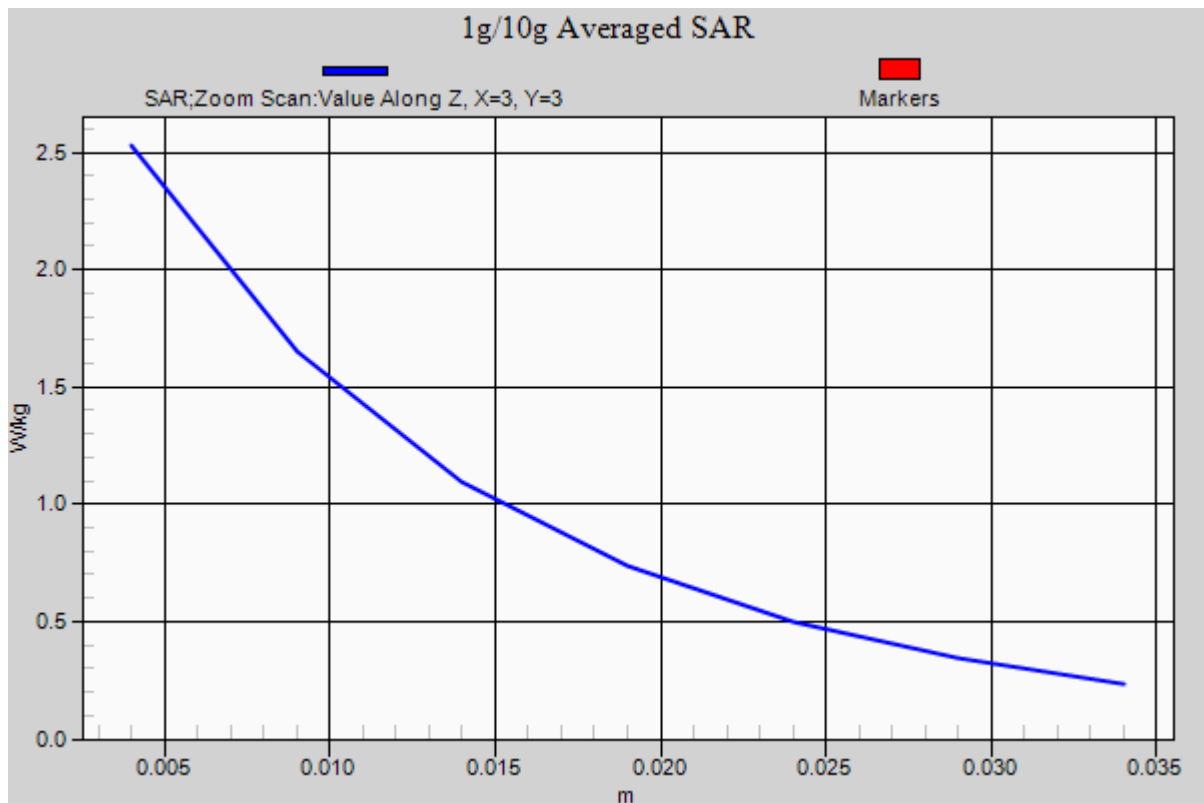
Area Scan (5x12x1): Measurement grid: dx=15mm, dy=15mm

Zoom Scan (7x7x7)/Cube 0: Measurement grid: dx=5mm, dy=5mm, dz=5mm

Power Drift = 0.00 dB

Peak SAR (extrapolated) = 3.61 W/kg

SAR(1 g) = 2.34 W/kg; SAR(10 g) = 1.48 W/kg



DT&C Co., Ltd.

DUT: Dipole 835 MHz; Type: D835V2; Serial: D835V2 - SN:4d159

Communication System: CW (0); Frequency: 835 MHz; Duty Cycle: 1:1
Medium parameters used: $f = 835$ MHz; $\sigma = 1.007$ S/m; $\epsilon_r = 53.218$; $\rho = 1000$ kg/m³
Phantom section: Flat Section

DASY5 Configuration:

Probe: EX3DV4 - SN3866; ConvF(9.44, 9.44, 9.44); Calibrated: 5/31/2017; Electronics: DAE4 Sn1453
Phantom: SAM-twin right (20deg probe tilt)_2013_09_24; Type: QD000P40CD; Serial: TP:1783
Measurement SW: DASY52, Version 52.8 (8); SEMCAD X Version 14.6.10 (7331)

Test Date: 2017-07-03; Ambient Temp: 22.1; Tissue Temp: 22.2

835 MHz System Verification

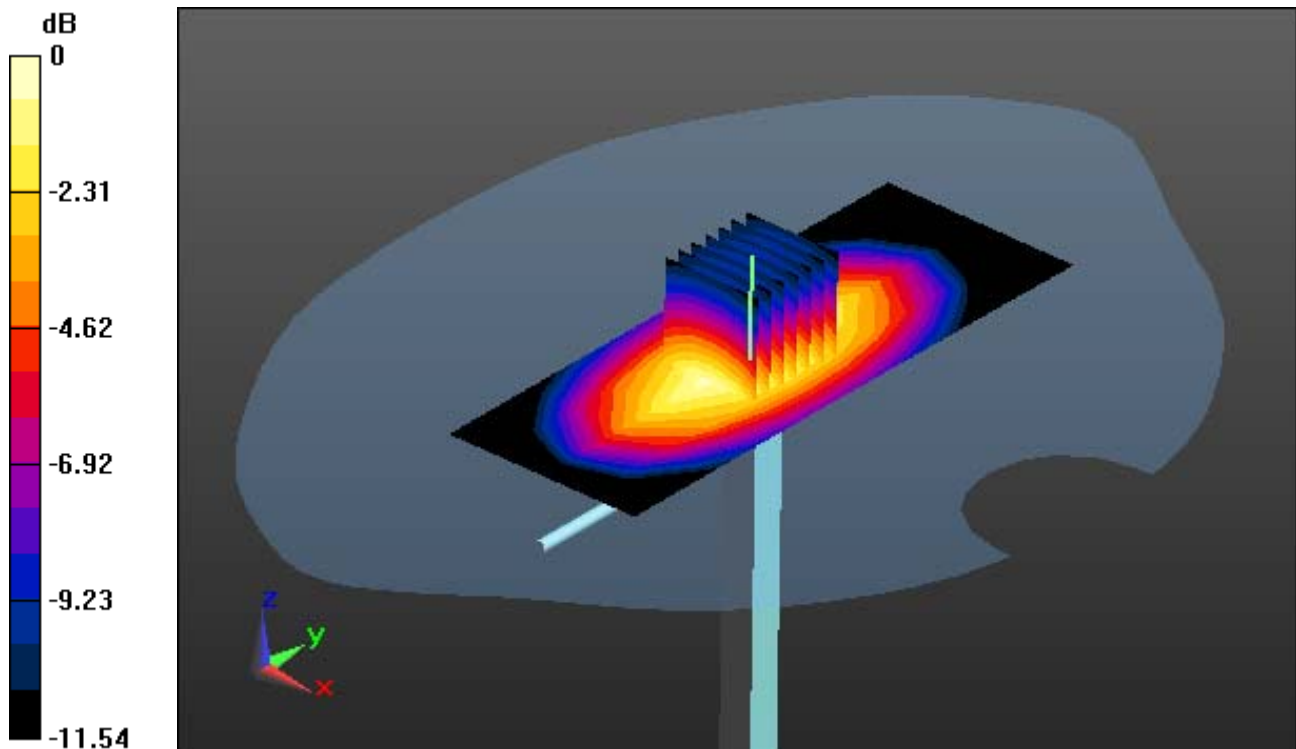
Area Scan (5x12x1): Measurement grid: dx=15mm, dy=15mm

Zoom Scan (7x7x7)/Cube 0: Measurement grid: dx=5mm, dy=5mm, dz=5mm

Power Drift = -0.01 dB

Peak SAR (extrapolated) = 3.83 W/kg

SAR(1 g) = 2.49 W/kg; SAR(10 g) = 1.58 W/kg



0 dB = 2.70 W/kg

DT&C Co., Ltd.

DUT: Dipole 835 MHz; Type: D835V2; Serial: D835V2 - SN:4d159

Communication System: CW (0); Frequency: 835 MHz; Duty Cycle: 1:1
Medium parameters used: $f = 835$ MHz; $\sigma = 1.007$ S/m; $\epsilon_r = 53.218$; $\rho = 1000$ kg/m³
Phantom section: Flat Section

DASY5 Configuration:

Probe: EX3DV4 - SN3866; ConvF(9.44, 9.44, 9.44); Calibrated: 5/31/2017; Electronics: DAE4 Sn1453
Phantom: SAM-twin right (20deg probe tilt)_2013_09_24; Type: QD000P40CD; Serial: TP:1783
Measurement SW: DASY52, Version 52.8 (8); SEMCAD X Version 14.6.10 (7331)

Test Date: 2017-07-03; Ambient Temp: 22.1; Tissue Temp: 22.2

835 MHz System Verification

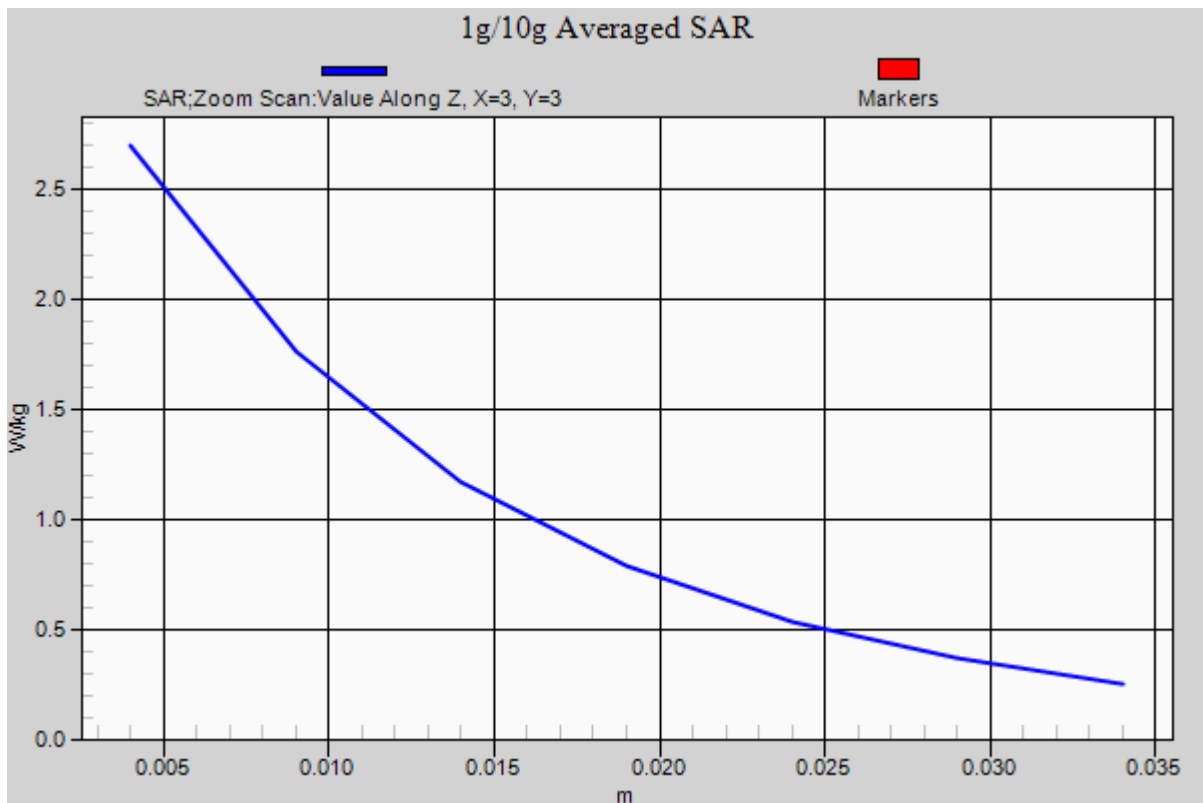
Area Scan (5x12x1): Measurement grid: dx=15mm, dy=15mm

Zoom Scan (7x7x7)/Cube 0: Measurement grid: dx=5mm, dy=5mm, dz=5mm

Power Drift = -0.01 dB

Peak SAR (extrapolated) = 3.83 W/kg

SAR(1 g) = 2.49 W/kg; SAR(10 g) = 1.58 W/kg



DT&C Co., Ltd.

DUT: Dipole 835 MHz; Type: D835V2; Serial: D835V2 - SN:4d159

Communication System: CW (0); Frequency: 835 MHz; Duty Cycle: 1:1
Medium parameters used: $f = 835$ MHz; $\sigma = 0.881$ S/m; $\epsilon_r = 40.105$; $\rho = 1000$ kg/m³
Phantom section: Flat Section

DASY5 Configuration:

Probe: EX3DV4 - SN3866; ConvF(9.6, 9.6, 9.6); Calibrated: 5/31/2017; Electronics: DAE4 Sn1453
Phantom: SAM-twin right (20deg probe tilt)_2013_09_24; Type: QD000P40CD; Serial: TP:1783
Measurement SW: DASY52, Version 52.8 (8); SEMCAD X Version 14.6.10 (7331)

Test Date: 2017-07-06; Ambient Temp: 21.7; Tissue Temp: 21.5

835 MHz System Verification

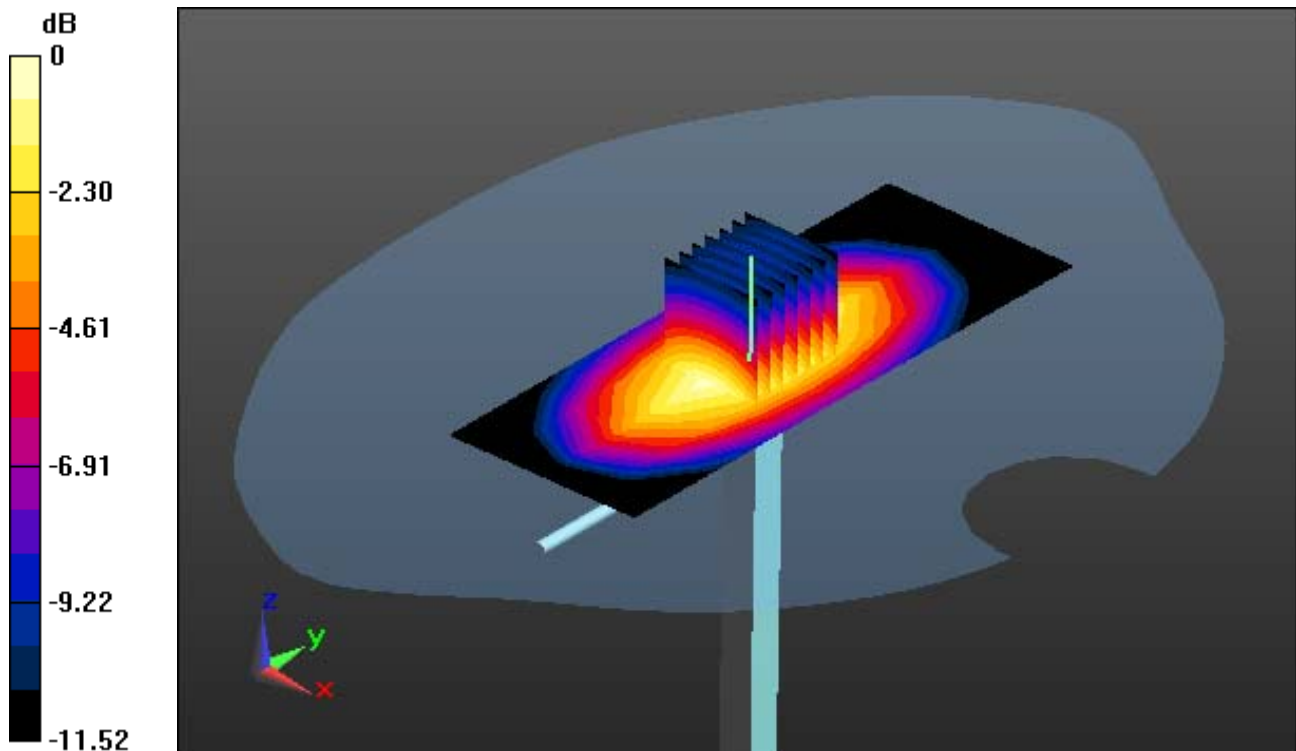
Area Scan (5x12x1): Measurement grid: dx=15mm, dy=15mm

Zoom Scan (7x7x7)/Cube 0: Measurement grid: dx=5mm, dy=5mm, dz=5mm

Power Drift = -0.01 dB

Peak SAR (extrapolated) = 3.56 W/kg

SAR(1 g) = 2.31 W/kg; SAR(10 g) = 1.47 W/kg



0 dB = 2.50 W/kg

DT&C Co., Ltd.

DUT: Dipole 835 MHz; Type: D835V2; Serial: D835V2 - SN:4d159

Communication System: CW (0); Frequency: 835 MHz; Duty Cycle: 1:1
Medium parameters used: $f = 835$ MHz; $\sigma = 0.881$ S/m; $\epsilon_r = 40.105$; $\rho = 1000$ kg/m³
Phantom section: Flat Section

DASY5 Configuration:

Probe: EX3DV4 - SN3866; ConvF(9.6, 9.6, 9.6); Calibrated: 5/31/2017; Electronics: DAE4 Sn1453
Phantom: SAM-twin right (20deg probe tilt)_2013_09_24; Type: QD000P40CD; Serial: TP:1783
Measurement SW: DASY52, Version 52.8 (8); SEMCAD X Version 14.6.10 (7331)

Test Date: 2017-07-06; Ambient Temp: 21.7; Tissue Temp: 21.5

835 MHz System Verification

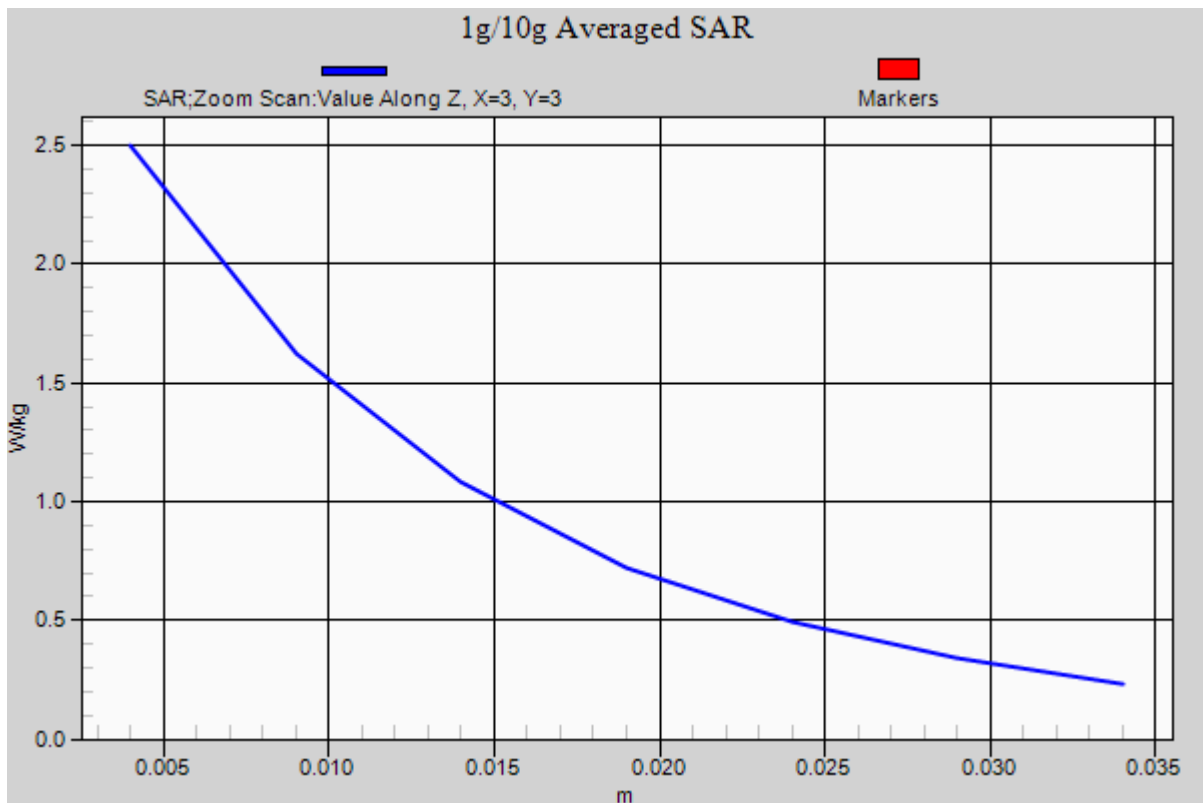
Area Scan (5x12x1): Measurement grid: dx=15mm, dy=15mm

Zoom Scan (7x7x7)/Cube 0: Measurement grid: dx=5mm, dy=5mm, dz=5mm

Power Drift = -0.01 dB

Peak SAR (extrapolated) = 3.56 W/kg

SAR(1 g) = 2.31 W/kg; SAR(10 g) = 1.47 W/kg



DT&C Co., Ltd.

DUT: Dipole 835 MHz; Type: D835V2; Serial: D835V2 - SN:4d159

Communication System: CW (0); Frequency: 835 MHz; Duty Cycle: 1:1
Medium parameters used: $f = 835$ MHz; $\sigma = 1.005$ S/m; $\epsilon_r = 53.348$; $\rho = 1000$ kg/m³
Phantom section: Flat Section

DASY5 Configuration:

Probe: EX3DV4 - SN3866; ConvF(9.44, 9.44, 9.44); Calibrated: 5/31/2017; Electronics: DAE4 Sn1453
Phantom: SAM-twin right (20deg probe tilt)_2013_09_24; Type: QD000P40CD; Serial: TP:1783
Measurement SW: DASY52, Version 52.8 (8); SEMCAD X Version 14.6.10 (7331)

Test Date: 2017-07-06; Ambient Temp: 21.7; Tissue Temp: 21.8

835 MHz System Verification

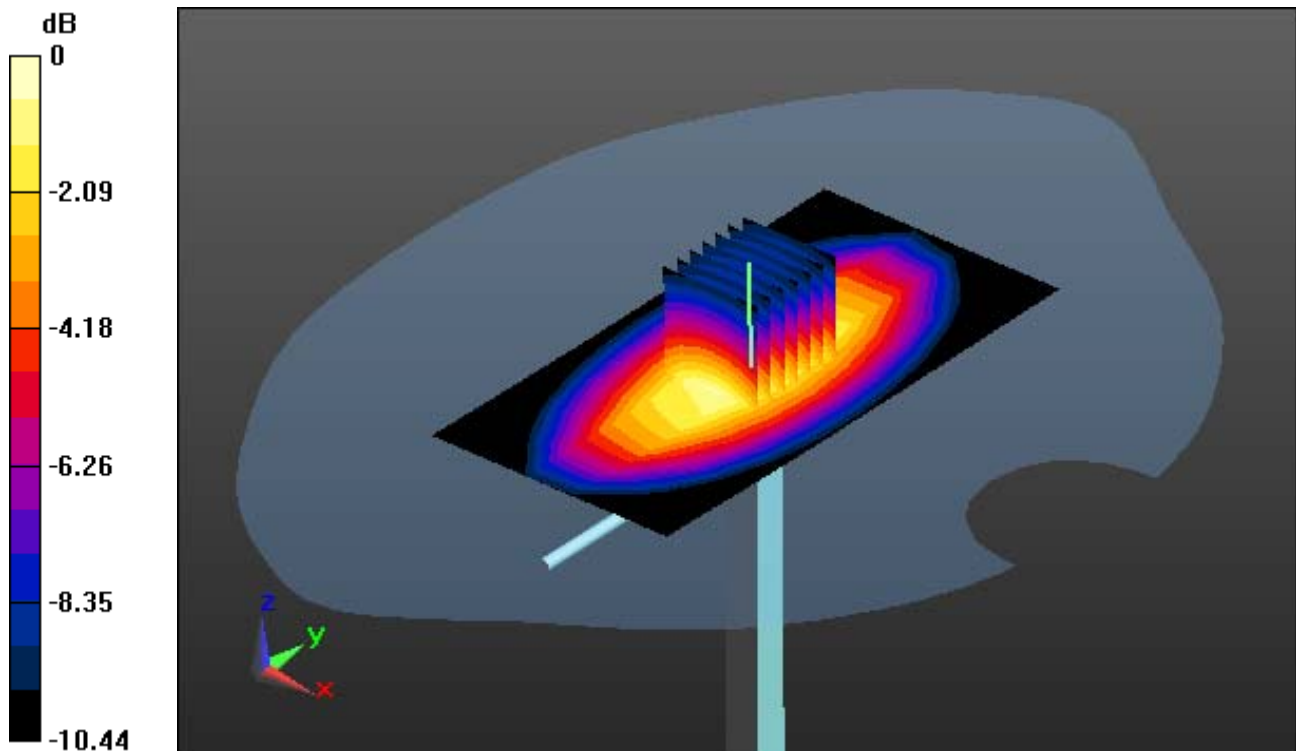
Area Scan (6x11x1): Measurement grid: dx=15mm, dy=15mm

Zoom Scan (7x7x7)/Cube 0: Measurement grid: dx=5mm, dy=5mm, dz=5mm

Power Drift = -0.07 dB

Peak SAR (extrapolated) = 3.43 W/kg

SAR(1 g) = 2.28 W/kg; SAR(10 g) = 1.49 W/kg



0 dB = 2.77 W/kg

DT&C Co., Ltd.

DUT: Dipole 835 MHz; Type: D835V2; Serial: D835V2 - SN:4d159

Communication System: CW (0); Frequency: 835 MHz; Duty Cycle: 1:1
Medium parameters used: $f = 835$ MHz; $\sigma = 1.005$ S/m; $\epsilon_r = 53.348$; $\rho = 1000$ kg/m³
Phantom section: Flat Section

DASY5 Configuration:

Probe: EX3DV4 - SN3866; ConvF(9.44, 9.44, 9.44); Calibrated: 5/31/2017; Electronics: DAE4 Sn1453
Phantom: SAM-twin right (20deg probe tilt)_2013_09_24; Type: QD000P40CD; Serial: TP:1783
Measurement SW: DASY52, Version 52.8 (8); SEMCAD X Version 14.6.10 (7331)

Test Date: 2017-07-06; Ambient Temp: 21.7; Tissue Temp: 21.8

835 MHz System Verification

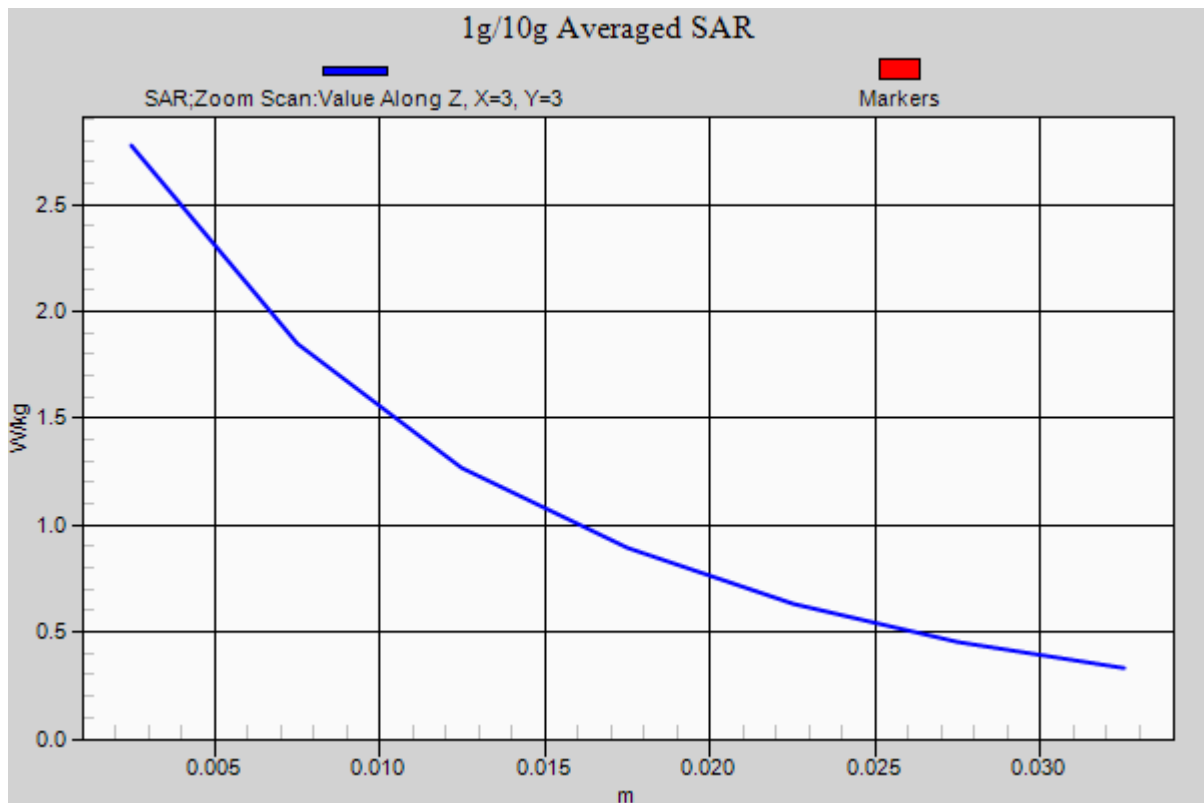
Area Scan (6x11x1): Measurement grid: dx=15mm, dy=15mm

Zoom Scan (7x7x7)/Cube 0: Measurement grid: dx=5mm, dy=5mm, dz=5mm

Power Drift = -0.07 dB

Peak SAR (extrapolated) = 3.43 W/kg

SAR(1 g) = 2.28 W/kg; SAR(10 g) = 1.49 W/kg



DT&C Co., Ltd.

DUT: Dipole 1900 MHz; Type: D1900V2; Serial: D1900V2 - SN:5d176

Communication System: CW (0); Frequency: 1900 MHz; Duty Cycle: 1:1
Medium parameters used: $f = 1900$ MHz; $\sigma = 1.403$ S/m; $\epsilon_r = 39.437$; $\rho = 1000$ kg/m³
Phantom section: Flat Section

DASY5 Configuration:

Probe: EX3DV4 - SN3866; ConvF(7.93, 7.93, 7.93); Calibrated: 5/31/2017; Electronics: DAE4 Sn1453
Phantom: SAM-twin middle(20deg probe tilt)_2013_09_24; Type: QD000P40CD; Serial: 1782
Measurement SW: DASY52, Version 52.8 (8); SEMCAD X Version 14.6.10 (7331)

Test Date: 2017-07-04; Ambient Temp: 21.9; Tissue Temp: 21.8

1900 MHz System Verification

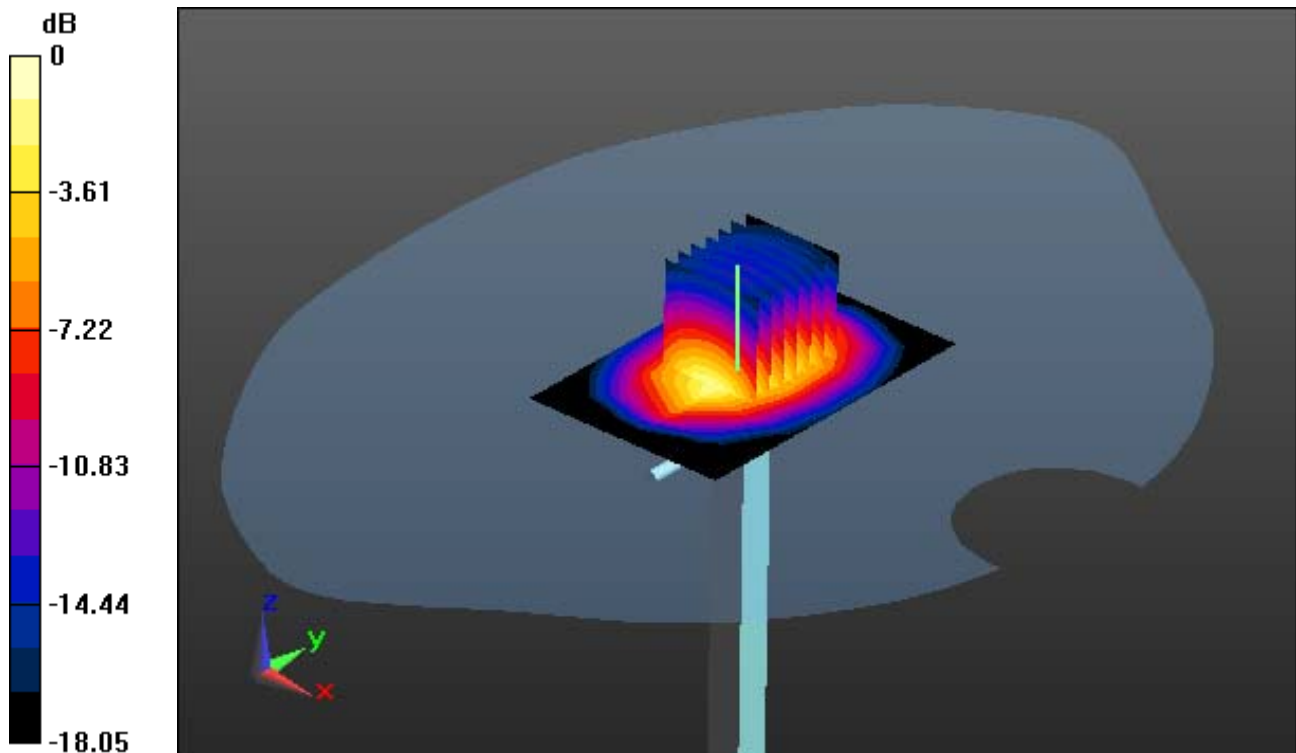
Area Scan (5x7x1): Measurement grid: dx=15mm, dy=15mm

Zoom Scan (7x7x7)/Cube 0: Measurement grid: dx=5mm, dy=5mm, dz=5mm

Power Drift = 0.06 dB

Peak SAR (extrapolated) = 18.8 W/kg

SAR(1 g) = 9.99 W/kg; SAR(10 g) = 5.2 W/kg



0 dB = 14.4 W/kg

DT&C Co., Ltd.

DUT: Dipole 1900 MHz; Type: D1900V2; Serial: D1900V2 - SN:5d176

Communication System: CW (0); Frequency: 1900 MHz; Duty Cycle: 1:1
Medium parameters used: $f = 1900$ MHz; $\sigma = 1.403$ S/m; $\epsilon_r = 39.437$; $\rho = 1000$ kg/m³
Phantom section: Flat Section

DASY5 Configuration:

Probe: EX3DV4 - SN3866; ConvF(7.93, 7.93, 7.93); Calibrated: 5/31/2017; Electronics: DAE4 Sn1453
Phantom: SAM-twin middle(20deg probe tilt)_2013_09_24; Type: QD000P40CD; Serial: 1782
Measurement SW: DASY52, Version 52.8 (8); SEMCAD X Version 14.6.10 (7331)

Test Date: 2017-07-04; Ambient Temp: 21.9; Tissue Temp: 21.8

1900 MHz System Verification

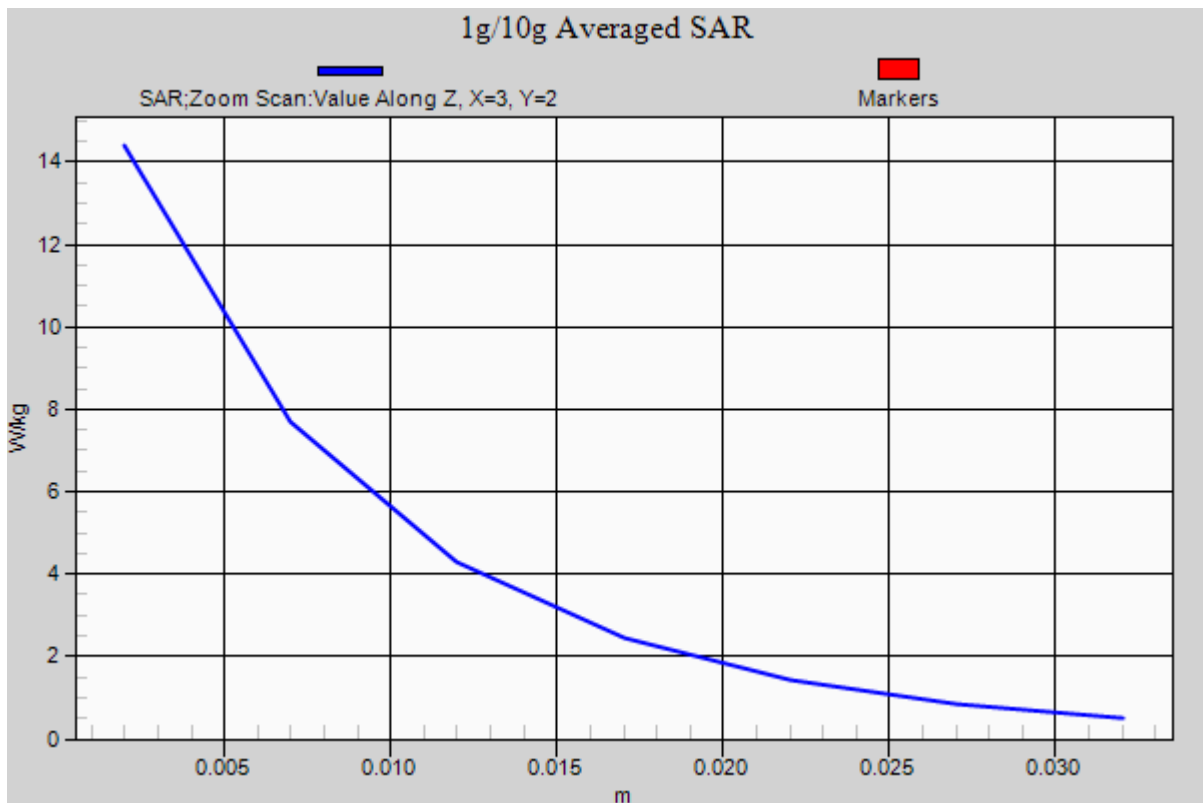
Area Scan (5x7x1): Measurement grid: dx=15mm, dy=15mm

Zoom Scan (7x7x7)/Cube 0: Measurement grid: dx=5mm, dy=5mm, dz=5mm

Power Drift = 0.06 dB

Peak SAR (extrapolated) = 18.8 W/kg

SAR(1 g) = 9.99 W/kg; SAR(10 g) = 5.2 W/kg



DT&C Co., Ltd.

DUT: Dipole 1900 MHz; Type: D1900V2; Serial: D1900V2 - SN:5d176

Communication System: CW (0); Frequency: 1900 MHz; Duty Cycle: 1:1
Medium parameters used: $f = 1900$ MHz; $\sigma = 1.565$ S/m; $\epsilon_r = 51.362$; $\rho = 1000$ kg/m³
Phantom section: Flat Section

DASY5 Configuration:

Probe: EX3DV4 - SN3866; ConvF(7.83, 7.83, 7.83); Calibrated: 5/31/2017; Electronics: DAE4 Sn1453
Phantom: SAM-twin middle(20deg probe tilt)_2013_09_24; Type: QD000P40CD; Serial: 1782
Measurement SW: DASY52, Version 52.8 (8); SEMCAD X Version 14.6.10 (7331)

Test Date: 2017-07-04; Ambient Temp: 21.9; Tissue Temp: 21.6

1900 MHz System Verification

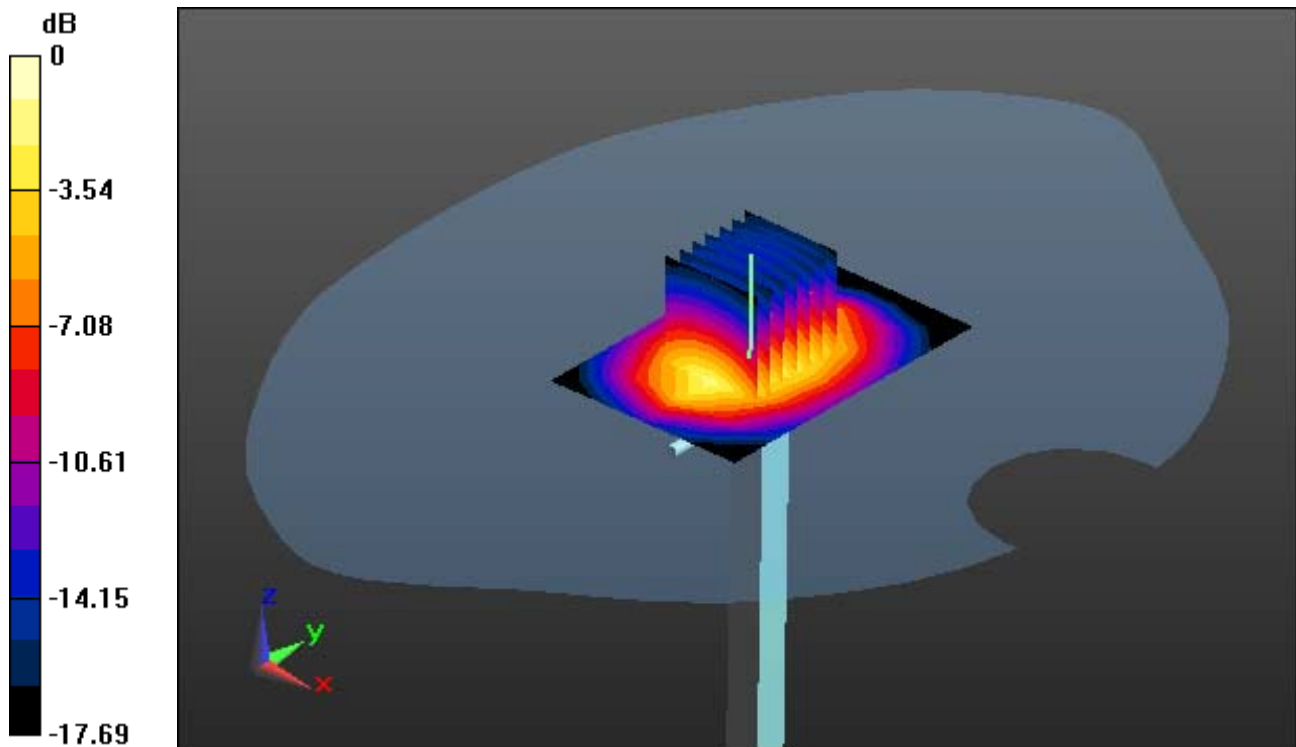
Area Scan (5x7x1): Measurement grid: dx=15mm, dy=15mm

Zoom Scan (7x7x7)/Cube 0: Measurement grid: dx=5mm, dy=5mm, dz=5mm

Power Drift = -0.02 dB

Peak SAR (extrapolated) = 18.6 W/kg

SAR(1 g) = 9.98 W/kg; SAR(10 g) = 5.34 W/kg



0 dB = 13.7 W/kg

DT&C Co., Ltd.

DUT: Dipole 1900 MHz; Type: D1900V2; Serial: D1900V2 - SN:5d176

Communication System: CW (0); Frequency: 1900 MHz; Duty Cycle: 1:1
Medium parameters used: $f = 1900$ MHz; $\sigma = 1.565$ S/m; $\epsilon_r = 51.362$; $\rho = 1000$ kg/m³
Phantom section: Flat Section

DASY5 Configuration:

Probe: EX3DV4 - SN3866; ConvF(7.83, 7.83, 7.83); Calibrated: 5/31/2017; Electronics: DAE4 Sn1453
Phantom: SAM-twin middle(20deg probe tilt)_2013_09_24; Type: QD000P40CD; Serial: 1782
Measurement SW: DASY52, Version 52.8 (8); SEMCAD X Version 14.6.10 (7331)

Test Date: 2017-07-04; Ambient Temp: 21.9; Tissue Temp: 21.6

1900 MHz System Verification

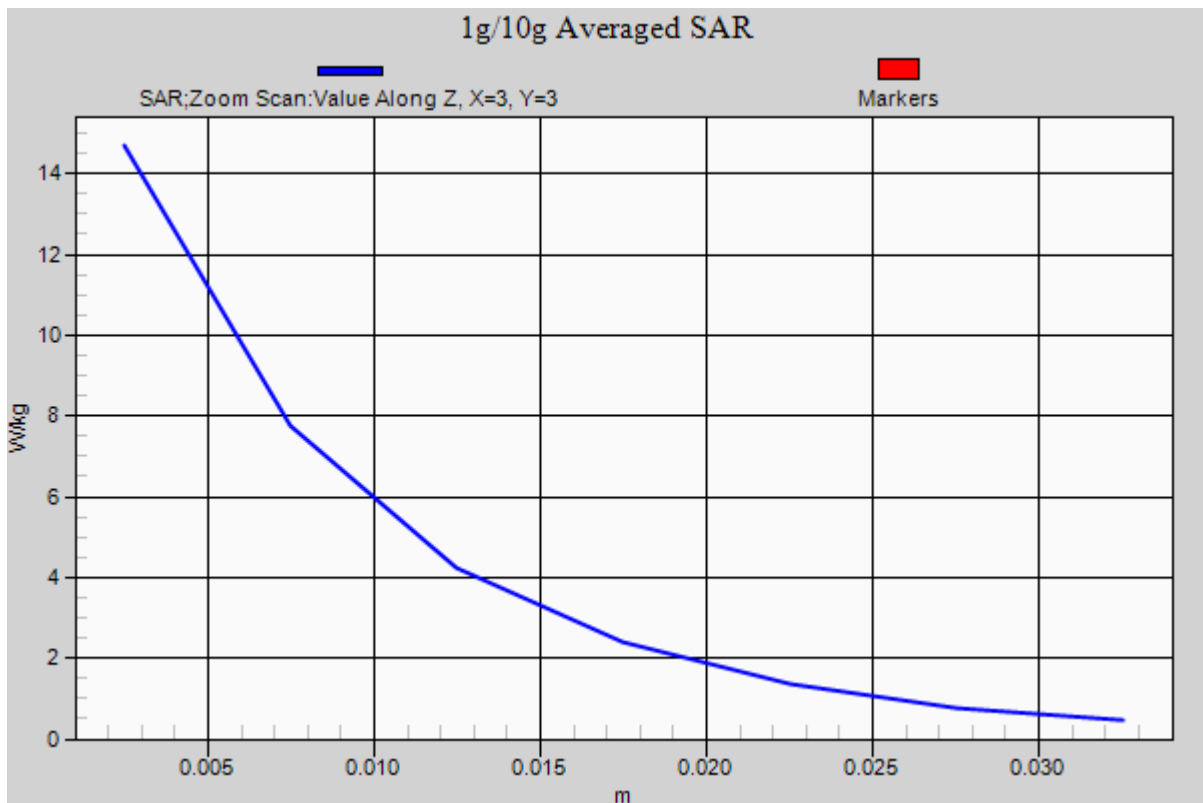
Area Scan (5x7x1): Measurement grid: dx=15mm, dy=15mm

Zoom Scan (7x7x7)/Cube 0: Measurement grid: dx=5mm, dy=5mm, dz=5mm

Power Drift = -0.02 dB

Peak SAR (extrapolated) = 18.6 W/kg

SAR(1 g) = 9.98 W/kg; SAR(10 g) = 5.34 W/kg



DT&C Co., Ltd.

DUT: Dipole 1900 MHz; Type: D1900V2; Serial: D1900V2 - SN:5d176

Communication System: CW (0); Frequency: 1900 MHz; Duty Cycle: 1:1
Medium parameters used: $f = 1900$ MHz; $\sigma = 1.405$ S/m; $\epsilon_r = 39.693$; $\rho = 1000$ kg/m³
Phantom section: Flat Section

DASY5 Configuration:

Probe: EX3DV4 - SN3866; ConvF(7.93, 7.93, 7.93); Calibrated: 5/31/2017; Electronics: DAE4 Sn1453
Phantom: SAM-twin middle(20deg probe tilt)_2013_09_24; Type: QD000P40CD; Serial: 1782
Measurement SW: DASY52, Version 52.8 (8); SEMCAD X Version 14.6.10 (7331)

Test Date: 2017-07-05; Ambient Temp: 22.0; Tissue Temp: 21.7

1900 MHz System Verification

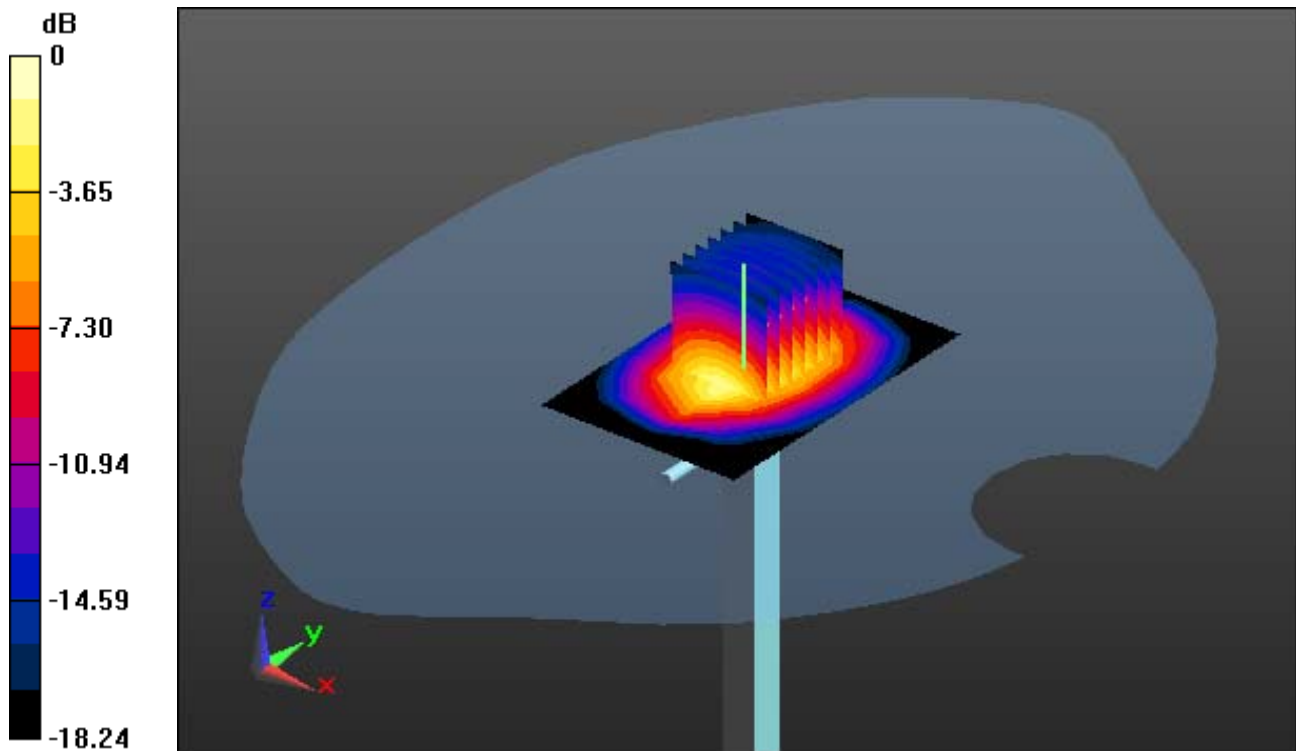
Area Scan (5x7x1): Measurement grid: dx=15mm, dy=15mm

Zoom Scan (7x7x7)/Cube 0: Measurement grid: dx=5mm, dy=5mm, dz=5mm

Power Drift = 0.04 dB

Peak SAR (extrapolated) = 19.4 W/kg

SAR(1 g) = 10.3 W/kg; SAR(10 g) = 5.34 W/kg



0 dB = 14.8 W/kg

DT&C Co., Ltd.

DUT: Dipole 1900 MHz; Type: D1900V2; Serial: D1900V2 - SN:5d176

Communication System: CW (0); Frequency: 1900 MHz; Duty Cycle: 1:1
Medium parameters used: $f = 1900$ MHz; $\sigma = 1.405$ S/m; $\epsilon_r = 39.693$; $\rho = 1000$ kg/m³
Phantom section: Flat Section

DASY5 Configuration:

Probe: EX3DV4 - SN3866; ConvF(7.93, 7.93, 7.93); Calibrated: 5/31/2017; Electronics: DAE4 Sn1453
Phantom: SAM-twin middle(20deg probe tilt)_2013_09_24; Type: QD000P40CD; Serial: 1782
Measurement SW: DASY52, Version 52.8 (8); SEMCAD X Version 14.6.10 (7331)

Test Date: 2017-07-05; Ambient Temp: 22.0; Tissue Temp: 21.7

1900 MHz System Verification

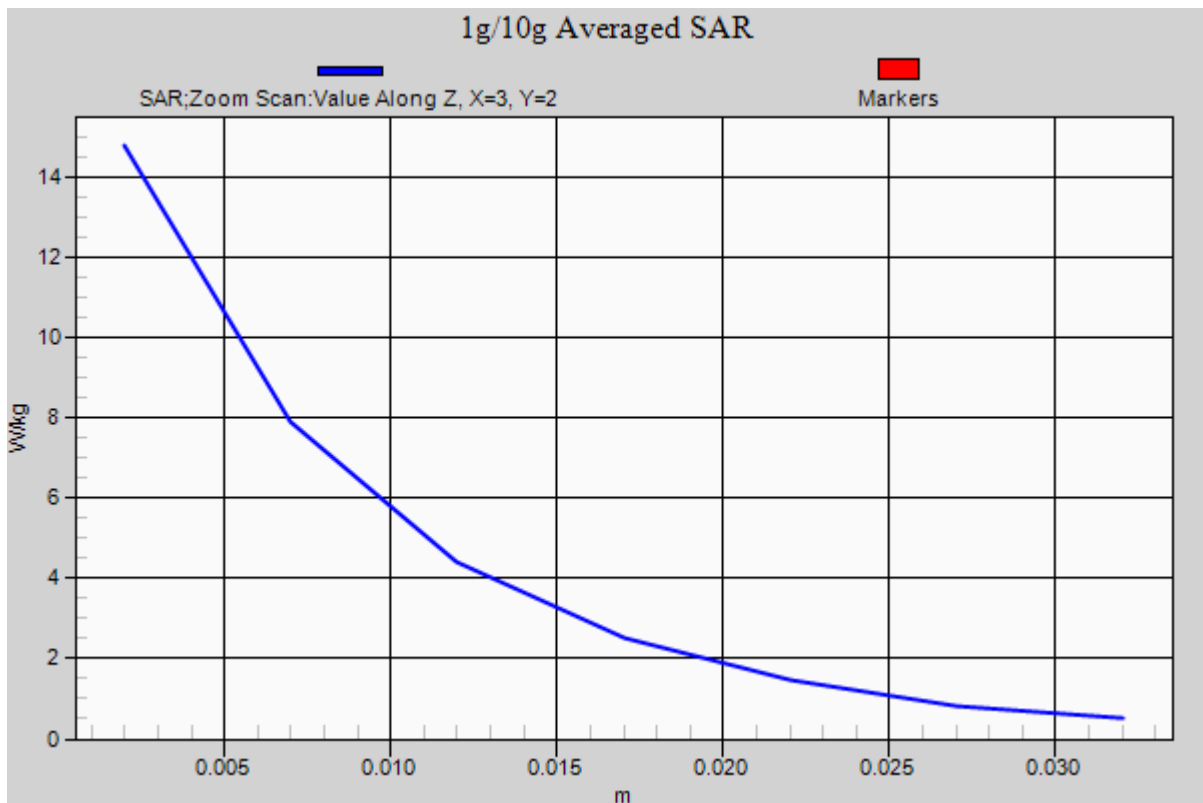
Area Scan (5x7x1): Measurement grid: dx=15mm, dy=15mm

Zoom Scan (7x7x7)/Cube 0: Measurement grid: dx=5mm, dy=5mm, dz=5mm

Power Drift = 0.04 dB

Peak SAR (extrapolated) = 19.4 W/kg

SAR(1 g) = 10.3 W/kg; SAR(10 g) = 5.34 W/kg



DT&C Co., Ltd.

DUT: Dipole 1900 MHz; Type: D1900V2; Serial: D1900V2 - SN:5d176

Communication System: CW (0); Frequency: 1900 MHz; Duty Cycle: 1:1
Medium parameters used: $f = 1900$ MHz; $\sigma = 1.575$ S/m; $\epsilon_r = 52.29$; $\rho = 1000$ kg/m³
Phantom section: Flat Section

DASY5 Configuration:

Probe: EX3DV4 - SN3866; ConvF(7.83, 7.83, 7.83); Calibrated: 5/31/2017; Electronics: DAE4 Sn1453
Phantom: SAM-twin middle(20deg probe tilt)_2013_09_24; Type: QD000P40CD; Serial: 1782
Measurement SW: DASY52, Version 52.8 (8); SEMCAD X Version 14.6.10 (7331)

Test Date: 2017-07-05; Ambient Temp: 22.0; Tissue Temp: 21.9

1900 MHz System Verification

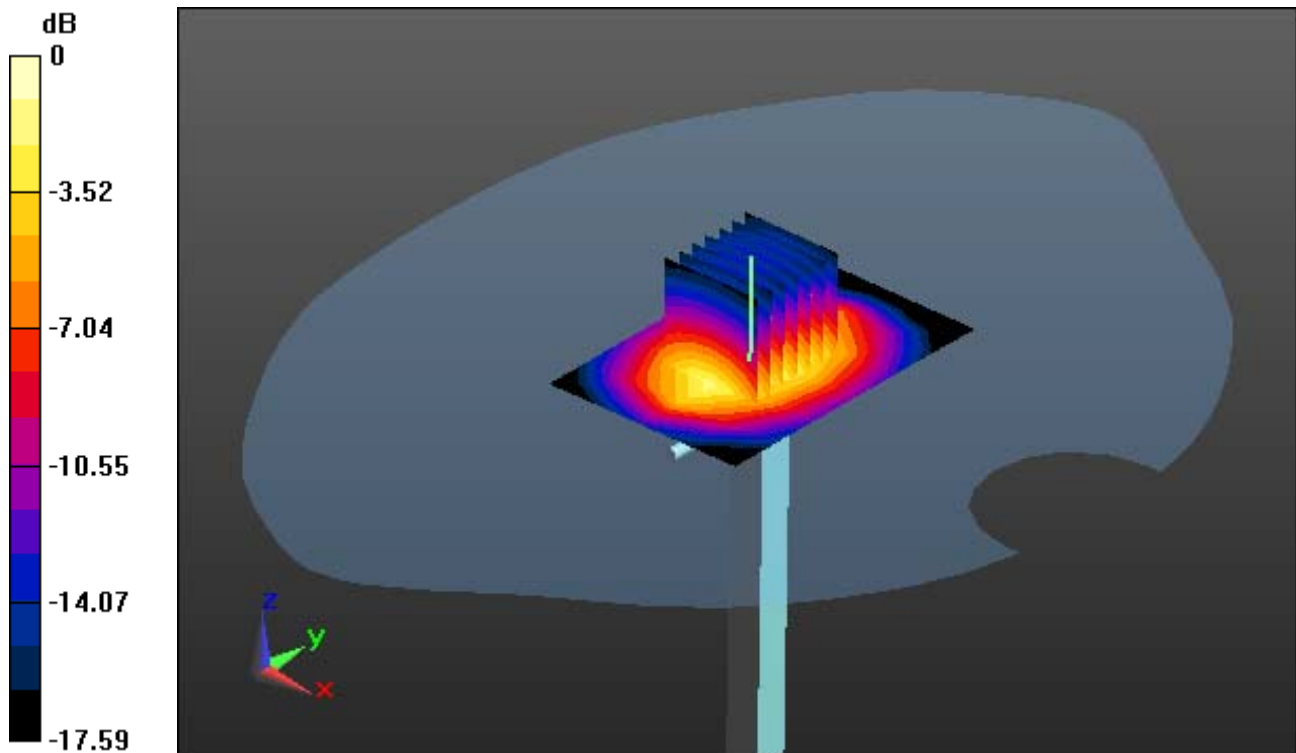
Area Scan (5x7x1): Measurement grid: dx=15mm, dy=15mm

Zoom Scan (7x7x7)/Cube 0: Measurement grid: dx=5mm, dy=5mm, dz=5mm

Power Drift = -0.04 dB

Peak SAR (extrapolated) = 19.0 W/kg

SAR(1 g) = 10.1 W/kg; SAR(10 g) = 5.32 W/kg



0 dB = 14.8 W/kg

DT&C Co., Ltd.

DUT: Dipole 1900 MHz; Type: D1900V2; Serial: D1900V2 - SN:5d176

Communication System: CW (0); Frequency: 1900 MHz; Duty Cycle: 1:1
Medium parameters used: $f = 1900$ MHz; $\sigma = 1.575$ S/m; $\epsilon_r = 52.29$; $\rho = 1000$ kg/m³
Phantom section: Flat Section

DASY5 Configuration:

Probe: EX3DV4 - SN3866; ConvF(7.83, 7.83, 7.83); Calibrated: 5/31/2017; Electronics: DAE4 Sn1453
Phantom: SAM-twin middle(20deg probe tilt)_2013_09_24; Type: QD000P40CD; Serial: 1782
Measurement SW: DASY52, Version 52.8 (8); SEMCAD X Version 14.6.10 (7331)

Test Date: 2017-07-05; Ambient Temp: 22.0; Tissue Temp: 21.9

1900 MHz System Verification

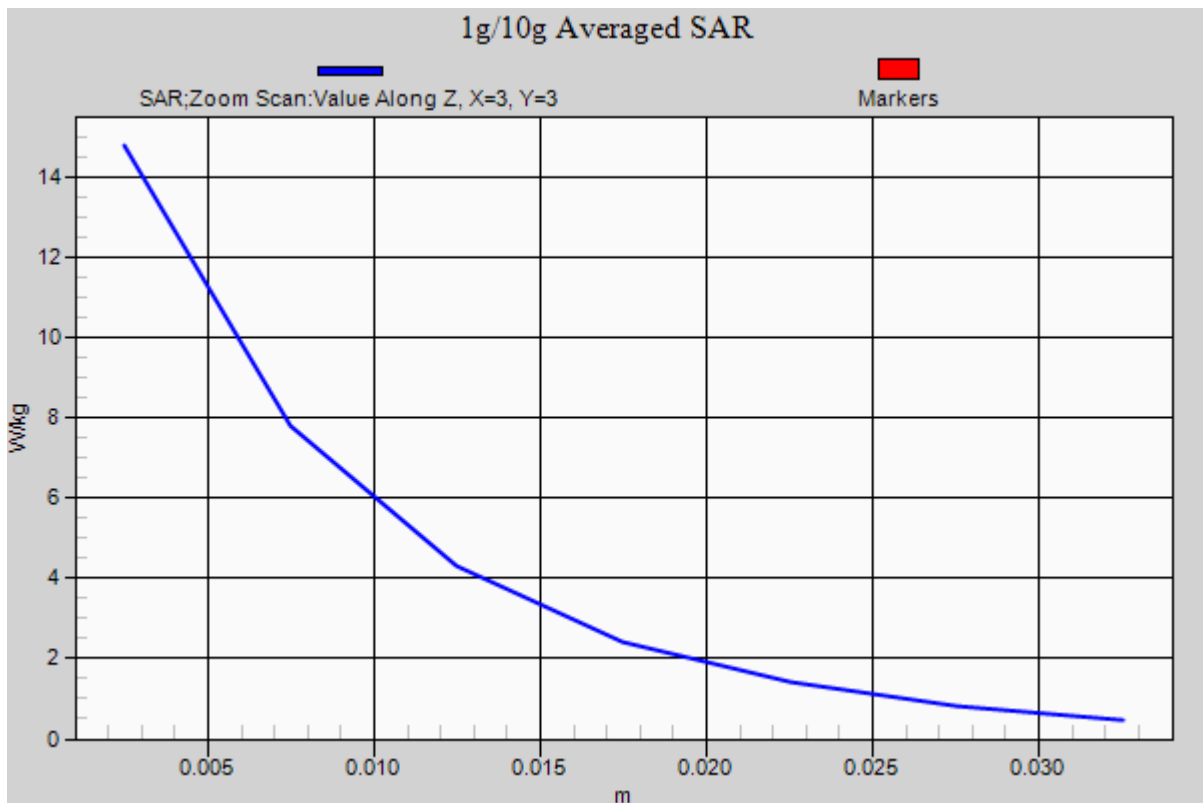
Area Scan (5x7x1): Measurement grid: dx=15mm, dy=15mm

Zoom Scan (7x7x7)/Cube 0: Measurement grid: dx=5mm, dy=5mm, dz=5mm

Power Drift = -0.04 dB

Peak SAR (extrapolated) = 19.0 W/kg

SAR(1 g) = 10.1 W/kg; SAR(10 g) = 5.32 W/kg



DT&C Co., Ltd.

DUT: Dipole 2450 MHz; Type: D2450V2; Serial: D2450V2 - SN:920

Communication System: CW (0); Frequency: 2450 MHz; Duty Cycle: 1:1
Medium parameters used: $f = 2450$ MHz; $\sigma = 1.825$ S/m; $\epsilon_r = 39.095$; $\rho = 1000$ kg/m³
Phantom section: Flat Section

DASY5 Configuration:

Probe: EX3DV4 - SN3866; ConvF(7.48, 7.48, 7.48); Calibrated: 5/31/2017; Electronics: DAE4 Sn1453
Phantom: SAM-twin middle(20deg probe tilt)_2013_09_24; Type: QD000P40CD; Serial: 1782
Measurement SW: DASY52, Version 52.8 (8); SEMCAD X Version 14.6.10 (7331)

Test Date: 2017-07-11; Ambient Temp: 22.1; Tissue Temp: 22.0

2450 MHz System Verification

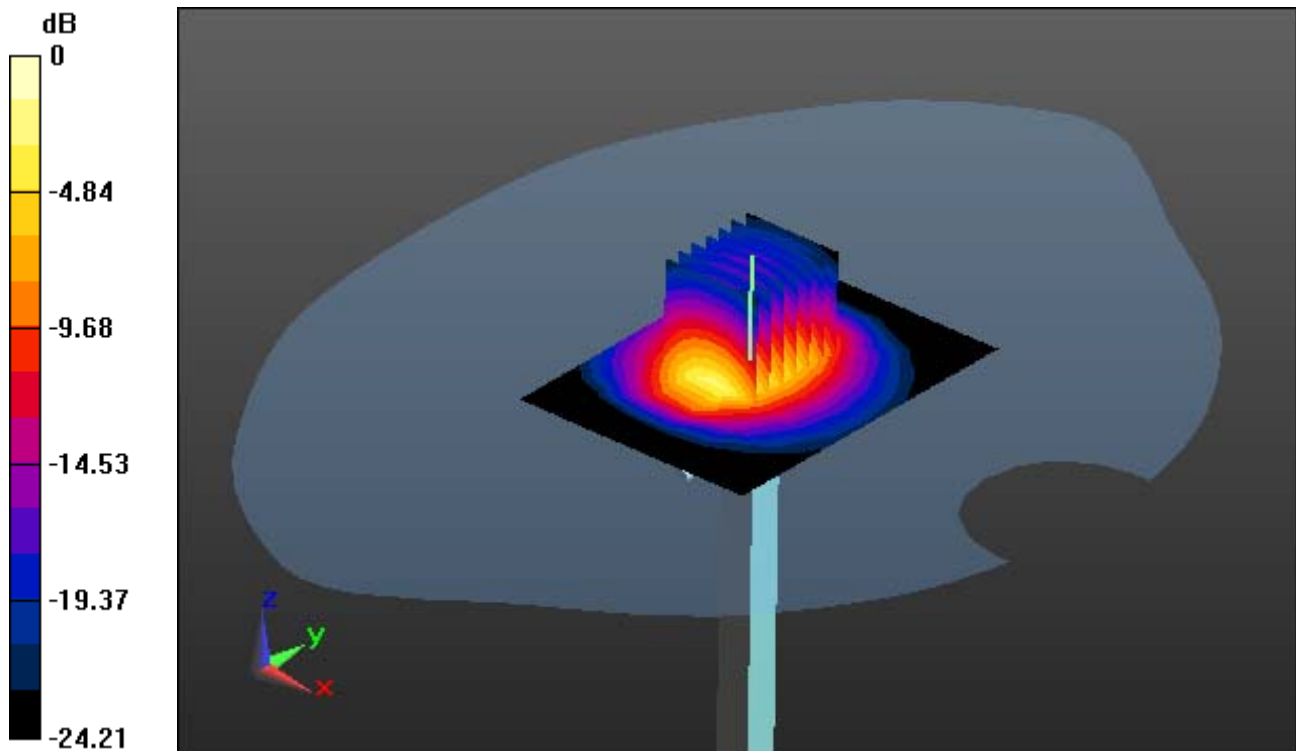
Area Scan (7x9x1): Measurement grid: dx=12mm, dy=12mm

Zoom Scan (7x7x7)/Cube 0: Measurement grid: dx=5mm, dy=5mm, dz=5mm

Power Drift = 0.02 dB

Peak SAR (extrapolated) = 30.1 W/kg

SAR(1 g) = 13.9 W/kg; SAR(10 g) = 6.28 W/kg



0 dB = 21.6 W/kg

DT&C Co., Ltd.

DUT: Dipole 2450 MHz; Type: D2450V2; Serial: D2450V2 - SN:920

Communication System: CW (0); Frequency: 2450 MHz; Duty Cycle: 1:1
Medium parameters used: $f = 2450$ MHz; $\sigma = 1.825$ S/m; $\epsilon_r = 39.095$; $\rho = 1000$ kg/m³
Phantom section: Flat Section

DASY5 Configuration:

Probe: EX3DV4 - SN3866; ConvF(7.48, 7.48, 7.48); Calibrated: 5/31/2017; Electronics: DAE4 Sn1453
Phantom: SAM-twin middle(20deg probe tilt)_2013_09_24; Type: QD000P40CD; Serial: 1782
Measurement SW: DASY52, Version 52.8 (8); SEMCAD X Version 14.6.10 (7331)

Test Date: 2017-07-11; Ambient Temp: 22.1; Tissue Temp: 22.0

2450 MHz System Verification

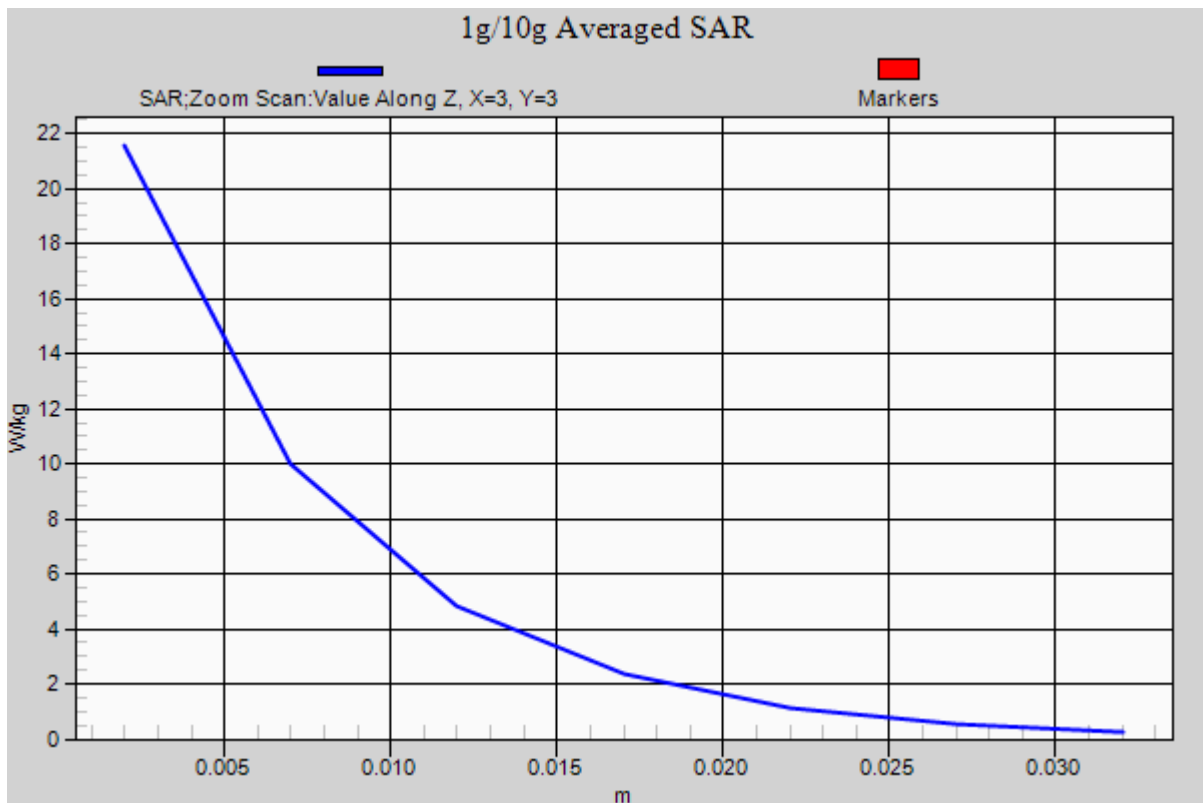
Area Scan (7x9x1): Measurement grid: dx=12mm, dy=12mm

Zoom Scan (7x7x7)/Cube 0: Measurement grid: dx=5mm, dy=5mm, dz=5mm

Power Drift = 0.02 dB

Peak SAR (extrapolated) = 30.1 W/kg

SAR(1 g) = 13.9 W/kg; SAR(10 g) = 6.28 W/kg



DT&C Co., Ltd.

DUT: Dipole 2450 MHz; Type: D2450V2; Serial: D2450V2 - SN:920

Communication System: CW (0); Frequency: 2450 MHz; Duty Cycle: 1:1
Medium parameters used: $f = 2450$ MHz; $\sigma = 1.973$ S/m; $\epsilon_r = 50.706$; $\rho = 1000$ kg/m³
Phantom section: Flat Section

DASY5 Configuration:

Probe: EX3DV4 - SN3866; ConvF(7.56, 7.56, 7.56); Calibrated: 5/31/2017; Electronics: DAE4 Sn1453
Phantom: SAM-twin middle(20deg probe tilt)_2013_09_24; Type: QD000P40CD; Serial: 1782
Measurement SW: DASY52, Version 52.8 (8); SEMCAD X Version 14.6.10 (7331)

Test Date: 2017-07-11; Ambient Temp: 22.1; Tissue Temp: 22.2

2450 MHz System Verification

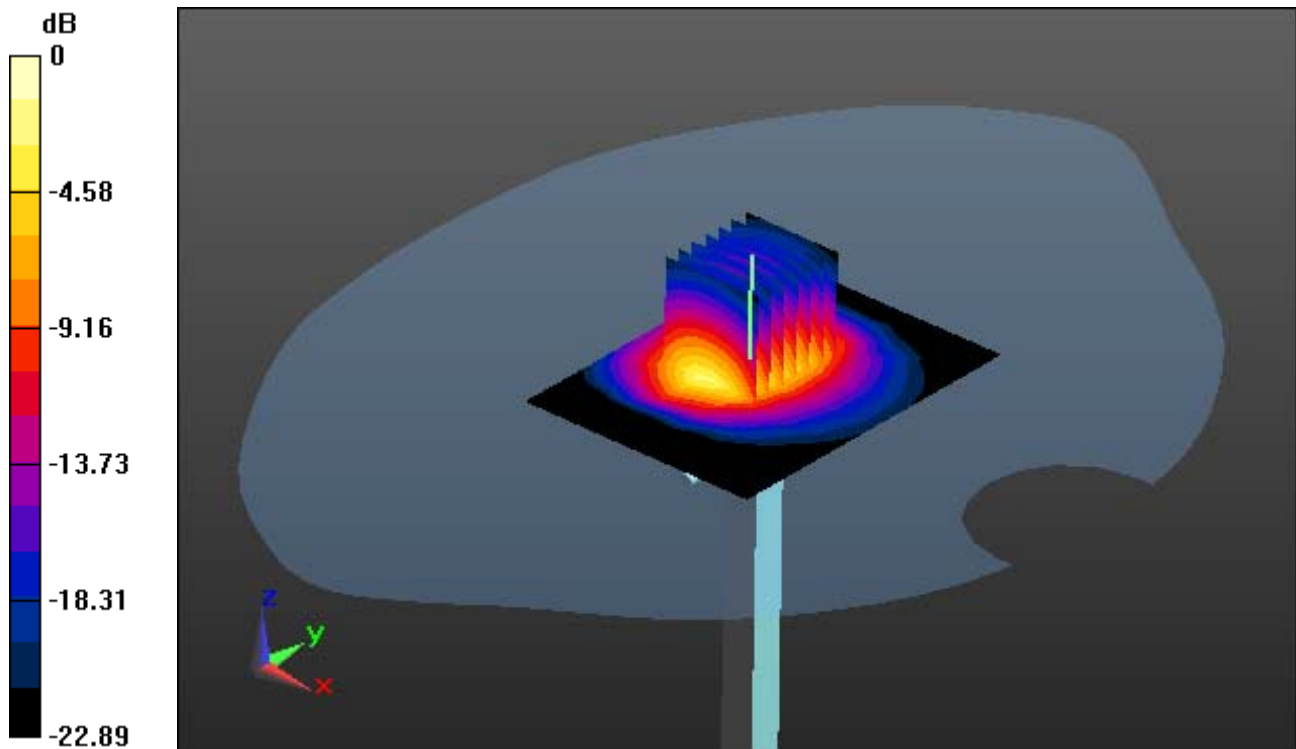
Area Scan (7x9x1): Measurement grid: dx=12mm, dy=12mm

Zoom Scan (7x7x7)/Cube 0: Measurement grid: dx=5mm, dy=5mm, dz=5mm

Power Drift = -0.15 dB

Peak SAR (extrapolated) = 28.6 W/kg

SAR(1 g) = 13.6 W/kg; SAR(10 g) = 6.25 W/kg



0 dB = 20.9 W/kg

DT&C Co., Ltd.

DUT: Dipole 2450 MHz; Type: D2450V2; Serial: D2450V2 - SN:920

Communication System: CW (0); Frequency: 2450 MHz; Duty Cycle: 1:1
Medium parameters used: $f = 2450$ MHz; $\sigma = 1.973$ S/m; $\epsilon_r = 50.706$; $\rho = 1000$ kg/m³
Phantom section: Flat Section

DASY5 Configuration:

Probe: EX3DV4 - SN3866; ConvF(7.56, 7.56, 7.56); Calibrated: 5/31/2017; Electronics: DAE4 Sn1453
Phantom: SAM-twin middle(20deg probe tilt)_2013_09_24; Type: QD000P40CD; Serial: 1782
Measurement SW: DASY52, Version 52.8 (8); SEMCAD X Version 14.6.10 (7331)

Test Date: 2017-07-11; Ambient Temp: 22.1; Tissue Temp: 22.2

2450 MHz System Verification

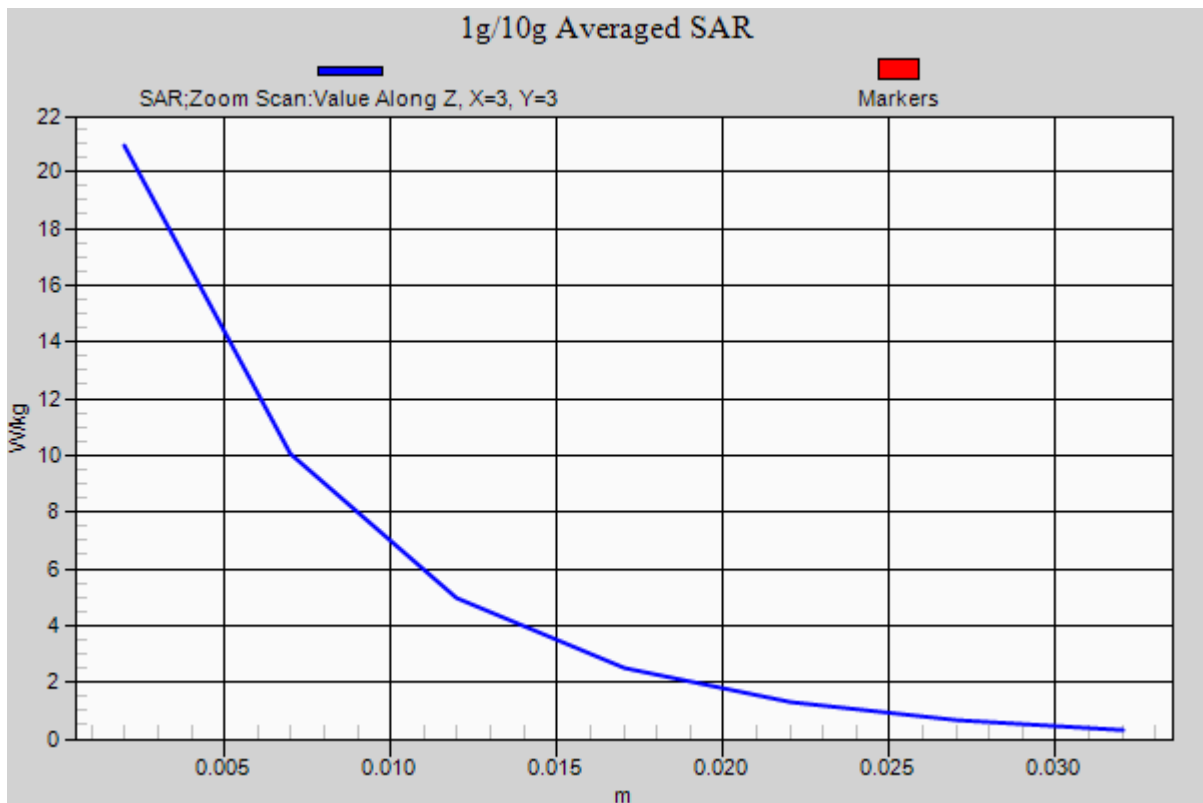
Area Scan (7x9x1): Measurement grid: dx=12mm, dy=12mm

Zoom Scan (7x7x7)/Cube 0: Measurement grid: dx=5mm, dy=5mm, dz=5mm

Power Drift = -0.15 dB

Peak SAR (extrapolated) = 28.6 W/kg

SAR(1 g) = 13.6 W/kg; SAR(10 g) = 6.25 W/kg



DT&C Co., Ltd.

DUT: Dipole 2600 MHz; Type: D2600V2; Serial: D2600V2 - SN:1016

Communication System: CW (0); Frequency: 2600 MHz; Duty Cycle: 1:1
Medium parameters used: $f = 2600$ MHz; $\sigma = 1.987$ S/m; $\epsilon_r = 39.32$; $\rho = 1000$ kg/m³
Phantom section: Flat Section

DASY5 Configuration:

Probe: EX3DV4 - SN3866; ConvF(7.28, 7.28, 7.28); Calibrated: 5/31/2017; Electronics: DAE4 Sn1453
Phantom: SAM-twin middle(20deg probe tilt)_2013_09_24; Type: QD000P40CD; Serial: 1782
Measurement SW: DASY52, Version 52.8 (8); SEMCAD X Version 14.6.10 (7331)

Test Date: 2017-07-07; Ambient Temp: 21.6; Tissue Temp: 21.4

2600 MHz System Verification

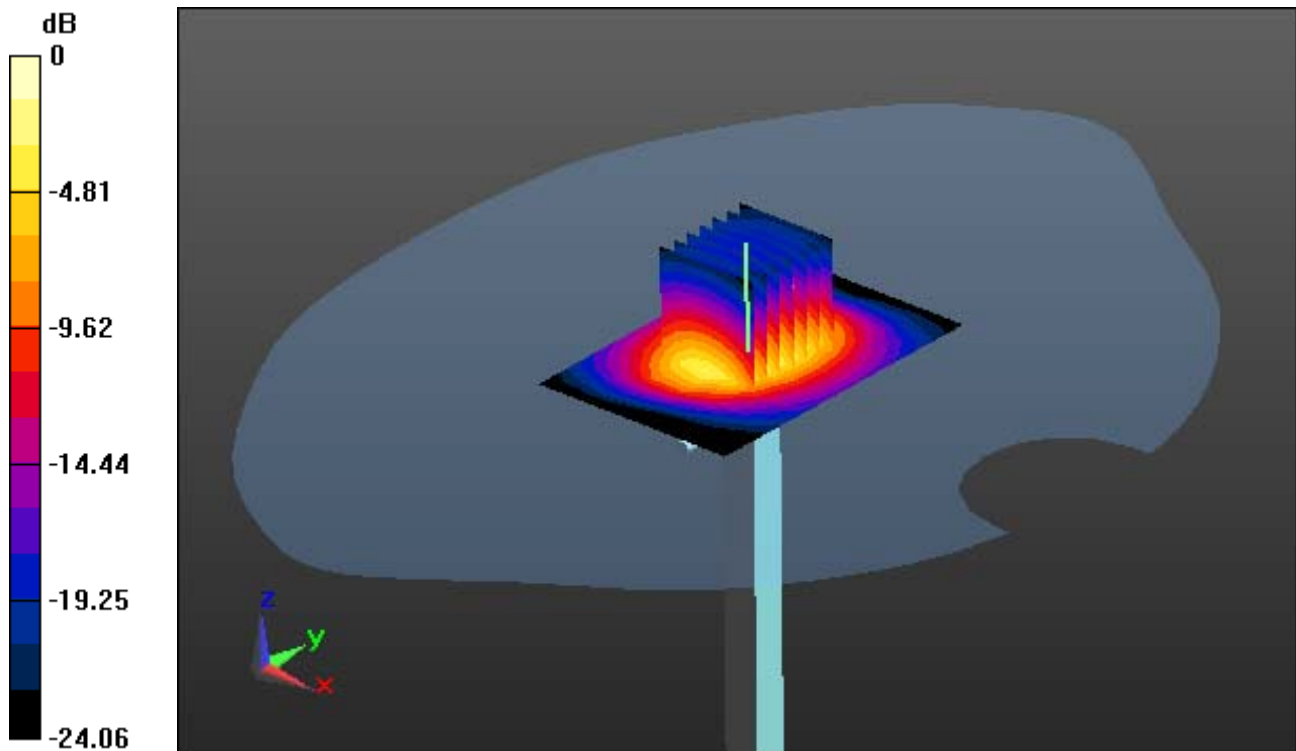
Area Scan (7x10x1): Measurement grid: dx=10mm, dy=10mm

Zoom Scan (7x7x7)/Cube 0: Measurement grid: dx=5mm, dy=5mm, dz=5mm

Power Drift = 0.00 dB

Peak SAR (extrapolated) = 29.5 W/kg

SAR(1 g) = 13.6 W/kg; SAR(10 g) = 6.19 W/kg



0 dB = 21.3 W/kg

DT&C Co., Ltd.

DUT: Dipole 2600 MHz; Type: D2600V2; Serial: D2600V2 - SN:1016

Communication System: CW (0); Frequency: 2600 MHz; Duty Cycle: 1:1
Medium parameters used: $f = 2600$ MHz; $\sigma = 1.987$ S/m; $\epsilon_r = 39.32$; $\rho = 1000$ kg/m³
Phantom section: Flat Section

DASY5 Configuration:

Probe: EX3DV4 - SN3866; ConvF(7.28, 7.28, 7.28); Calibrated: 5/31/2017; Electronics: DAE4 Sn1453
Phantom: SAM-twin middle(20deg probe tilt)_2013_09_24; Type: QD000P40CD; Serial: 1782
Measurement SW: DASY52, Version 52.8 (8); SEMCAD X Version 14.6.10 (7331)

Test Date: 2017-07-07; Ambient Temp: 21.6; Tissue Temp: 21.4

2600 MHz System Verification

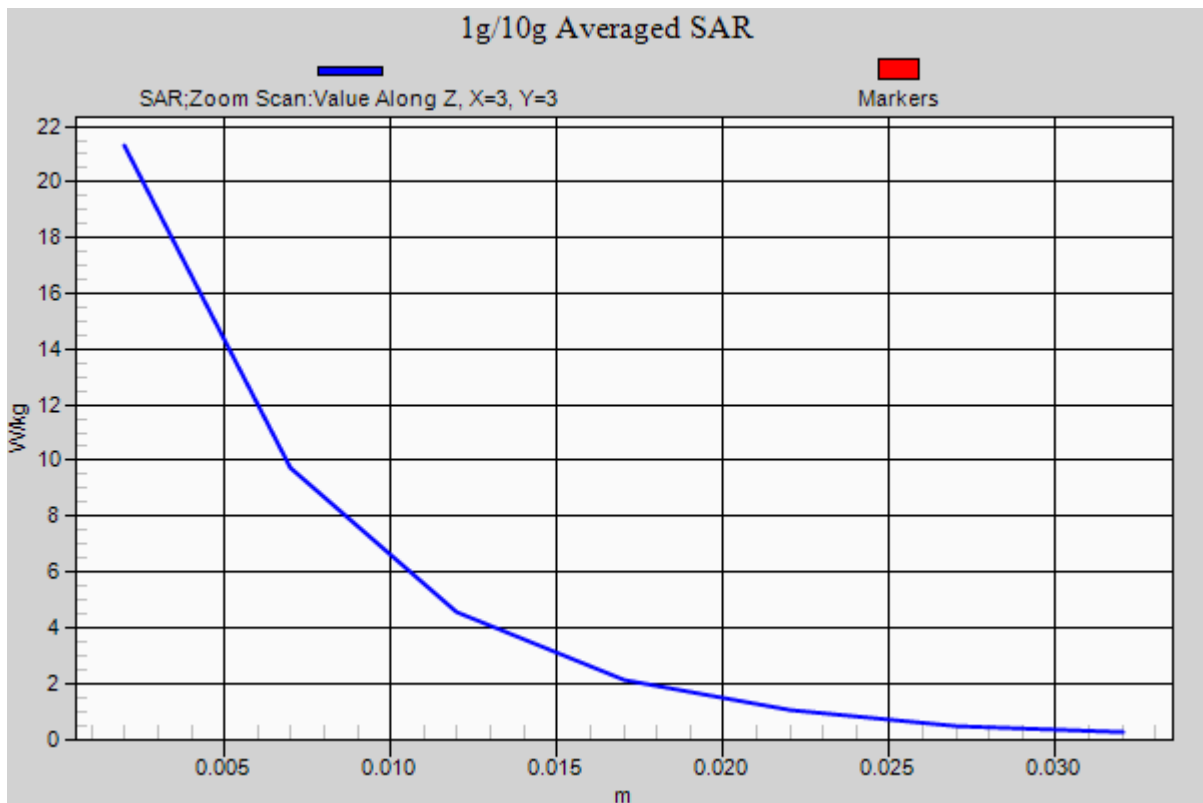
Area Scan (7x10x1): Measurement grid: dx=10mm, dy=10mm

Zoom Scan (7x7x7)/Cube 0: Measurement grid: dx=5mm, dy=5mm, dz=5mm

Power Drift = 0.00 dB

Peak SAR (extrapolated) = 29.5 W/kg

SAR(1 g) = 13.6 W/kg; SAR(10 g) = 6.19 W/kg



DT&C Co., Ltd.

DUT: Dipole 2600 MHz; Type: D2600V2; Serial: D2600V2 - SN:1016

Communication System: CW (0); Frequency: 2600 MHz; Duty Cycle: 1:1
Medium parameters used: $f = 2600$ MHz; $\sigma = 2.208$ S/m; $\epsilon_r = 51.717$; $\rho = 1000$ kg/m³
Phantom section: Flat Section

DASY5 Configuration:

Probe: EX3DV4 - SN3866; ConvF(7.21, 7.21, 7.21); Calibrated: 5/31/2017; Electronics: DAE4 Sn1453
Phantom: SAM-twin middle(20deg probe tilt)_2013_09_24; Type: QD000P40CD; Serial: 1782
Measurement SW: DASY52, Version 52.8 (8); SEMCAD X Version 14.6.10 (7331)

Test Date: 2017-07-07; Ambient Temp: 21.6; Tissue Temp: 21.7

2600 MHz System Verification

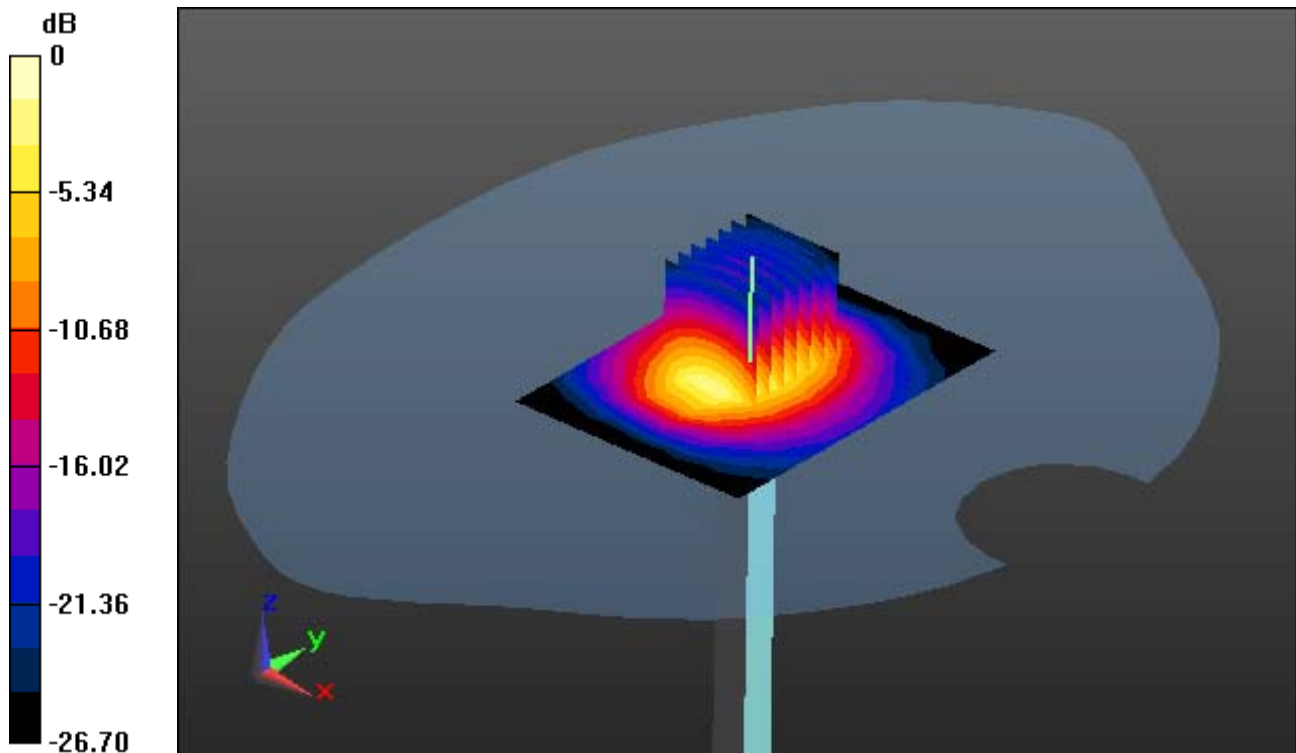
Area Scan (7x9x1): Measurement grid: dx=12mm, dy=12mm

Zoom Scan (7x7x7)/Cube 0: Measurement grid: dx=5mm, dy=5mm, dz=5mm

Power Drift = 0.05 dB

Peak SAR (extrapolated) = 31.7 W/kg

SAR(1 g) = 13.7 W/kg; SAR(10 g) = 6 W/kg



0 dB = 20.0 W/kg

DT&C Co., Ltd.

DUT: Dipole 2600 MHz; Type: D2600V2; Serial: D2600V2 - SN:1016

Communication System: CW (0); Frequency: 2600 MHz; Duty Cycle: 1:1
Medium parameters used: $f = 2600$ MHz; $\sigma = 2.208$ S/m; $\epsilon_r = 51.717$; $\rho = 1000$ kg/m³
Phantom section: Flat Section

DASY5 Configuration:

Probe: EX3DV4 - SN3866; ConvF(7.21, 7.21, 7.21); Calibrated: 5/31/2017; Electronics: DAE4 Sn1453
Phantom: SAM-twin middle(20deg probe tilt)_2013_09_24; Type: QD000P40CD; Serial: 1782
Measurement SW: DASY52, Version 52.8 (8); SEMCAD X Version 14.6.10 (7331)

Test Date: 2017-07-07; Ambient Temp: 21.6; Tissue Temp: 21.7

2600 MHz System Verification

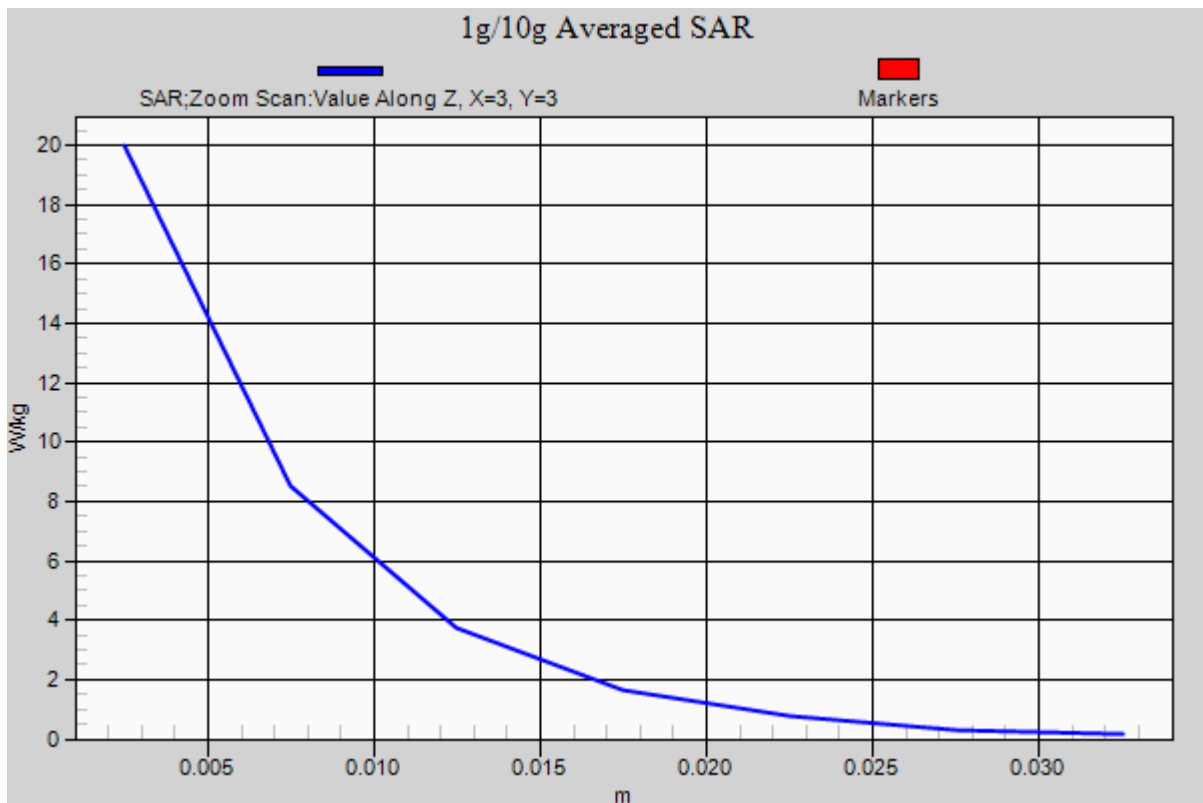
Area Scan (7x9x1): Measurement grid: dx=12mm, dy=12mm

Zoom Scan (7x7x7)/Cube 0: Measurement grid: dx=5mm, dy=5mm, dz=5mm

Power Drift = 0.05 dB

Peak SAR (extrapolated) = 31.7 W/kg

SAR(1 g) = 13.7 W/kg; SAR(10 g) = 6 W/kg



DT&C Co., Ltd.

DUT: Dipole 5000 MHz; Type: D5GHzV2; Serial: D5GHzV2 - SN:1103

Communication System: CW (0); Frequency: 5300 MHz; Duty Cycle: 1:1
Medium parameters used: $f = 5300$ MHz; $\sigma = 4.758$ S/m; $\epsilon_r = 34.858$; $\rho = 1000$ kg/m³
Phantom section: Flat Section

DASY5 Configuration:

Probe: EX3DV4 - SN3916; ConvF(5.14, 5.14, 5.14); Calibrated: 4/28/2017; Electronics: DAE4 Sn1453
Phantom: SAM-twin middle(20deg probe tilt)_2013_09_24; Type: QD000P40CD; Serial: 1782
Measurement SW: DASY52, Version 52.8 (8); SEMCAD X Version 14.6.10 (7331)

Test Date: 2017-07-12; Ambient Temp: 21.3; Tissue Temp: 21.0

5300 MHz System Verification

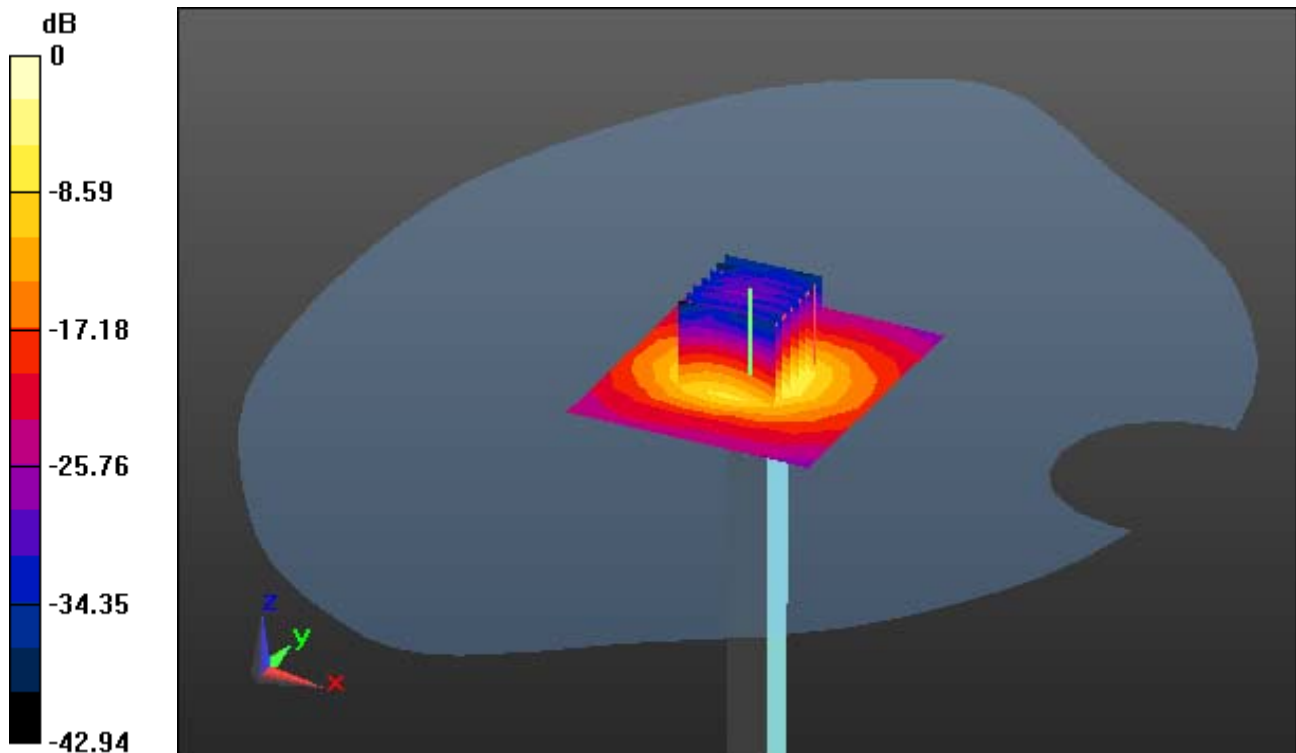
Area Scan (7x8x1): Measurement grid: dx=10mm, dy=10mm

Zoom Scan (7x7x12)/Cube 0: Measurement grid: dx=4mm, dy=4mm, dz=2mm

Power Drift = 0.01 dB

Peak SAR (extrapolated) = 36.5 W/kg

SAR(1 g) = 8.73 W/kg; SAR(10 g) = 2.48 W/kg



0 dB = 18.3 W/kg

DT&C Co., Ltd.

DUT: Dipole 5000 MHz; Type: D5GHzV2; Serial: D5GHzV2 - SN:1103

Communication System: CW (0); Frequency: 5300 MHz; Duty Cycle: 1:1
Medium parameters used: $f = 5300$ MHz; $\sigma = 4.758$ S/m; $\epsilon_r = 34.858$; $\rho = 1000$ kg/m³
Phantom section: Flat Section

DASY5 Configuration:

Probe: EX3DV4 - SN3916; ConvF(5.14, 5.14, 5.14); Calibrated: 4/28/2017; Electronics: DAE4 Sn1453
Phantom: SAM-twin middle(20deg probe tilt)_2013_09_24; Type: QD000P40CD; Serial: 1782
Measurement SW: DASY52, Version 52.8 (8); SEMCAD X Version 14.6.10 (7331)

Test Date: 2017-07-12; Ambient Temp: 21.3; Tissue Temp: 21.0

5300 MHz System Verification

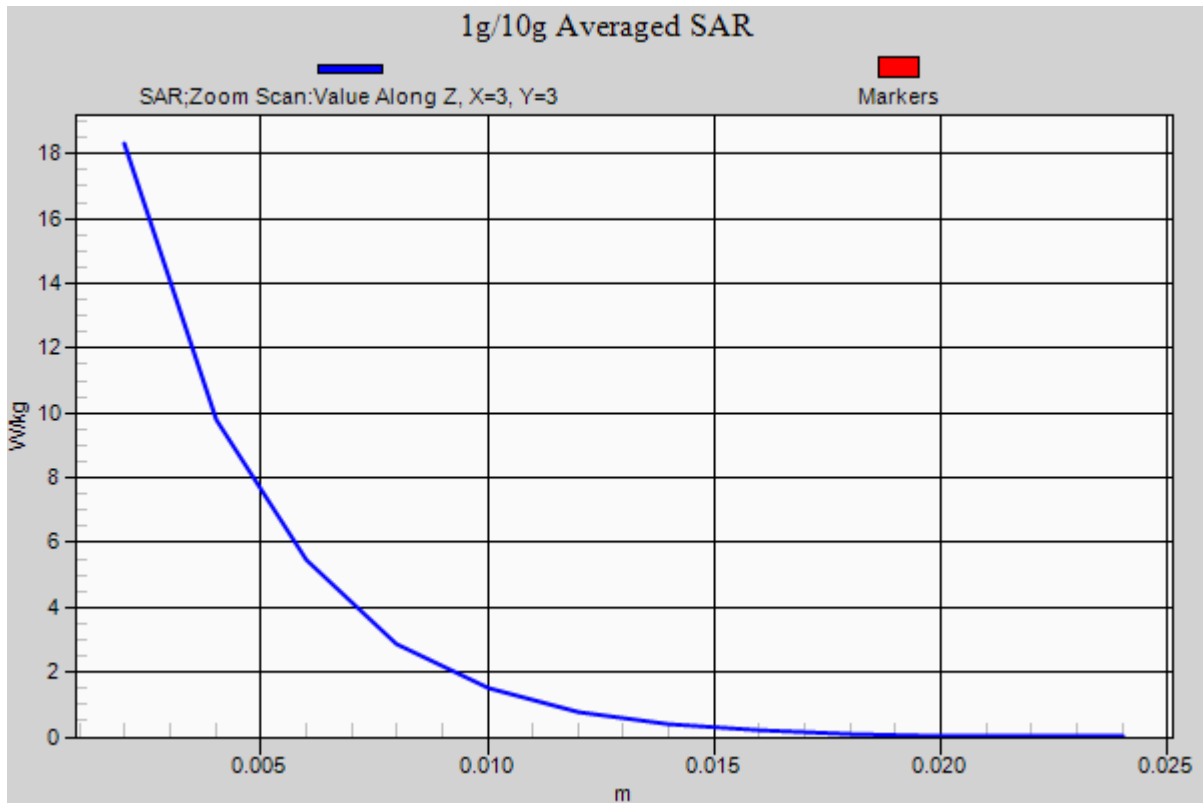
Area Scan (7x8x1): Measurement grid: dx=10mm, dy=10mm

Zoom Scan (7x7x12)/Cube 0: Measurement grid: dx=4mm, dy=4mm, dz=2mm

Power Drift = 0.01 dB

Peak SAR (extrapolated) = 36.5 W/kg

SAR(1 g) = 8.73 W/kg; SAR(10 g) = 2.48 W/kg



DT&C Co., Ltd.

DUT: Dipole 5000 MHz; Type: D5GHzV2; Serial: D5GHzV2 - SN:1103

Communication System: CW (0); Frequency: 5300 MHz; Duty Cycle: 1:1
Medium parameters used: $f = 5300$ MHz; $\sigma = 5.411$ S/m; $\epsilon_r = 47.809$; $\rho = 1000$ kg/m³
Phantom section: Flat Section

DASY5 Configuration:

Probe: EX3DV4 - SN3916; ConvF(4.65, 4.65, 4.65); Calibrated: 4/28/2017; Electronics: DAE4 Sn1453
Phantom: SAM-twin middle(20deg probe tilt)_2013_09_24; Type: QD000P40CD; Serial: 1782
Measurement SW: DASY52, Version 52.8 (8); SEMCAD X Version 14.6.10 (7331)

Test Date: 2017-07-13; Ambient Temp: 21.4; Tissue Temp: 21.3

5300 MHz System Verification

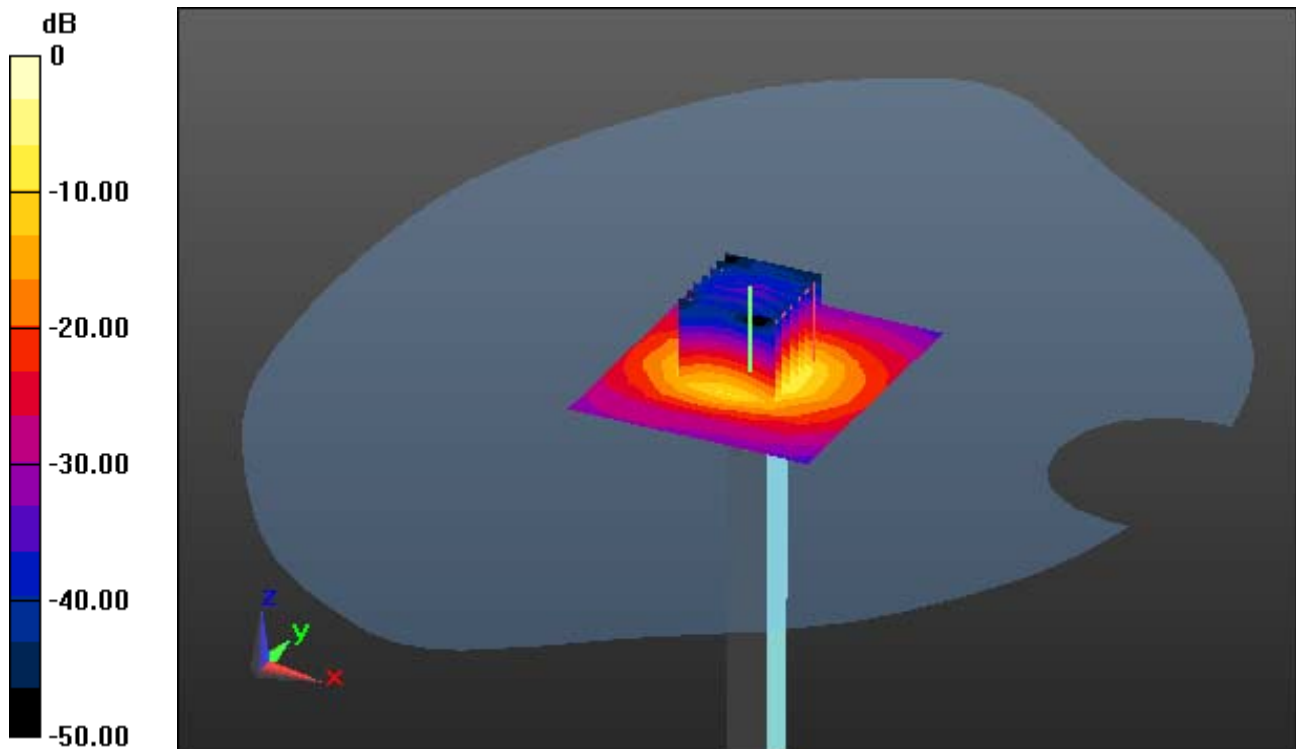
Area Scan (7x10x1): Measurement grid: dx=10mm, dy=10mm

Zoom Scan (7x7x12)/Cube 0: Measurement grid: dx=4mm, dy=4mm, dz=2mm

Power Drift = 0.12 dB

Peak SAR (extrapolated) = 28.9 W/kg

SAR(1 g) = 7.43 W/kg; SAR(10 g) = 2.15 W/kg



0 dB = 15.3 W/kg

DT&C Co., Ltd.

DUT: Dipole 5000 MHz; Type: D5GHzV2; Serial: D5GHzV2 - SN:1103

Communication System: CW (0); Frequency: 5300 MHz; Duty Cycle: 1:1
Medium parameters used: $f = 5300$ MHz; $\sigma = 5.411$ S/m; $\epsilon_r = 47.809$; $\rho = 1000$ kg/m³
Phantom section: Flat Section

DASY5 Configuration:

Probe: EX3DV4 - SN3916; ConvF(4.65, 4.65, 4.65); Calibrated: 4/28/2017; Electronics: DAE4 Sn1453
Phantom: SAM-twin middle(20deg probe tilt)_2013_09_24; Type: QD000P40CD; Serial: 1782
Measurement SW: DASY52, Version 52.8 (8); SEMCAD X Version 14.6.10 (7331)

Test Date: 2017-07-13; Ambient Temp: 21.4; Tissue Temp: 21.3

5300 MHz System Verification

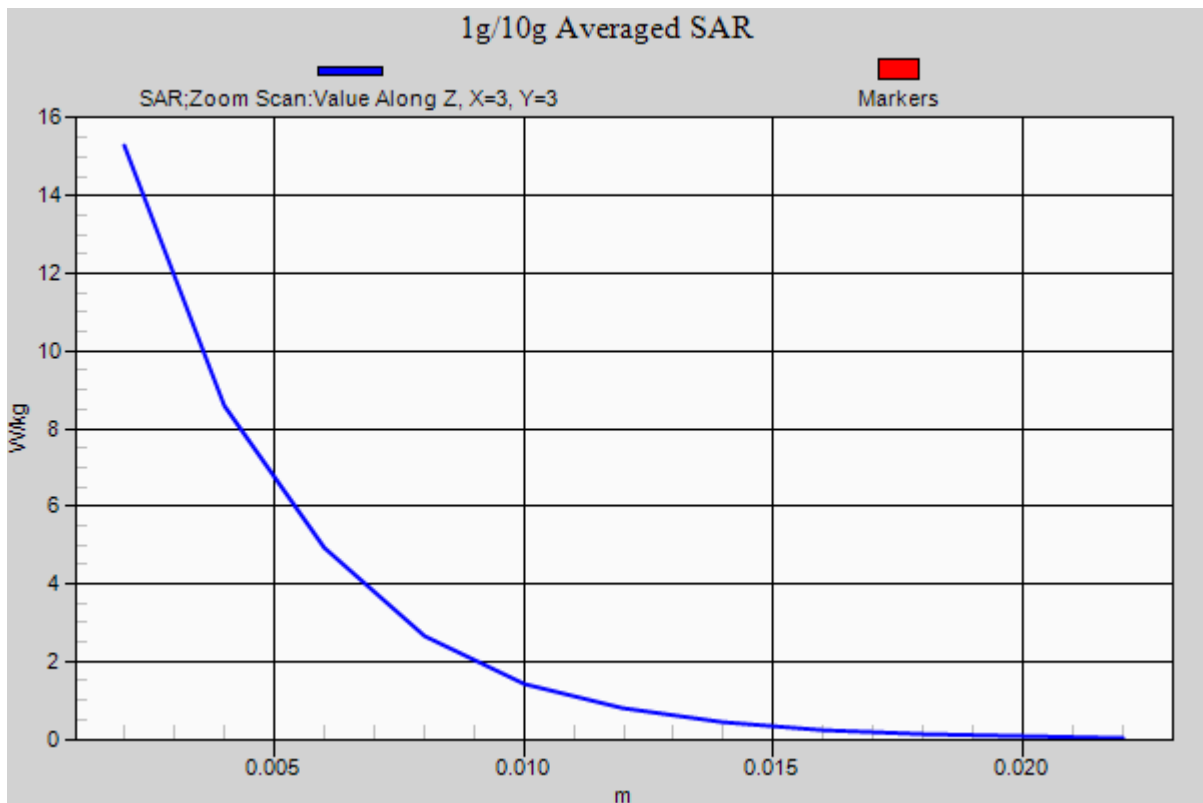
Area Scan (7x10x1): Measurement grid: dx=10mm, dy=10mm

Zoom Scan (7x7x12)/Cube 0: Measurement grid: dx=4mm, dy=4mm, dz=2mm

Power Drift = 0.12 dB

Peak SAR (extrapolated) = 28.9 W/kg

SAR(1 g) = 7.43 W/kg; SAR(10 g) = 2.15 W/kg



DT&C Co., Ltd.

DUT: Dipole 5000 MHz; Type: D5GHzV2; Serial: D5GHzV2 - SN:1103

Communication System: CW (0); Frequency: 5600 MHz; Duty Cycle: 1:1
Medium parameters used: $f = 5600$ MHz; $\sigma = 5.244$ S/m; $\epsilon_r = 35.264$; $\rho = 1000$ kg/m³
Phantom section: Flat Section

DASY5 Configuration:

Probe: EX3DV4 - SN3916; ConvF(4.83, 4.83, 4.83); Calibrated: 4/28/2017; Electronics: DAE4 Sn1453
Phantom: SAM-twin middle(20deg probe tilt)_2013_09_24; Type: QD000P40CD; Serial: 1782
Measurement SW: DASY52, Version 52.8 (8); SEMCAD X Version 14.6.10 (7331)

Test Date: 2017-07-13; Ambient Temp: 21.4; Tissue Temp: 21.1

5600 MHz System Verification

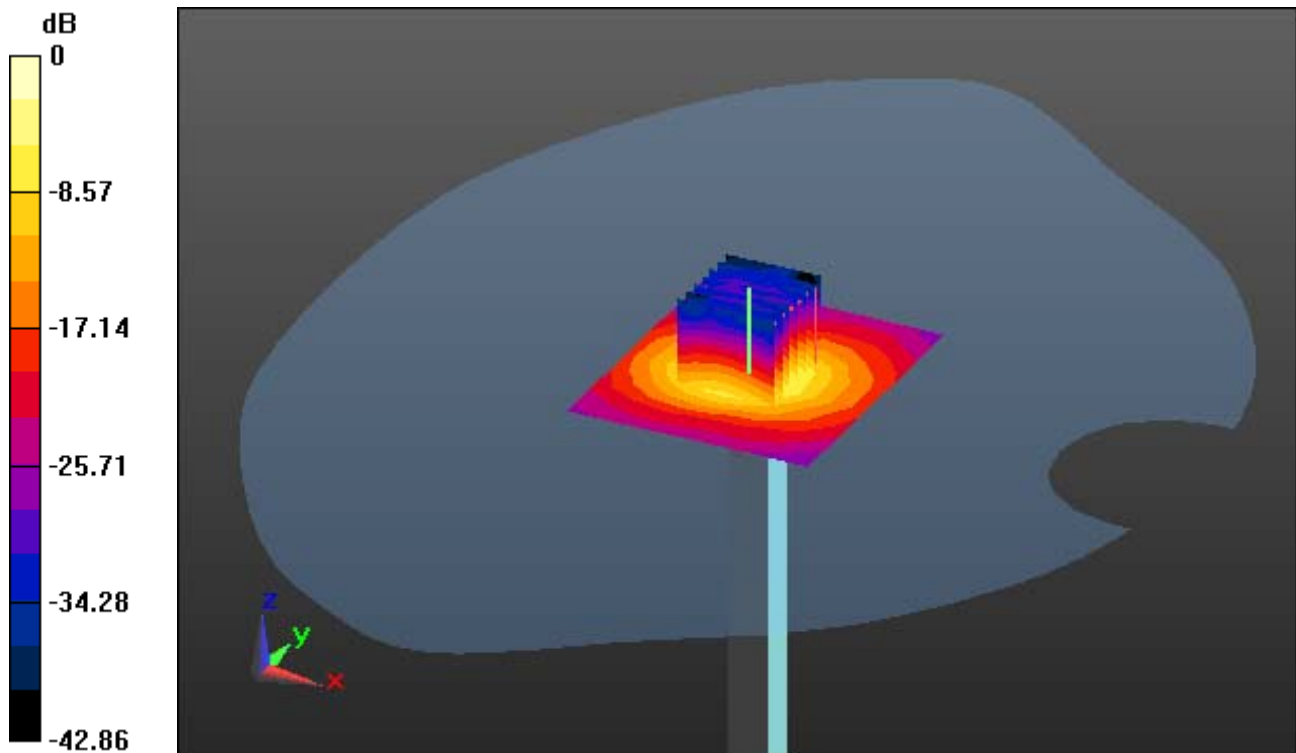
Area Scan (7x8x1): Measurement grid: dx=10mm, dy=10mm

Zoom Scan (7x7x12)/Cube 0: Measurement grid: dx=4mm, dy=4mm, dz=2mm

Power Drift = 0.02 dB

Peak SAR (extrapolated) = 37.5 W/kg

SAR(1 g) = 8.96 W/kg; SAR(10 g) = 2.54 W/kg



0 dB = 18.9 W/kg

DT&C Co., Ltd.

DUT: Dipole 5000 MHz; Type: D5GHzV2; Serial: D5GHzV2 - SN:1103

Communication System: CW (0); Frequency: 5600 MHz; Duty Cycle: 1:1
Medium parameters used: $f = 5600$ MHz; $\sigma = 5.244$ S/m; $\epsilon_r = 35.264$; $\rho = 1000$ kg/m³
Phantom section: Flat Section

DASY5 Configuration:

Probe: EX3DV4 - SN3916; ConvF(4.83, 4.83, 4.83); Calibrated: 4/28/2017; Electronics: DAE4 Sn1453
Phantom: SAM-twin middle(20deg probe tilt)_2013_09_24; Type: QD000P40CD; Serial: 1782
Measurement SW: DASY52, Version 52.8 (8); SEMCAD X Version 14.6.10 (7331)

Test Date: 2017-07-13; Ambient Temp: 21.4; Tissue Temp: 21.1

5600 MHz System Verification

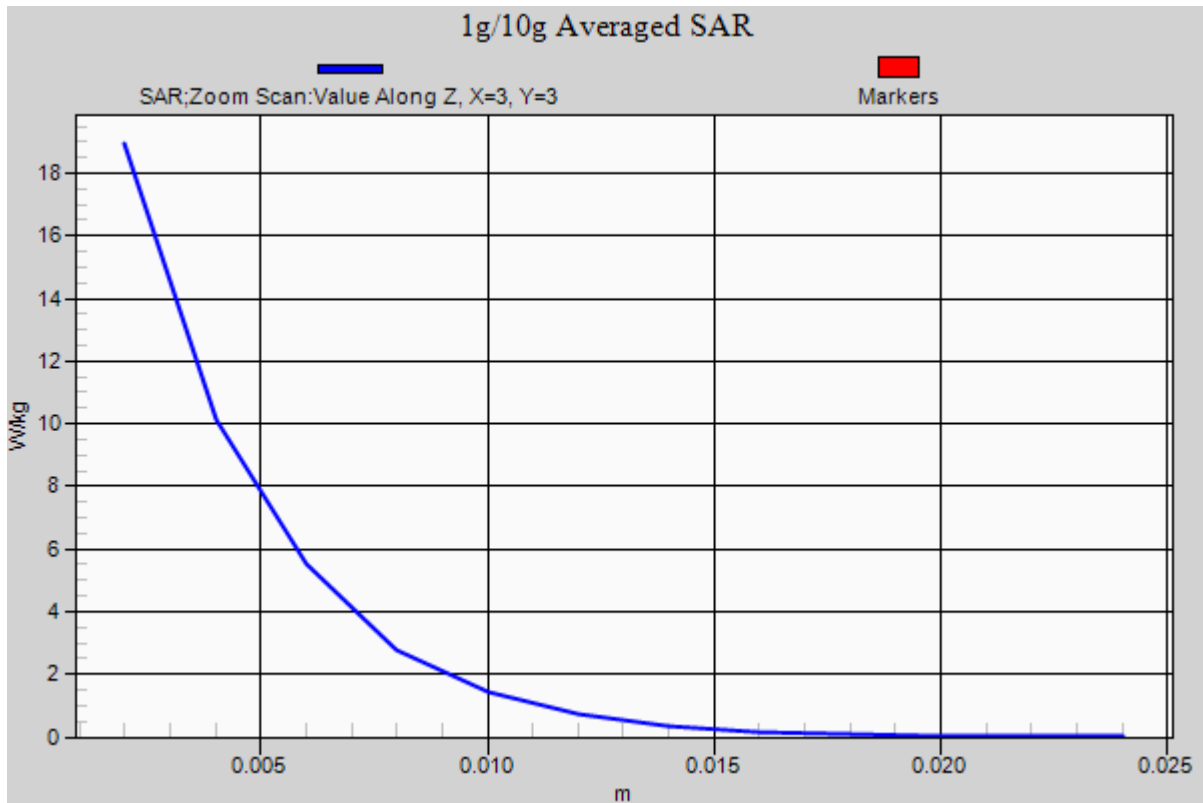
Area Scan (7x8x1): Measurement grid: dx=10mm, dy=10mm

Zoom Scan (7x7x12)/Cube 0: Measurement grid: dx=4mm, dy=4mm, dz=2mm

Power Drift = 0.02 dB

Peak SAR (extrapolated) = 37.5 W/kg

SAR(1 g) = 8.96 W/kg; SAR(10 g) = 2.54 W/kg



DT&C Co., Ltd.

DUT: Dipole 5000 MHz; Type: D5GHzV2; Serial: D5GHzV2 - SN:1103

Communication System: CW (0); Frequency: 5600 MHz; Duty Cycle: 1:1
Medium parameters used: $f = 5600$ MHz; $\sigma = 5.828$ S/m; $\epsilon_r = 47.246$; $\rho = 1000$ kg/m³
Phantom section: Flat Section

DASY5 Configuration:

Probe: EX3DV4 - SN3916; ConvF(4.09, 4.09, 4.09); Calibrated: 4/28/2017; Electronics: DAE4 Sn1453
Phantom: SAM-twin middle(20deg probe tilt)_2013_09_24; Type: QD000P40CD; Serial: 1782
Measurement SW: DASY52, Version 52.8 (8); SEMCAD X Version 14.6.10 (7331)

Test Date: 2017-07-13; Ambient Temp: 21.4; Tissue Temp: 21.3

5600 MHz System Verification

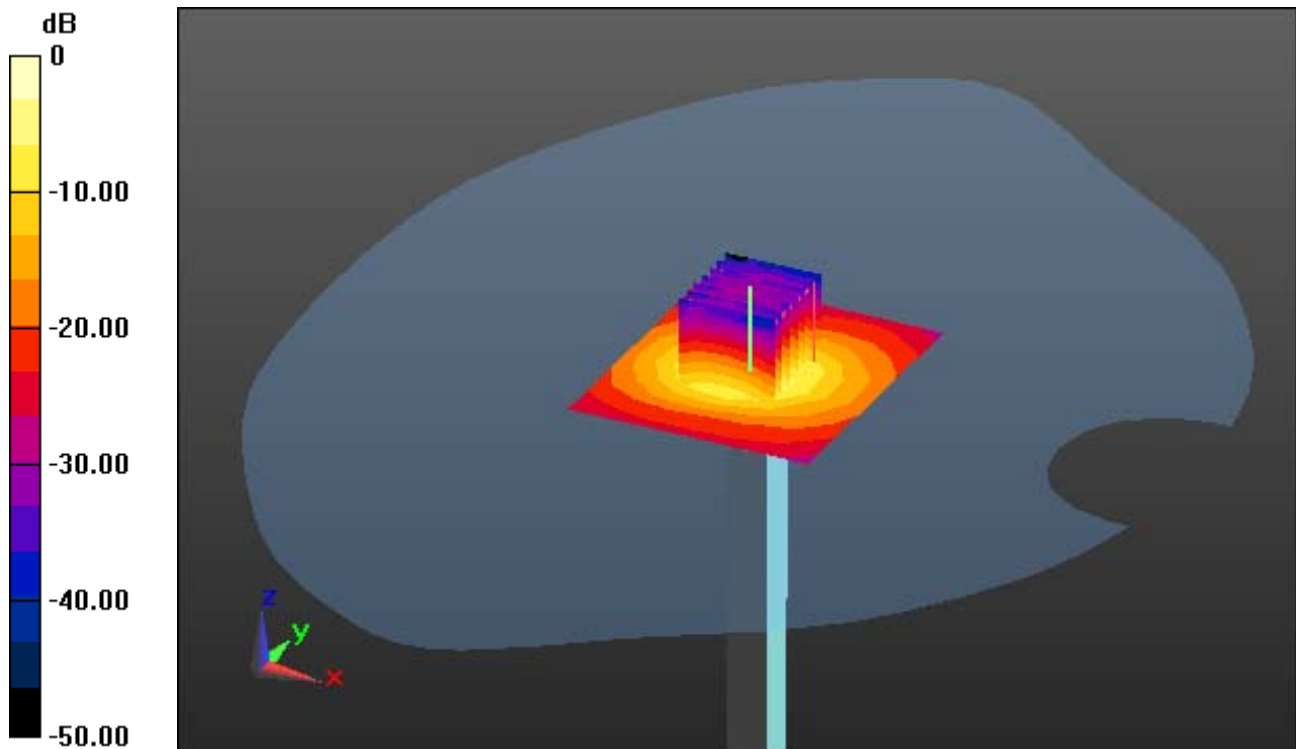
Area Scan (7x10x1): Measurement grid: dx=10mm, dy=10mm

Zoom Scan (7x7x12)/Cube 0: Measurement grid: dx=4mm, dy=4mm, dz=2mm

Power Drift = 0.09 dB

Peak SAR (extrapolated) = 29.9 W/kg

SAR(1 g) = 7.92 W/kg; SAR(10 g) = 2.29 W/kg



0 dB = 16.2 W/kg

DT&C Co., Ltd.

DUT: Dipole 5000 MHz; Type: D5GHzV2; Serial: D5GHzV2 - SN:1103

Communication System: CW (0); Frequency: 5600 MHz; Duty Cycle: 1:1
Medium parameters used: $f = 5600$ MHz; $\sigma = 5.828$ S/m; $\epsilon_r = 47.246$; $\rho = 1000$ kg/m³
Phantom section: Flat Section

DASY5 Configuration:

Probe: EX3DV4 - SN3916; ConvF(4.09, 4.09, 4.09); Calibrated: 4/28/2017; Electronics: DAE4 Sn1453
Phantom: SAM-twin middle(20deg probe tilt)_2013_09_24; Type: QD000P40CD; Serial: 1782
Measurement SW: DASY52, Version 52.8 (8); SEMCAD X Version 14.6.10 (7331)

Test Date: 2017-07-13; Ambient Temp: 21.4; Tissue Temp: 21.3

5600 MHz System Verification

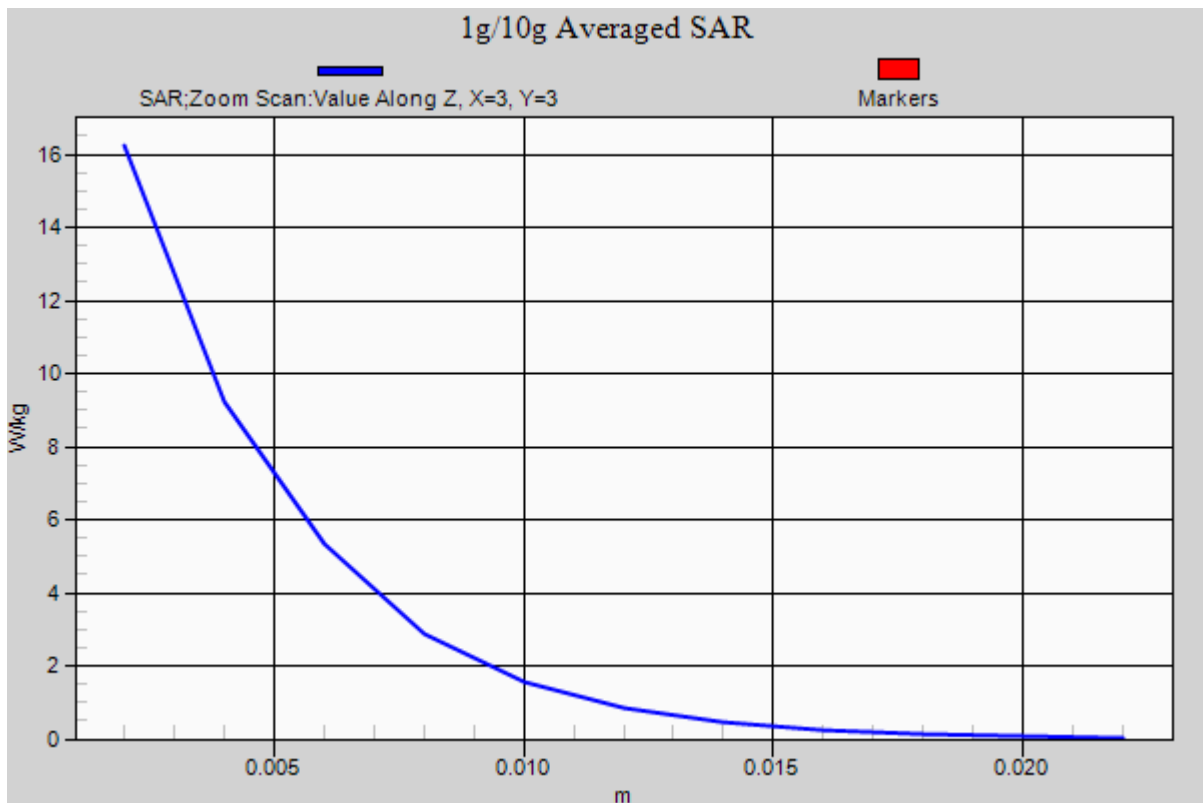
Area Scan (7x10x1): Measurement grid: dx=10mm, dy=10mm

Zoom Scan (7x7x12)/Cube 0: Measurement grid: dx=4mm, dy=4mm, dz=2mm

Power Drift = 0.09 dB

Peak SAR (extrapolated) = 29.9 W/kg

SAR(1 g) = 7.92 W/kg; SAR(10 g) = 2.29 W/kg



DT&C Co., Ltd.

DUT: Dipole 5000 MHz; Type: D5GHzV2; Serial: D5GHzV2 - SN:1103

Communication System: CW (0); Frequency: 5800 MHz; Duty Cycle: 1:1
Medium parameters used: $f = 5800$ MHz; $\sigma = 5.46$ S/m; $\epsilon_r = 34.83$; $\rho = 1000$ kg/m³
Phantom section: Flat Section

DASY5 Configuration:

Probe: EX3DV4 - SN3916; ConvF(4.84, 4.84, 4.84); Calibrated: 4/28/2017; Electronics: DAE4 Sn1453
Phantom: SAM-twin middle(20deg probe tilt)_2013_09_24; Type: QD000P40CD; Serial: 1782
Measurement SW: DASY52, Version 52.8 (8); SEMCAD X Version 14.6.10 (7331)

Test Date: 2017-07-14; Ambient Temp: 21.2; Tissue Temp: 21.0

5800 MHz System Verification

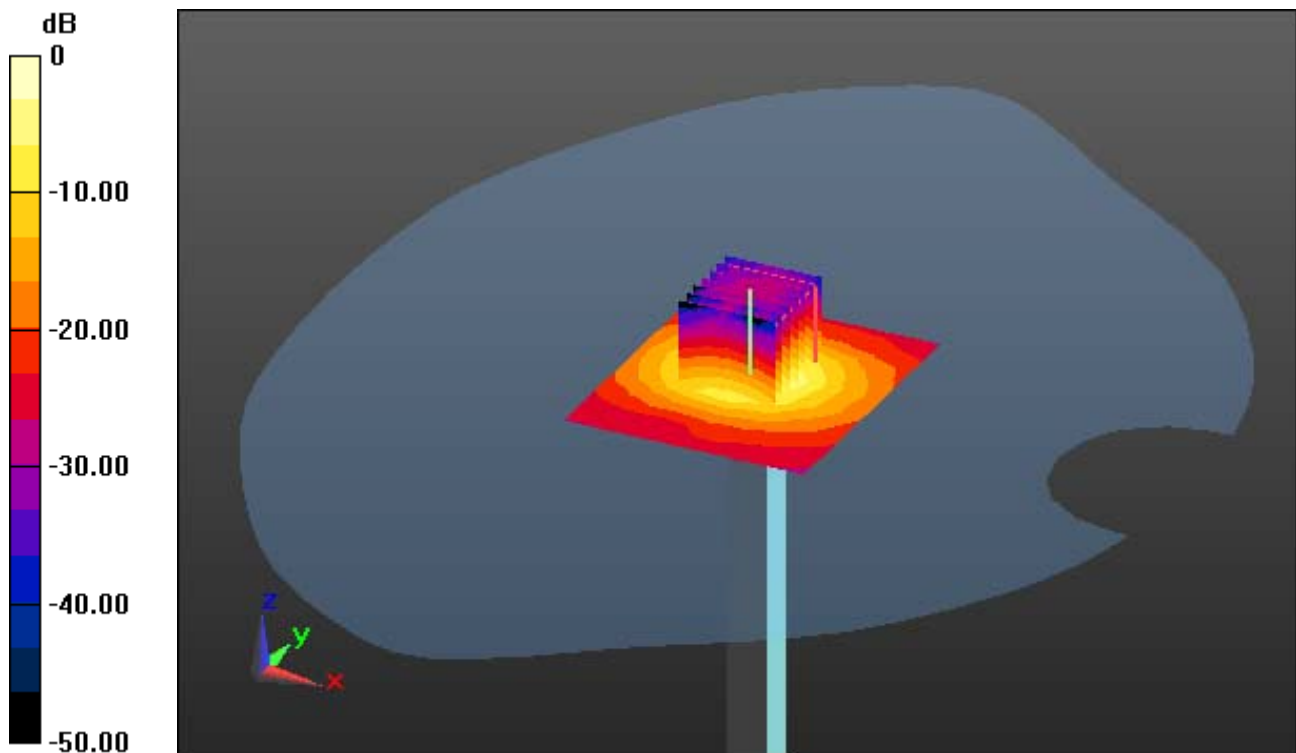
Area Scan (7x10x1): Measurement grid: dx=10mm, dy=10mm

Zoom Scan (7x7x12)/Cube 0: Measurement grid: dx=4mm, dy=4mm, dz=2mm

Power Drift = 0.12 dB

Peak SAR (extrapolated) = 31.1 W/kg

SAR(1 g) = 7.93 W/kg; SAR(10 g) = 2.29 W/kg



0 dB = 16.4 W/kg

DT&C Co., Ltd.

DUT: Dipole 5000 MHz; Type: D5GHzV2; Serial: D5GHzV2 - SN:1103

Communication System: CW (0); Frequency: 5800 MHz; Duty Cycle: 1:1
Medium parameters used: $f = 5800$ MHz; $\sigma = 5.46$ S/m; $\epsilon_r = 34.83$; $\rho = 1000$ kg/m³
Phantom section: Flat Section

DASY5 Configuration:

Probe: EX3DV4 - SN3916; ConvF(4.84, 4.84, 4.84); Calibrated: 4/28/2017; Electronics: DAE4 Sn1453
Phantom: SAM-twin middle(20deg probe tilt)_2013_09_24; Type: QD000P40CD; Serial: 1782
Measurement SW: DASY52, Version 52.8 (8); SEMCAD X Version 14.6.10 (7331)

Test Date: 2017-07-14; Ambient Temp: 21.2; Tissue Temp: 21.0

5800 MHz System Verification

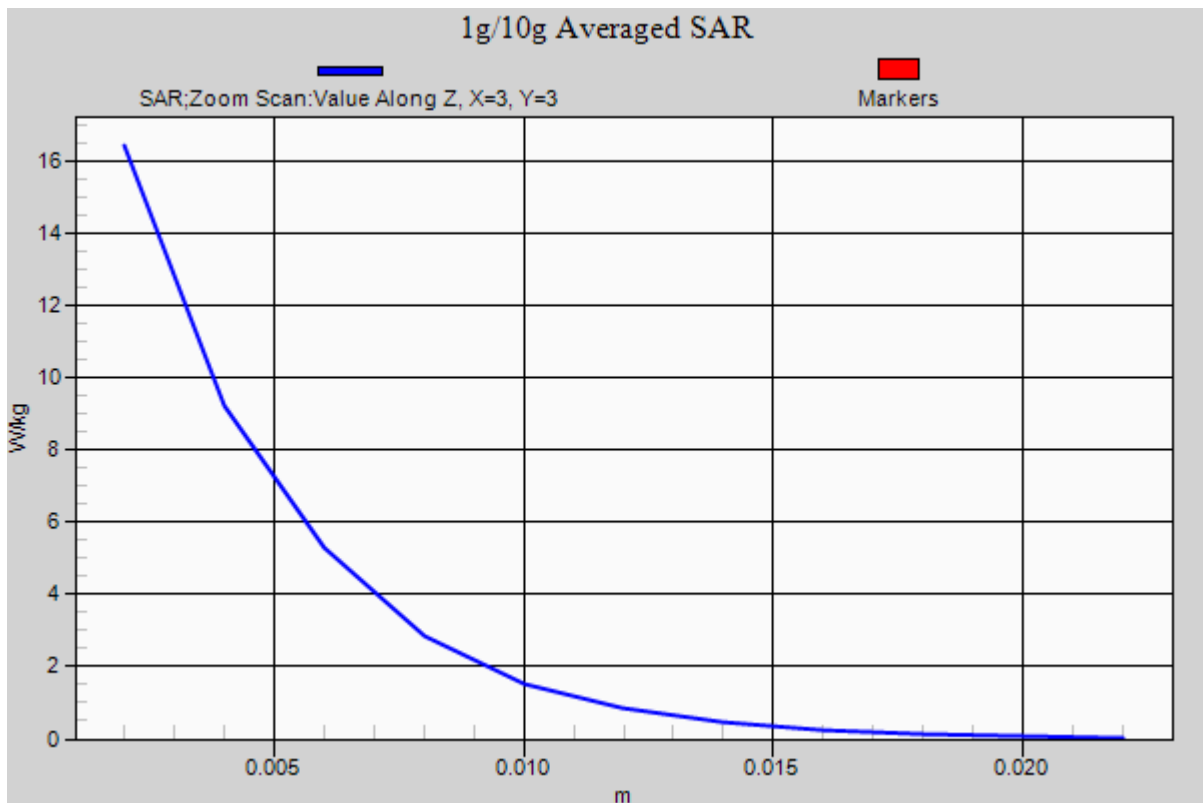
Area Scan (7x10x1): Measurement grid: dx=10mm, dy=10mm

Zoom Scan (7x7x12)/Cube 0: Measurement grid: dx=4mm, dy=4mm, dz=2mm

Power Drift = 0.12 dB

Peak SAR (extrapolated) = 31.1 W/kg

SAR(1 g) = 7.93 W/kg; SAR(10 g) = 2.29 W/kg



DT&C Co., Ltd.

DUT: Dipole 5000 MHz; Type: D5GHzV2; Serial: D5GHzV2 - SN:1103

Communication System: CW (0); Frequency: 5800 MHz; Duty Cycle: 1:1
Medium parameters used: $f = 5800$ MHz; $\sigma = 6.109$ S/m; $\epsilon_r = 46.793$; $\rho = 1000$ kg/m³
Phantom section: Flat Section

DASY5 Configuration:

Probe: EX3DV4 - SN3916; ConvF(4.22, 4.22, 4.22); Calibrated: 4/28/2017; Electronics: DAE4 Sn1453
Phantom: SAM-twin middle(20deg probe tilt)_2013_09_24; Type: QD000P40CD; Serial: 1782
Measurement SW: DASY52, Version 52.8 (8); SEMCAD X Version 14.6.10 (7331)

Test Date: 2017-07-14; Ambient Temp: 21.2; Tissue Temp: 21.0

5800 MHz System Verification

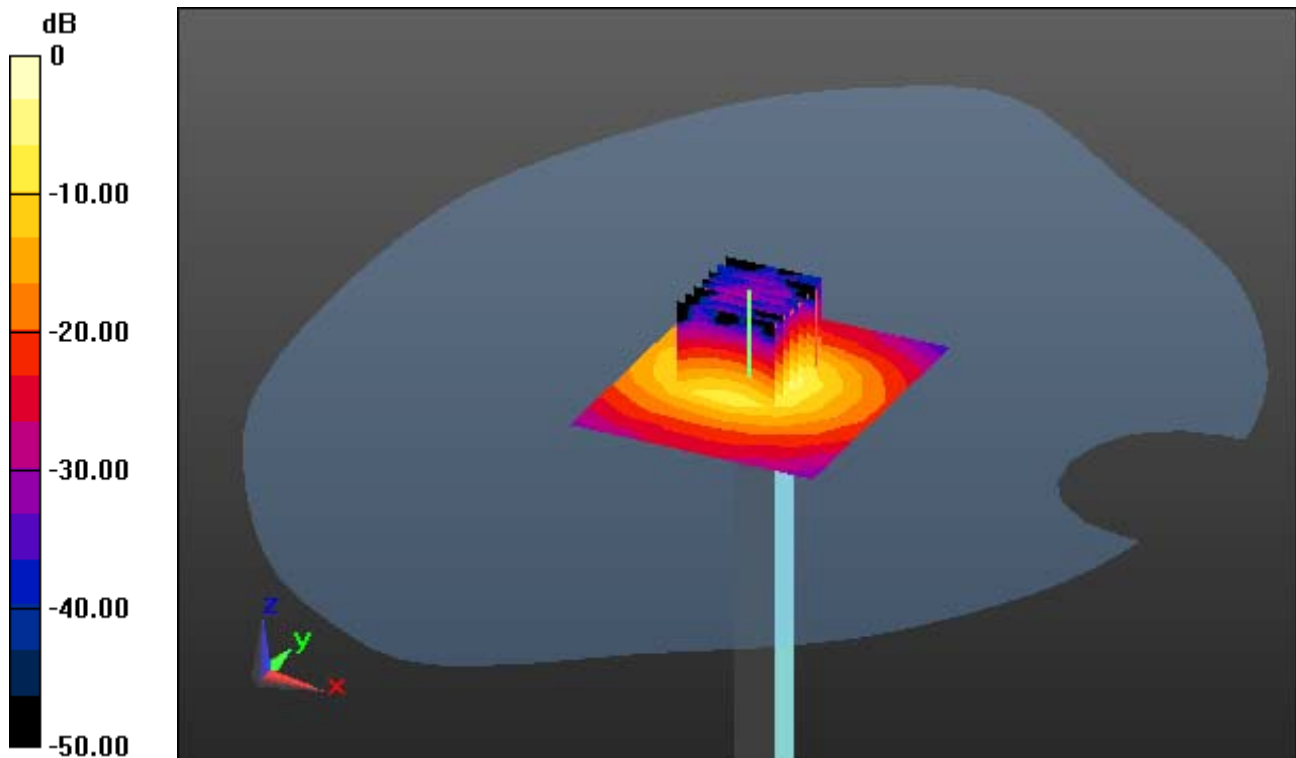
Area Scan (7x8x1): Measurement grid: dx=10mm, dy=10mm

Zoom Scan (7x7x12)/Cube 0: Measurement grid: dx=4mm, dy=4mm, dz=2mm

Power Drift = 0.11 dB

Peak SAR (extrapolated) = 29.0 W/kg

SAR(1 g) = 7.22 W/kg; SAR(10 g) = 2.05 W/kg



0 dB = 15.3 W/kg

DT&C Co., Ltd.

DUT: Dipole 5000 MHz; Type: D5GHzV2; Serial: D5GHzV2 - SN:1103

Communication System: CW (0); Frequency: 5800 MHz; Duty Cycle: 1:1
Medium parameters used: $f = 5800$ MHz; $\sigma = 6.109$ S/m; $\epsilon_r = 46.793$; $\rho = 1000$ kg/m³
Phantom section: Flat Section

DASY5 Configuration:

Probe: EX3DV4 - SN3916; ConvF(4.22, 4.22, 4.22); Calibrated: 4/28/2017; Electronics: DAE4 Sn1453
Phantom: SAM-twin middle(20deg probe tilt)_2013_09_24; Type: QD000P40CD; Serial: 1782
Measurement SW: DASY52, Version 52.8 (8); SEMCAD X Version 14.6.10 (7331)

Test Date: 2017-07-14; Ambient Temp: 21.2; Tissue Temp: 21.0

5800 MHz System Verification

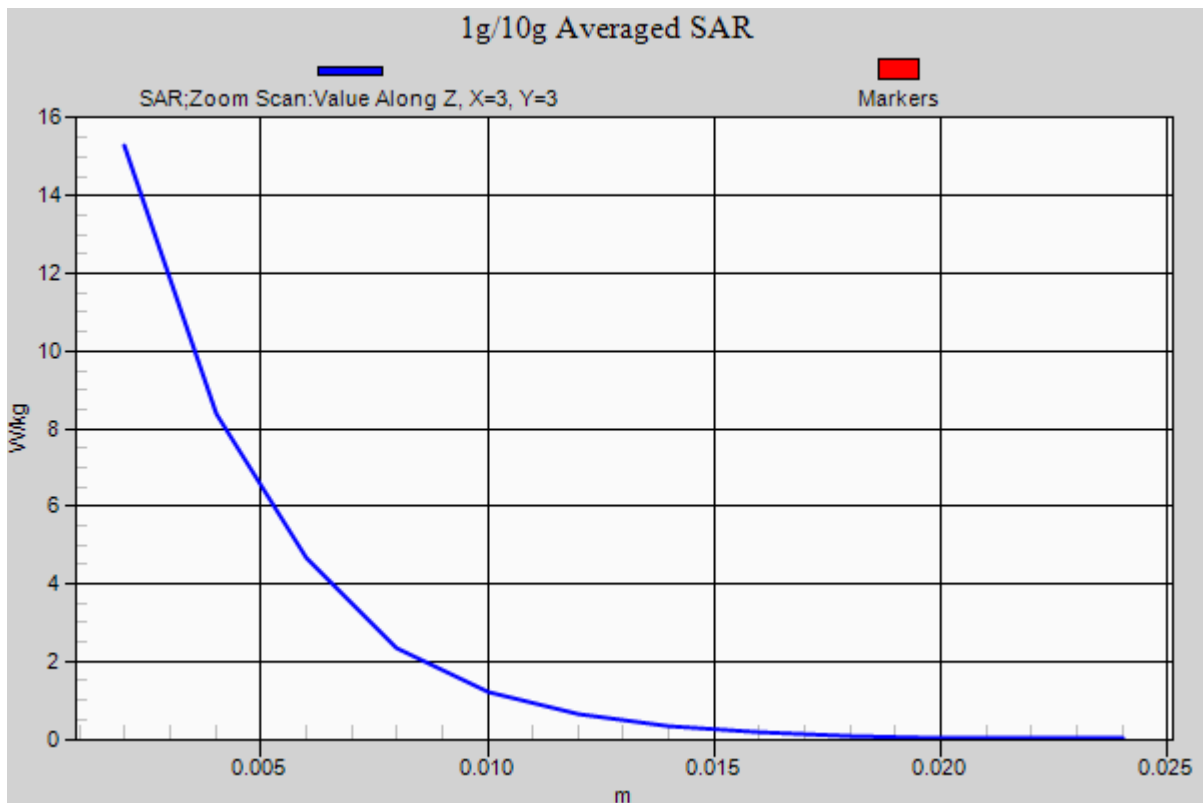
Area Scan (7x8x1): Measurement grid: dx=10mm, dy=10mm

Zoom Scan (7x7x12)/Cube 0: Measurement grid: dx=4mm, dy=4mm, dz=2mm

Power Drift = 0.11 dB

Peak SAR (extrapolated) = 29.0 W/kg

SAR(1 g) = 7.22 W/kg; SAR(10 g) = 2.05 W/kg



DT&C Co., Ltd.

DUT: PM70; Type: PDA

Communication System: WCDMA 850 (0); Frequency: 836.6 MHz; Duty Cycle: 1:1
Medium parameters used: $f = 836.6$ MHz; $\sigma = 0.888$ S/m; $\epsilon_r = 40.001$; $\rho = 1000$ kg/m³
Phantom section: Right Section

DASY5 Configuration:

Probe: EX3DV4 - SN3866; ConvF(9.6, 9.6, 9.6); Calibrated: 5/31/2017; Electronics: DAE4 Sn1453
Phantom: SAM-twin right (20deg probe tilt)_2013_09_24; Type: QD000P40CD; Serial: TP:1783
Measurement SW: DASY52, Version 52.8 (8); SEMCAD X Version 14.6.10 (7331)

Test Date: 2017-07-03; Ambient Temp: 22.1; Tissue Temp: 22.0

Right Touch, WCDMA850 Ch. 4183, Ant Internal, Standard Battery

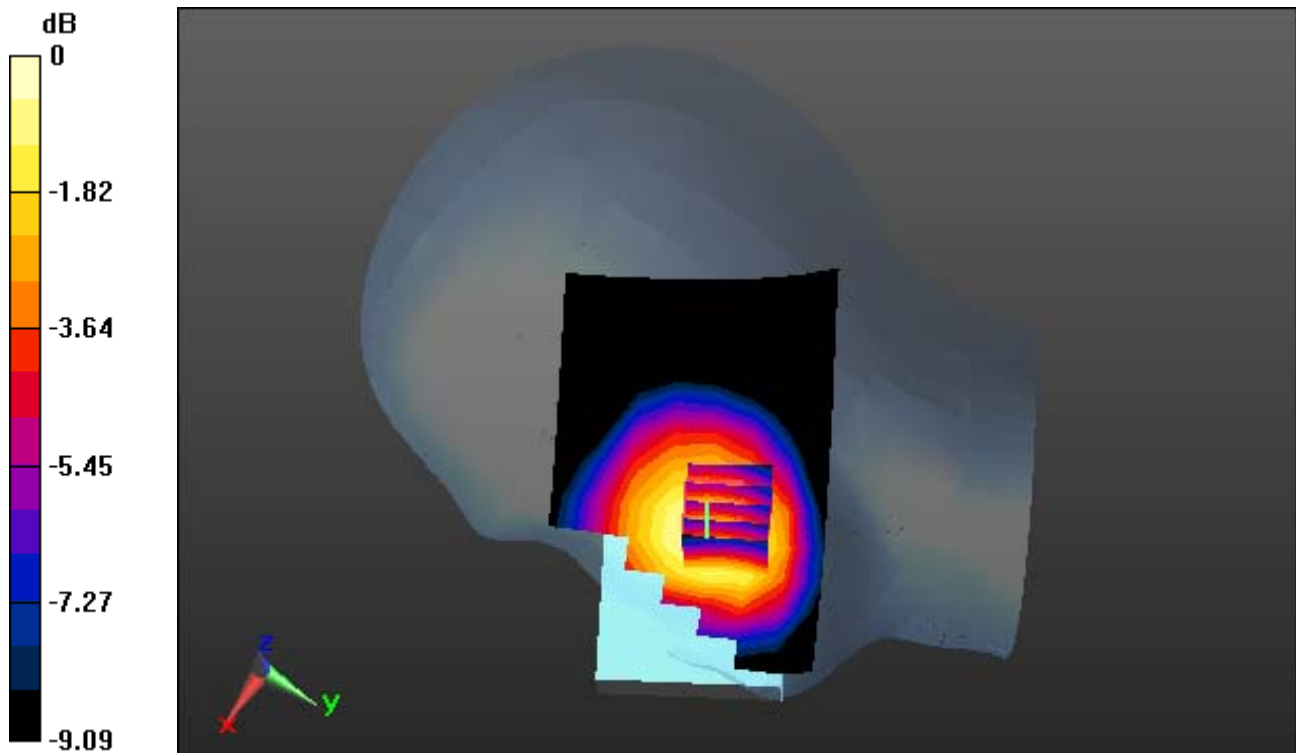
Area Scan (8x13x1): Measurement grid: dx=15mm, dy=15mm

Zoom Scan (5x5x7)/Cube 0: Measurement grid: dx=8mm, dy=8mm, dz=5mm

Power Drift = 0.02 dB

Peak SAR (extrapolated) = 0.479 W/kg

SAR(1 g) = 0.396 W/kg; SAR(10 g) = 0.304 W/kg



DT&C Co., Ltd.

DUT: PM70; Type: PDA

Communication System: WCDMA 850 (0); Frequency: 836.6 MHz; Duty Cycle: 1:1
Medium parameters used: $f = 836.6$ MHz; $\sigma = 0.888$ S/m; $\epsilon_r = 40.001$; $\rho = 1000$ kg/m³
Phantom section: Right Section

DASY5 Configuration:

Probe: EX3DV4 - SN3866; ConvF(9.6, 9.6, 9.6); Calibrated: 5/31/2017; Electronics: DAE4 Sn1453
Phantom: SAM-twin right (20deg probe tilt)_2013_09_24; Type: QD000P40CD; Serial: TP:1783
Measurement SW: DASY52, Version 52.8 (8); SEMCAD X Version 14.6.10 (7331)

Test Date: 2017-07-03; Ambient Temp: 22.1; Tissue Temp: 22.0

Right Touch, WCDMA850 Ch. 4183, Ant Internal, Standard Battery

With Enlarge Plot image

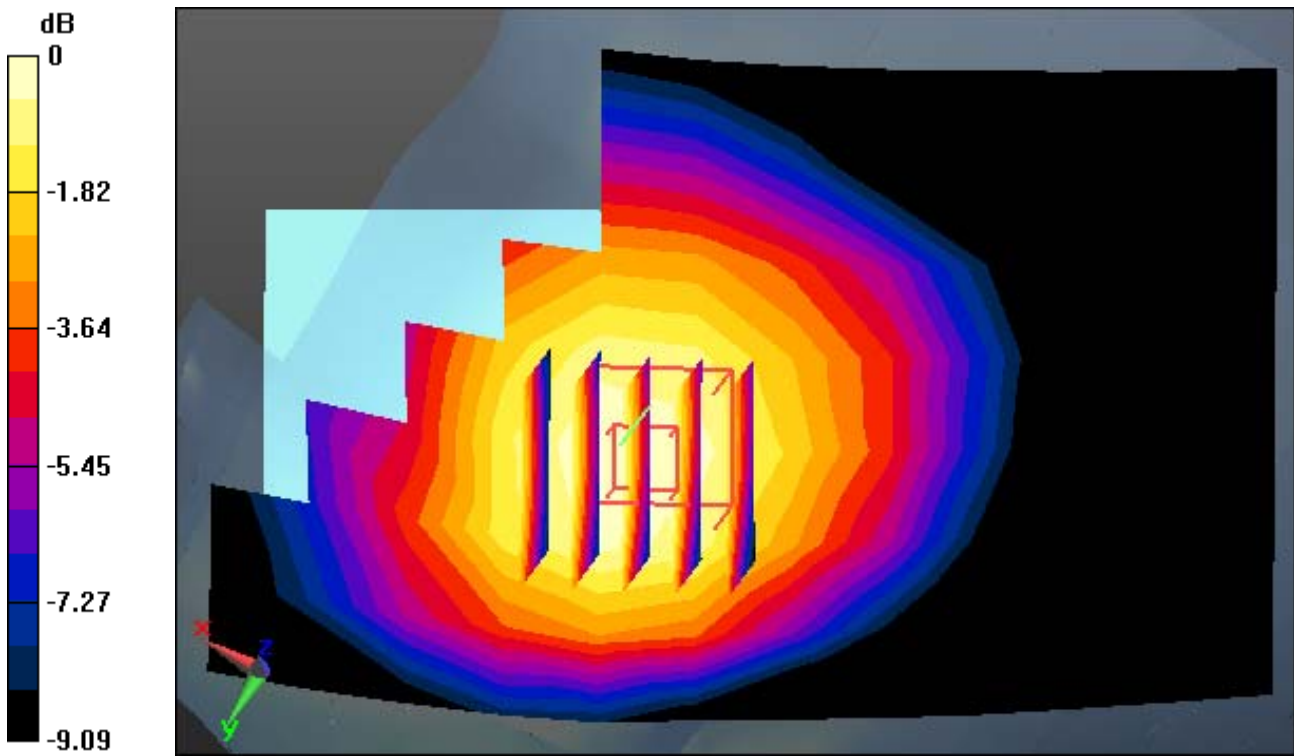
Area Scan (8x13x1): Measurement grid: dx=15mm, dy=15mm

Zoom Scan (5x5x7)/Cube 0: Measurement grid: dx=8mm, dy=8mm, dz=5mm

Power Drift = 0.02 dB

Peak SAR (extrapolated) = 0.479 W/kg

SAR(1 g) = 0.396 W/kg; SAR(10 g) = 0.304 W/kg



0 dB = 0.440 W/kg

DT&C Co., Ltd.

DUT: PM70; Type: PDA

Communication System: WCDMA 850 (0); Frequency: 836.6 MHz; Duty Cycle: 1:1
Medium parameters used: $f = 836.6$ MHz; $\sigma = 0.888$ S/m; $\epsilon_r = 40.001$; $\rho = 1000$ kg/m³
Phantom section: Right Section

DASY5 Configuration:"

Probe: EX3DV4 - SN3866; ConvF(9.6, 9.6, 9.6); Calibrated: 5/31/2017; Electronics: DAE4 Sn1453
Phantom: SAM-twin right (20deg probe tilt)_2013_09_24; Type: QD000P40CD; Serial: TP:1783
Measurement SW: DASY52, Version 52.8 (8); SEMCAD X Version 14.6.10 (7331)

Test Date: 2017-07-03; Ambient Temp: 22.1; Tissue Temp: 22.0

Right Touch, WCDMA850 Ch. 4183, Ant Internal, Standard Battery

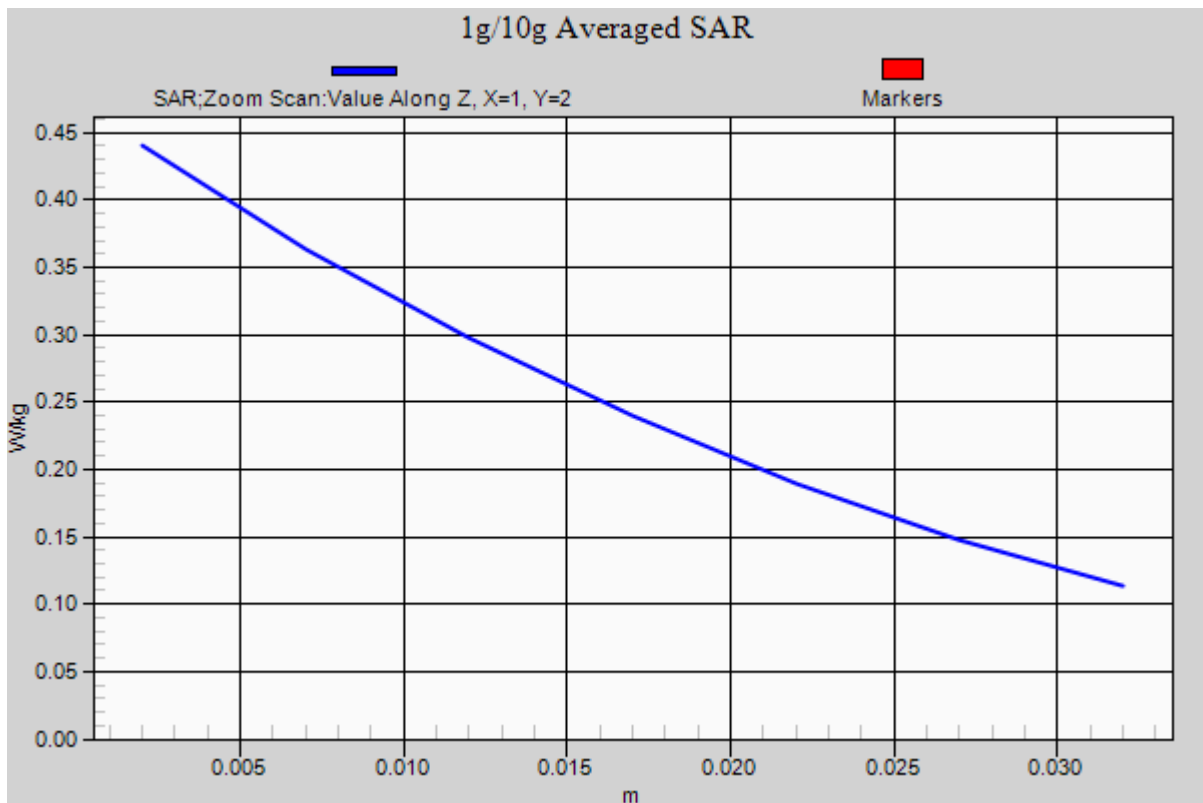
Area Scan (8x13x1): Measurement grid: dx=15mm, dy=15mm

Zoom Scan (5x5x7)/Cube 0: Measurement grid: dx=8mm, dy=8mm, dz=5mm

Power Drift = 0.02 dB

Peak SAR (extrapolated) = 0.479 W/kg

SAR(1 g) = 0.396 W/kg; SAR(10 g) = 0.304 W/kg



DT&C Co., Ltd.

DUT: PM70; Type: PDA

Communication System: WCDMA 1900 (0); Frequency: 1907.6 MHz; Duty Cycle: 1:1
Medium parameters used: $f = 1907.6$ MHz; $\sigma = 1.41$ S/m; $\epsilon_r = 39.41$; $\rho = 1000$ kg/m³
Phantom section: Left Section

DASY5 Configuration:

Probe: EX3DV4 - SN3866; ConvF(7.93, 7.93, 7.93); Calibrated: 5/31/2017; Electronics: DAE4 Sn1453
Phantom: SAM-twin middle(20deg probe tilt)_2013_09_24; Type: QD000P40CD; Serial: 1782
Measurement SW: DASY52, Version 52.8 (8); SEMCAD X Version 14.6.10 (7331)

Test Date: 2017-07-04; Ambient Temp: 21.9; Tissue Temp: 21.8

Left Touch, WCDMA1900 Ch. 9538, Ant Internal, Standard Battery

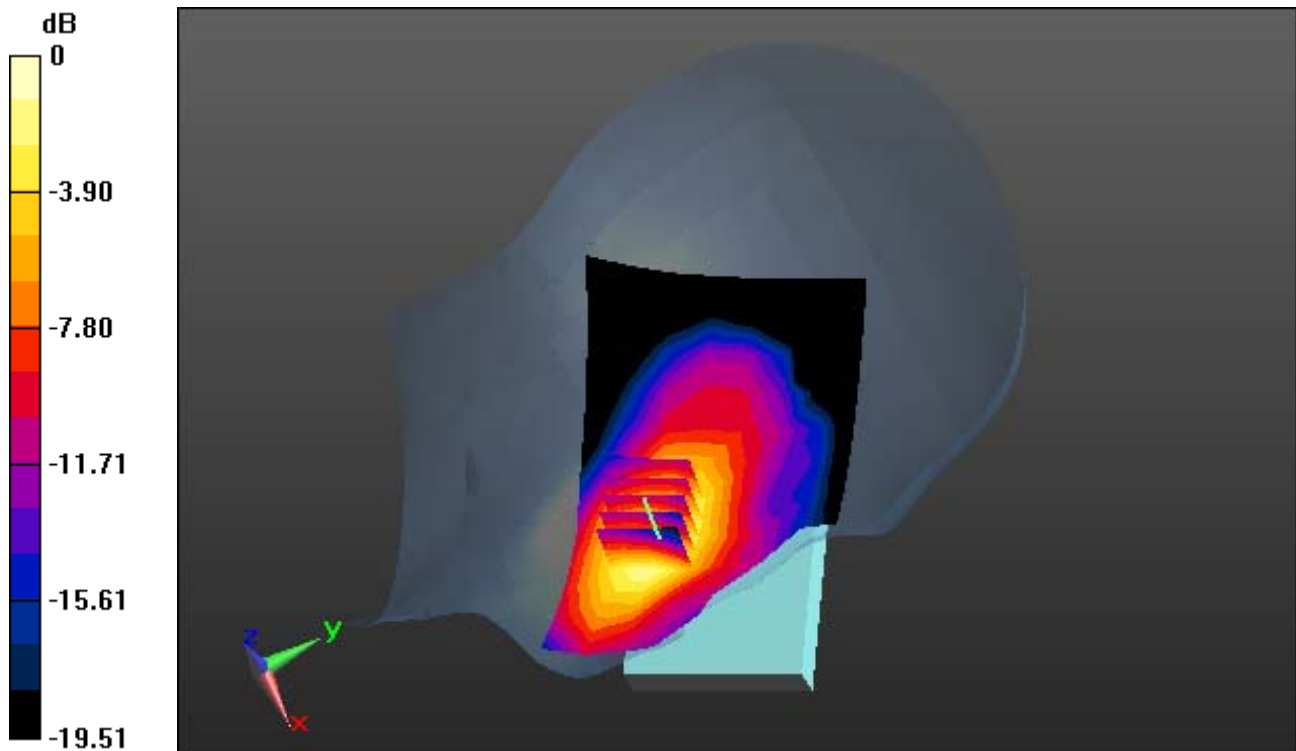
Area Scan (8x13x1): Measurement grid: dx=15mm, dy=15mm

Zoom Scan (5x5x7)/Cube 0: Measurement grid: dx=8mm, dy=8mm, dz=5mm

Power Drift = 0.06 dB

Peak SAR (extrapolated) = 1.58 W/kg

SAR(1 g) = 1.000 W/kg; SAR(10 g) = 0.601 W/kg



0 dB = 1.27 W/kg

DT&C Co., Ltd.

DUT: PM70; Type: PDA

Communication System: WCDMA 1900 (0); Frequency: 1907.6 MHz; Duty Cycle: 1:1
Medium parameters used: $f = 1907.6$ MHz; $\sigma = 1.41$ S/m; $\epsilon_r = 39.41$; $\rho = 1000$ kg/m³
Phantom section: Left Section

DASY5 Configuration:

Probe: EX3DV4 - SN3866; ConvF(7.93, 7.93, 7.93); Calibrated: 5/31/2017; Electronics: DAE4 Sn1453
Phantom: SAM-twin middle(20deg probe tilt)_2013_09_24; Type: QD000P40CD; Serial: 1782
Measurement SW: DASY52, Version 52.8 (8); SEMCAD X Version 14.6.10 (7331)

Test Date: 2017-07-04; Ambient Temp: 21.9; Tissue Temp: 21.8

Left Touch, WCDMA1900 Ch. 9538, Ant Internal, Standard Battery

With Enlarge Plot image

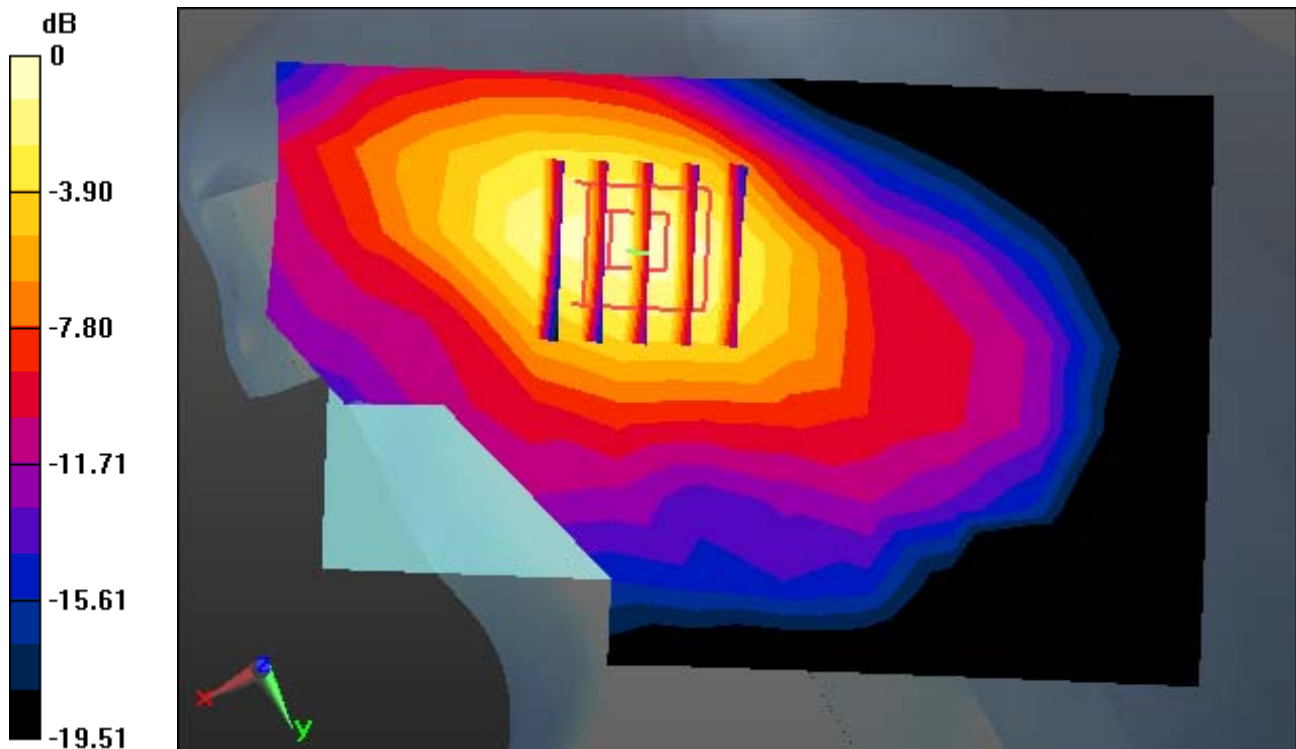
Area Scan (8x13x1): Measurement grid: dx=15mm, dy=15mm

Zoom Scan (5x5x7)/Cube 0: Measurement grid: dx=8mm, dy=8mm, dz=5mm

Power Drift = 0.06 dB

Peak SAR (extrapolated) = 1.58 W/kg

SAR(1 g) = 1.000 W/kg; SAR(10 g) = 0.601 W/kg



0 dB = 1.27 W/kg

DT&C Co., Ltd.

DUT: PM70; Type: PDA

Communication System: WCDMA 1900 (0); Frequency: 1907.6 MHz; Duty Cycle: 1:1
Medium parameters used: $f = 1907.6$ MHz; $\sigma = 1.41$ S/m; $\epsilon_r = 39.41$; $\rho = 1000$ kg/m³
Phantom section: Left Section

DASY5 Configuration:

Probe: EX3DV4 - SN3866; ConvF(7.93, 7.93, 7.93); Calibrated: 5/31/2017; Electronics: DAE4 Sn1453
Phantom: SAM-twin middle(20deg probe tilt)_2013_09_24; Type: QD000P40CD; Serial: 1782
Measurement SW: DASY52, Version 52.8 (8); SEMCAD X Version 14.6.10 (7331)

Test Date: 2017-07-04; Ambient Temp: 21.9; Tissue Temp: 21.8

Left Touch, WCDMA1900 Ch. 9538, Ant Internal, Standard Battery

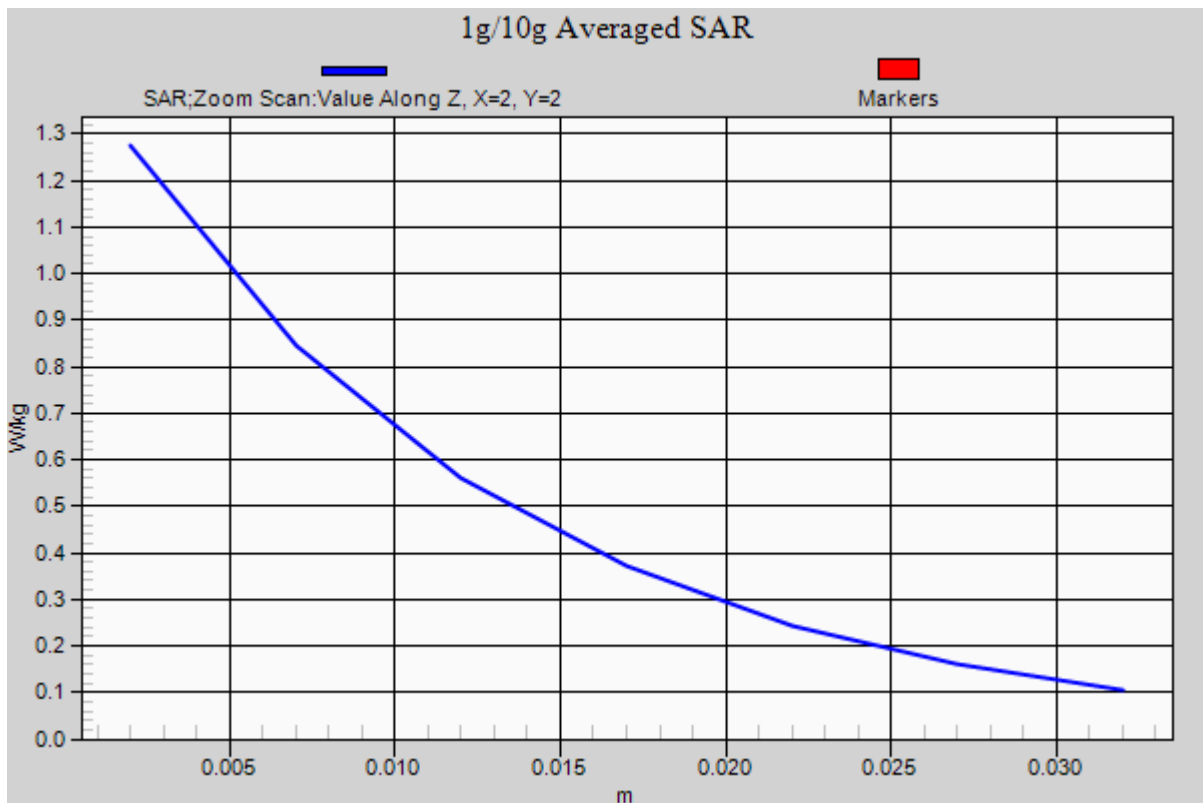
Area Scan (8x13x1): Measurement grid: dx=15mm, dy=15mm

Zoom Scan (5x5x7)/Cube 0: Measurement grid: dx=8mm, dy=8mm, dz=5mm

Power Drift = 0.06 dB

Peak SAR (extrapolated) = 1.58 W/kg

SAR(1 g) = 1.000 W/kg; SAR(10 g) = 0.601 W/kg



DT&C Co., Ltd.

DUT: PM70; Type: PDA

Communication System: LTE Band 17 FCC (0); Frequency: 710 MHz; Duty Cycle: 1:1
Medium parameters used: $f = 710 \text{ MHz}$; $\sigma = 0.854 \text{ S/m}$; $\epsilon_r = 41.101$; $\rho = 1000 \text{ kg/m}^3$
Phantom section: Left Section

DASY5 Configuration:

Probe: EX3DV4 - SN3866; ConvF(10.18, 10.18, 10.18); Calibrated: 5/31/2017; Electronics: DAE4 Sn1453
Phantom: SAM-twin right (20deg probe tilt)_2013_09_24; Type: QD000P40CD; Serial: TP:1783
Measurement SW: DASY52, Version 52.8 (8); SEMCAD X Version 14.6.10 (7331)

Test Date: 2017-07-10; Ambient Temp: 21.9; Tissue Temp: 21.7

Left Touch, LTE Band 17 Ch. 23790, Ant Internal, Standard Battery

Mode : BandWidth 10 MHz, QPSK, RB Size: 1

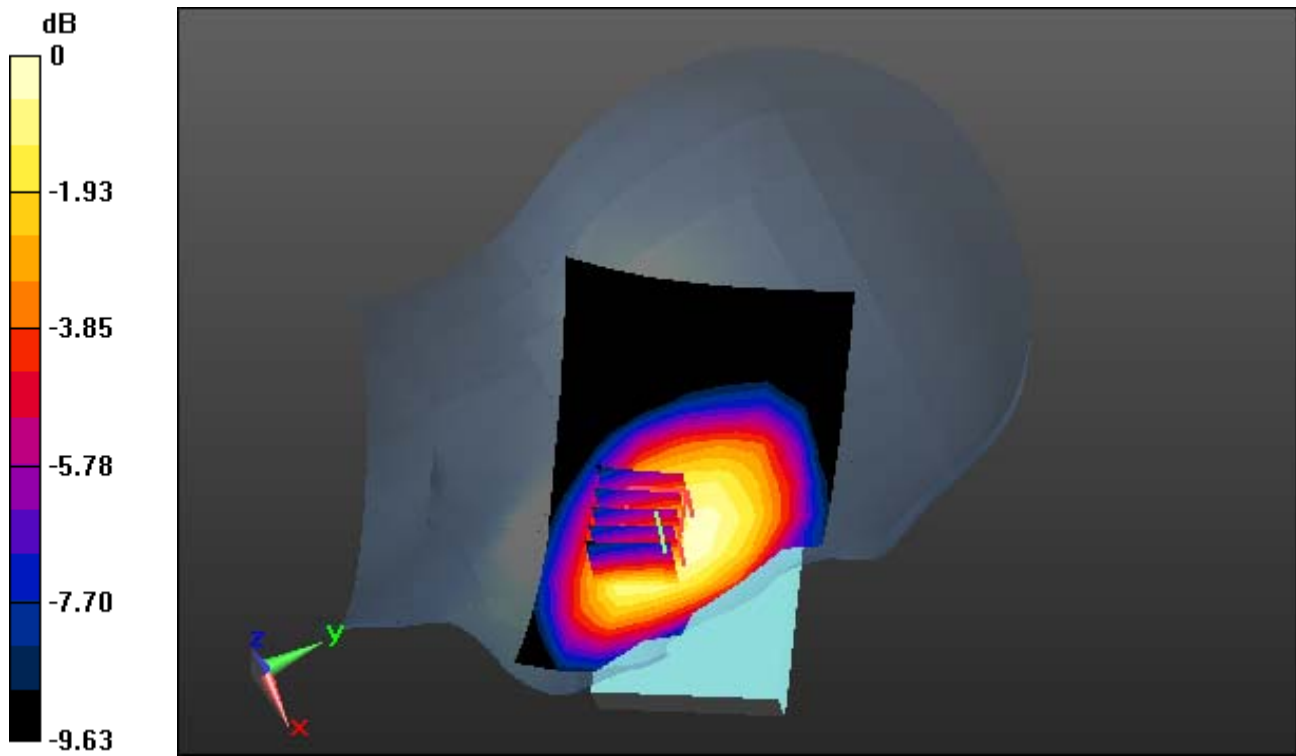
Area Scan (8x13x1): Measurement grid: $dx=15\text{mm}$, $dy=15\text{mm}$

Zoom Scan (5x5x7)/Cube 0: Measurement grid: $dx=8\text{mm}$, $dy=8\text{mm}$, $dz=5\text{mm}$

Power Drift = 0.09 dB

Peak SAR (extrapolated) = 0.282 W/kg

SAR(1 g) = 0.218 W/kg; SAR(10 g) = 0.164 W/kg



0 dB = 0.250 W/kg

DT&C Co., Ltd.

DUT: PM70; Type: PDA

Communication System: LTE Band 17 FCC (0); Frequency: 710 MHz; Duty Cycle: 1:1
Medium parameters used: $f = 710 \text{ MHz}$; $\sigma = 0.854 \text{ S/m}$; $\epsilon_r = 41.101$; $\rho = 1000 \text{ kg/m}^3$
Phantom section: Left Section

DASY5 Configuration:

Probe: EX3DV4 - SN3866; ConvF(10.18, 10.18, 10.18); Calibrated: 5/31/2017; Electronics: DAE4 Sn1453
Phantom: SAM-twin right (20deg probe tilt)_2013_09_24; Type: QD000P40CD; Serial: TP:1783
Measurement SW: DASY52, Version 52.8 (8); SEMCAD X Version 14.6.10 (7331)

Test Date: 2017-07-10; Ambient Temp: 21.9; Tissue Temp: 21.7

Left Touch, LTE Band 17 Ch. 23790, Ant Internal, Standard Battery

Mode : BandWidth 10 MHz, QPSK, RB Size: 1

With Enlarge Plot image

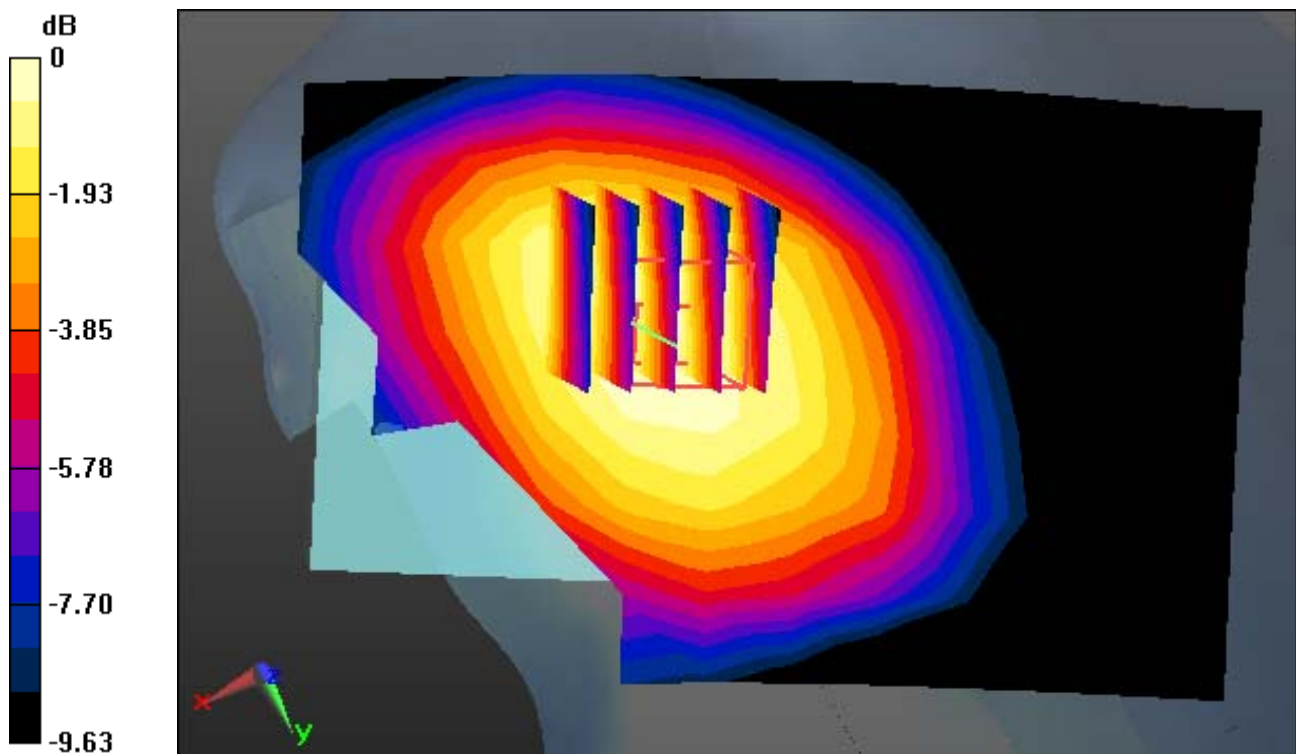
Area Scan (8x13x1): Measurement grid: $dx=15\text{mm}$, $dy=15\text{mm}$

Zoom Scan (5x5x7)/Cube 0: Measurement grid: $dx=8\text{mm}$, $dy=8\text{mm}$, $dz=5\text{mm}$

Power Drift = 0.09 dB

Peak SAR (extrapolated) = 0.282 W/kg

SAR(1 g) = 0.218 W/kg; SAR(10 g) = 0.164 W/kg



0 dB = 0.250 W/kg

DT&C Co., Ltd.

DUT: PM70; Type: PDA

Communication System: LTE Band 17 FCC (0); Frequency: 710 MHz; Duty Cycle: 1:1
Medium parameters used: $f = 710 \text{ MHz}$; $\sigma = 0.854 \text{ S/m}$; $\epsilon_r = 41.101$; $\rho = 1000 \text{ kg/m}^3$
Phantom section: Left Section

DASY5 Configuration:

Probe: EX3DV4 - SN3866; ConvF(10.18, 10.18, 10.18); Calibrated: 5/31/2017; Electronics: DAE4 Sn1453
Phantom: SAM-twin right (20deg probe tilt)_2013_09_24; Type: QD000P40CD; Serial: TP:1783
Measurement SW: DASY52, Version 52.8 (8); SEMCAD X Version 14.6.10 (7331)

Test Date: 2017-07-10; Ambient Temp: 21.9; Tissue Temp: 21.7

Left Touch, LTE Band 17 Ch. 23790, Ant Internal, Standard Battery

Mode : BandWidth 10 MHz, QPSK, RB Size: 1

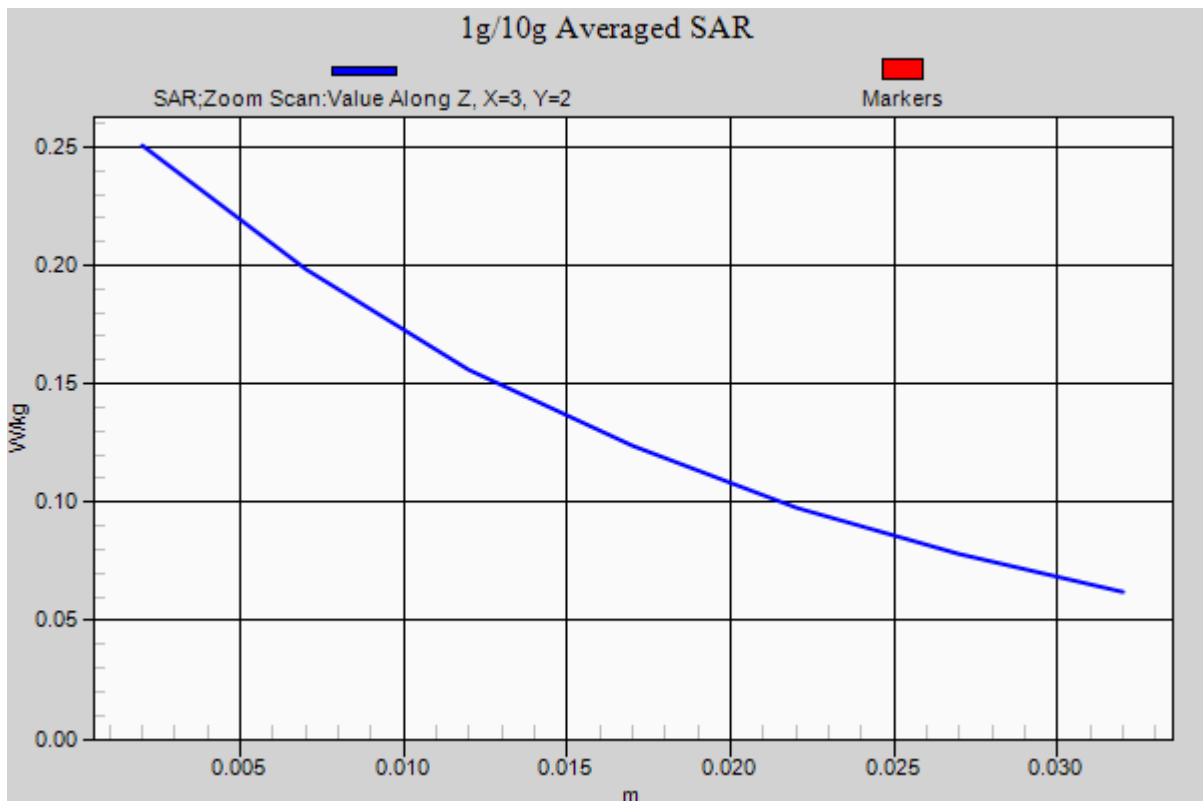
Area Scan (8x13x1): Measurement grid: $dx=15\text{mm}$, $dy=15\text{mm}$

Zoom Scan (5x5x7)/Cube 0: Measurement grid: $dx=8\text{mm}$, $dy=8\text{mm}$, $dz=5\text{mm}$

Power Drift = 0.09 dB

Peak SAR (extrapolated) = 0.282 W/kg

SAR(1 g) = 0.218 W/kg; SAR(10 g) = 0.164 W/kg



DT&C Co., Ltd.

DUT: PM70; Type: PDA

Communication System: LTE Band 5 (FCC) (0); Frequency: 836.5 MHz; Duty Cycle: 1:1
Medium parameters used (interpolated): $f = 836.5$ MHz; $\sigma = 0.882$ S/m; $\epsilon_r = 40.091$; $\rho = 1000$ kg/m³
Phantom section: Right Section

DASY5 Configuration:

Probe: EX3DV4 - SN3866; ConvF(9.6, 9.6, 9.6); Calibrated: 5/31/2017; Electronics: DAE4 Sn1453
Phantom: SAM-twin right (20deg probe tilt)_2013_09_24; Type: QD000P40CD; Serial: TP:1783
Measurement SW: DASY52, Version 52.8 (8); SEMCAD X Version 14.6.10 (7331)

Test Date: 2017-07-06; Ambient Temp: 21.7; Tissue Temp: 21.5

Right Touch, LTE Band 5 Ch. 20525, Ant Internal, Standard Battery

Mode : BandWidth 10 MHz, QPSK, RB Size: 1

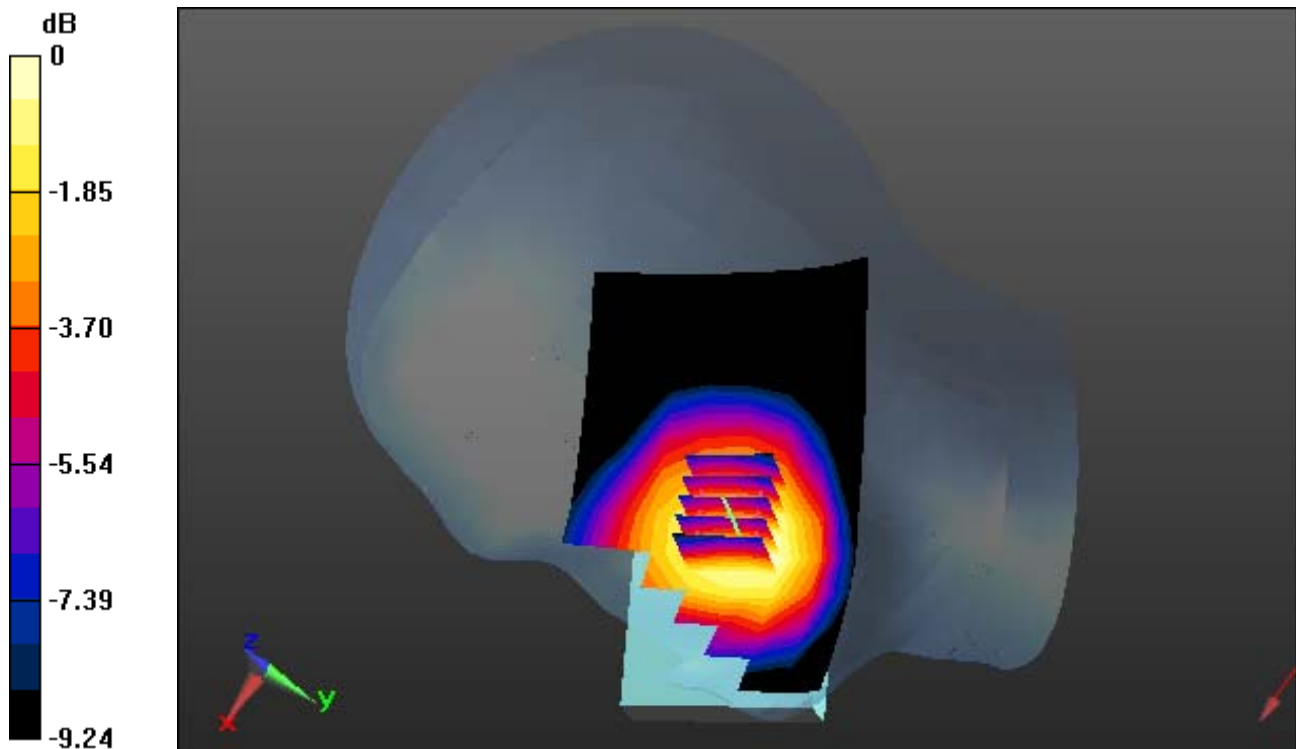
Area Scan (8x13x1): Measurement grid: dx=15mm, dy=15mm

Zoom Scan (5x5x7)/Cube 0: Measurement grid: dx=8mm, dy=8mm, dz=5mm

Power Drift = 0.10 dB

Peak SAR (extrapolated) = 0.385 W/kg

SAR(1 g) = 0.306 W/kg; SAR(10 g) = 0.231 W/kg



0 dB = 0.344 W/kg

DT&C Co., Ltd.

DUT: PM70; Type: PDA

Communication System: LTE Band 5 (FCC) (0); Frequency: 836.5 MHz; Duty Cycle: 1:1
Medium parameters used (interpolated): $f = 836.5$ MHz; $\sigma = 0.882$ S/m; $\epsilon_r = 40.091$; $\rho = 1000$ kg/m³
Phantom section: Right Section

DASY5 Configuration:

Probe: EX3DV4 - SN3866; ConvF(9.6, 9.6, 9.6); Calibrated: 5/31/2017; Electronics: DAE4 Sn1453
Phantom: SAM-twin right (20deg probe tilt)_2013_09_24; Type: QD000P40CD; Serial: TP:1783
Measurement SW: DASY52, Version 52.8 (8); SEMCAD X Version 14.6.10 (7331)

Test Date: 2017-07-06; Ambient Temp: 21.7; Tissue Temp: 21.5

Right Touch, LTE Band 5 Ch. 20525, Ant Internal, Standard Battery

Mode : BandWidth 10 MHz, QPSK, RB Size: 1

With Enlarge Plot image

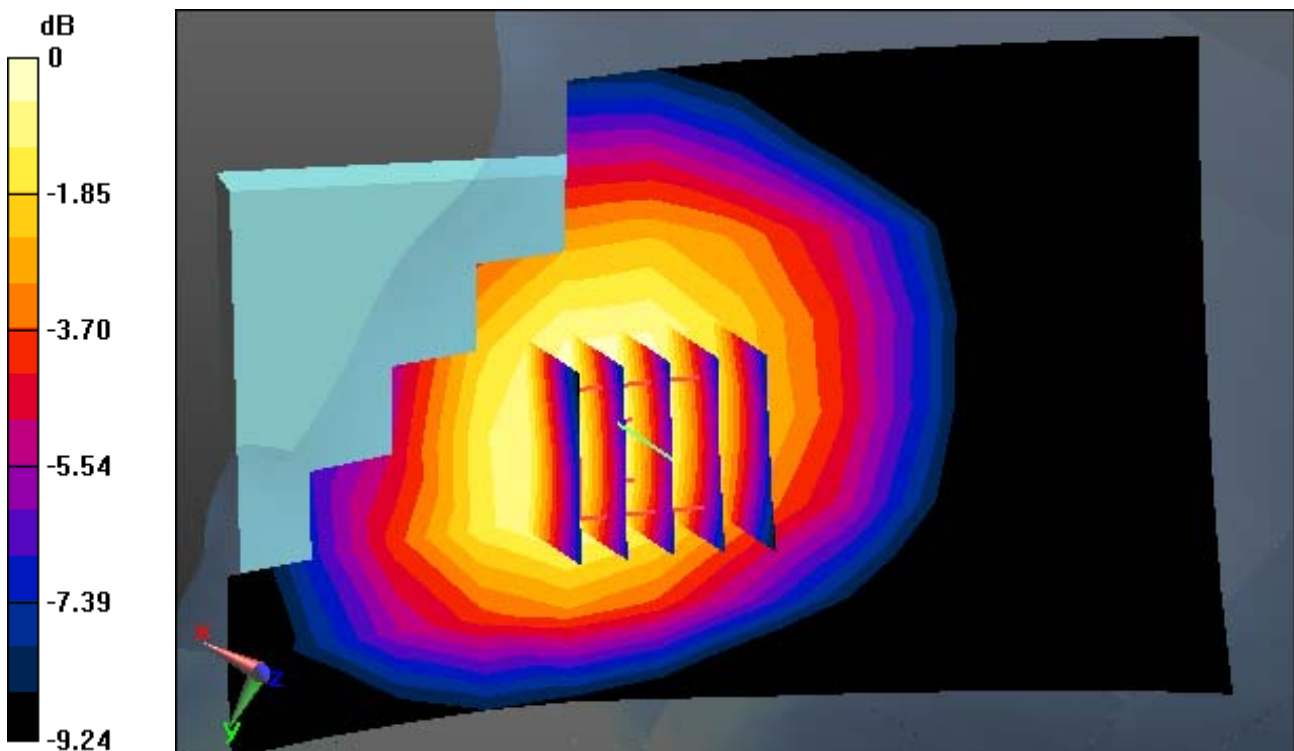
Area Scan (8x13x1): Measurement grid: dx=15mm, dy=15mm

Zoom Scan (5x5x7)/Cube 0: Measurement grid: dx=8mm, dy=8mm, dz=5mm

Power Drift = 0.10 dB

Peak SAR (extrapolated) = 0.385 W/kg

SAR(1 g) = 0.306 W/kg; SAR(10 g) = 0.231 W/kg



0 dB = 0.344 W/kg

DT&C Co., Ltd.

DUT: PM70; Type: PDA

Communication System: LTE Band 5 (FCC) (0); Frequency: 836.5 MHz; Duty Cycle: 1:1
Medium parameters used (interpolated): $f = 836.5$ MHz; $\sigma = 0.882$ S/m; $\epsilon_r = 40.091$; $\rho = 1000$ kg/m³
Phantom section: Right Section

DASY5 Configuration:

Probe: EX3DV4 - SN3866; ConvF(9.6, 9.6, 9.6); Calibrated: 5/31/2017; Electronics: DAE4 Sn1453
Phantom: SAM-twin right (20deg probe tilt)_2013_09_24; Type: QD000P40CD; Serial: TP:1783
Measurement SW: DASY52, Version 52.8 (8); SEMCAD X Version 14.6.10 (7331)

Test Date: 2017-07-06; Ambient Temp: 21.7; Tissue Temp: 21.5

Right Touch, LTE Band 5 Ch. 20525, Ant Internal, Standard Battery

Mode : BandWidth 10 MHz, QPSK, RB Size: 1

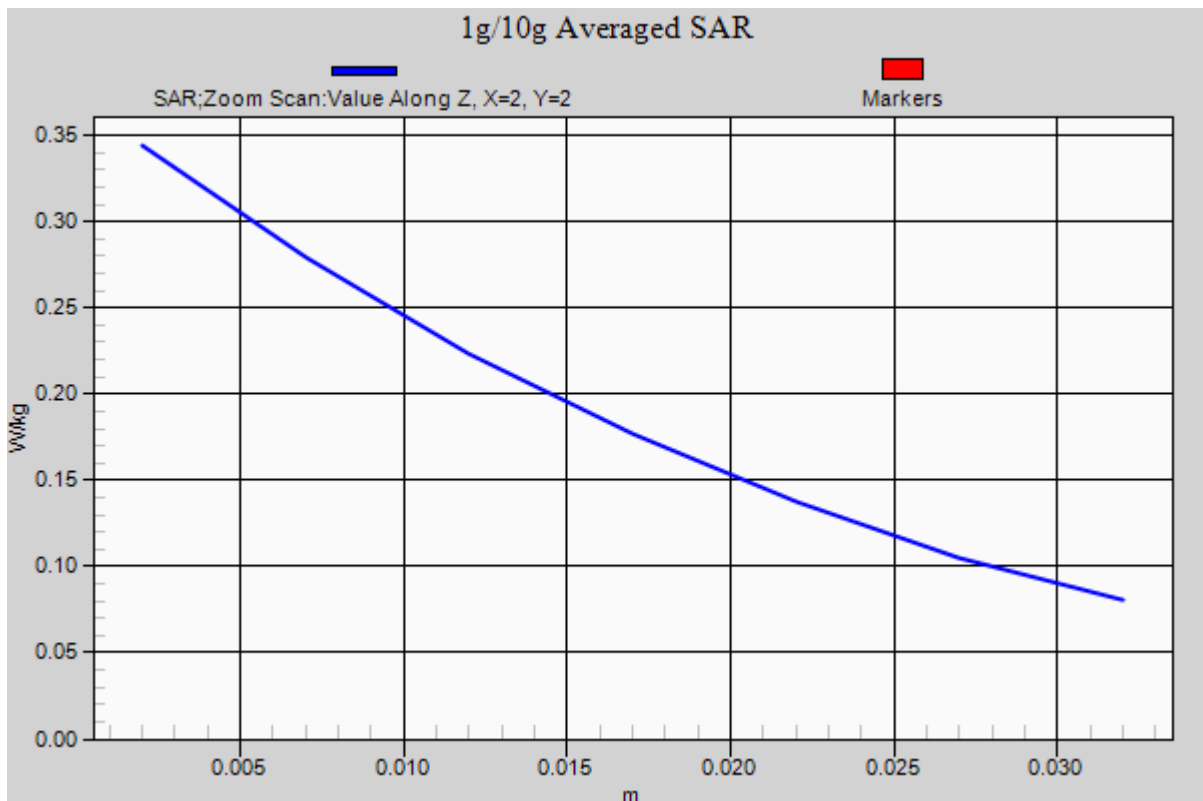
Area Scan (8x13x1): Measurement grid: dx=15mm, dy=15mm

Zoom Scan (5x5x7)/Cube 0: Measurement grid: dx=8mm, dy=8mm, dz=5mm

Power Drift = 0.10 dB

Peak SAR (extrapolated) = 0.385 W/kg

SAR(1 g) = 0.306 W/kg; SAR(10 g) = 0.231 W/kg



DT&C Co., Ltd.

DUT: PM70; Type: PDA

Communication System: LTE Band 2 (0); Frequency: 1880 MHz; Duty Cycle: 1:1
Medium parameters used: $f = 1880$ MHz; $\sigma = 1.385$ S/m; $\epsilon_r = 39.769$; $\rho = 1000$ kg/m³
Phantom section: Left Section

DASY5 Configuration:

Probe: EX3DV4 - SN3866; ConvF(7.93, 7.93, 7.93); Calibrated: 5/31/2017; Electronics: DAE4 Sn1453
Phantom: SAM-twin middle(20deg probe tilt)_2013_09_24; Type: QD000P40CD; Serial: 1782
Measurement SW: DASY52, Version 52.8 (8); SEMCAD X Version 14.6.10 (7331)

Test Date: 2017-07-05; Ambient Temp: 22.0; Tissue Temp: 21.7

Left Touch, LTE Band 2 Ch. 18900, Ant Internal, Standard Battery

Mode : BandWidth 20 MHz, QPSK, RB Size: 1

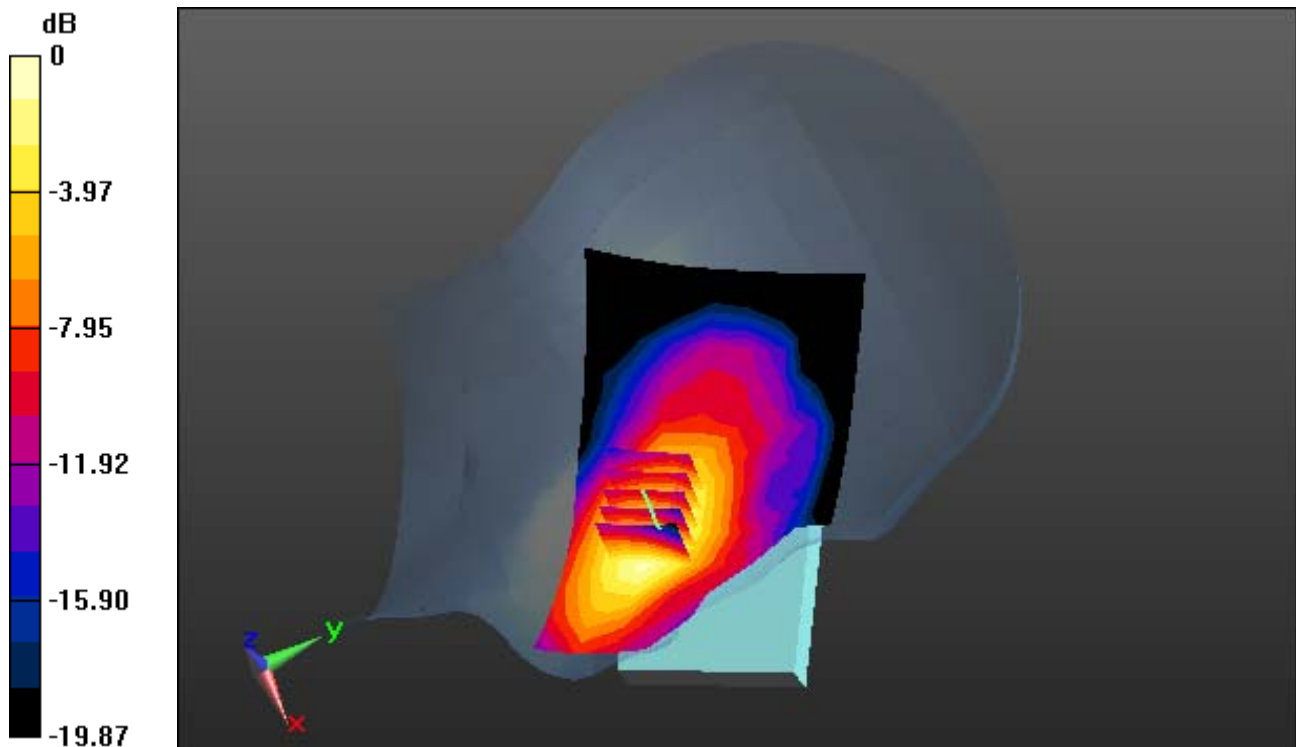
Area Scan (8x13x1): Measurement grid: dx=15mm, dy=15mm

Zoom Scan (5x5x7)/Cube 0: Measurement grid: dx=8mm, dy=8mm, dz=5mm

Power Drift = 0.16 dB

Peak SAR (extrapolated) = 1.29 W/kg

SAR(1 g) = 0.829 W/kg; SAR(10 g) = 0.505 W/kg



0 dB = 1.04 W/kg

DT&C Co., Ltd.

DUT: PM70; Type: PDA

Communication System: LTE Band 2 (0); Frequency: 1880 MHz; Duty Cycle: 1:1
Medium parameters used: $f = 1880$ MHz; $\sigma = 1.385$ S/m; $\epsilon_r = 39.769$; $\rho = 1000$ kg/m³
Phantom section: Left Section

DASY5 Configuration:

Probe: EX3DV4 - SN3866; ConvF(7.93, 7.93, 7.93); Calibrated: 5/31/2017; Electronics: DAE4 Sn1453
Phantom: SAM-twin middle(20deg probe tilt)_2013_09_24; Type: QD000P40CD; Serial: 1782
Measurement SW: DASY52, Version 52.8 (8); SEMCAD X Version 14.6.10 (7331)

Test Date: 2017-07-05; Ambient Temp: 22.0; Tissue Temp: 21.7

Left Touch, LTE Band 2 Ch. 18900, Ant Internal, Standard Battery

Mode : BandWidth 20 MHz, QPSK, RB Size: 1

With Enlarge Plot image

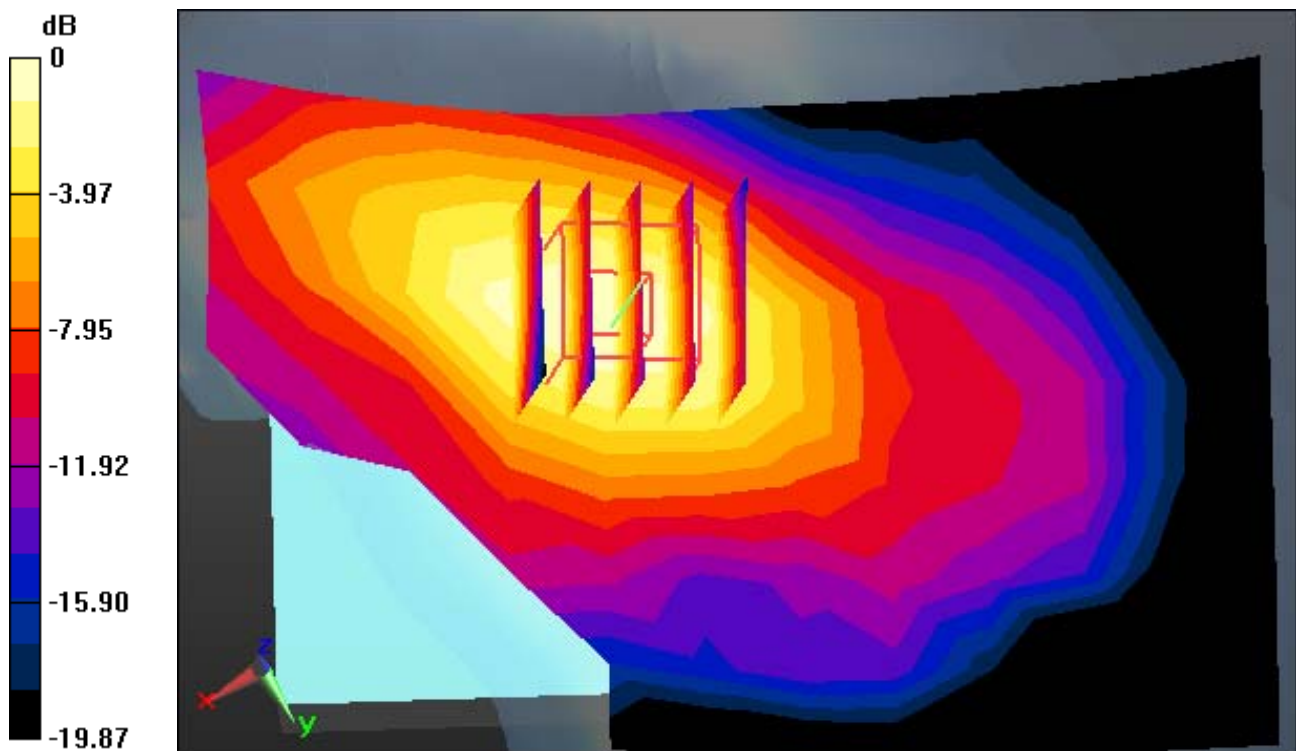
Area Scan (8x13x1): Measurement grid: dx=15mm, dy=15mm

Zoom Scan (5x5x7)/Cube 0: Measurement grid: dx=8mm, dy=8mm, dz=5mm

Power Drift = 0.16 dB

Peak SAR (extrapolated) = 1.29 W/kg

SAR(1 g) = 0.829 W/kg; SAR(10 g) = 0.505 W/kg



0 dB = 1.04 W/kg

DT&C Co., Ltd.

DUT: PM70; Type: PDA

Communication System: LTE Band 2 (0); Frequency: 1880 MHz; Duty Cycle: 1:1
Medium parameters used: $f = 1880$ MHz; $\sigma = 1.385$ S/m; $\epsilon_r = 39.769$; $\rho = 1000$ kg/m³
Phantom section: Left Section

DASY5 Configuration:

Probe: EX3DV4 - SN3866; ConvF(7.93, 7.93, 7.93); Calibrated: 5/31/2017; Electronics: DAE4 Sn1453
Phantom: SAM-twin middle(20deg probe tilt)_2013_09_24; Type: QD000P40CD; Serial: 1782
Measurement SW: DASY52, Version 52.8 (8); SEMCAD X Version 14.6.10 (7331)

Test Date: 2017-07-05; Ambient Temp: 22.0; Tissue Temp: 21.7

Left Touch, LTE Band 2 Ch. 18900, Ant Internal, Standard Battery

Mode : BandWidth 20 MHz, QPSK, RB Size: 1

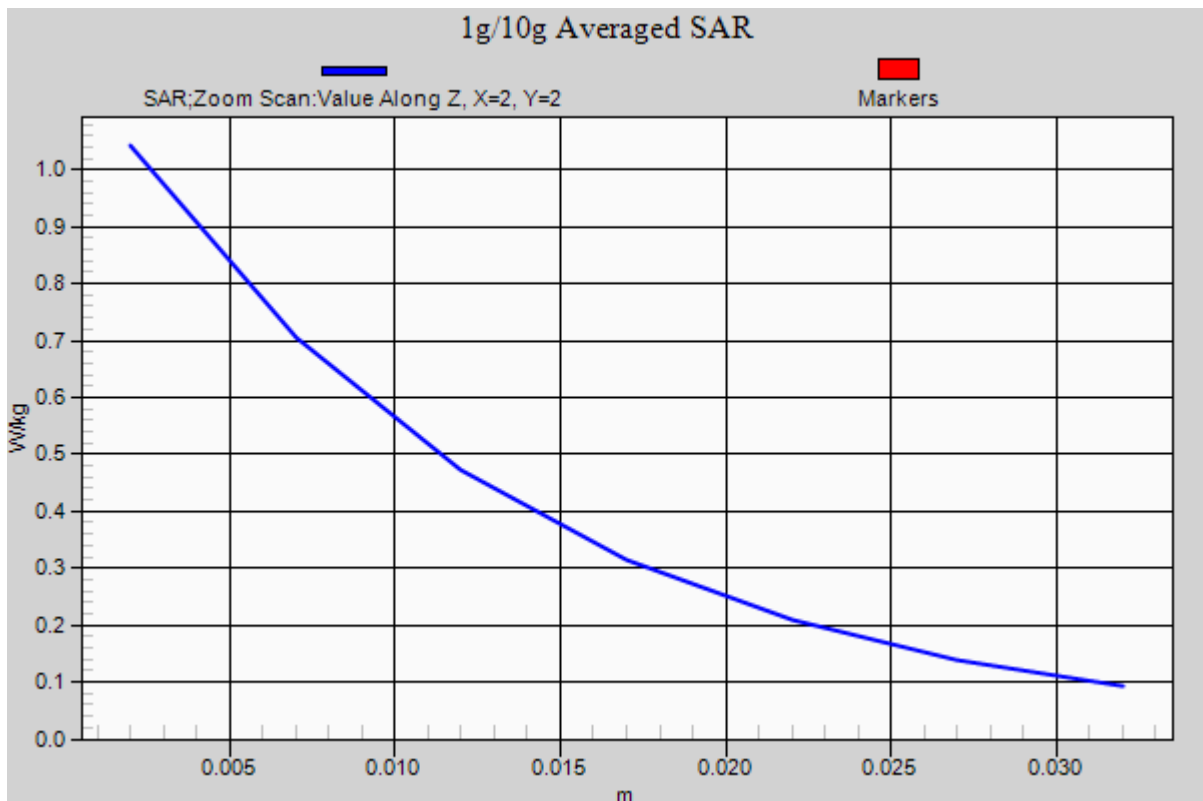
Area Scan (8x13x1): Measurement grid: dx=15mm, dy=15mm

Zoom Scan (5x5x7)/Cube 0: Measurement grid: dx=8mm, dy=8mm, dz=5mm

Power Drift = 0.16 dB

Peak SAR (extrapolated) = 1.29 W/kg

SAR(1 g) = 0.829 W/kg; SAR(10 g) = 0.505 W/kg



DT&C Co., Ltd.

DUT: PM70; Type: PDA

Communication System: LTE Band 7 (FCC) (0); Frequency: 2560 MHz; Duty Cycle: 1:1
Medium parameters used: $f = 2560$ MHz; $\sigma = 1.942$ S/m; $\epsilon_r = 39.461$; $\rho = 1000$ kg/m³
Phantom section: Left Section

DASY5 Configuration:

Probe: EX3DV4 - SN3866; ConvF(7.28, 7.28, 7.28); Calibrated: 5/31/2017; Electronics: DAE4 Sn1453
Phantom: SAM-twin middle(20deg probe tilt)_2013_09_24; Type: QD000P40CD; Serial: 1782
Measurement SW: DASY52, Version 52.8 (8); SEMCAD X Version 14.6.10 (7331)

Test Date: 2017-07-07; Ambient Temp: 21.6; Tissue Temp: 21.4

Left Touch, LTE Band 7 Ch. 21350, Ant Internal, Standard Battery

Mode : BandWidth 20 MHz, QPSK, RB Size: 1

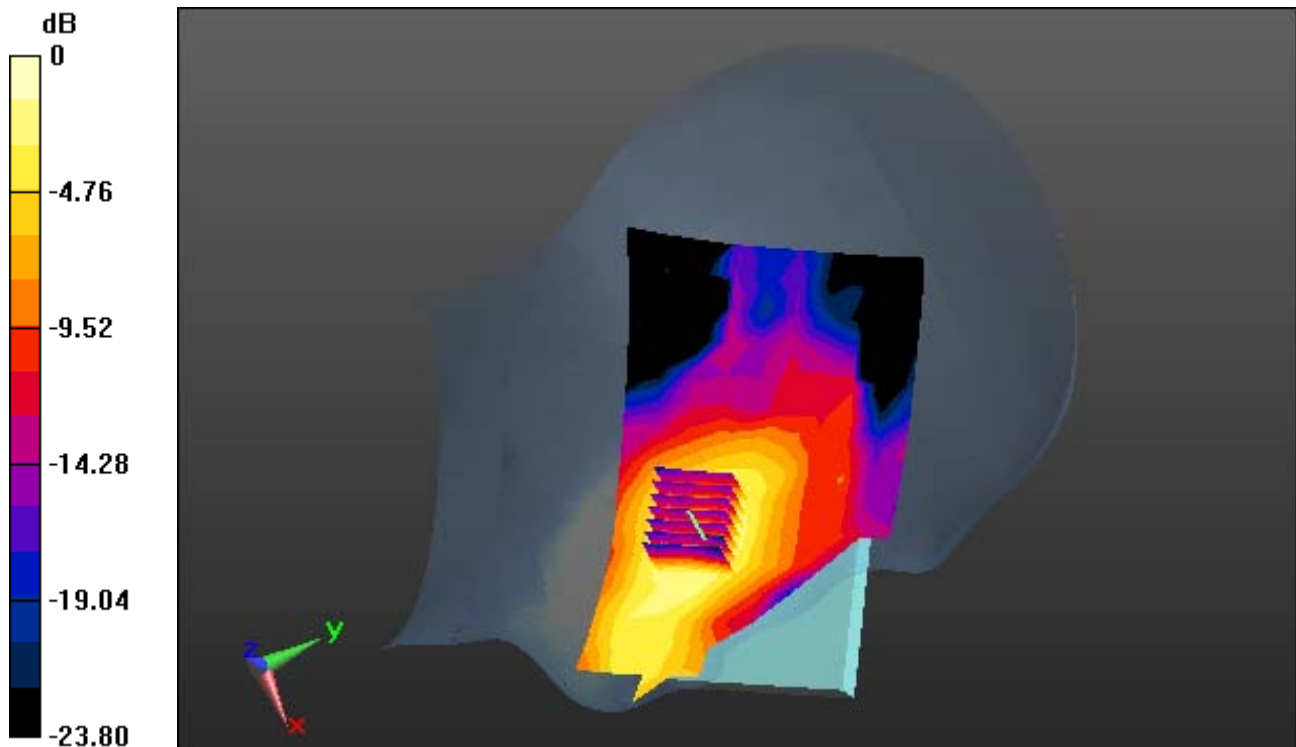
Area Scan (10x16x1): Measurement grid: dx=12mm, dy=12mm

Zoom Scan (7x7x7)/Cube 0: Measurement grid: dx=5mm, dy=5mm, dz=5mm

Power Drift = 0.01 dB

Peak SAR (extrapolated) = 0.222 W/kg

SAR(1 g) = 0.124 W/kg; SAR(10 g) = 0.066 W/kg



0 dB = 0.174 W/kg

DT&C Co., Ltd.

DUT: PM70; Type: PDA

Communication System: LTE Band 7 (FCC) (0); Frequency: 2560 MHz; Duty Cycle: 1:1
Medium parameters used: $f = 2560$ MHz; $\sigma = 1.942$ S/m; $\epsilon_r = 39.461$; $\rho = 1000$ kg/m³
Phantom section: Left Section

DASY5 Configuration:

Probe: EX3DV4 - SN3866; ConvF(7.28, 7.28, 7.28); Calibrated: 5/31/2017; Electronics: DAE4 Sn1453
Phantom: SAM-twin middle(20deg probe tilt)_2013_09_24; Type: QD000P40CD; Serial: 1782
Measurement SW: DASY52, Version 52.8 (8); SEMCAD X Version 14.6.10 (7331)

Test Date: 2017-07-07; Ambient Temp: 21.6; Tissue Temp: 21.4

Left Touch, LTE Band 7 Ch. 21350, Ant Internal, Standard Battery

Mode : BandWidth 20 MHz, QPSK, RB Size: 1

With Enlarge Plot image

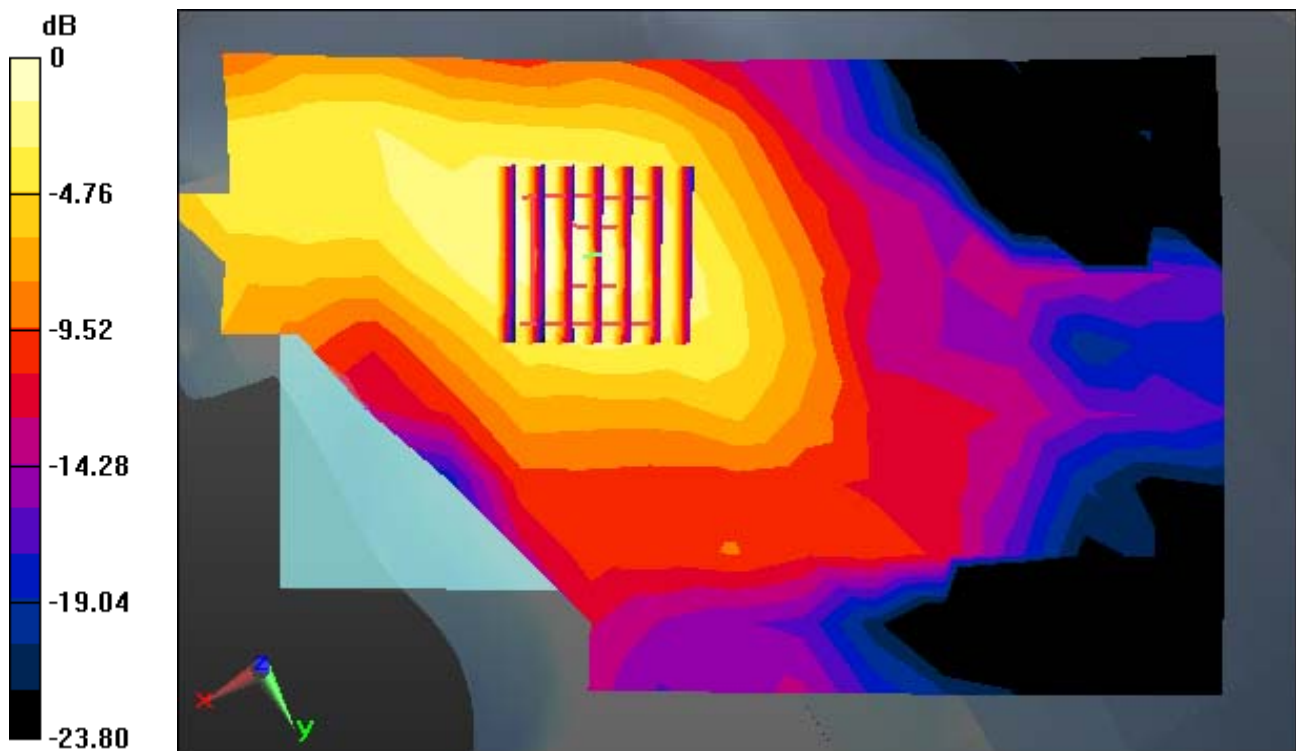
Area Scan (10x16x1): Measurement grid: dx=12mm, dy=12mm

Zoom Scan (7x7x7)/Cube 0: Measurement grid: dx=5mm, dy=5mm, dz=5mm

Power Drift = 0.01 dB

Peak SAR (extrapolated) = 0.222 W/kg

SAR(1 g) = 0.124 W/kg; SAR(10 g) = 0.066 W/kg



0 dB = 0.174 W/kg

DT&C Co., Ltd.

DUT: PM70; Type: PDA

Communication System: LTE Band 7 (FCC) (0); Frequency: 2560 MHz; Duty Cycle: 1:1
Medium parameters used: $f = 2560$ MHz; $\sigma = 1.942$ S/m; $\epsilon_r = 39.461$; $\rho = 1000$ kg/m³
Phantom section: Left Section

DASY5 Configuration:

Probe: EX3DV4 - SN3866; ConvF(7.28, 7.28, 7.28); Calibrated: 5/31/2017; Electronics: DAE4 Sn1453
Phantom: SAM-twin middle(20deg probe tilt)_2013_09_24; Type: QD000P40CD; Serial: 1782
Measurement SW: DASY52, Version 52.8 (8); SEMCAD X Version 14.6.10 (7331)

Test Date: 2017-07-07; Ambient Temp: 21.6; Tissue Temp: 21.4

Left Touch, LTE Band 7 Ch. 21350, Ant Internal, Standard Battery

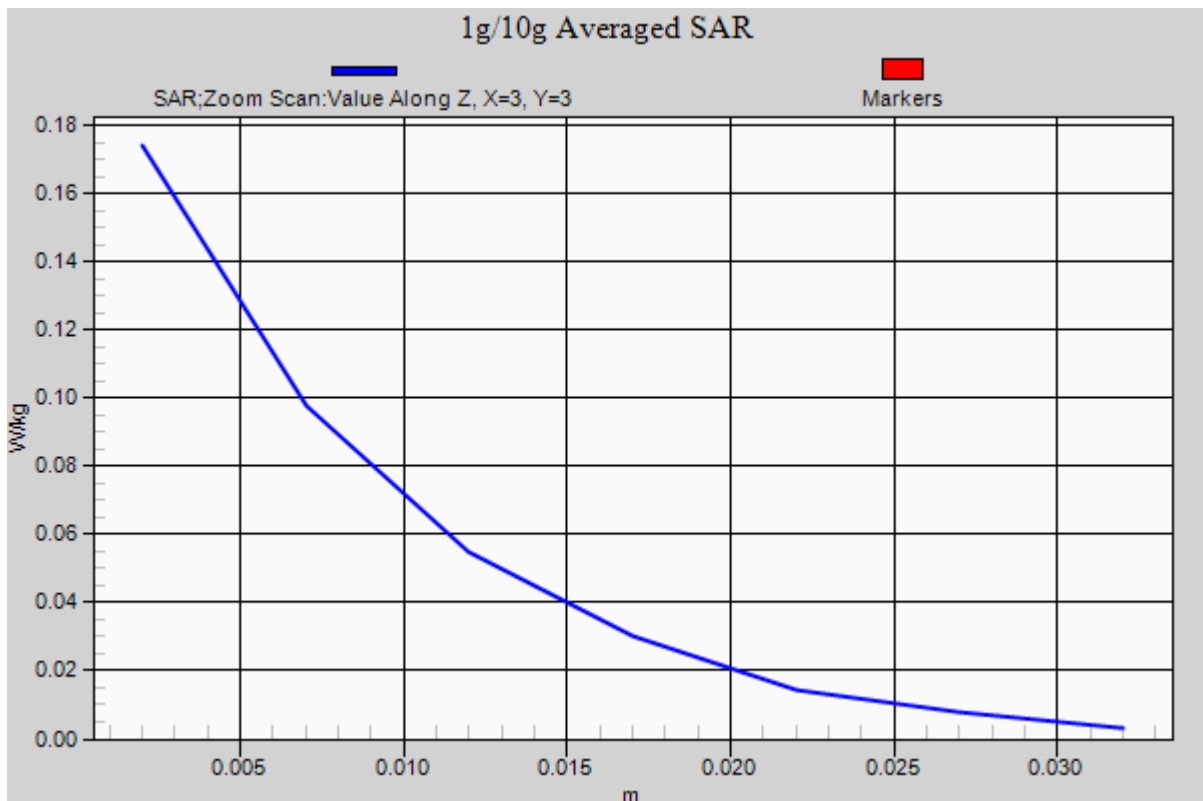
Mode : BandWidth 20 MHz, QPSK, RB Size: 1

Area Scan (10x16x1): Measurement grid: dx=12mm, dy=12mm

Zoom Scan (7x7x7)/Cube 0: Measurement grid: dx=5mm, dy=5mm, dz=5mm
Power Drift = 0.01 dB

Peak SAR (extrapolated) = 0.222 W/kg

SAR(1 g) = 0.124 W/kg; SAR(10 g) = 0.066 W/kg



DT&C Co., Ltd.

DUT: PM70; Type: PDA

Communication System: 2.4 GHz W-LAN (0); Frequency: 2462 MHz; Duty Cycle: 1:1
Medium parameters used: $f = 2462$ MHz; $\sigma = 1.838$ S/m; $\epsilon_r = 39.062$; $\rho = 1000$ kg/m³
Phantom section: Right Section

DASY5 Configuration:

Probe: EX3DV4 - SN3866; ConvF(7.48, 7.48, 7.48); Calibrated: 5/31/2017; Electronics: DAE4 Sn1453
Phantom: SAM-twin middle(20deg probe tilt)_2013_09_24; Type: QD000P40CD; Serial: 1782
Measurement SW: DASY52, Version 52.8 (8); SEMCAD X Version 14.6.10 (7331)

Test Date: 2017-07-11; Ambient Temp: 22.1; Tissue Temp: 22.0

Right Touch, W-LAN(802.11b) Ch. 11, Ant Internal, Standard Battery


Area Scan (10x16x1): Measurement grid: dx=12mm, dy=12mm

Zoom Scan (7x7x7)/Cube 0: Measurement grid: dx=5mm, dy=5mm, dz=5mm

Power Drift = -0.17 dB

Peak SAR (extrapolated) = 0.351 W/kg

SAR(1 g) = 0.159 W/kg; SAR(10 g) = 0.073 W/kg



0 dB = 0.247 W/kg

DT&C Co., Ltd.

DUT: PM70; Type: PDA

Communication System: 2.4 GHz W-LAN (0); Frequency: 2462 MHz; Duty Cycle: 1:1
Medium parameters used: $f = 2462$ MHz; $\sigma = 1.838$ S/m; $\epsilon_r = 39.062$; $\rho = 1000$ kg/m³
Phantom section: Right Section

DASY5 Configuration:

Probe: EX3DV4 - SN3866; ConvF(7.48, 7.48, 7.48); Calibrated: 5/31/2017; Electronics: DAE4 Sn1453
Phantom: SAM-twin middle(20deg probe tilt)_2013_09_24; Type: QD000P40CD; Serial: 1782
Measurement SW: DASY52, Version 52.8 (8); SEMCAD X Version 14.6.10 (7331)

Test Date: 2017-07-11; Ambient Temp: 22.1; Tissue Temp: 22.0

Right Touch, W-LAN(802.11b) Ch. 11, Ant Internal, Standard Battery

With Enlarge Plot image

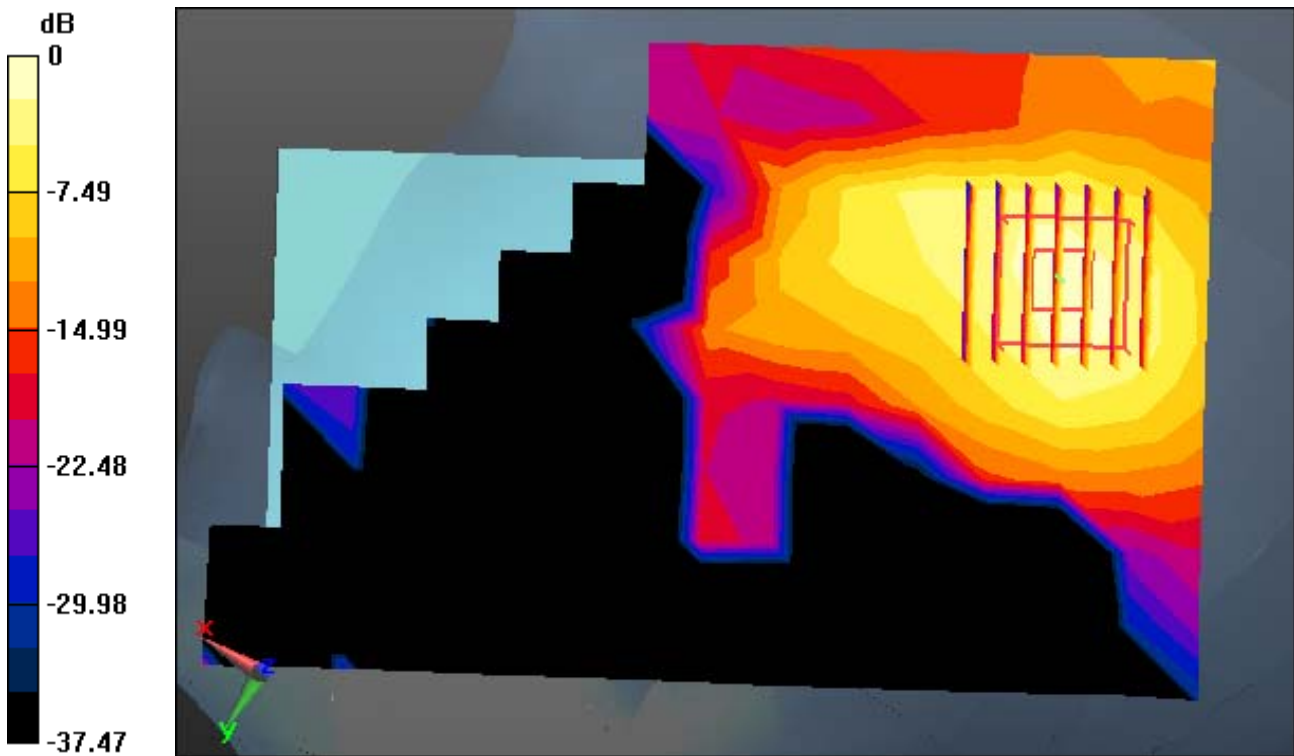
Area Scan (10x16x1): Measurement grid: dx=12mm, dy=12mm

Zoom Scan (7x7x7)/Cube 0: Measurement grid: dx=5mm, dy=5mm, dz=5mm

Power Drift = -0.17 dB

Peak SAR (extrapolated) = 0.351 W/kg

SAR(1 g) = 0.159 W/kg; SAR(10 g) = 0.073 W/kg



0 dB = 0.247 W/kg

DT&C Co., Ltd.

DUT: PM70; Type: PDA

Communication System: 2.4 GHz W-LAN (0); Frequency: 2462 MHz; Duty Cycle: 1:1
Medium parameters used: $f = 2462$ MHz; $\sigma = 1.838$ S/m; $\epsilon_r = 39.062$; $\rho = 1000$ kg/m³
Phantom section: Right Section

DASY5 Configuration:

Probe: EX3DV4 - SN3866; ConvF(7.48, 7.48, 7.48); Calibrated: 5/31/2017; Electronics: DAE4 Sn1453
Phantom: SAM-twin middle(20deg probe tilt)_2013_09_24; Type: QD000P40CD; Serial: 1782
Measurement SW: DASY52, Version 52.8 (8); SEMCAD X Version 14.6.10 (7331)

Test Date: 2017-07-11; Ambient Temp: 22.1; Tissue Temp: 22.0

Right Touch, W-LAN(802.11b) Ch. 11, Ant Internal, Standard Battery

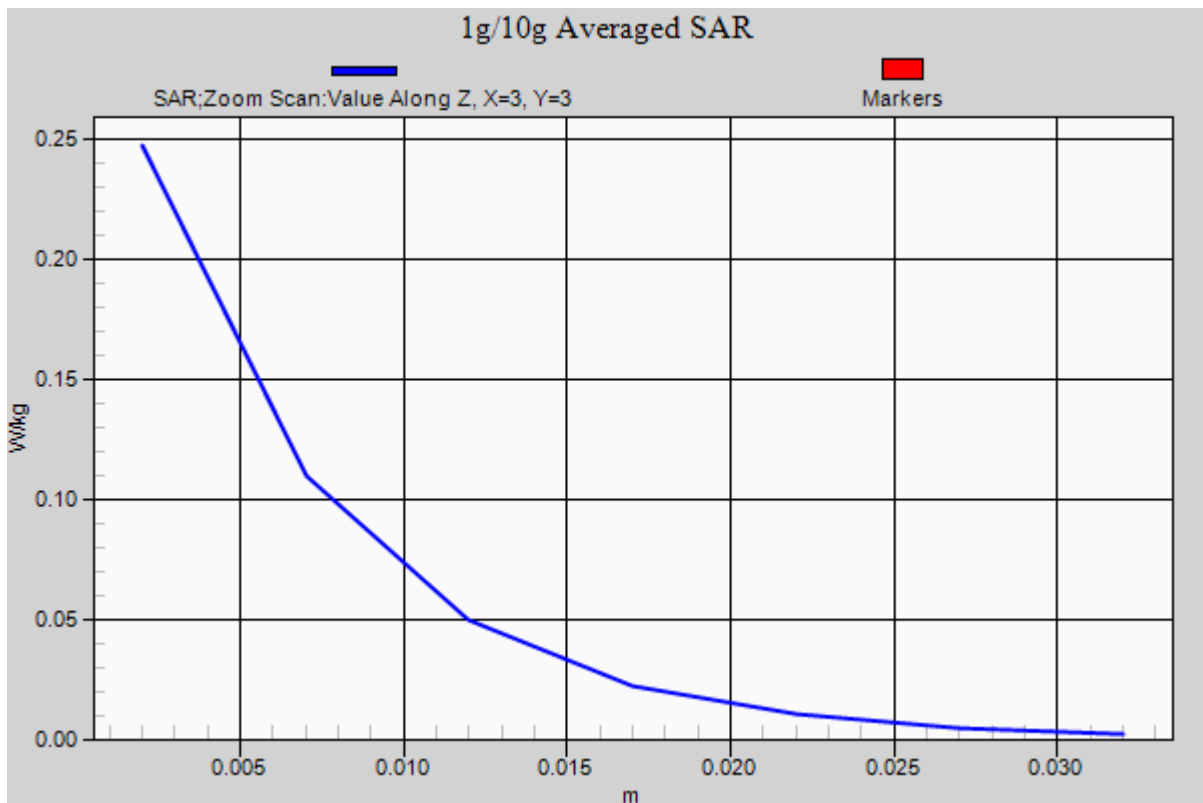
Area Scan (10x16x1): Measurement grid: dx=12mm, dy=12mm

Zoom Scan (7x7x7)/Cube 0: Measurement grid: dx=5mm, dy=5mm, dz=5mm

Power Drift = -0.17 dB

Peak SAR (extrapolated) = 0.351 W/kg

SAR(1 g) = 0.159 W/kg; SAR(10 g) = 0.073 W/kg



DT&C Co., Ltd.

DUT: PM70; Type: PDA

Communication System: W-LAN_5 GHz(FCC) (0); Frequency: 5300 MHz; Duty Cycle: 1:1
Medium parameters used: $f = 5300$ MHz; $\sigma = 4.758$ S/m; $\epsilon_r = 34.858$; $\rho = 1000$ kg/m³
Phantom section: Right Section

DASY5 Configuration:

Probe: EX3DV4 - SN3916; ConvF(5.14, 5.14, 5.14); Calibrated: 4/28/2017; Electronics: DAE4 Sn1453
Phantom: SAM-twin middle(20deg probe tilt)_2013_09_24; Type: QD000P40CD; Serial: 1782
Measurement SW: DASY52, Version 52.8 (8); SEMCAD X Version 14.6.10 (7331)

Test Date: 2017-07-12; Ambient Temp: 21.3; Tissue Temp: 21.0

Right Touch, W-LAN(802.11a) Ch. 60, Ant Internal, Standard Battery

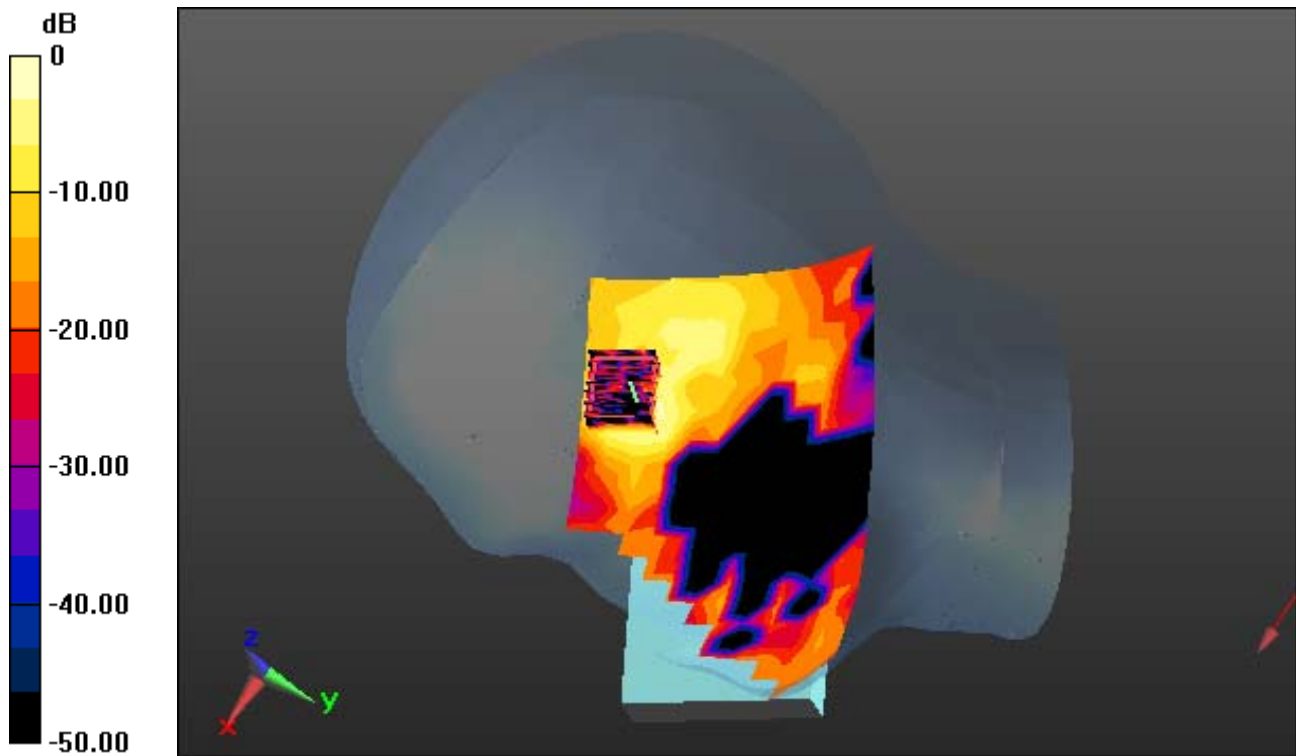
Area Scan (12x19x1): Measurement grid: dx=10mm, dy=10mm

Zoom Scan (7x7x12)/Cube 0: Measurement grid: dx=4mm, dy=4mm, dz=2mm

Power Drift = -0.04 dB

Peak SAR (extrapolated) = 0.571 W/kg

SAR(1 g) = 0.144 W/kg; SAR(10 g) = 0.042 W/kg



0 dB = 0.302 W/kg

DT&C Co., Ltd.

DUT: PM70; Type: PDA

Communication System: W-LAN_5 GHz(FCC) (0); Frequency: 5300 MHz; Duty Cycle: 1:1
Medium parameters used: $f = 5300$ MHz; $\sigma = 4.758$ S/m; $\epsilon_r = 34.858$; $\rho = 1000$ kg/m³
Phantom section: Right Section

DASY5 Configuration:

Probe: EX3DV4 - SN3916; ConvF(5.14, 5.14, 5.14); Calibrated: 4/28/2017; Electronics: DAE4 Sn1453
Phantom: SAM-twin middle(20deg probe tilt)_2013_09_24; Type: QD000P40CD; Serial: 1782
Measurement SW: DASY52, Version 52.8 (8); SEMCAD X Version 14.6.10 (7331)

Test Date: 2017-07-12; Ambient Temp: 21.3; Tissue Temp: 21.0

Right Touch, W-LAN(802.11a) Ch. 60, Ant Internal, Standard Battery

With Enlarge Plot image


Area Scan (12x19x1): Measurement grid: dx=10mm, dy=10mm

Zoom Scan (7x7x12)/Cube 0: Measurement grid: dx=4mm, dy=4mm, dz=2mm

Power Drift = -0.04 dB

Peak SAR (extrapolated) = 0.571 W/kg

SAR(1 g) = 0.144 W/kg; SAR(10 g) = 0.042 W/kg



0 dB = 0.302 W/kg

DT&C Co., Ltd.

DUT: PM70; Type: PDA

Communication System: W-LAN_5 GHz(FCC) (0); Frequency: 5300 MHz; Duty Cycle: 1:1
Medium parameters used: $f = 5300$ MHz; $\sigma = 4.758$ S/m; $\epsilon_r = 34.858$; $\rho = 1000$ kg/m³
Phantom section: Right Section

DASY5 Configuration:

Probe: EX3DV4 - SN3916; ConvF(5.14, 5.14, 5.14); Calibrated: 4/28/2017; Electronics: DAE4 Sn1453
Phantom: SAM-twin middle(20deg probe tilt)_2013_09_24; Type: QD000P40CD; Serial: 1782
Measurement SW: DASY52, Version 52.8 (8); SEMCAD X Version 14.6.10 (7331)

Test Date: 2017-07-12; Ambient Temp: 21.3; Tissue Temp: 21.0

Right Touch, W-LAN(802.11a) Ch. 60, Ant Internal, Standard Battery

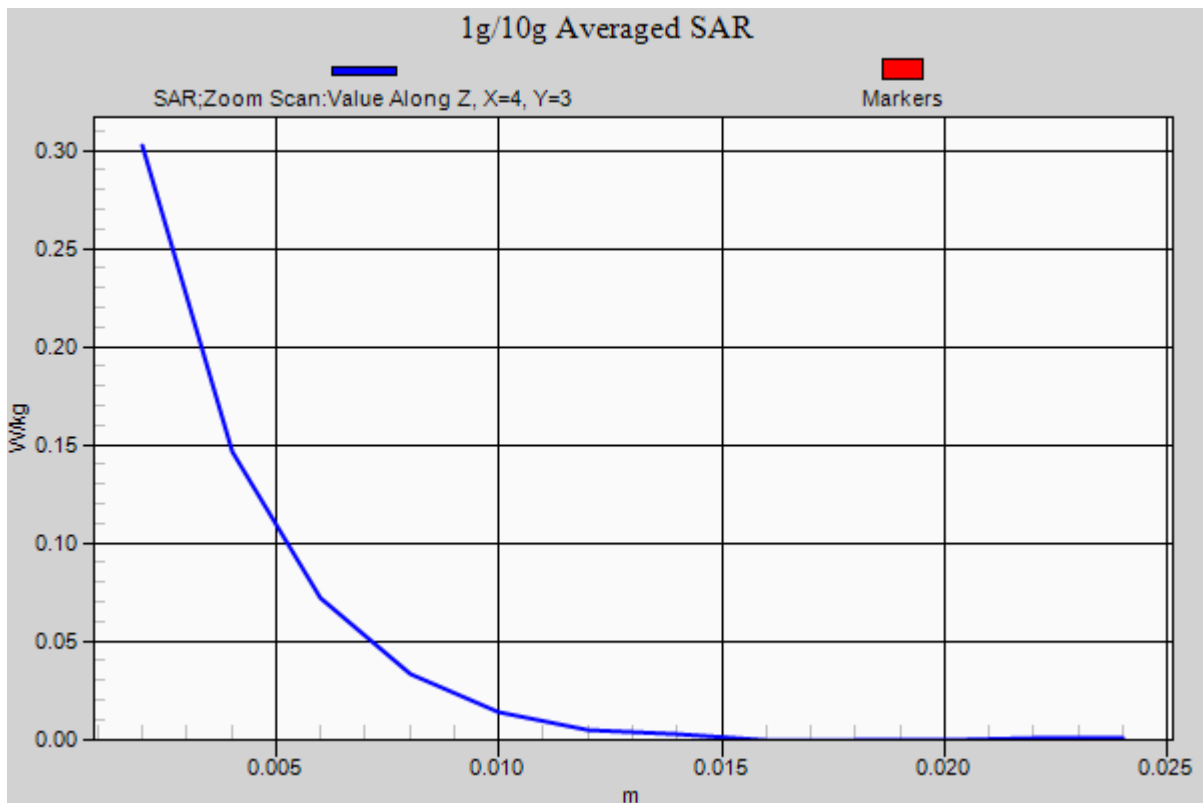
Area Scan (12x19x1): Measurement grid: dx=10mm, dy=10mm

Zoom Scan (7x7x12)/Cube 0: Measurement grid: dx=4mm, dy=4mm, dz=2mm

Power Drift = -0.04 dB

Peak SAR (extrapolated) = 0.571 W/kg

SAR(1 g) = 0.144 W/kg; SAR(10 g) = 0.042 W/kg



DT&C Co., Ltd.

DUT: PM70; Type: PDA

Communication System: W-LAN 5G (0); Frequency: 5700 MHz; Duty Cycle: 1:1
Medium parameters used: $f = 5700$ MHz; $\sigma = 5.369$ S/m; $\epsilon_r = 35.088$; $\rho = 1000$ kg/m³
Phantom section: Right Section

DASY5 Configuration:

Probe: EX3DV4 - SN3916; ConvF(4.84, 4.84, 4.84); Calibrated: 4/28/2017; Electronics: DAE4 Sn1453
Phantom: SAM-twin middle(20deg probe tilt)_2013_09_24; Type: QD000P40CD; Serial: 1782
Measurement SW: DASY52, Version 52.8 (8); SEMCAD X Version 14.6.10 (7331)

Test Date: 2017-07-13; Ambient Temp: 21.4; Tissue Temp: 21.1

Right Touch, W-LAN(802.11a) Ch. 140, Ant Internal, Standard Battery

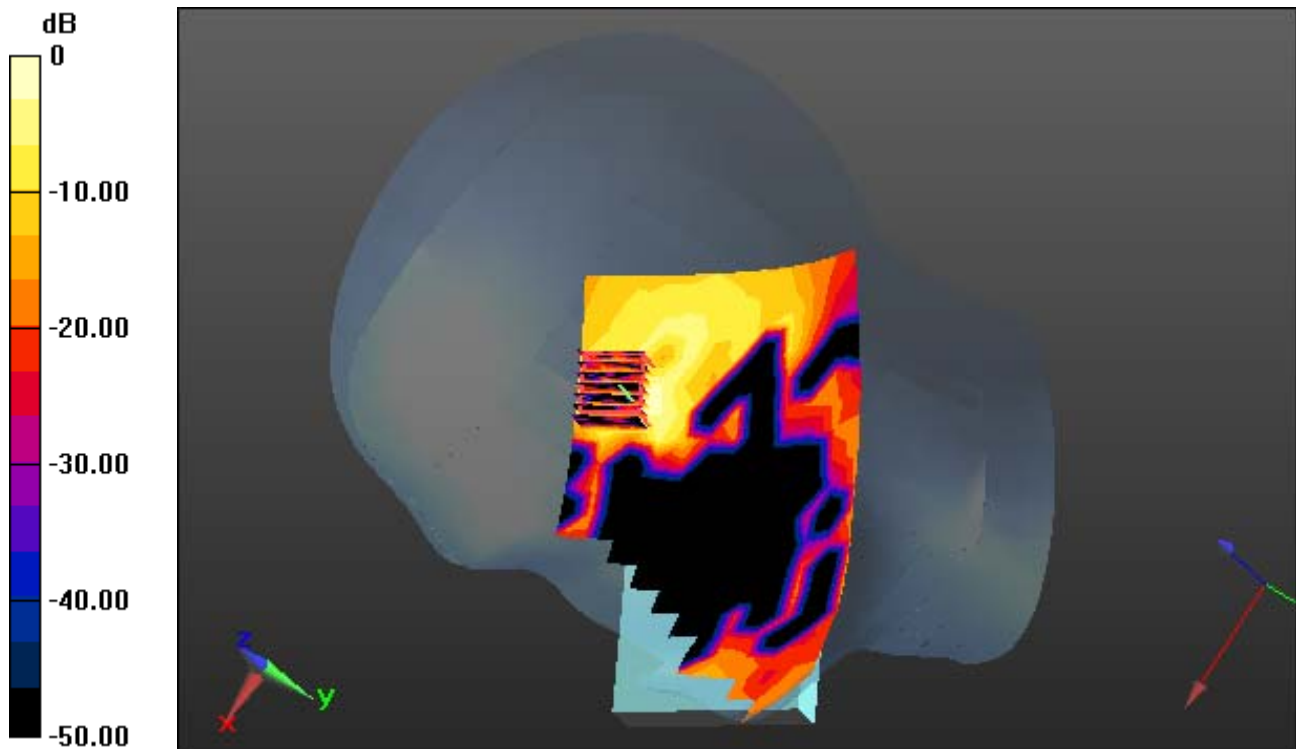
Area Scan (12x19x1): Measurement grid: dx=10mm, dy=10mm

Zoom Scan (7x7x12)/Cube 0: Measurement grid: dx=4mm, dy=4mm, dz=2mm

Power Drift = 0.06 dB

Peak SAR (extrapolated) = 0.905 W/kg

SAR(1 g) = 0.213 W/kg; SAR(10 g) = 0.067 W/kg



0 dB = 0.422 W/kg

DT&C Co., Ltd.

DUT: PM70; Type: PDA

Communication System: W-LAN 5G (0); Frequency: 5700 MHz; Duty Cycle: 1:1
Medium parameters used: $f = 5700$ MHz; $\sigma = 5.369$ S/m; $\epsilon_r = 35.088$; $\rho = 1000$ kg/m³
Phantom section: Right Section

DASY5 Configuration:

Probe: EX3DV4 - SN3916; ConvF(4.84, 4.84, 4.84); Calibrated: 4/28/2017; Electronics: DAE4 Sn1453
Phantom: SAM-twin middle(20deg probe tilt)_2013_09_24; Type: QD000P40CD; Serial: 1782
Measurement SW: DASY52, Version 52.8 (8); SEMCAD X Version 14.6.10 (7331)

Test Date: 2017-07-13; Ambient Temp: 21.4; Tissue Temp: 21.1

Right Touch, W-LAN(802.11a) Ch. 140, Ant Internal, Standard Battery

With Enlarge Plot image


Area Scan (12x19x1): Measurement grid: dx=10mm, dy=10mm

Zoom Scan (7x7x12)/Cube 0: Measurement grid: dx=4mm, dy=4mm, dz=2mm

Power Drift = 0.06 dB

Peak SAR (extrapolated) = 0.905 W/kg

SAR(1 g) = 0.213 W/kg; SAR(10 g) = 0.067 W/kg



0 dB = 0.422 W/kg

DT&C Co., Ltd.

DUT: PM70; Type: PDA

Communication System: W-LAN 5G (0); Frequency: 5700 MHz; Duty Cycle: 1:1
Medium parameters used: $f = 5700$ MHz; $\sigma = 5.369$ S/m; $\epsilon_r = 35.088$; $\rho = 1000$ kg/m³
Phantom section: Right Section

DASY5 Configuration:

Probe: EX3DV4 - SN3916; ConvF(4.84, 4.84, 4.84); Calibrated: 4/28/2017; Electronics: DAE4 Sn1453
Phantom: SAM-twin middle(20deg probe tilt)_2013_09_24; Type: QD000P40CD; Serial: 1782
Measurement SW: DASY52, Version 52.8 (8); SEMCAD X Version 14.6.10 (7331)

Test Date: 2017-07-13; Ambient Temp: 21.4; Tissue Temp: 21.1

Right Touch, W-LAN(802.11a) Ch. 140, Ant Internal, Standard Battery

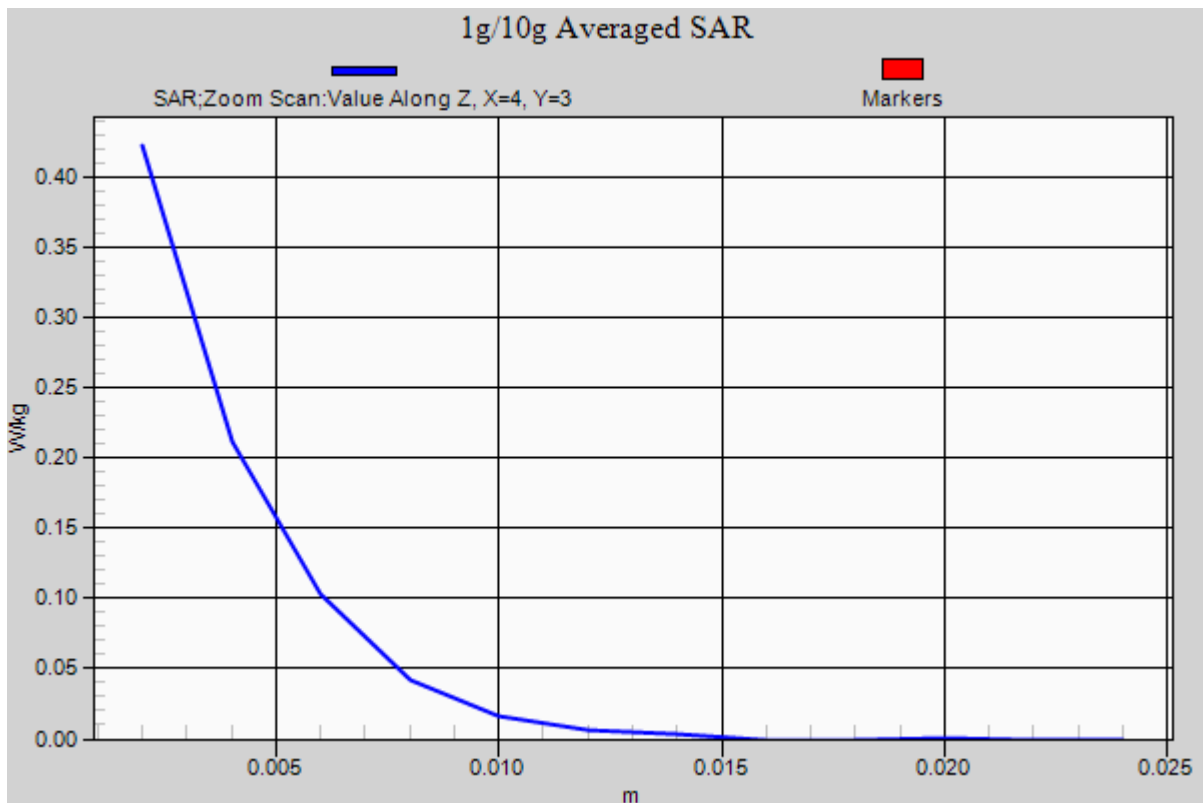
Area Scan (12x19x1): Measurement grid: dx=10mm, dy=10mm

Zoom Scan (7x7x12)/Cube 0: Measurement grid: dx=4mm, dy=4mm, dz=2mm

Power Drift = 0.06 dB

Peak SAR (extrapolated) = 0.905 W/kg

SAR(1 g) = 0.213 W/kg; SAR(10 g) = 0.067 W/kg



DT&C Co., Ltd.

DUT: PM70; Type: PDA

Communication System: W-LAN_5 GHz(FCC) (0); Frequency: 5825 MHz; Duty Cycle: 1:1
Medium parameters used: $f = 5825$ MHz; $\sigma = 5.492$ S/m; $\epsilon_r = 34.794$; $\rho = 1000$ kg/m³
Phantom section: Right Section

DASY5 Configuration:

Probe: EX3DV4 - SN3916; ConvF(4.84, 4.84, 4.84); Calibrated: 4/28/2017; Electronics: DAE4 Sn1453
Phantom: SAM-twin middle(20deg probe tilt)_2013_09_24; Type: QD000P40CD; Serial: 1782
Measurement SW: DASY52, Version 52.8 (8); SEMCAD X Version 14.6.10 (7331)

Test Date: 2017-07-14; Ambient Temp: 21.2; Tissue Temp: 21.1

Right Touch, W-LAN(802.11a) Ch. 165, Ant Internal, Standard Battery


Area Scan (12x19x1): Measurement grid: dx=10mm, dy=10mm

Zoom Scan (7x7x12)/Cube 0: Measurement grid: dx=4mm, dy=4mm, dz=2mm

Power Drift = 0.10 dB

Peak SAR (extrapolated) = 0.548 W/kg

SAR(1 g) = 0.129 W/kg; SAR(10 g) = 0.039 W/kg



0 dB = 0.322 W/kg

DT&C Co., Ltd.

DUT: PM70; Type: PDA

Communication System: W-LAN_5 GHz(FCC) (0); Frequency: 5825 MHz; Duty Cycle: 1:1
Medium parameters used: $f = 5825$ MHz; $\sigma = 5.492$ S/m; $\epsilon_r = 34.794$; $\rho = 1000$ kg/m³
Phantom section: Right Section

DASY5 Configuration:

Probe: EX3DV4 - SN3916; ConvF(4.84, 4.84, 4.84); Calibrated: 4/28/2017; Electronics: DAE4 Sn1453
Phantom: SAM-twin middle(20deg probe tilt)_2013_09_24; Type: QD000P40CD; Serial: 1782
Measurement SW: DASY52, Version 52.8 (8); SEMCAD X Version 14.6.10 (7331)

Test Date: 2017-07-14; Ambient Temp: 21.2; Tissue Temp: 21.1

Right Touch, W-LAN(802.11a) Ch. 165, Ant Internal, Standard Battery

With Enlarge Plot image


Area Scan (12x19x1): Measurement grid: dx=10mm, dy=10mm

Zoom Scan (7x7x12)/Cube 0: Measurement grid: dx=4mm, dy=4mm, dz=2mm

Power Drift = 0.10 dB

Peak SAR (extrapolated) = 0.548 W/kg

SAR(1 g) = 0.129 W/kg; SAR(10 g) = 0.039 W/kg



0 dB = 0.322 W/kg

DT&C Co., Ltd.

DUT: PM70; Type: PDA

Communication System: W-LAN_5 GHz(FCC) (0); Frequency: 5825 MHz; Duty Cycle: 1:1
Medium parameters used: $f = 5825$ MHz; $\sigma = 5.492$ S/m; $\epsilon_r = 34.794$; $\rho = 1000$ kg/m³
Phantom section: Right Section

DASY5 Configuration:

Probe: EX3DV4 - SN3916; ConvF(4.84, 4.84, 4.84); Calibrated: 4/28/2017; Electronics: DAE4 Sn1453
Phantom: SAM-twin middle(20deg probe tilt)_2013_09_24; Type: QD000P40CD; Serial: 1782
Measurement SW: DASY52, Version 52.8 (8); SEMCAD X Version 14.6.10 (7331)

Test Date: 2017-07-14; Ambient Temp: 21.2; Tissue Temp: 21.1

Right Touch, W-LAN(802.11a) Ch. 165, Ant Internal, Standard Battery

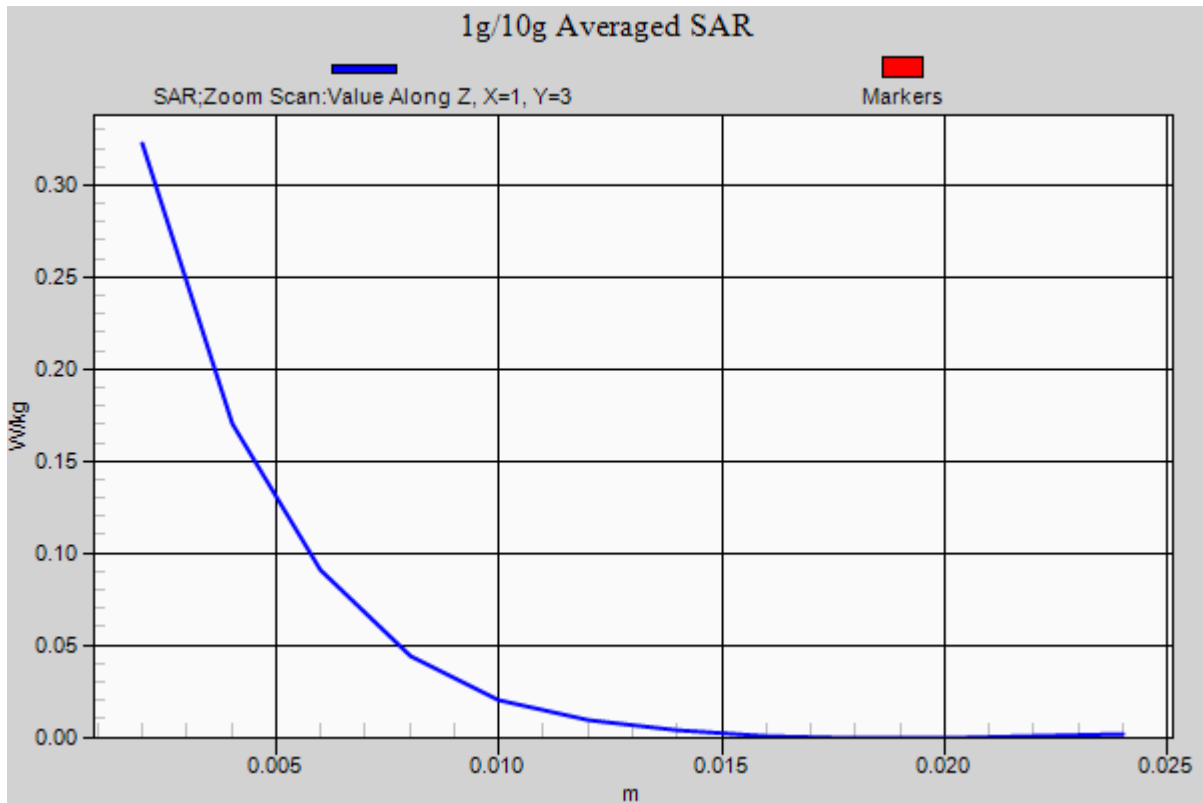
Area Scan (12x19x1): Measurement grid: dx=10mm, dy=10mm

Zoom Scan (7x7x12)/Cube 0: Measurement grid: dx=4mm, dy=4mm, dz=2mm

Power Drift = 0.10 dB

Peak SAR (extrapolated) = 0.548 W/kg

SAR(1 g) = 0.129 W/kg; SAR(10 g) = 0.039 W/kg



DT&C Co., Ltd.

DUT: PM70; Type: PDA

Communication System: WCDMA 850 (0); Frequency: 836.6 MHz; Duty Cycle: 1:1
Medium parameters used: $f = 836.6$ MHz; $\sigma = 1.008$ S/m; $\epsilon_r = 53.204$; $\rho = 1000$ kg/m³
Phantom section: Flat Section

DASY5 Configuration:

Probe: EX3DV4 - SN3866; ConvF(9.44, 9.44, 9.44); Calibrated: 5/31/2017; Electronics: DAE4 Sn1453
Phantom: SAM-twin right (20deg probe tilt)_2013_09_24; Type: QD000P40CD; Serial: TP:1783
Measurement SW: DASY52, Version 52.8 (8); SEMCAD X Version 14.6.10 (7331)

Test Date: 2017-07-03; Ambient Temp: 22.1; Tissue Temp: 22.2

1.5 cm space from Body, Rear, WCDMA850 Ch. 4183, Ant Internal

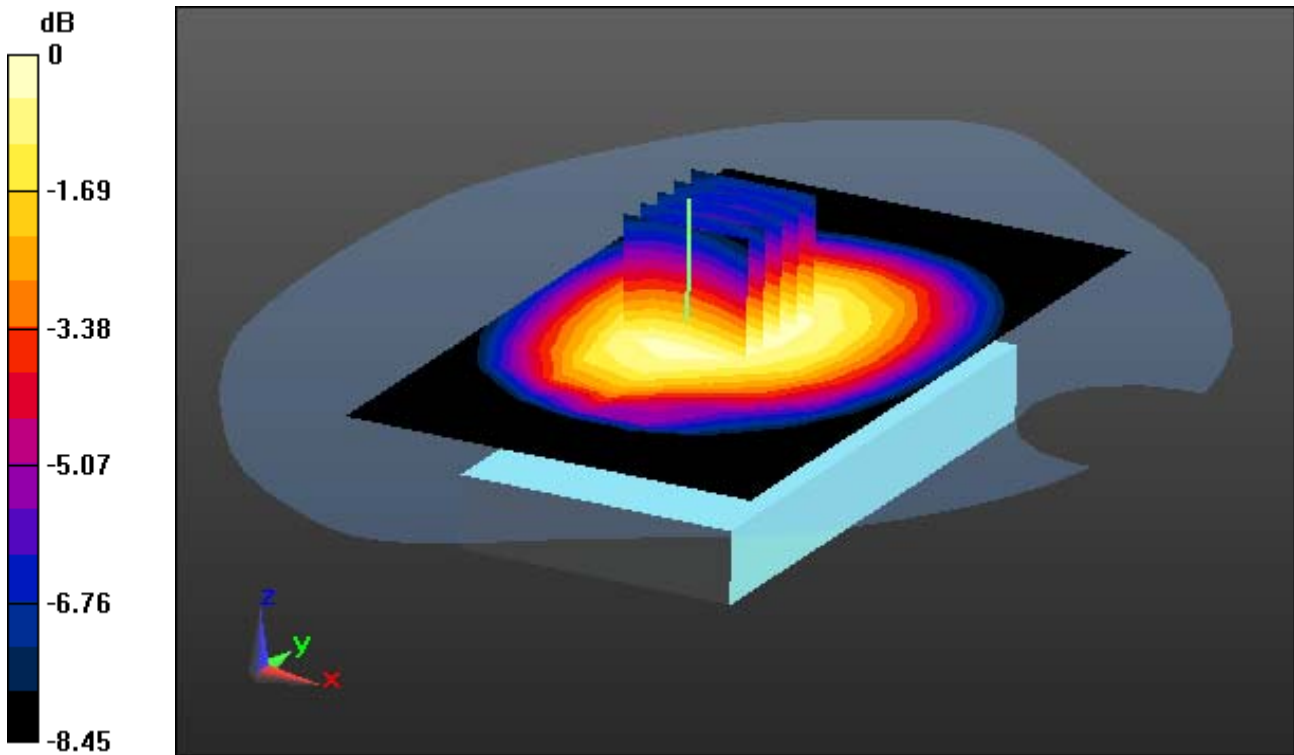
Area Scan (8x13x1): Measurement grid: dx=15mm, dy=15mm

Zoom Scan (5x5x7)/Cube 0: Measurement grid: dx=8mm, dy=8mm, dz=5mm

Power Drift = -0.03 dB

Peak SAR (extrapolated) = 0.911 W/kg

SAR(1 g) = 0.697 W/kg; SAR(10 g) = 0.528 W/kg



0 dB = 0.811 W/kg

DT&C Co., Ltd.

DUT: PM70; Type: PDA

Communication System: WCDMA 850 (0); Frequency: 836.6 MHz; Duty Cycle: 1:1
Medium parameters used: $f = 836.6$ MHz; $\sigma = 1.008$ S/m; $\epsilon_r = 53.204$; $\rho = 1000$ kg/m³
Phantom section: Flat Section

DASY5 Configuration:

Probe: EX3DV4 - SN3866; ConvF(9.44, 9.44, 9.44); Calibrated: 5/31/2017; Electronics: DAE4 Sn1453
Phantom: SAM-twin right (20deg probe tilt)_2013_09_24; Type: QD000P40CD; Serial: TP:1783
Measurement SW: DASY52, Version 52.8 (8); SEMCAD X Version 14.6.10 (7331)

Test Date: 2017-07-03; Ambient Temp: 22.1; Tissue Temp: 22.2

1.5 cm space from Body, Rear, WCDMA850 Ch. 4183, Ant Internal

With Enlarge Plot image

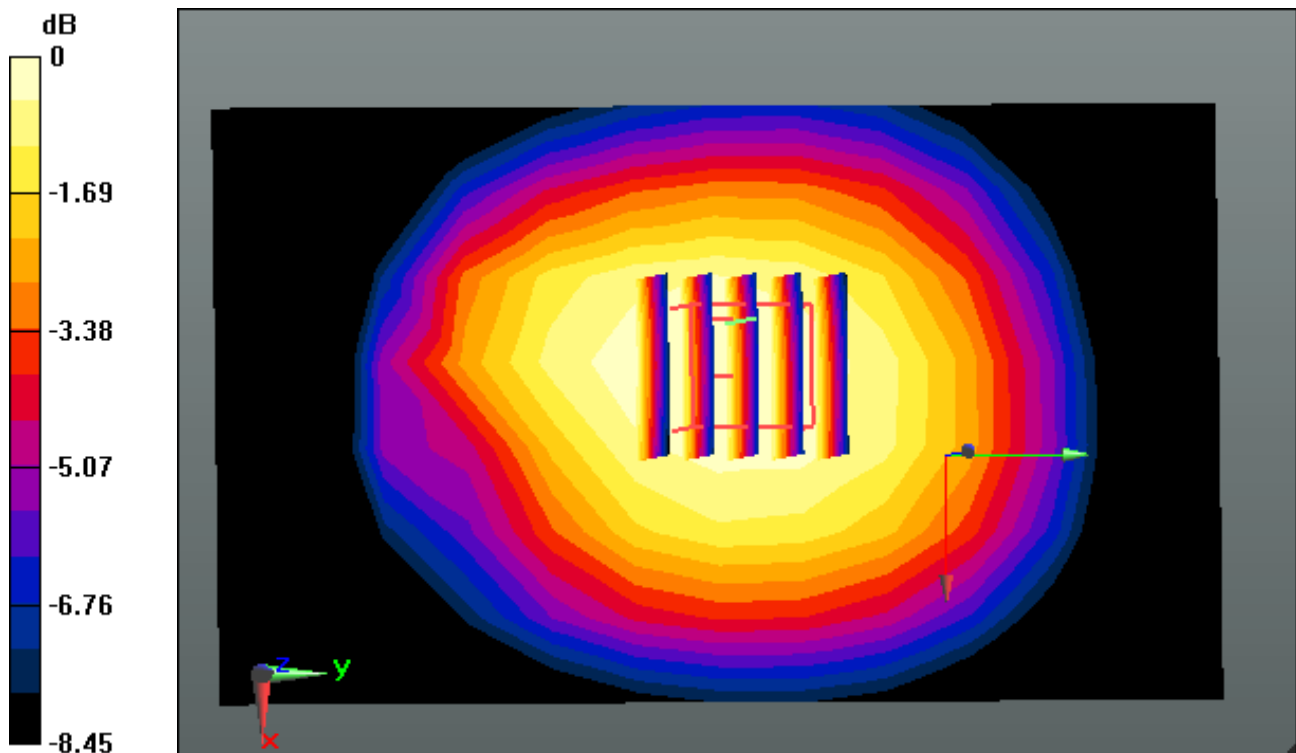
Area Scan (8x13x1): Measurement grid: dx=15mm, dy=15mm

Zoom Scan (5x5x7)/Cube 0: Measurement grid: dx=8mm, dy=8mm, dz=5mm

Power Drift = -0.03 dB

Peak SAR (extrapolated) = 0.911 W/kg

SAR(1 g) = 0.697 W/kg; SAR(10 g) = 0.528 W/kg



0 dB = 0.811 W/kg

DT&C Co., Ltd.

DUT: PM70; Type: PDA

Communication System: WCDMA 850 (0); Frequency: 836.6 MHz; Duty Cycle: 1:1
Medium parameters used: $f = 836.6$ MHz; $\sigma = 1.008$ S/m; $\epsilon_r = 53.204$; $\rho = 1000$ kg/m³
Phantom section: Flat Section

DASY5 Configuration:

Probe: EX3DV4 - SN3866; ConvF(9.44, 9.44, 9.44); Calibrated: 5/31/2017; Electronics: DAE4 Sn1453
Phantom: SAM-twin right (20deg probe tilt)_2013_09_24; Type: QD000P40CD; Serial: TP:1783
Measurement SW: DASY52, Version 52.8 (8); SEMCAD X Version 14.6.10 (7331)

Test Date: 2017-07-03; Ambient Temp: 22.1; Tissue Temp: 22.2

1.5 cm space from Body, Rear, WCDMA850 Ch. 4183, Ant Internal

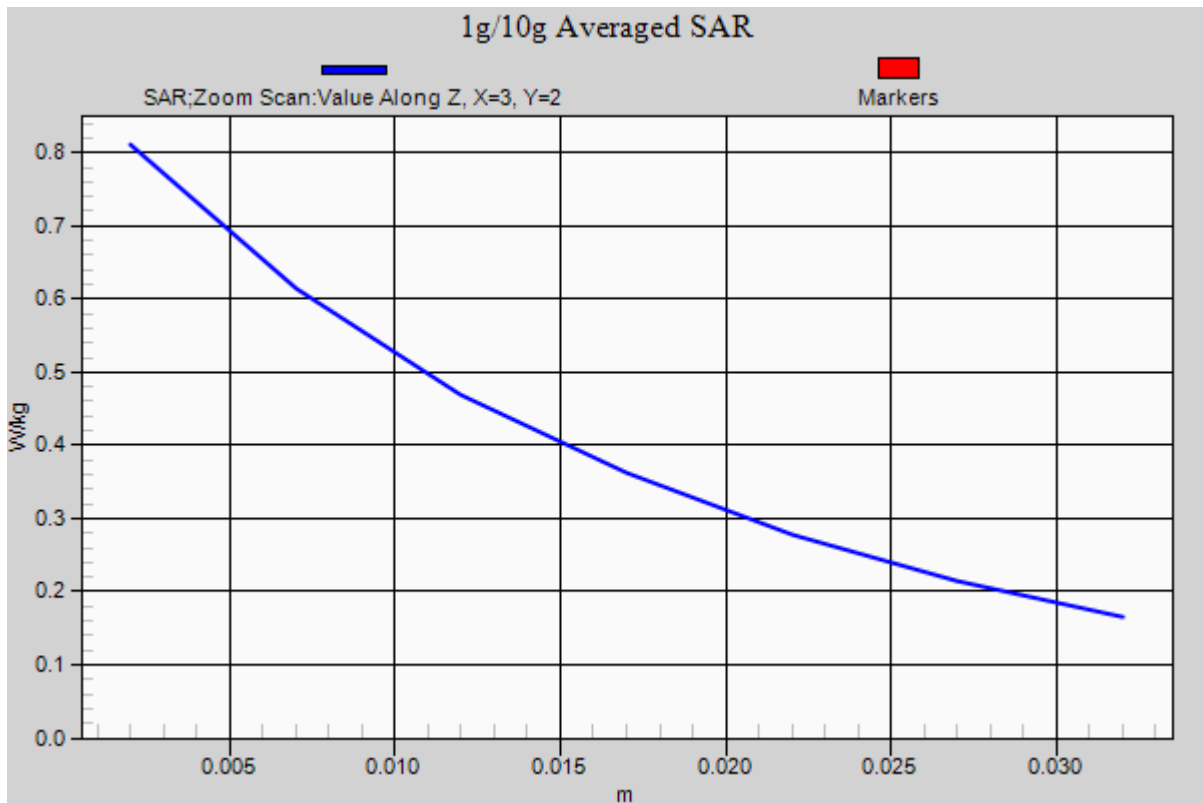
Area Scan (8x13x1): Measurement grid: dx=15mm, dy=15mm

Zoom Scan (5x5x7)/Cube 0: Measurement grid: dx=8mm, dy=8mm, dz=5mm

Power Drift = -0.03 dB

Peak SAR (extrapolated) = 0.911 W/kg

SAR(1 g) = 0.697 W/kg; SAR(10 g) = 0.528 W/kg



DT&C Co., Ltd.

DUT: PM70; Type: PDA

Communication System: WCDMA 1900 (0); Frequency: 1907.6 MHz; Duty Cycle: 1:1
Medium parameters used: $f = 1907.6$ MHz; $\sigma = 1.572$ S/m; $\epsilon_r = 51.349$; $\rho = 1000$ kg/m³
Phantom section: Flat Section

DASY5 Configuration:

Probe: EX3DV4 - SN3866; ConvF(7.83, 7.83, 7.83); Calibrated: 5/31/2017; Electronics: DAE4 Sn1453
Phantom: SAM-twin middle(20deg probe tilt)_2013_09_24; Type: QD000P40CD; Serial: 1782
Measurement SW: DASY52, Version 52.8 (8); SEMCAD X Version 14.6.10 (7331)

Test Date: 2017-07-04; Ambient Temp: 21.9; Tissue Temp: 21.6

1.5 cm space from Body, Rear, WCDMA1900 Ch. 9538, Ant Internal

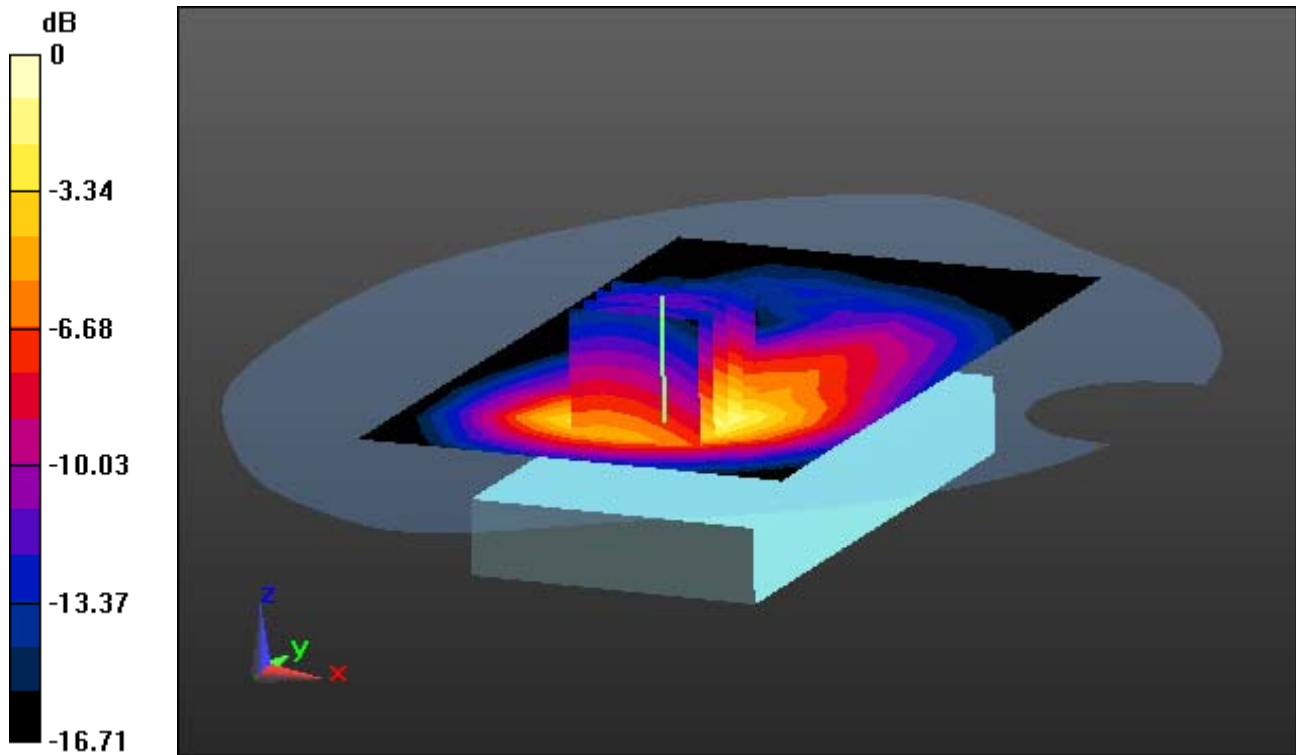
Area Scan (8x13x1): Measurement grid: dx=15mm, dy=15mm

Zoom Scan (5x5x7)/Cube 0: Measurement grid: dx=8mm, dy=8mm, dz=5mm

Power Drift = 0.01 dB

Peak SAR (extrapolated) = 2.02 W/kg

SAR(1 g) = 1.25 W/kg; SAR(10 g) = 0.715 W/kg



0 dB = 1.67 W/kg

DT&C Co., Ltd.

DUT: PM70; Type: PDA

Communication System: WCDMA 1900 (0); Frequency: 1907.6 MHz; Duty Cycle: 1:1
Medium parameters used: $f = 1907.6$ MHz; $\sigma = 1.572$ S/m; $\epsilon_r = 51.349$; $\rho = 1000$ kg/m³
Phantom section: Flat Section

DASY5 Configuration:

Probe: EX3DV4 - SN3866; ConvF(7.83, 7.83, 7.83); Calibrated: 5/31/2017; Electronics: DAE4 Sn1453
Phantom: SAM-twin middle(20deg probe tilt)_2013_09_24; Type: QD000P40CD; Serial: 1782
Measurement SW: DASY52, Version 52.8 (8); SEMCAD X Version 14.6.10 (7331)

Test Date: 2017-07-04; Ambient Temp: 21.9; Tissue Temp: 21.6

1.5 cm space from Body, Rear, WCDMA1900 Ch. 9538, Ant Internal

With Enlarge Plot image

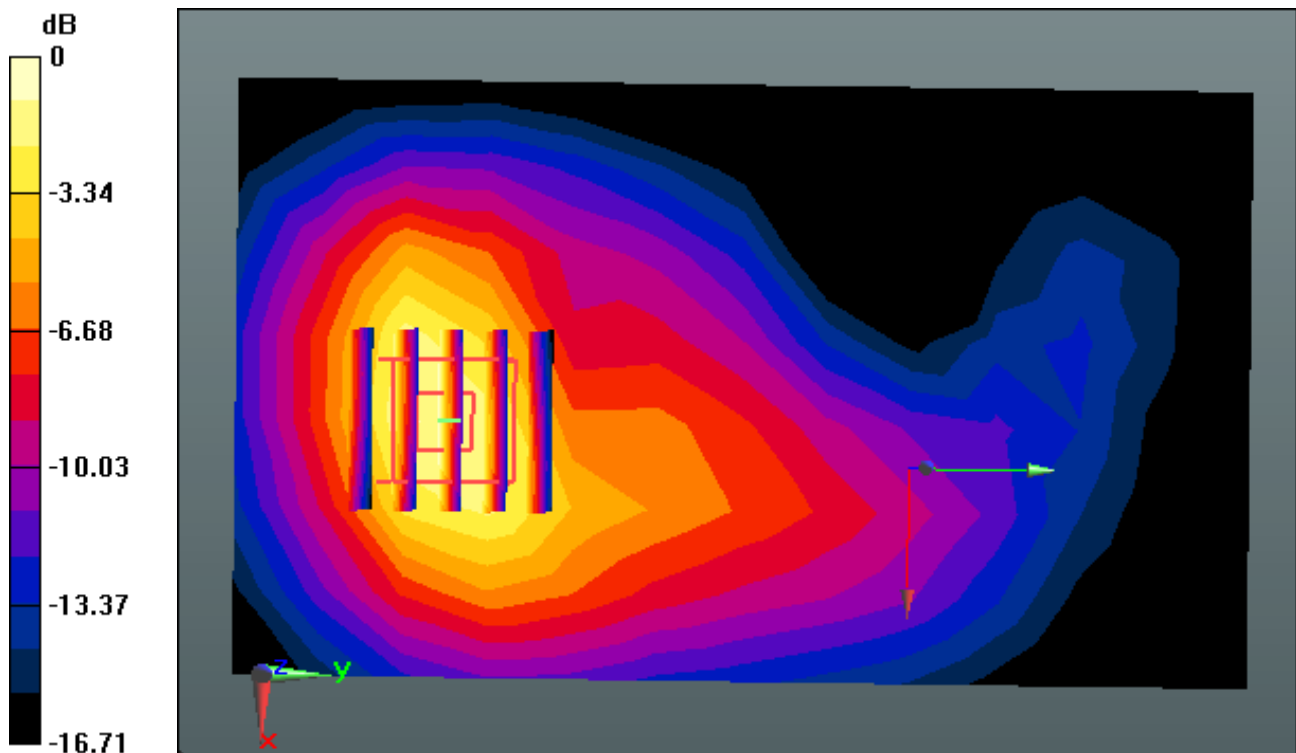
Area Scan (8x13x1): Measurement grid: dx=15mm, dy=15mm

Zoom Scan (5x5x7)/Cube 0: Measurement grid: dx=8mm, dy=8mm, dz=5mm

Power Drift = 0.01 dB

Peak SAR (extrapolated) = 2.02 W/kg

SAR(1 g) = 1.25 W/kg; SAR(10 g) = 0.715 W/kg



0 dB = 1.67 W/kg

DT&C Co., Ltd.

DUT: PM70; Type: PDA

Communication System: WCDMA 1900 (0); Frequency: 1907.6 MHz; Duty Cycle: 1:1
Medium parameters used: $f = 1907.6$ MHz; $\sigma = 1.572$ S/m; $\epsilon_r = 51.349$; $\rho = 1000$ kg/m³
Phantom section: Flat Section

DASY5 Configuration:

Probe: EX3DV4 - SN3866; ConvF(7.83, 7.83, 7.83); Calibrated: 5/31/2017; Electronics: DAE4 Sn1453
Phantom: SAM-twin middle(20deg probe tilt)_2013_09_24; Type: QD000P40CD; Serial: 1782
Measurement SW: DASY52, Version 52.8 (8); SEMCAD X Version 14.6.10 (7331)

Test Date: 2017-07-04; Ambient Temp: 21.9; Tissue Temp: 21.6

1.5 cm space from Body, Rear, WCDMA1900 Ch. 9538, Ant Internal

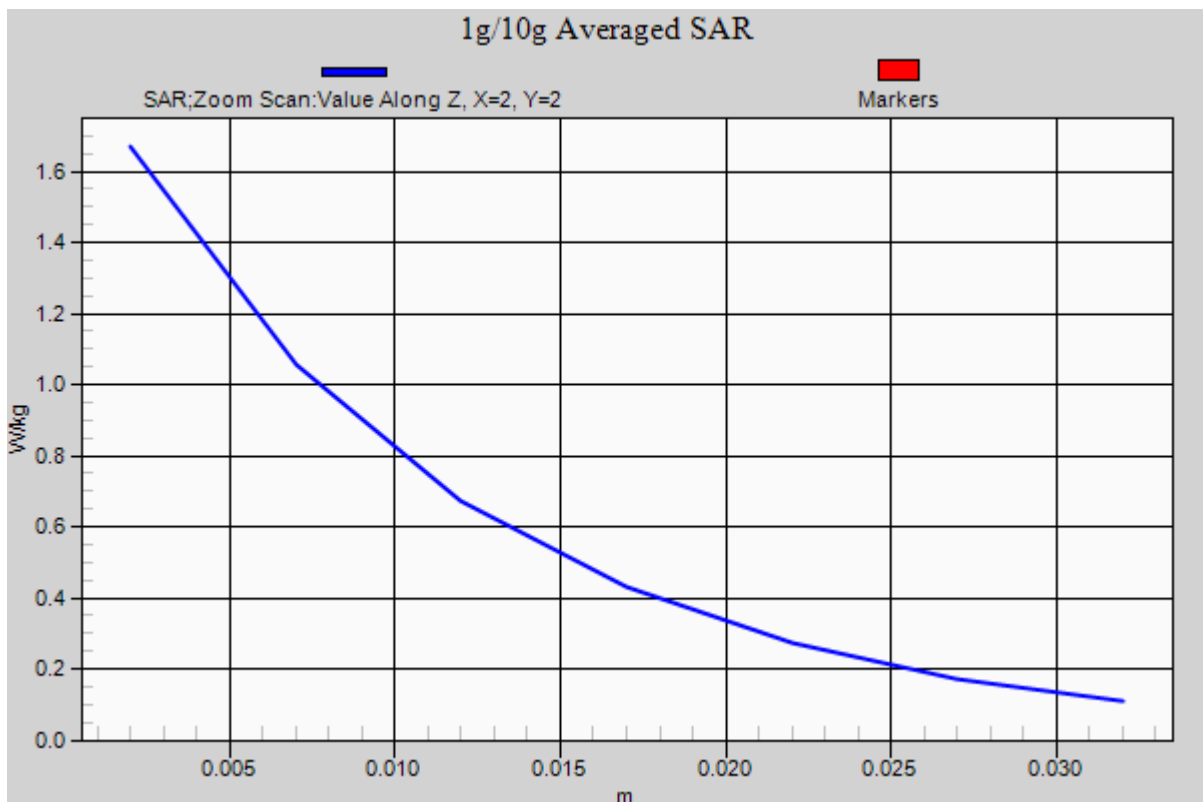
Area Scan (8x13x1): Measurement grid: dx=15mm, dy=15mm

Zoom Scan (5x5x7)/Cube 0: Measurement grid: dx=8mm, dy=8mm, dz=5mm

Power Drift = 0.01 dB

Peak SAR (extrapolated) = 2.02 W/kg

SAR(1 g) = 1.25 W/kg; SAR(10 g) = 0.715 W/kg



DT&C Co., Ltd.

DUT: PM70; Type: PDA

Communication System: LTE Band 17 FCC (0); Frequency: 710 MHz; Duty Cycle: 1:1
Medium parameters used: $f = 710 \text{ MHz}$; $\sigma = 0.927 \text{ S/m}$; $\epsilon_r = 54.651$; $\rho = 1000 \text{ kg/m}^3$
Phantom section: Flat Section

DASY5 Configuration:

Probe: EX3DV4 - SN3866; ConvF(9.67, 9.67, 9.67); Calibrated: 5/31/2017; Electronics: DAE4 Sn1453
Phantom: SAM-twin right (20deg probe tilt)_2013_09_24; Type: QD000P40CD; Serial: TP:1783
Measurement SW: DASY52, Version 52.8 (8); SEMCAD X Version 14.6.10 (7331)

Test Date: 2017-07-10; Ambient Temp: 21.9; Tissue Temp: 21.5

1.5 cm space from Body, Rear, LTE Band 17 Ch. 23790, Ant Internal

Mode : BandWidth 10 MHz, QPSK, RB Size: 1

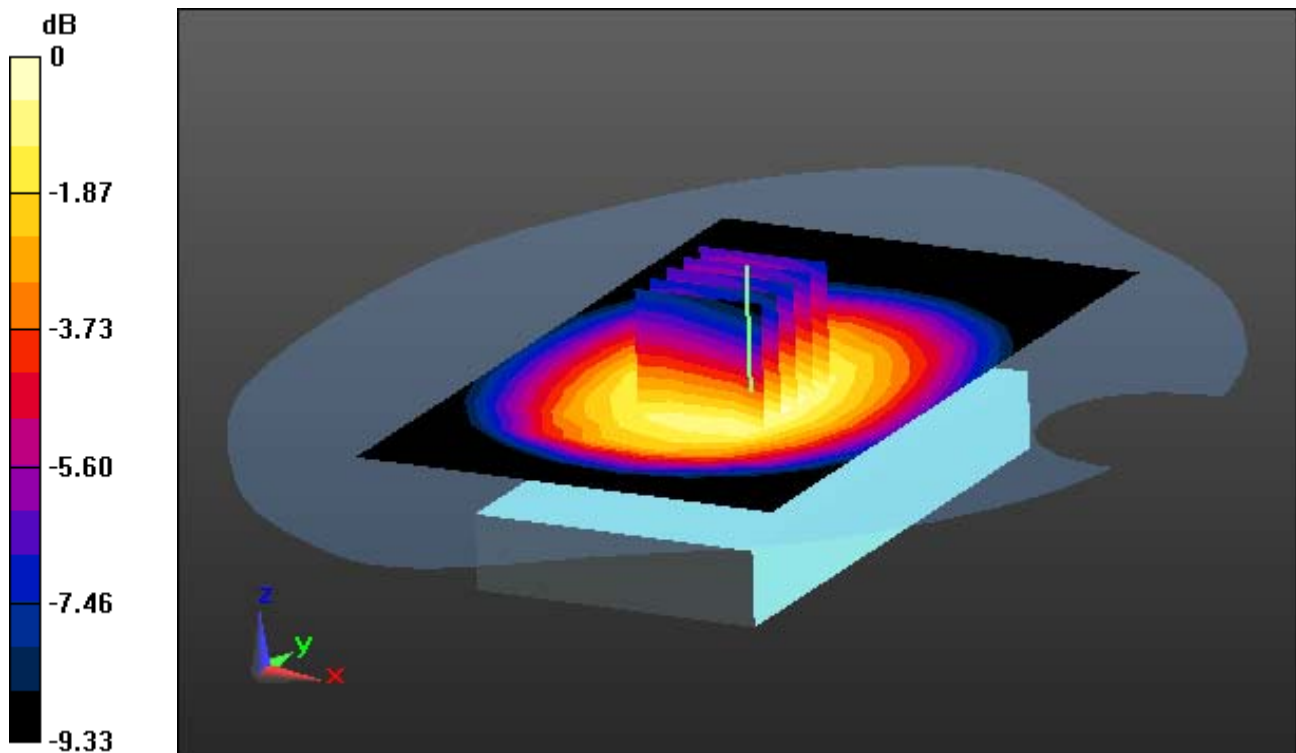
Area Scan (8x13x1): Measurement grid: $dx=15\text{mm}$, $dy=15\text{mm}$

Zoom Scan (5x5x7)/Cube 0: Measurement grid: $dx=8\text{mm}$, $dy=8\text{mm}$, $dz=5\text{mm}$

Power Drift = -0.03 dB

Peak SAR (extrapolated) = 0.461 W/kg

SAR(1 g) = 0.354 W/kg; SAR(10 g) = 0.267 W/kg



0 dB = 0.412 W/kg

DT&C Co., Ltd.

DUT: PM70; Type: PDA

Communication System: LTE Band 17 FCC (0); Frequency: 710 MHz; Duty Cycle: 1:1
Medium parameters used: $f = 710 \text{ MHz}$; $\sigma = 0.927 \text{ S/m}$; $\epsilon_r = 54.651$; $\rho = 1000 \text{ kg/m}^3$
Phantom section: Flat Section

DASY5 Configuration:

Probe: EX3DV4 - SN3866; ConvF(9.67, 9.67, 9.67); Calibrated: 5/31/2017; Electronics: DAE4 Sn1453
Phantom: SAM-twin right (20deg probe tilt)_2013_09_24; Type: QD000P40CD; Serial: TP:1783
Measurement SW: DASY52, Version 52.8 (8); SEMCAD X Version 14.6.10 (7331)

Test Date: 2017-07-10; Ambient Temp: 21.9; Tissue Temp: 21.5

1.5 cm space from Body, Rear, LTE Band 17 Ch. 23790, Ant Internal

Mode : BandWidth 10 MHz, QPSK, RB Size: 1

With Enlarge Plot image

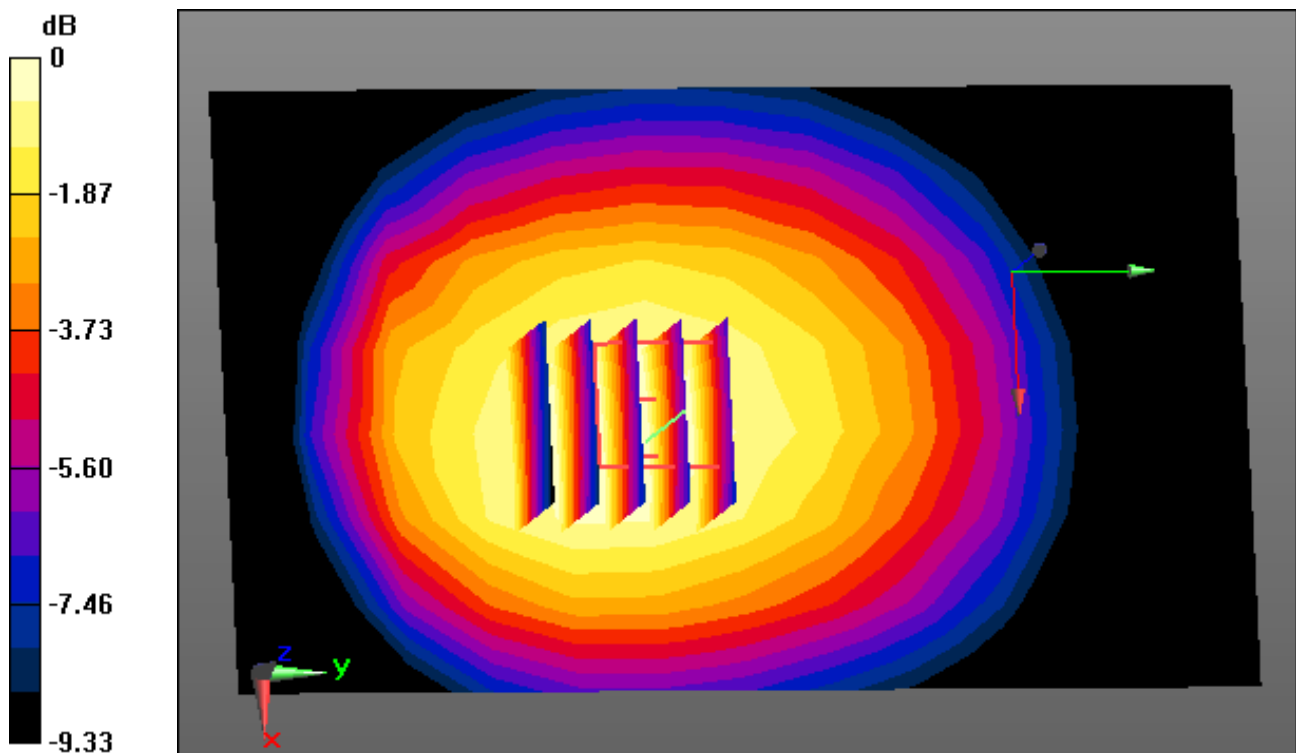
Area Scan (8x13x1): Measurement grid: $dx=15\text{mm}$, $dy=15\text{mm}$

Zoom Scan (5x5x7)/Cube 0: Measurement grid: $dx=8\text{mm}$, $dy=8\text{mm}$, $dz=5\text{mm}$

Power Drift = -0.03 dB

Peak SAR (extrapolated) = 0.461 W/kg

SAR(1 g) = 0.354 W/kg; SAR(10 g) = 0.267 W/kg



DT&C Co., Ltd.

DUT: PM70; Type: PDA

Communication System: LTE Band 17 FCC (0); Frequency: 710 MHz; Duty Cycle: 1:1
Medium parameters used: $f = 710 \text{ MHz}$; $\sigma = 0.927 \text{ S/m}$; $\epsilon_r = 54.651$; $\rho = 1000 \text{ kg/m}^3$
Phantom section: Flat Section

DASY5 Configuration:

Probe: EX3DV4 - SN3866; ConvF(9.67, 9.67, 9.67); Calibrated: 5/31/2017; Electronics: DAE4 Sn1453
Phantom: SAM-twin right (20deg probe tilt)_2013_09_24; Type: QD000P40CD; Serial: TP:1783
Measurement SW: DASY52, Version 52.8 (8); SEMCAD X Version 14.6.10 (7331)

Test Date: 2017-07-10; Ambient Temp: 21.9; Tissue Temp: 21.5

1.5 cm space from Body, Rear, LTE Band 17 Ch. 23790, Ant Internal

Mode : BandWidth 10 MHz, QPSK, RB Size: 1

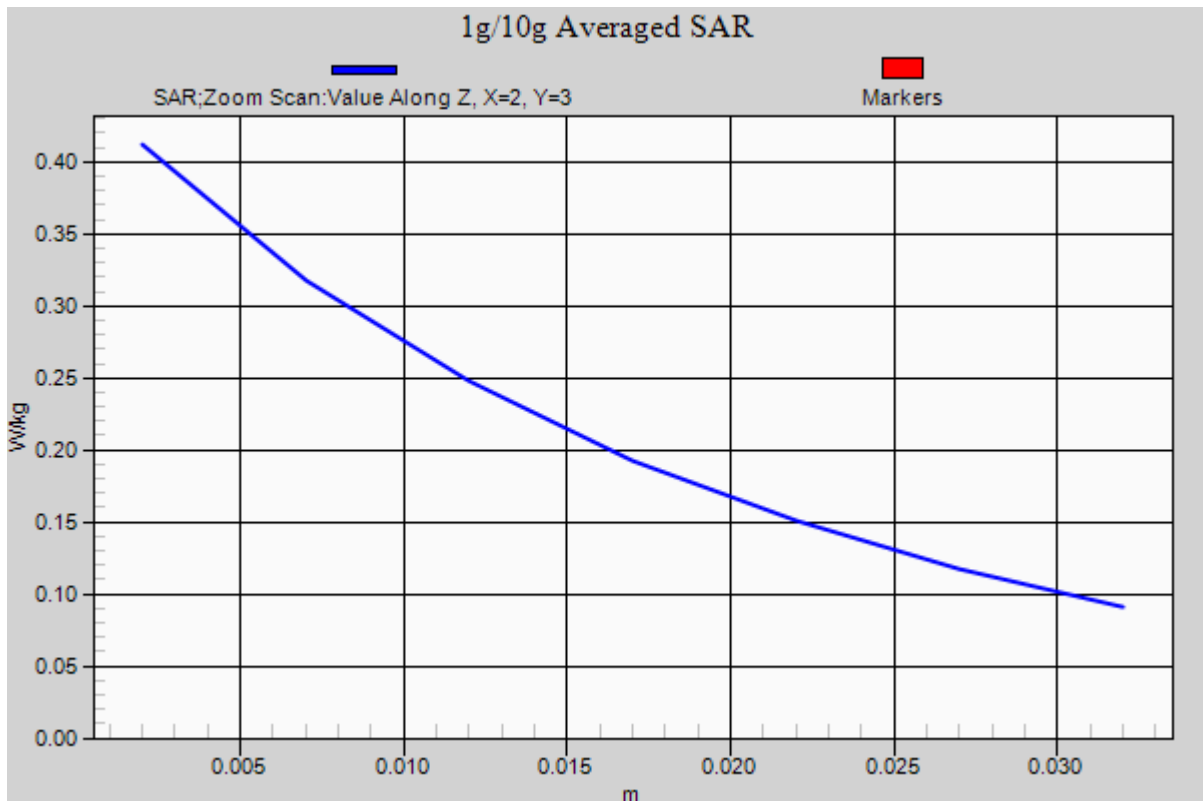
Area Scan (8x13x1): Measurement grid: $dx=15\text{mm}$, $dy=15\text{mm}$

Zoom Scan (5x5x7)/Cube 0: Measurement grid: $dx=8\text{mm}$, $dy=8\text{mm}$, $dz=5\text{mm}$

Power Drift = -0.03 dB

Peak SAR (extrapolated) = 0.461 W/kg

SAR(1 g) = 0.354 W/kg; SAR(10 g) = 0.267 W/kg



DT&C Co., Ltd.

DUT: PM70; Type: PDA

Communication System: LTE Band 5 (FCC) (0); Frequency: 836.5 MHz; Duty Cycle: 1:1
Medium parameters used: $f = 836.5$ MHz; $\sigma = 1.007$ S/m; $\epsilon_r = 53.332$; $\rho = 1000$ kg/m³
Phantom section: Flat Section

DASY5 Configuration:

Probe: EX3DV4 - SN3866; ConvF(9.44, 9.44, 9.44); Calibrated: 5/31/2017; Electronics: DAE4 Sn1453
Phantom: SAM-twin right (20deg probe tilt)_2013_09_24; Type: QD000P40CD; Serial: TP:1783
Measurement SW: DASY52, Version 52.8 (8); SEMCAD X Version 14.6.10 (7331)

Test Date: 2017-07-06; Ambient Temp: 21.7; Tissue Temp: 21.8

1.5 cm space from Body, Rear, LTE Band 5 Ch. 20525, Ant Internal

Mode : BandWidth 10 MHz, QPSK, RB Size: 1

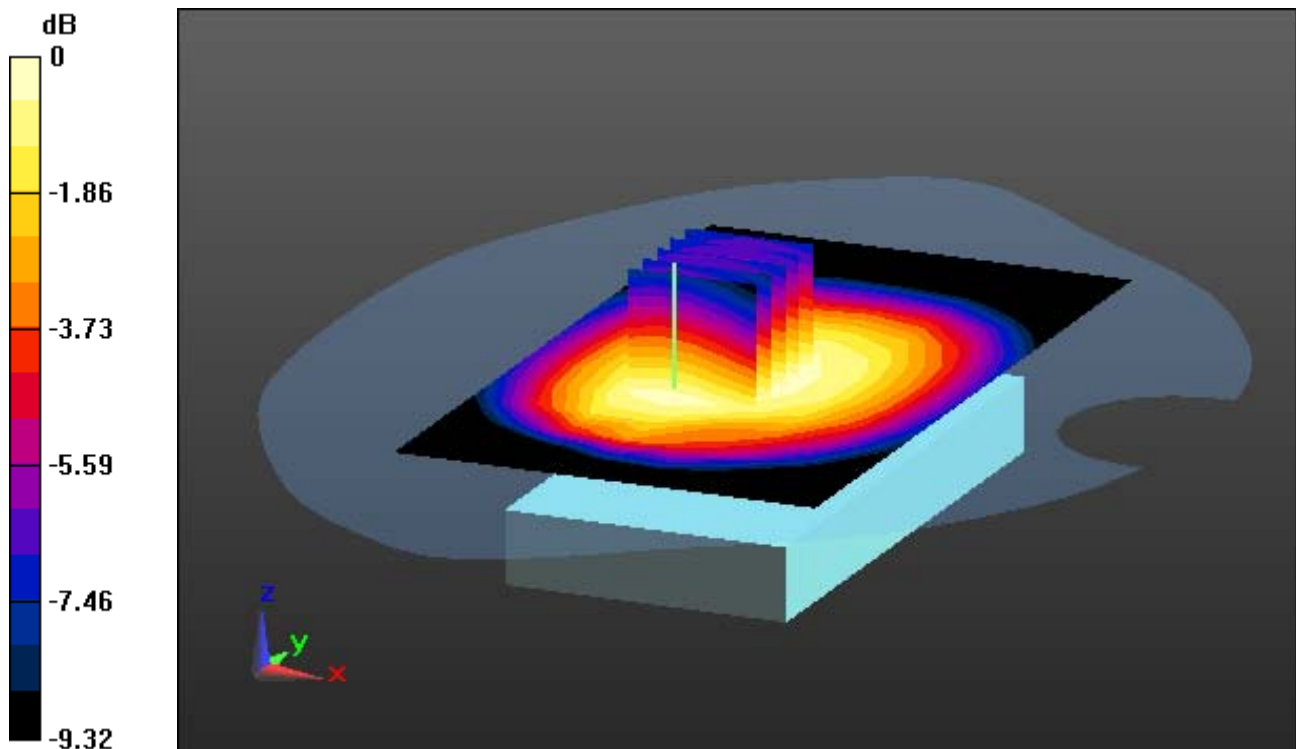
Area Scan (8x13x1): Measurement grid: dx=15mm, dy=15mm

Zoom Scan (5x5x7)/Cube 0: Measurement grid: dx=8mm, dy=8mm, dz=5mm

Power Drift = -0.02 dB

Peak SAR (extrapolated) = 0.525 W/kg

SAR(1 g) = 0.404 W/kg; SAR(10 g) = 0.307 W/kg



0 dB = 0.474 W/kg

DT&C Co., Ltd.

DUT: PM70; Type: PDA

Communication System: LTE Band 5 (FCC) (0); Frequency: 836.5 MHz; Duty Cycle: 1:1
Medium parameters used: $f = 836.5$ MHz; $\sigma = 1.007$ S/m; $\epsilon_r = 53.332$; $\rho = 1000$ kg/m³
Phantom section: Flat Section

DASY5 Configuration:

Probe: EX3DV4 - SN3866; ConvF(9.44, 9.44, 9.44); Calibrated: 5/31/2017; Electronics: DAE4 Sn1453
Phantom: SAM-twin right (20deg probe tilt)_2013_09_24; Type: QD000P40CD; Serial: TP:1783
Measurement SW: DASY52, Version 52.8 (8); SEMCAD X Version 14.6.10 (7331)

Test Date: 2017-07-06; Ambient Temp: 21.7; Tissue Temp: 21.8

1.5 cm space from Body, Rear, LTE Band 5 Ch. 20525, Ant Internal

Mode : BandWidth 10 MHz, QPSK, RB Size: 1

With Enlarge Plot image

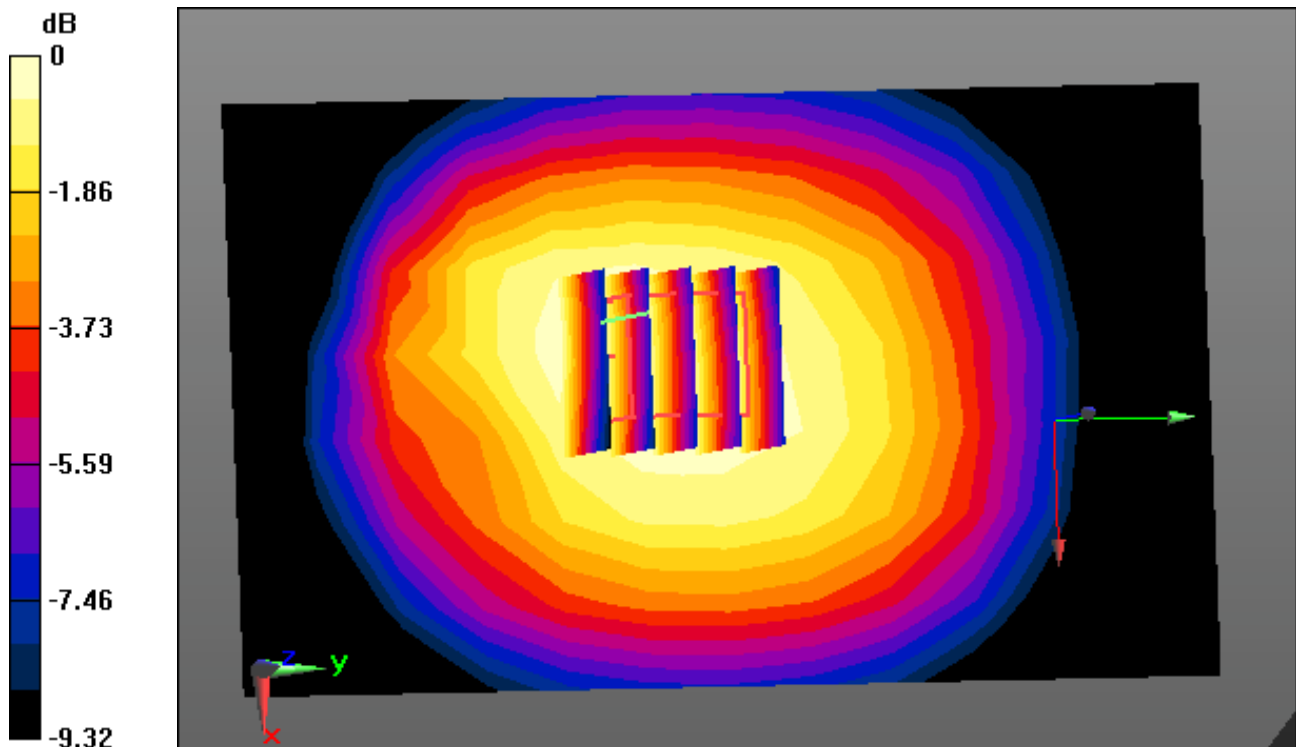
Area Scan (8x13x1): Measurement grid: dx=15mm, dy=15mm

Zoom Scan (5x5x7)/Cube 0: Measurement grid: dx=8mm, dy=8mm, dz=5mm

Power Drift = -0.02 dB

Peak SAR (extrapolated) = 0.525 W/kg

SAR(1 g) = 0.404 W/kg; SAR(10 g) = 0.307 W/kg



0 dB = 0.474 W/kg

DT&C Co., Ltd.

DUT: PM70; Type: PDA

Communication System: LTE Band 5 (FCC) (0); Frequency: 836.5 MHz; Duty Cycle: 1:1
Medium parameters used: $f = 836.5$ MHz; $\sigma = 1.007$ S/m; $\epsilon_r = 53.332$; $\rho = 1000$ kg/m³
Phantom section: Flat Section

DASY5 Configuration:

Probe: EX3DV4 - SN3933; ConvF(10.47, 10.47, 10.47); Calibrated: 9/27/2016; Electronics: DAE4 Sn1453
Phantom: SAM-twin right (20deg probe tilt)_2013_09_24; Type: QD000P40CD; Serial: TP:1783
Measurement SW: DASY52, Version 52.8 (8); SEMCAD X Version 14.6.10 (7331)

Test Date: 2017-07-06; Ambient Temp: 21.7; Tissue Temp: 21.8

1.5 cm space from Body, Rear, LTE Band 5 Ch. 20525, Ant Internal

Mode : BandWidth 10 MHz, QPSK, RB Size: 1

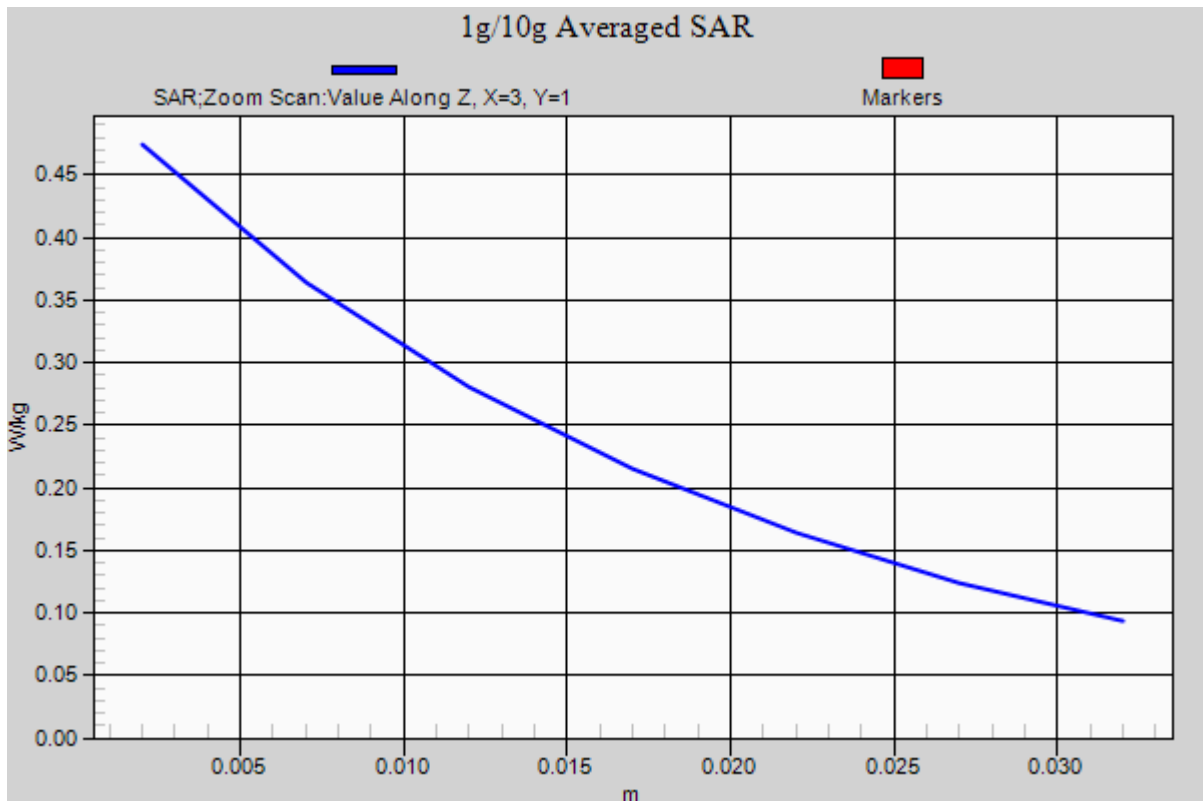
Area Scan (8x13x1): Measurement grid: dx=15mm, dy=15mm

Zoom Scan (5x5x7)/Cube 0: Measurement grid: dx=8mm, dy=8mm, dz=5mm

Power Drift = -0.02 dB

Peak SAR (extrapolated) = 0.525 W/kg

SAR(1 g) = 0.404 W/kg; SAR(10 g) = 0.307 W/kg



DT&C Co., Ltd.

DUT: PM70; Type: PDA

Communication System: LTE Band 2 (0); Frequency: 1880 MHz; Duty Cycle: 1:1
Medium parameters used: $f = 1880$ MHz; $\sigma = 1.555$ S/m; $\epsilon_r = 52.359$; $\rho = 1000$ kg/m³
Phantom section: Flat Section

DASY5 Configuration:

Probe: EX3DV4 - SN3866; ConvF(7.83, 7.83, 7.83); Calibrated: 5/31/2017; Electronics: DAE4 Sn1453
Phantom: SAM-twin middle(20deg probe tilt)_2013_09_24; Type: QD000P40CD; Serial: 1782
Measurement SW: DASY52, Version 52.8 (8); SEMCAD X Version 14.6.10 (7331)

Test Date: 2017-07-05; Ambient Temp: 22.0; Tissue Temp: 21.9

1.5 cm space from Body, Rear, LTE Band 2 Ch. 18900, Ant Internal

Mode : BandWidth 20 MHz, QPSK, RB Size: 1

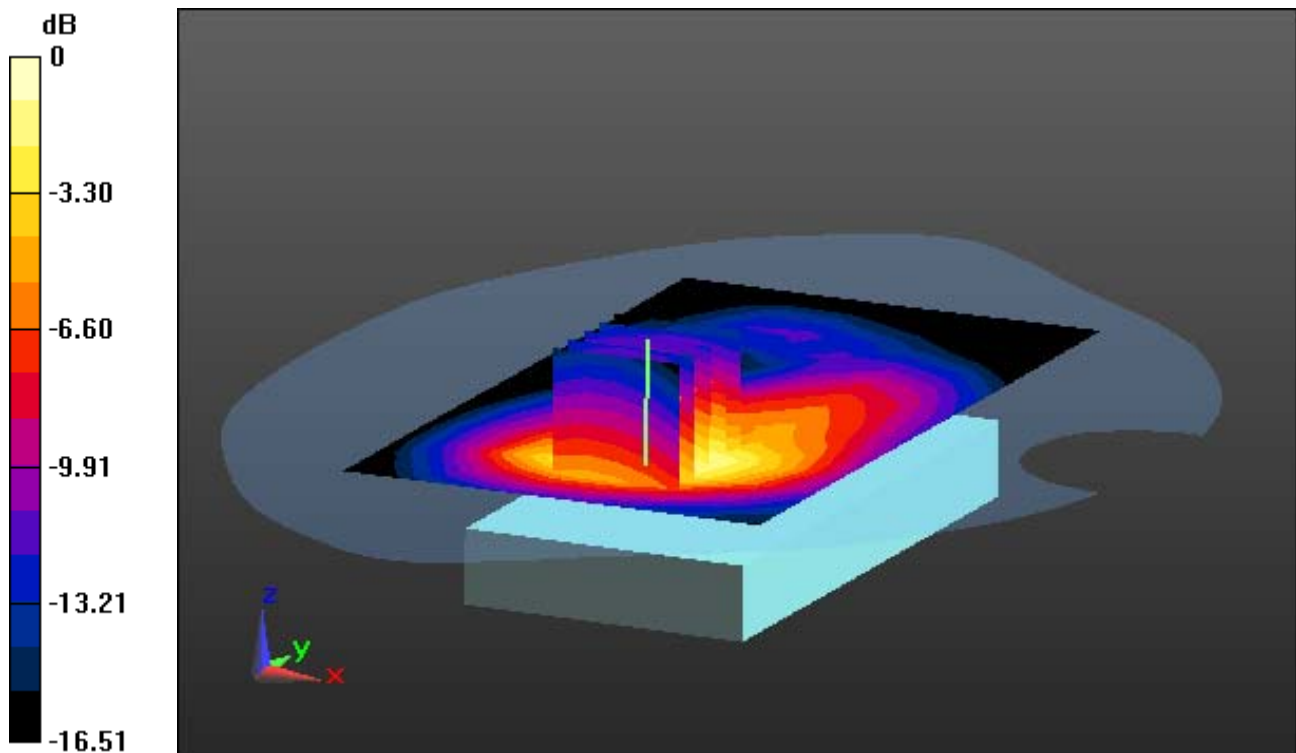
Area Scan (8x13x1): Measurement grid: dx=15mm, dy=15mm

Zoom Scan (5x5x7)/Cube 0: Measurement grid: dx=8mm, dy=8mm, dz=5mm

Power Drift = 0.10 dB

Peak SAR (extrapolated) = 1.36 W/kg

SAR(1 g) = 0.850 W/kg; SAR(10 g) = 0.490 W/kg



0 dB = 1.12 W/kg

DT&C Co., Ltd.

DUT: PM70; Type: PDA

Communication System: LTE Band 2 (0); Frequency: 1880 MHz; Duty Cycle: 1:1
Medium parameters used: $f = 1880$ MHz; $\sigma = 1.555$ S/m; $\epsilon_r = 52.359$; $\rho = 1000$ kg/m³
Phantom section: Flat Section

DASY5 Configuration:

Probe: EX3DV4 - SN3866; ConvF(7.83, 7.83, 7.83); Calibrated: 5/31/2017; Electronics: DAE4 Sn1453
Phantom: SAM-twin middle(20deg probe tilt)_2013_09_24; Type: QD000P40CD; Serial: 1782
Measurement SW: DASY52, Version 52.8 (8); SEMCAD X Version 14.6.10 (7331)

Test Date: 2017-07-05; Ambient Temp: 22.0; Tissue Temp: 21.9

1.5 cm space from Body, Rear, LTE Band 2 Ch. 18900, Ant Internal

Mode : BandWidth 20 MHz, QPSK, RB Size: 1

With Enlarge Plot image

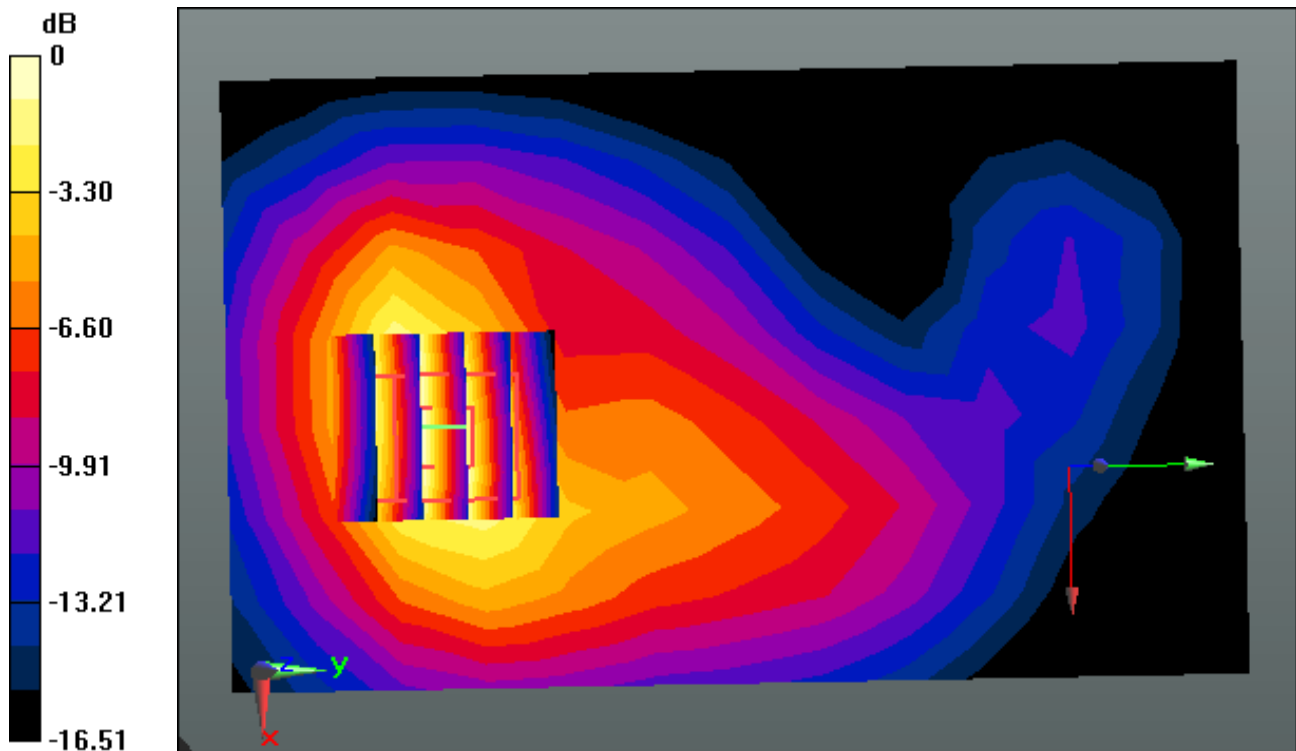
Area Scan (8x13x1): Measurement grid: dx=15mm, dy=15mm

Zoom Scan (5x5x7)/Cube 0: Measurement grid: dx=8mm, dy=8mm, dz=5mm

Power Drift = 0.10 dB

Peak SAR (extrapolated) = 1.36 W/kg

SAR(1 g) = 0.850 W/kg; SAR(10 g) = 0.490 W/kg



0 dB = 1.12 W/kg

DT&C Co., Ltd.

DUT: PM70; Type: PDA

Communication System: LTE Band 2 (0); Frequency: 1880 MHz; Duty Cycle: 1:1
Medium parameters used: $f = 1880$ MHz; $\sigma = 1.555$ S/m; $\epsilon_r = 52.359$; $\rho = 1000$ kg/m³
Phantom section: Flat Section

DASY5 Configuration:

Probe: EX3DV4 - SN3866; ConvF(7.83, 7.83, 7.83); Calibrated: 5/31/2017; Electronics: DAE4 Sn1453
Phantom: SAM-twin middle(20deg probe tilt)_2013_09_24; Type: QD000P40CD; Serial: 1782
Measurement SW: DASY52, Version 52.8 (8); SEMCAD X Version 14.6.10 (7331)

Test Date: 2017-07-05; Ambient Temp: 22.0; Tissue Temp: 21.9

1.5 cm space from Body, Rear, LTE Band 2 Ch. 18900, Ant Internal

Mode : BandWidth 20 MHz, QPSK, RB Size: 1

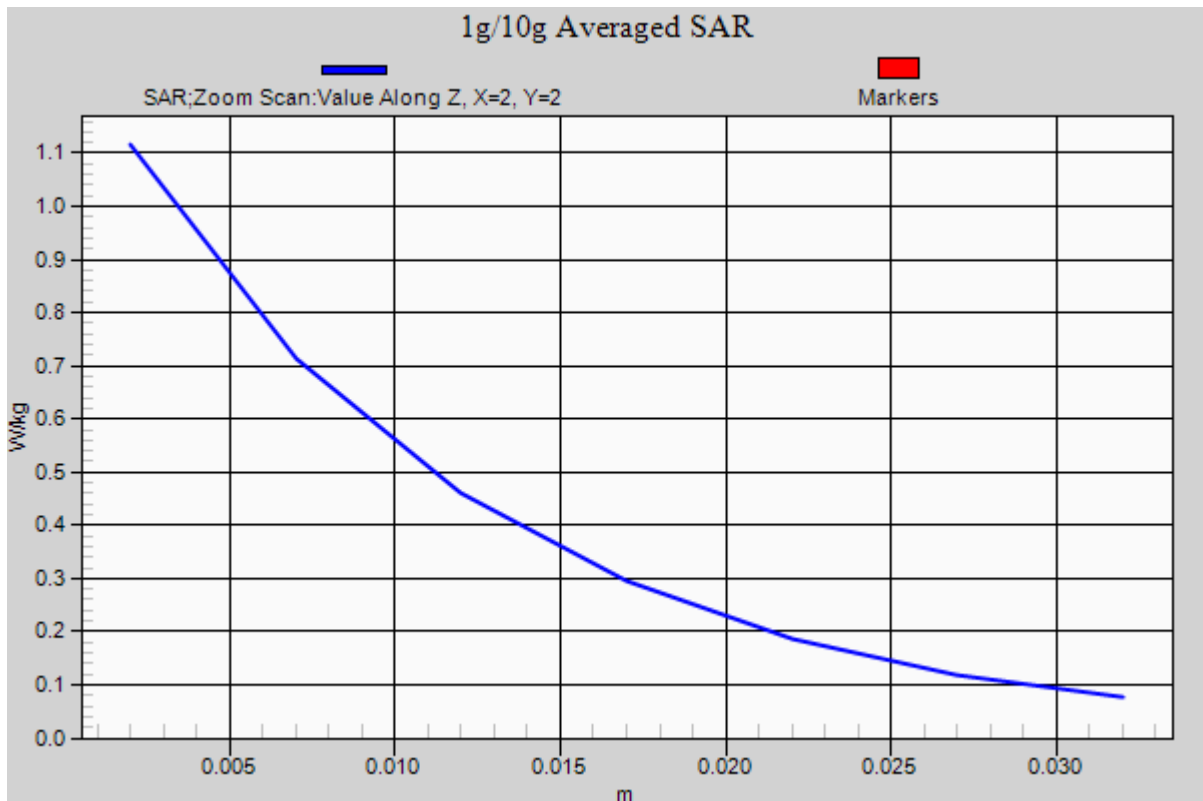
Area Scan (8x13x1): Measurement grid: dx=15mm, dy=15mm

Zoom Scan (5x5x7)/Cube 0: Measurement grid: dx=8mm, dy=8mm, dz=5mm

Power Drift = 0.10 dB

Peak SAR (extrapolated) = 1.36 W/kg

SAR(1 g) = 0.850 W/kg; SAR(10 g) = 0.490 W/kg



DT&C Co., Ltd.

DUT: PM70; Type: PDA

Communication System: LTE Band 7 (FCC) (0); Frequency: 2560 MHz; Duty Cycle: 1:1
Medium parameters used: $f = 2560$ MHz; $\sigma = 2.159$ S/m; $\epsilon_r = 51.844$; $\rho = 1000$ kg/m³
Phantom section: Flat Section

DASY5 Configuration:

Probe: EX3DV4 - SN3866; ConvF(7.21, 7.21, 7.21); Calibrated: 5/31/2017; Electronics: DAE4 Sn1453
Phantom: SAM-twin middle(20deg probe tilt)_2013_09_24; Type: QD000P40CD; Serial: 1782
Measurement SW: DASY52, Version 52.8 (8); SEMCAD X Version 14.6.10 (7331)

Test Date: 2017-07-07; Ambient Temp: 21.6; Tissue Temp: 21.7

1.5 cm space from Body, Rear, LTE Band 7 Ch. 21350, Ant Internal

Mode : BandWidth 20 MHz, QPSK, RB Size: 1

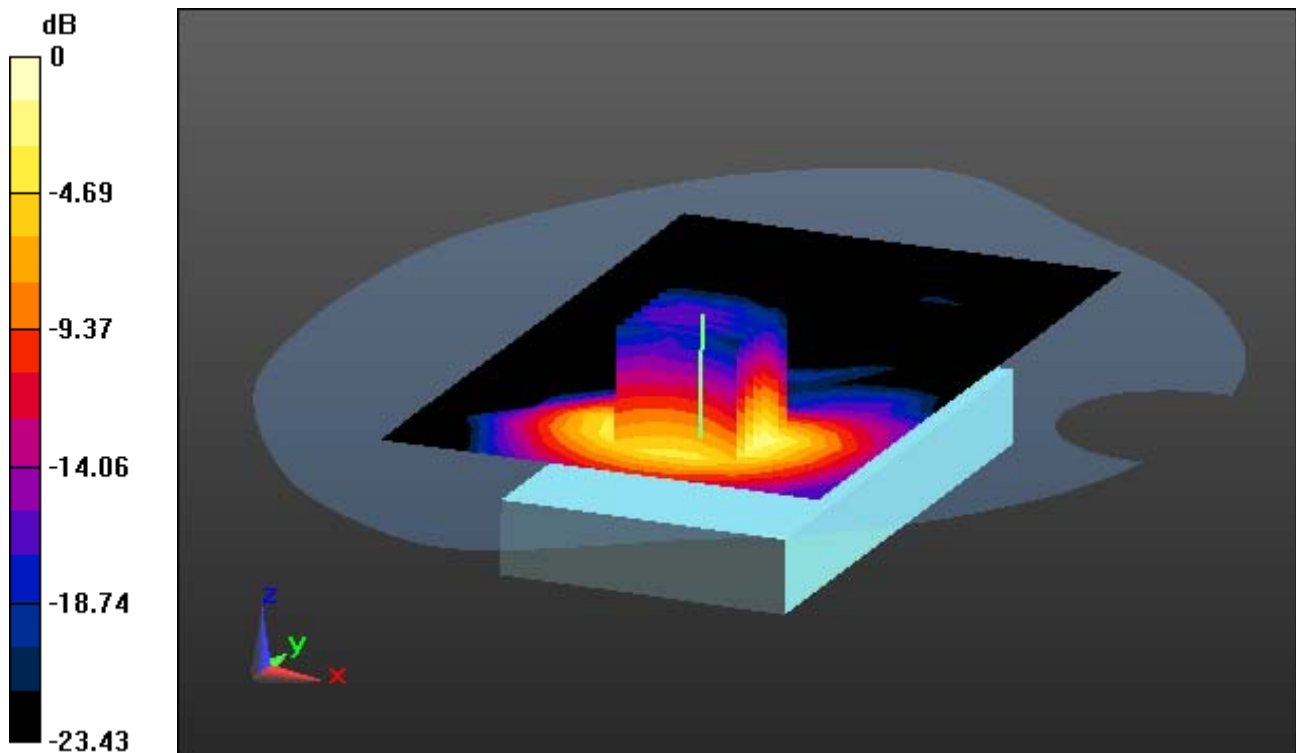
Area Scan (10x16x1): Measurement grid: dx=12mm, dy=12mm

Zoom Scan (7x7x7)/Cube 0: Measurement grid: dx=5mm, dy=5mm, dz=5mm

Power Drift = -0.07 dB

Peak SAR (extrapolated) = 0.861 W/kg

SAR(1 g) = 0.453 W/kg; SAR(10 g) = 0.230 W/kg



0 dB = 0.655 W/kg

DT&C Co., Ltd.

DUT: PM70; Type: PDA

Communication System: LTE Band 7 (FCC) (0); Frequency: 2560 MHz; Duty Cycle: 1:1
Medium parameters used: $f = 2560$ MHz; $\sigma = 2.159$ S/m; $\epsilon_r = 51.844$; $\rho = 1000$ kg/m³
Phantom section: Flat Section

DASY5 Configuration:

Probe: EX3DV4 - SN3866; ConvF(7.21, 7.21, 7.21); Calibrated: 5/31/2017; Electronics: DAE4 Sn1453
Phantom: SAM-twin middle(20deg probe tilt)_2013_09_24; Type: QD000P40CD; Serial: 1782
Measurement SW: DASY52, Version 52.8 (8); SEMCAD X Version 14.6.10 (7331)

Test Date: 2017-07-07; Ambient Temp: 21.6; Tissue Temp: 21.7

1.5 cm space from Body, Rear, LTE Band 7 Ch. 21350, Ant Internal

Mode : BandWidth 20 MHz, QPSK, RB Size: 1

With Enlarge Plot image

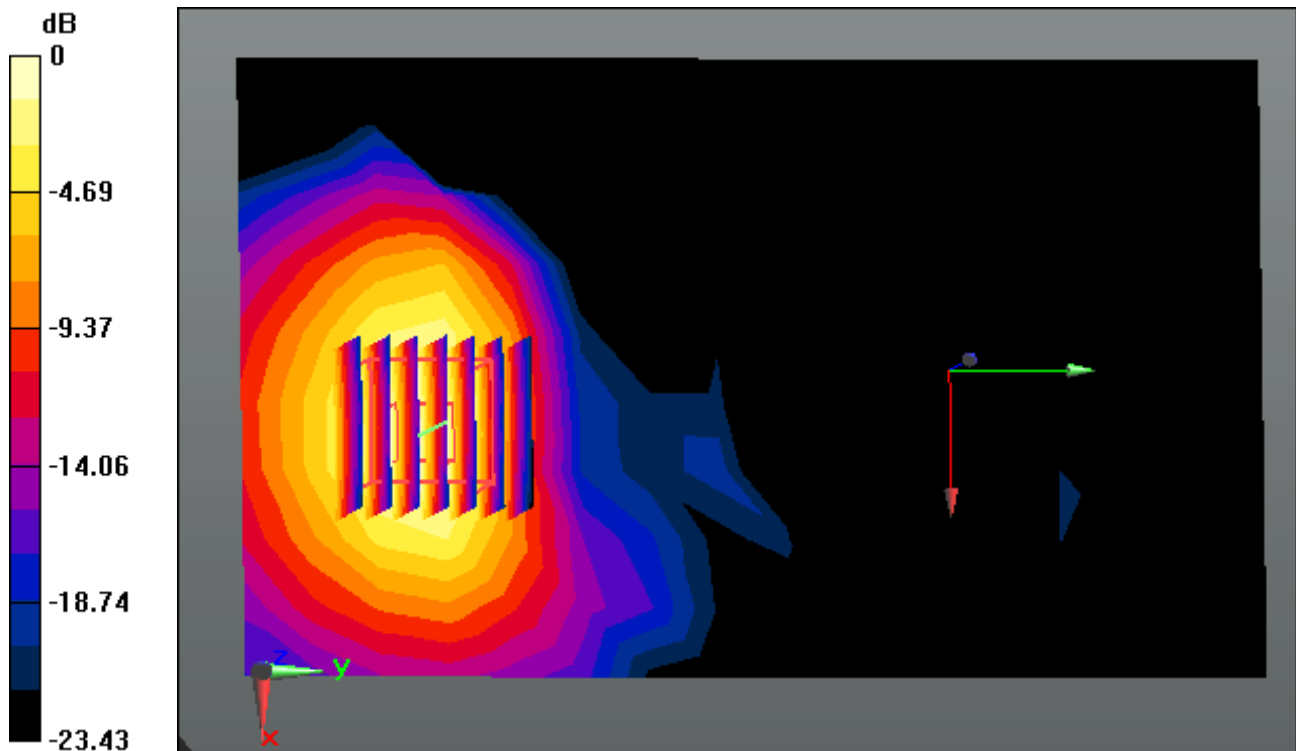
Area Scan (10x16x1): Measurement grid: dx=12mm, dy=12mm

Zoom Scan (7x7x7)/Cube 0: Measurement grid: dx=5mm, dy=5mm, dz=5mm

Power Drift = -0.07 dB

Peak SAR (extrapolated) = 0.861 W/kg

SAR(1 g) = 0.453 W/kg; SAR(10 g) = 0.230 W/kg



0 dB = 0.655 W/kg

DT&C Co., Ltd.

DUT: PM70; Type: PDA

Communication System: LTE Band 7 (FCC) (0); Frequency: 2560 MHz; Duty Cycle: 1:1
Medium parameters used: $f = 2560$ MHz; $\sigma = 2.159$ S/m; $\epsilon_r = 51.844$; $\rho = 1000$ kg/m³
Phantom section: Flat Section

DASY5 Configuration:

Probe: EX3DV4 - SN3866; ConvF(7.21, 7.21, 7.21); Calibrated: 5/31/2017; Electronics: DAE4 Sn1453
Phantom: SAM-twin middle(20deg probe tilt)_2013_09_24; Type: QD000P40CD; Serial: 1782
Measurement SW: DASY52, Version 52.8 (8); SEMCAD X Version 14.6.10 (7331)

Test Date: 2017-07-07; Ambient Temp: 21.6; Tissue Temp: 21.7

1.5 cm space from Body, Rear, LTE Band 7 Ch. 21350, Ant Internal

Mode : BandWidth 20 MHz, QPSK, RB Size: 1

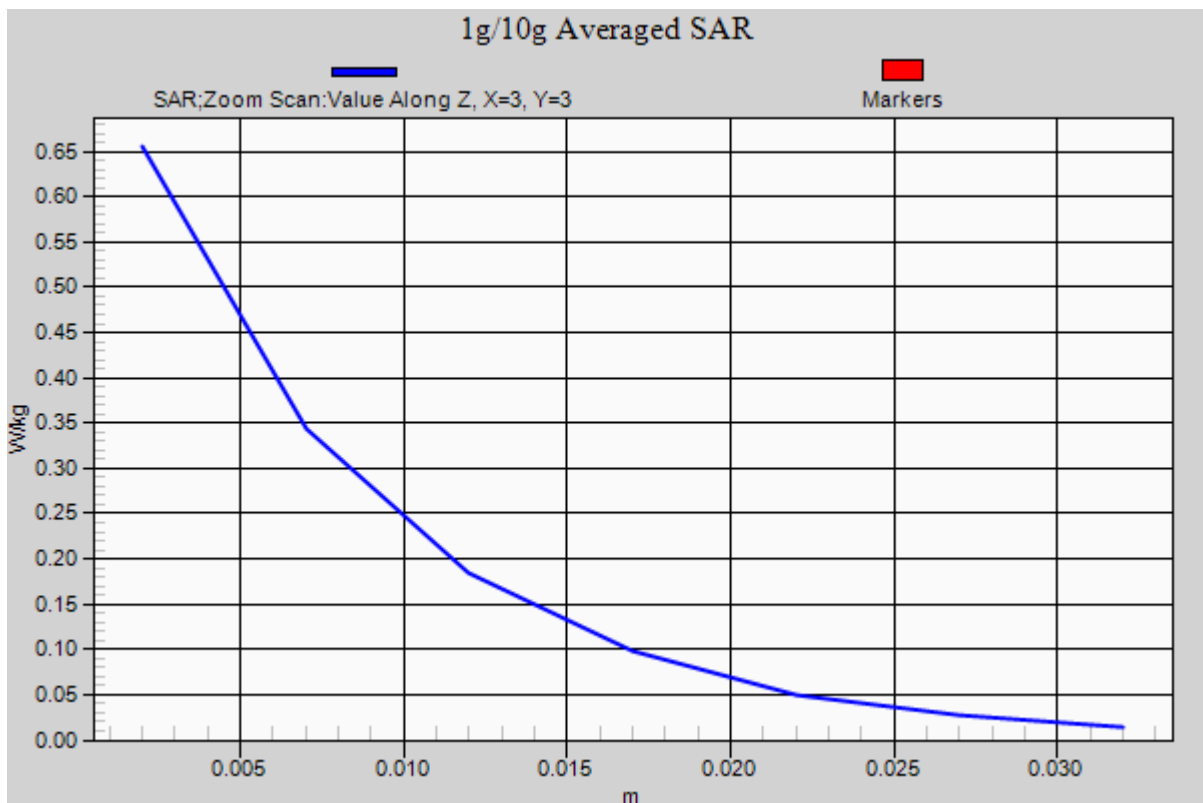
Area Scan (10x16x1): Measurement grid: dx=12mm, dy=12mm

Zoom Scan (7x7x7)/Cube 0: Measurement grid: dx=5mm, dy=5mm, dz=5mm

Power Drift = -0.07 dB

Peak SAR (extrapolated) = 0.861 W/kg

SAR(1 g) = 0.453 W/kg; SAR(10 g) = 0.230 W/kg



DT&C Co., Ltd.

DUT: PM70; Type: PDA

Communication System: 2.4 GHz W-LAN (0); Frequency: 2462 MHz; Duty Cycle: 1:1
Medium parameters used: $f = 2462$ MHz; $\sigma = 1.987$ S/m; $\epsilon_r = 50.68$; $\rho = 1000$ kg/m³
Phantom section: Flat Section

DASY5 Configuration:

Probe: EX3DV4 - SN3866; ConvF(7.56, 7.56, 7.56); Calibrated: 5/31/2017; Electronics: DAE4 Sn1453
Phantom: SAM-twin middle(20deg probe tilt)_2013_09_24; Type: QD000P40CD; Serial: 1782
Measurement SW: DASY52, Version 52.8 (8); SEMCAD X Version 14.6.10 (7331)

Test Date: 2017-07-11; Ambient Temp: 22.1; Tissue Temp: 22.2

1.5 cm space from Body, Rear, W-LAN(802.11b) Ch. 11, Ant Internal

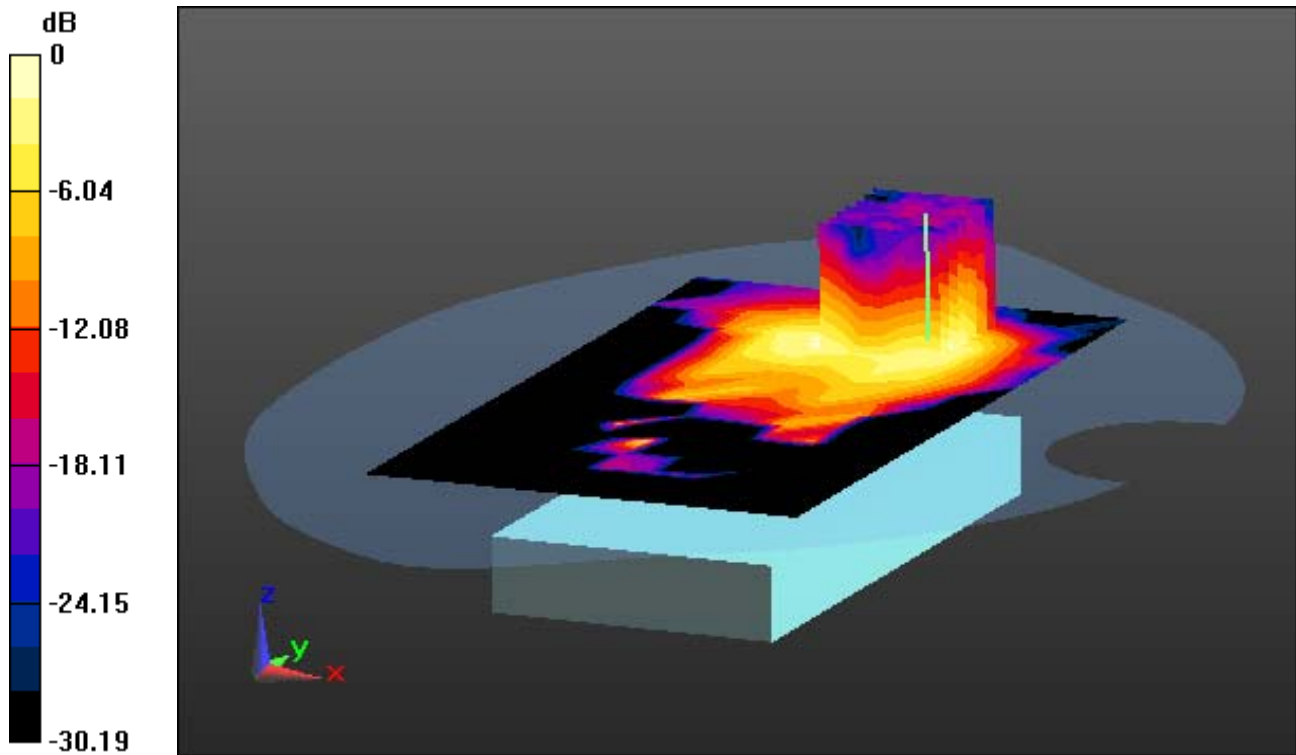
Area Scan (10x16x1): Measurement grid: dx=12mm, dy=12mm

Zoom Scan (7x7x7)/Cube 0: Measurement grid: dx=5mm, dy=5mm, dz=5mm

Power Drift = -0.15 dB

Peak SAR (extrapolated) = 0.231 W/kg

SAR(1 g) = 0.105 W/kg; SAR(10 g) = 0.048 W/kg



0 dB = 0.164 W/kg

DT&C Co., Ltd.

DUT: PM70; Type: PDA

Communication System: 2.4 GHz W-LAN (0); Frequency: 2462 MHz; Duty Cycle: 1:1
Medium parameters used: $f = 2462$ MHz; $\sigma = 1.987$ S/m; $\epsilon_r = 50.68$; $\rho = 1000$ kg/m³
Phantom section: Flat Section

DASY5 Configuration:

Probe: EX3DV4 - SN3866; ConvF(7.56, 7.56, 7.56); Calibrated: 5/31/2017; Electronics: DAE4 Sn1453
Phantom: SAM-twin middle(20deg probe tilt)_2013_09_24; Type: QD000P40CD; Serial: 1782
Measurement SW: DASY52, Version 52.8 (8); SEMCAD X Version 14.6.10 (7331)

Test Date: 2017-07-11; Ambient Temp: 22.1; Tissue Temp: 22.2

1.5 cm space from Body, Rear, W-LAN(802.11b) Ch. 11, Ant Internal

With Enlarge Plot image

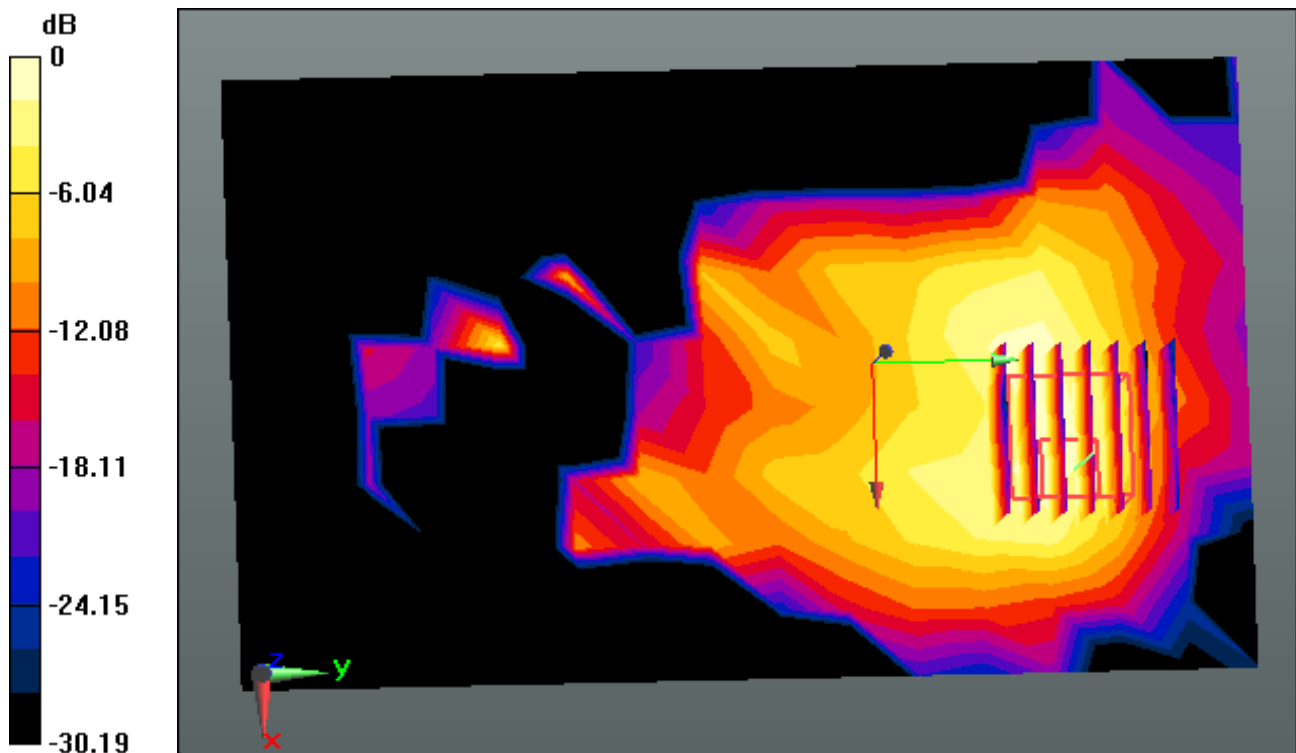
Area Scan (10x16x1): Measurement grid: dx=12mm, dy=12mm

Zoom Scan (7x7x7)/Cube 0: Measurement grid: dx=5mm, dy=5mm, dz=5mm

Power Drift = -0.15 dB

Peak SAR (extrapolated) = 0.231 W/kg

SAR(1 g) = 0.105 W/kg; SAR(10 g) = 0.048 W/kg



0 dB = 0.164 W/kg

DT&C Co., Ltd.

DUT: PM70; Type: PDA

Communication System: 2.4 GHz W-LAN (0); Frequency: 2462 MHz; Duty Cycle: 1:1
Medium parameters used: $f = 2462$ MHz; $\sigma = 1.987$ S/m; $\epsilon_r = 50.68$; $\rho = 1000$ kg/m³
Phantom section: Flat Section

DASY5 Configuration:

Probe: EX3DV4 - SN3866; ConvF(7.56, 7.56, 7.56); Calibrated: 5/31/2017; Electronics: DAE4 Sn1453
Phantom: SAM-twin middle(20deg probe tilt)_2013_09_24; Type: QD000P40CD; Serial: 1782
Measurement SW: DASY52, Version 52.8 (8); SEMCAD X Version 14.6.10 (7331)

Test Date: 2017-07-11; Ambient Temp: 22.1; Tissue Temp: 22.2

1.5 cm space from Body, Rear, W-LAN(802.11b) Ch. 11, Ant Internal

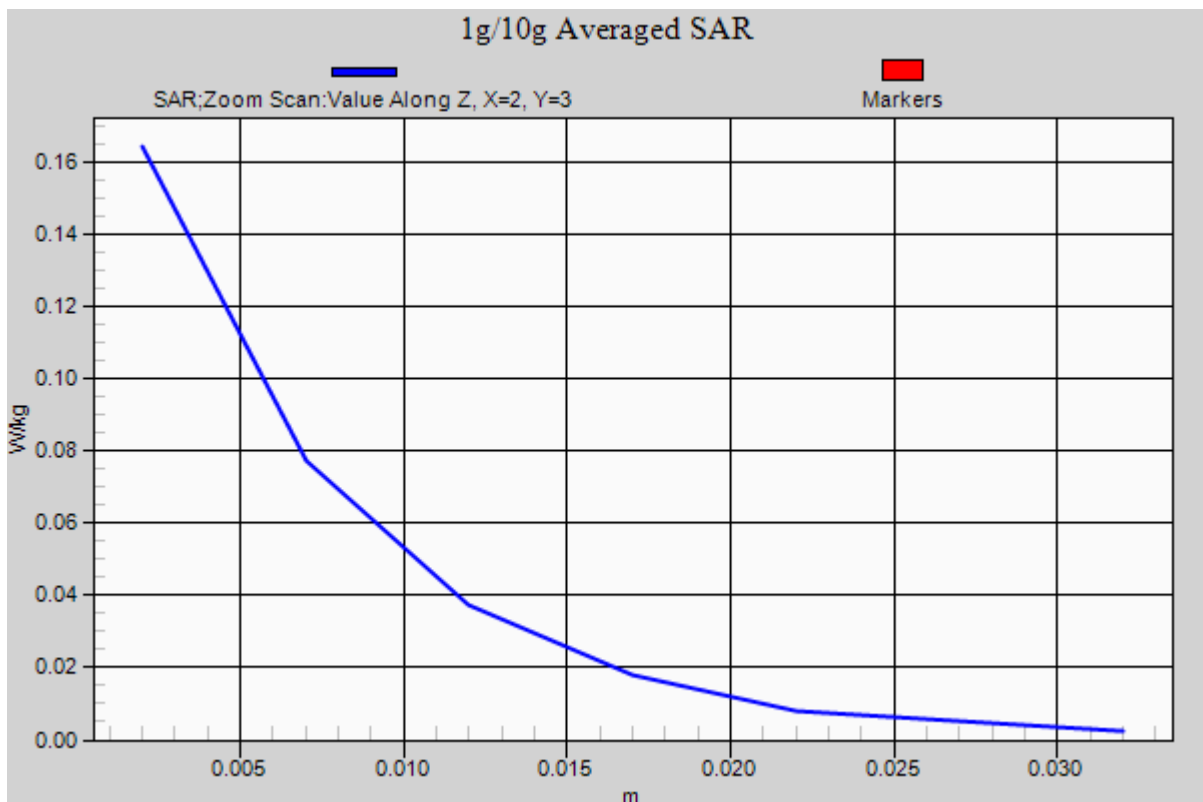
Area Scan (10x16x1): Measurement grid: dx=12mm, dy=12mm

Zoom Scan (7x7x7)/Cube 0: Measurement grid: dx=5mm, dy=5mm, dz=5mm

Power Drift = -0.15 dB

Peak SAR (extrapolated) = 0.231 W/kg

SAR(1 g) = 0.105 W/kg; SAR(10 g) = 0.048 W/kg



DT&C Co., Ltd.

DUT: PM70; Type: PDA

Communication System: W-LAN 5G (0); Frequency: 5300 MHz; Duty Cycle: 1:1
Medium parameters used: $f = 5300$ MHz; $\sigma = 5.411$ S/m; $\epsilon_r = 47.809$; $\rho = 1000$ kg/m³
Phantom section: Flat Section

DASY5 Configuration:

Probe: EX3DV4 - SN3916; ConvF(4.65, 4.65, 4.65); Calibrated: 4/28/2017; Electronics: DAE4 Sn1453
Phantom: SAM-twin middle(20deg probe tilt)_2013_09_24; Type: QD000P40CD; Serial: 1782
Measurement SW: DASY52, Version 52.8 (8); SEMCAD X Version 14.6.10 (7331)

Test Date: 2017-07-13; Ambient Temp: 21.4; Tissue Temp: 21.3

1.5 cm space from Body, Rear, W-LAN(802.11a) Ch. 60, Ant Internal

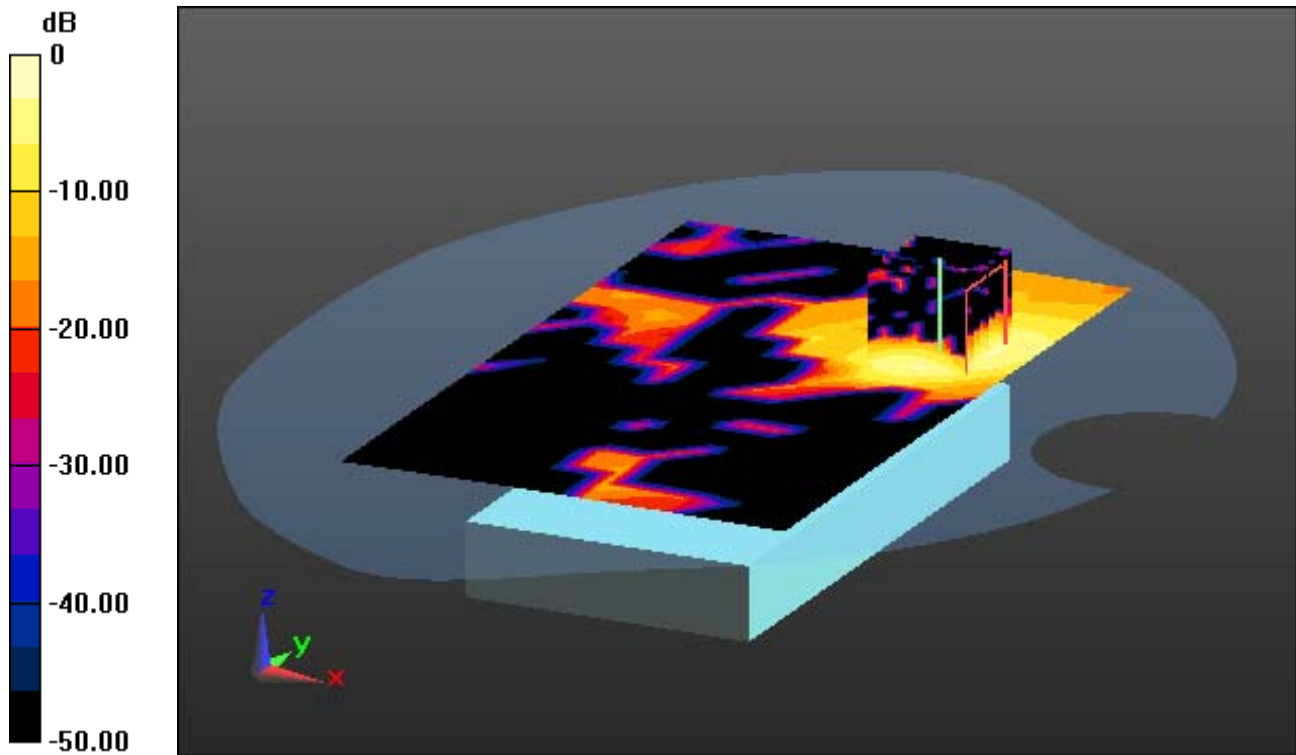
Area Scan (12x19x1): Measurement grid: dx=10mm, dy=10mm

Zoom Scan (7x7x12)/Cube 0: Measurement grid: dx=4mm, dy=4mm, dz=2mm

Power Drift = 0.08 dB

Peak SAR (extrapolated) = 0.297 W/kg

SAR(1 g) = 0.077 W/kg; SAR(10 g) = 0.025 W/kg



0 dB = 0.159 W/kg

DT&C Co., Ltd.

DUT: PM70; Type: PDA

Communication System: W-LAN 5G (0); Frequency: 5300 MHz; Duty Cycle: 1:1
Medium parameters used: $f = 5300$ MHz; $\sigma = 5.411$ S/m; $\epsilon_r = 47.809$; $\rho = 1000$ kg/m³
Phantom section: Flat Section

DASY5 Configuration:

Probe: EX3DV4 - SN3916; ConvF(4.65, 4.65, 4.65); Calibrated: 4/28/2017; Electronics: DAE4 Sn1453
Phantom: SAM-twin middle(20deg probe tilt)_2013_09_24; Type: QD000P40CD; Serial: 1782
Measurement SW: DASY52, Version 52.8 (8); SEMCAD X Version 14.6.10 (7331)

Test Date: 2017-07-13; Ambient Temp: 21.4; Tissue Temp: 21.3

1.5 cm space from Body, Rear, W-LAN(802.11a) Ch. 60, Ant Internal

With Enlarge Plot image

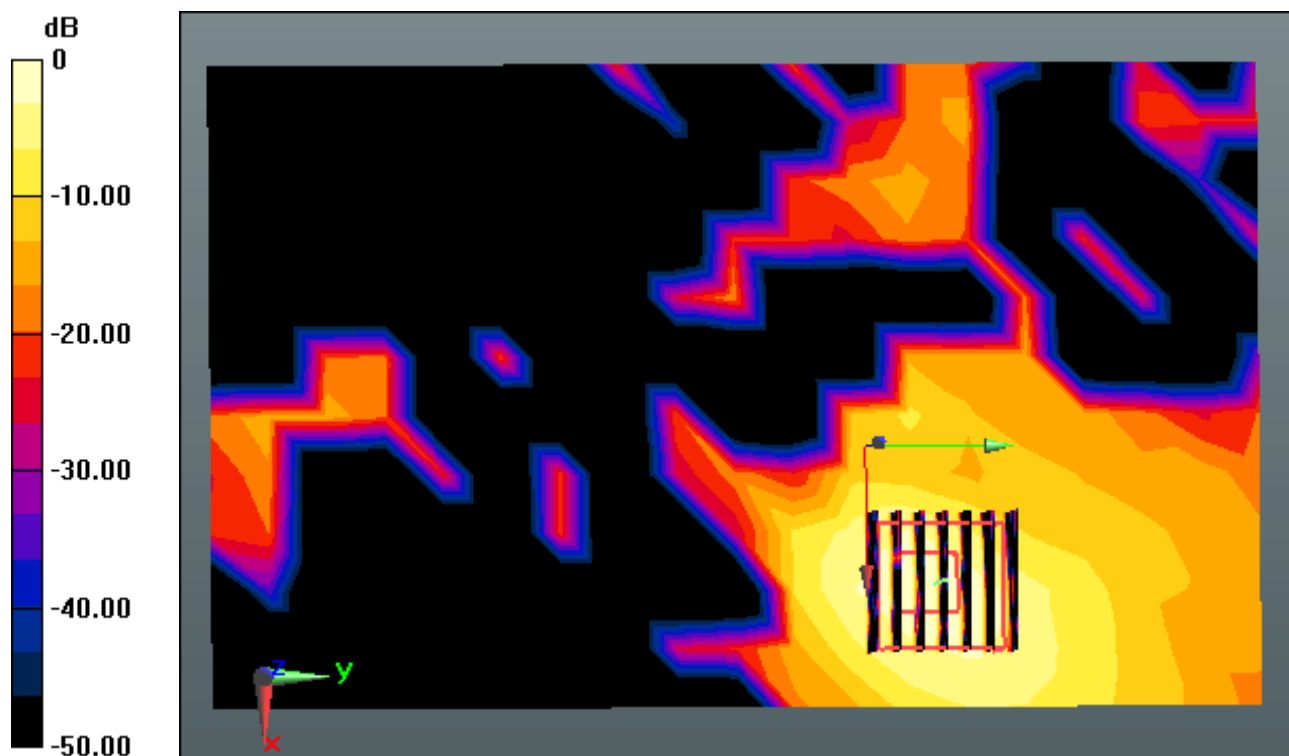
Area Scan (12x19x1): Measurement grid: dx=10mm, dy=10mm

Zoom Scan (7x7x12)/Cube 0: Measurement grid: dx=4mm, dy=4mm, dz=2mm

Power Drift = 0.08 dB

Peak SAR (extrapolated) = 0.297 W/kg

SAR(1 g) = 0.077 W/kg; SAR(10 g) = 0.025 W/kg



0 dB = 0.159 W/kg

DT&C Co., Ltd.

DUT: PM70; Type: PDA

Communication System: W-LAN 5G (0); Frequency: 5300 MHz; Duty Cycle: 1:1
Medium parameters used: $f = 5300$ MHz; $\sigma = 5.411$ S/m; $\epsilon_r = 47.809$; $\rho = 1000$ kg/m³
Phantom section: Flat Section

DASY5 Configuration:

Probe: EX3DV4 - SN3916; ConvF(4.65, 4.65, 4.65); Calibrated: 4/28/2017; Electronics: DAE4 Sn1453
Phantom: SAM-twin middle(20deg probe tilt)_2013_09_24; Type: QD000P40CD; Serial: 1782
Measurement SW: DASY52, Version 52.8 (8); SEMCAD X Version 14.6.10 (7331)

Test Date: 2017-07-13; Ambient Temp: 21.4; Tissue Temp: 21.3

1.5 cm space from Body, Rear, W-LAN(802.11a) Ch. 60, Ant Internal

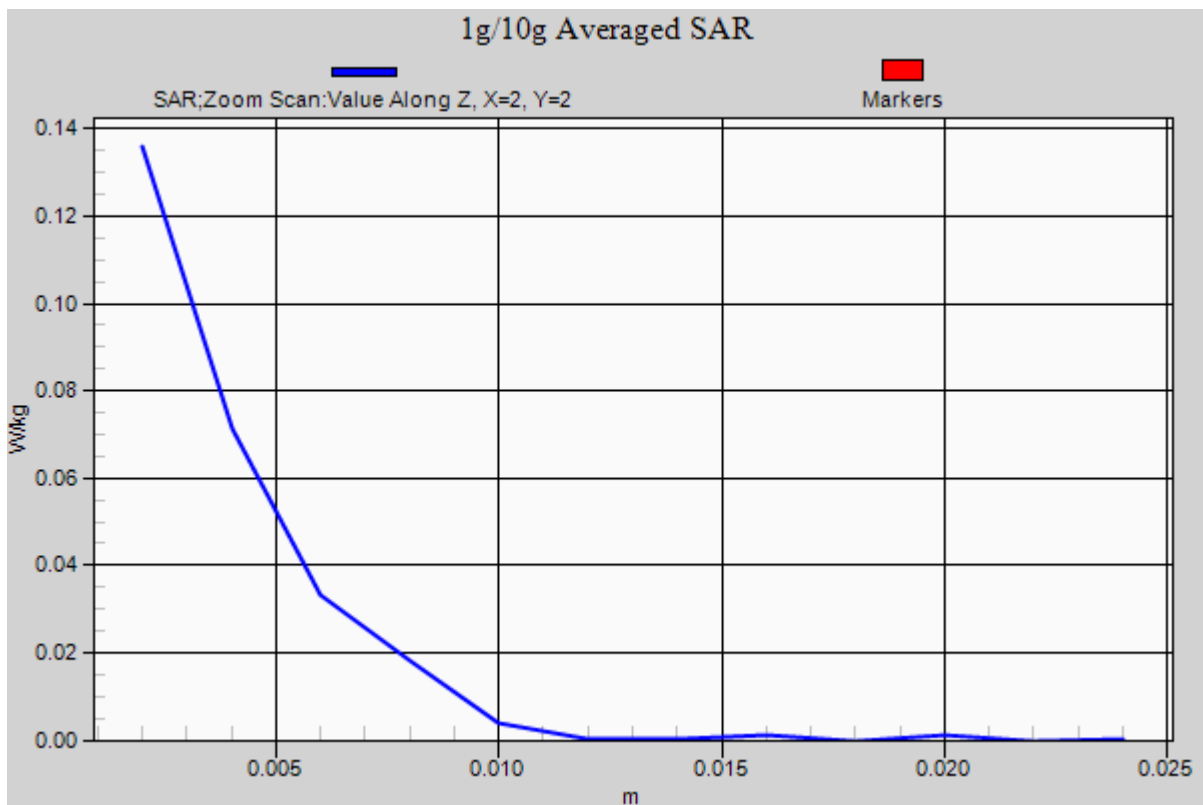
Area Scan (12x19x1): Measurement grid: dx=10mm, dy=10mm

Zoom Scan (7x7x12)/Cube 0: Measurement grid: dx=4mm, dy=4mm, dz=2mm

Power Drift = 0.08 dB

Peak SAR (extrapolated) = 0.297 W/kg

SAR(1 g) = 0.077 W/kg; SAR(10 g) = 0.025 W/kg



DT&C Co., Ltd.

DUT: PM70; Type: PDA

Communication System: W-LAN 5G (0); Frequency: 5700 MHz; Duty Cycle: 1:1
Medium parameters used: $f = 5700$ MHz; $\sigma = 5.966$ S/m; $\epsilon_r = 47.068$; $\rho = 1000$ kg/m³
Phantom section: Flat Section

DASY5 Configuration:

Probe: EX3DV4 - SN3916; ConvF(4.09, 4.09, 4.09); Calibrated: 4/28/2017; Electronics: DAE4 Sn1453
Phantom: SAM-twin middle(20deg probe tilt)_2013_09_24; Type: QD000P40CD; Serial: 1782
Measurement SW: DASY52, Version 52.8 (8); SEMCAD X Version 14.6.10 (7331)

Test Date: 2017-07-13; Ambient Temp: 21.4; Tissue Temp: 21.3

1.5 cm space from Body, Rear, W-LAN(802.11a) Ch. 140, Ant Internal

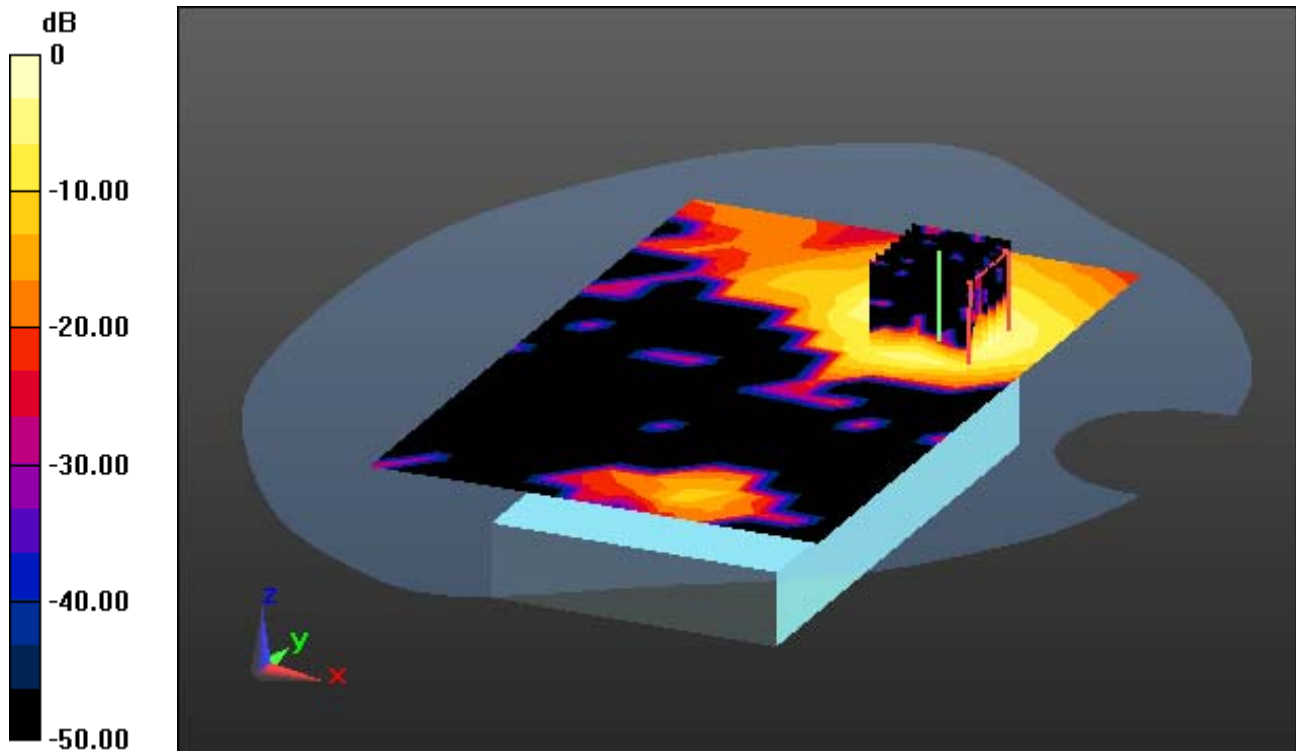
Area Scan (12x19x1): Measurement grid: dx=10mm, dy=10mm

Zoom Scan (7x7x12)/Cube 0: Measurement grid: dx=4mm, dy=4mm, dz=2mm

Power Drift = -0.14 dB

Peak SAR (extrapolated) = 0.516 W/kg

SAR(1 g) = 0.138 W/kg; SAR(10 g) = 0.047 W/kg



0 dB = 0.278 W/kg

DT&C Co., Ltd.

DUT: PM70; Type: PDA

Communication System: W-LAN 5G (0); Frequency: 5700 MHz; Duty Cycle: 1:1
Medium parameters used: $f = 5700$ MHz; $\sigma = 5.966$ S/m; $\epsilon_r = 47.068$; $\rho = 1000$ kg/m³
Phantom section: Flat Section

DASY5 Configuration:

Probe: EX3DV4 - SN3916; ConvF(4.09, 4.09, 4.09); Calibrated: 4/28/2017; Electronics: DAE4 Sn1453
Phantom: SAM-twin middle(20deg probe tilt)_2013_09_24; Type: QD000P40CD; Serial: 1782
Measurement SW: DASY52, Version 52.8 (8); SEMCAD X Version 14.6.10 (7331)

Test Date: 2017-07-13; Ambient Temp: 21.4; Tissue Temp: 21.3

1.5 cm space from Body, Rear, W-LAN(802.11a) Ch. 140, Ant Internal

With Enlarge Plot image

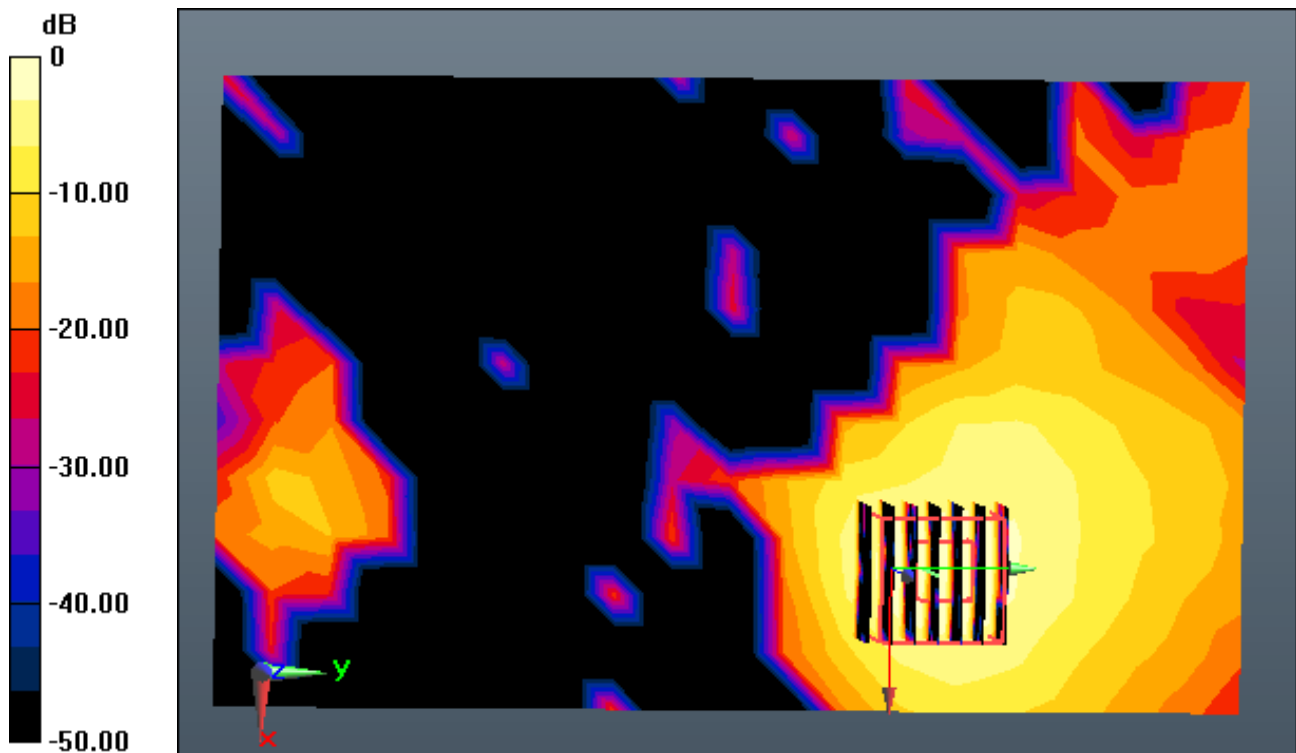
Area Scan (12x19x1): Measurement grid: dx=10mm, dy=10mm

Zoom Scan (7x7x12)/Cube 0: Measurement grid: dx=4mm, dy=4mm, dz=2mm

Power Drift = -0.14 dB

Peak SAR (extrapolated) = 0.516 W/kg

SAR(1 g) = 0.138 W/kg; SAR(10 g) = 0.047 W/kg



0 dB = 0.278 W/kg

DT&C Co., Ltd.

DUT: PM70; Type: PDA

Communication System: W-LAN 5G (0); Frequency: 5700 MHz; Duty Cycle: 1:1
Medium parameters used: $f = 5700$ MHz; $\sigma = 5.966$ S/m; $\epsilon_r = 47.068$; $\rho = 1000$ kg/m³
Phantom section: Flat Section

DASY5 Configuration:

Probe: EX3DV4 - SN3916; ConvF(4.09, 4.09, 4.09); Calibrated: 4/28/2017; Electronics: DAE4 Sn1453
Phantom: SAM-twin middle(20deg probe tilt)_2013_09_24; Type: QD000P40CD; Serial: 1782
Measurement SW: DASY52, Version 52.8 (8); SEMCAD X Version 14.6.10 (7331)

Test Date: 2017-07-13; Ambient Temp: 21.4; Tissue Temp: 21.3

1.5 cm space from Body, Rear, W-LAN(802.11a) Ch. 140, Ant Internal

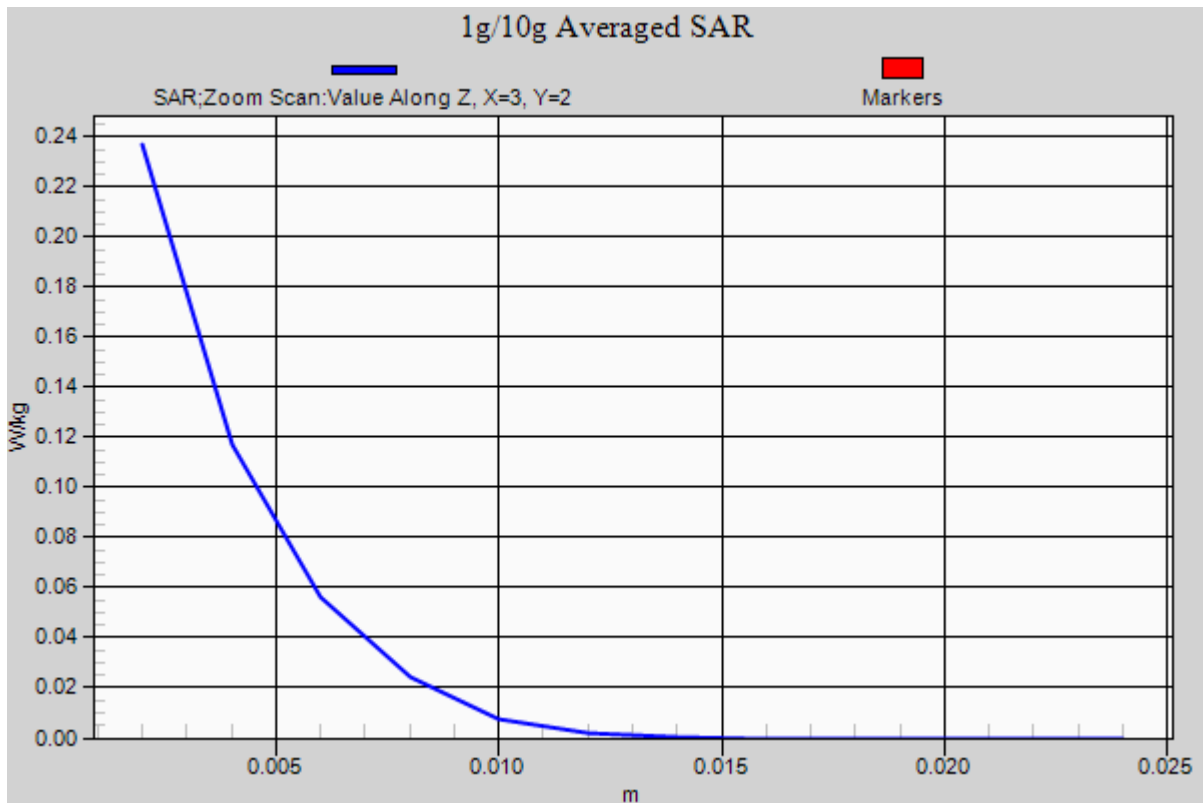
Area Scan (12x19x1): Measurement grid: dx=10mm, dy=10mm

Zoom Scan (7x7x12)/Cube 0: Measurement grid: dx=4mm, dy=4mm, dz=2mm

Power Drift = -0.14 dB

Peak SAR (extrapolated) = 0.516 W/kg

SAR(1 g) = 0.138 W/kg; SAR(10 g) = 0.047 W/kg



DT&C Co., Ltd.

DUT: PM70; Type: PDA

Communication System: W-LAN 5G (0); Frequency: 5825 MHz; Duty Cycle: 1:1
Medium parameters used: $f = 5825$ MHz; $\sigma = 6.148$ S/m; $\epsilon_r = 46.752$; $\rho = 1000$ kg/m³
Phantom section: Flat Section

DASY5 Configuration:

Probe: EX3DV4 - SN3916; ConvF(4.22, 4.22, 4.22); Calibrated: 4/28/2017; Electronics: DAE4 Sn1453
Phantom: SAM-twin middle(20deg probe tilt)_2013_09_24; Type: QD000P40CD; Serial: 1782
Measurement SW: DASY52, Version 52.8 (8); SEMCAD X Version 14.6.10 (7331)

Test Date: 2017-07-14; Ambient Temp: 21.2; Tissue Temp: 21.0

1.5 cm space from Body, Rear, W-LAN(802.11a) Ch. 165, Ant Internal

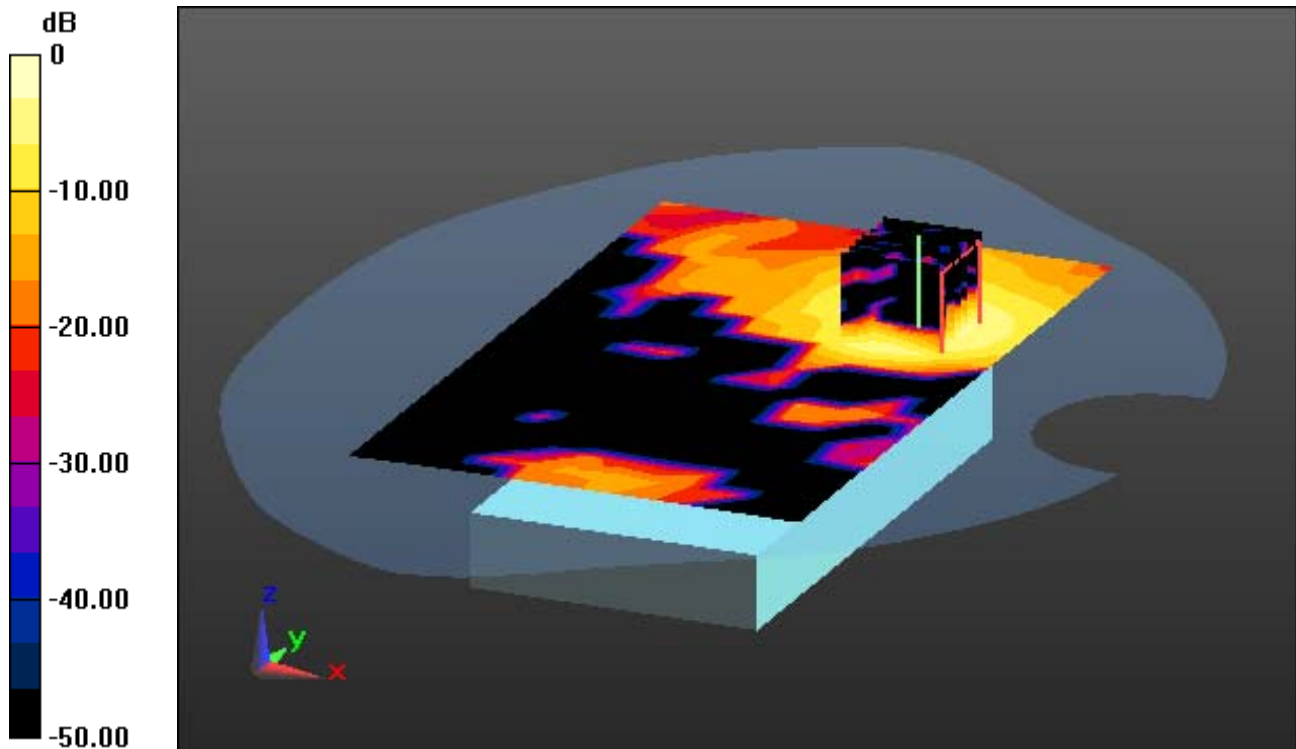
Area Scan (12x19x1): Measurement grid: dx=10mm, dy=10mm

Zoom Scan (7x7x12)/Cube 0: Measurement grid: dx=4mm, dy=4mm, dz=2mm

Power Drift = 0.07 dB

Peak SAR (extrapolated) = 0.778 W/kg

SAR(1 g) = 0.184 W/kg; SAR(10 g) = 0.063 W/kg



0 dB = 0.368 W/kg

DT&C Co., Ltd.

DUT: PM70; Type: PDA

Communication System: W-LAN 5G (0); Frequency: 5825 MHz; Duty Cycle: 1:1
Medium parameters used: $f = 5825$ MHz; $\sigma = 6.148$ S/m; $\epsilon_r = 46.752$; $\rho = 1000$ kg/m³
Phantom section: Flat Section

DASY5 Configuration:

Probe: EX3DV4 - SN3916; ConvF(4.22, 4.22, 4.22); Calibrated: 4/28/2017; Electronics: DAE4 Sn1453
Phantom: SAM-twin middle(20deg probe tilt)_2013_09_24; Type: QD000P40CD; Serial: 1782
Measurement SW: DASY52, Version 52.8 (8); SEMCAD X Version 14.6.10 (7331)

Test Date: 2017-07-14; Ambient Temp: 21.2; Tissue Temp: 21.0

1.5 cm space from Body, Rear, W-LAN(802.11a) Ch. 165, Ant Internal

With Enlarge Plot image

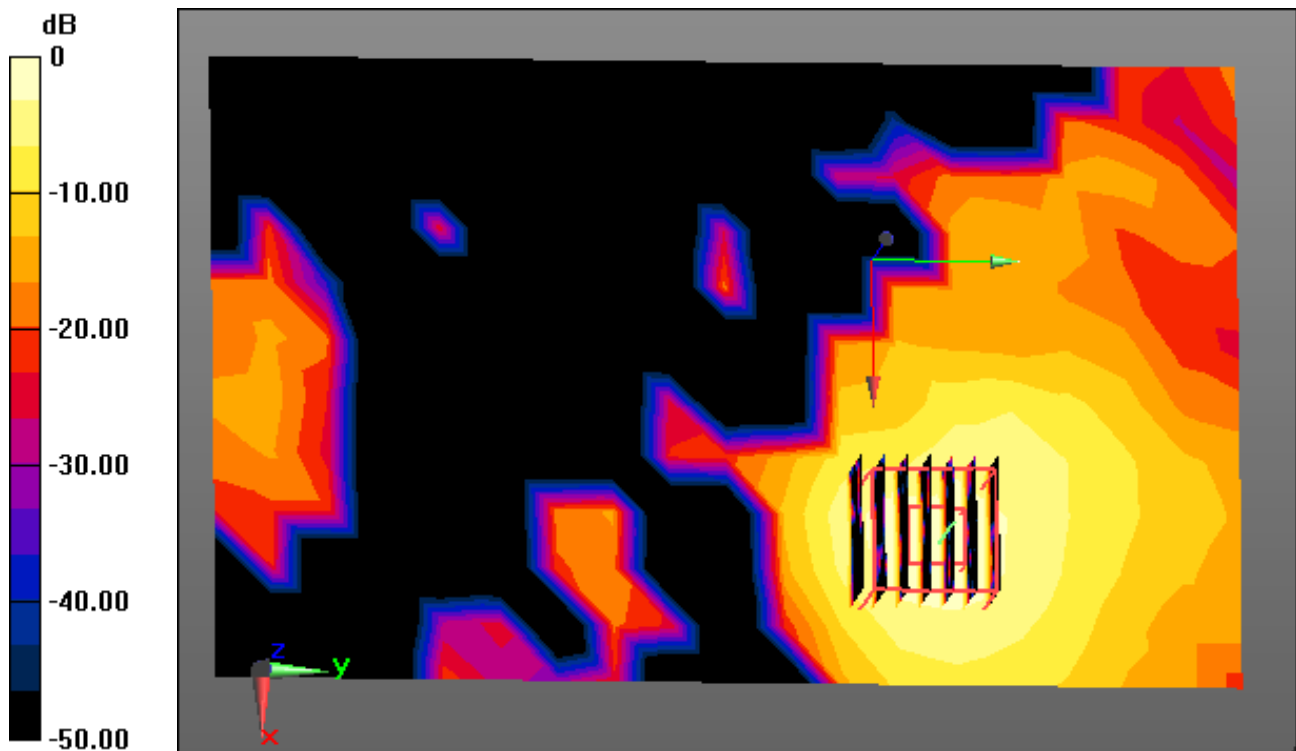
Area Scan (12x19x1): Measurement grid: dx=10mm, dy=10mm

Zoom Scan (7x7x12)/Cube 0: Measurement grid: dx=4mm, dy=4mm, dz=2mm

Power Drift = 0.07 dB

Peak SAR (extrapolated) = 0.778 W/kg

SAR(1 g) = 0.184 W/kg; SAR(10 g) = 0.063 W/kg



0 dB = 0.368 W/kg

DT&C Co., Ltd.

DUT: PM70; Type: PDA

Communication System: W-LAN 5G (0); Frequency: 5825 MHz; Duty Cycle: 1:1
Medium parameters used: $f = 5825$ MHz; $\sigma = 6.148$ S/m; $\epsilon_r = 46.752$; $\rho = 1000$ kg/m³
Phantom section: Flat Section

DASY5 Configuration:

Probe: EX3DV4 - SN3916; ConvF(4.22, 4.22, 4.22); Calibrated: 4/28/2017; Electronics: DAE4 Sn1453
Phantom: SAM-twin middle(20deg probe tilt)_2013_09_24; Type: QD000P40CD; Serial: 1782
Measurement SW: DASY52, Version 52.8 (8); SEMCAD X Version 14.6.10 (7331)

Test Date: 2017-07-14; Ambient Temp: 21.2; Tissue Temp: 21.0

1.5 cm space from Body, Rear, W-LAN(802.11a) Ch. 165, Ant Internal

Area Scan (12x19x1): Measurement grid: dx=10mm, dy=10mm

Zoom Scan (7x7x12)/Cube 0: Measurement grid: dx=4mm, dy=4mm, dz=2mm

Power Drift = 0.07 dB

Peak SAR (extrapolated) = 0.778 W/kg

SAR(1 g) = 0.184 W/kg; SAR(10 g) = 0.063 W/kg

