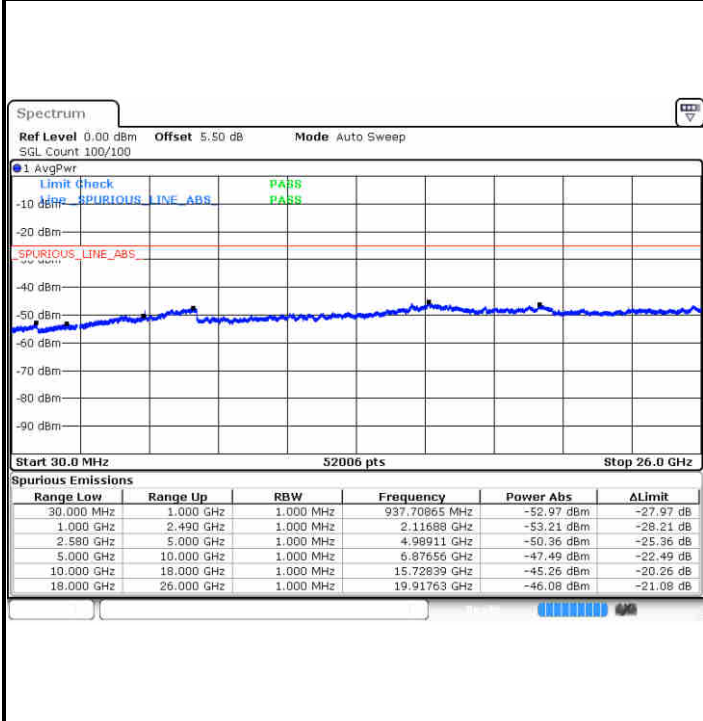


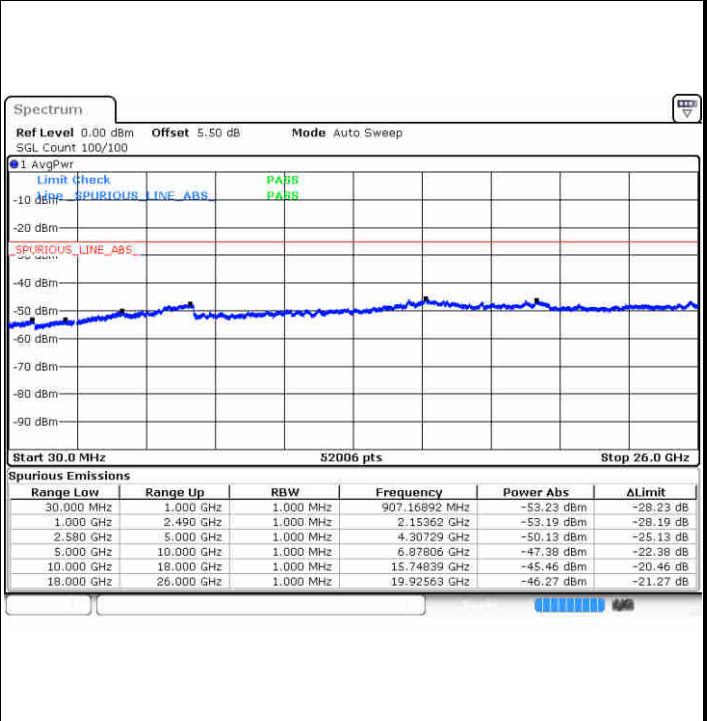


LTE Band 7 / 10MHz

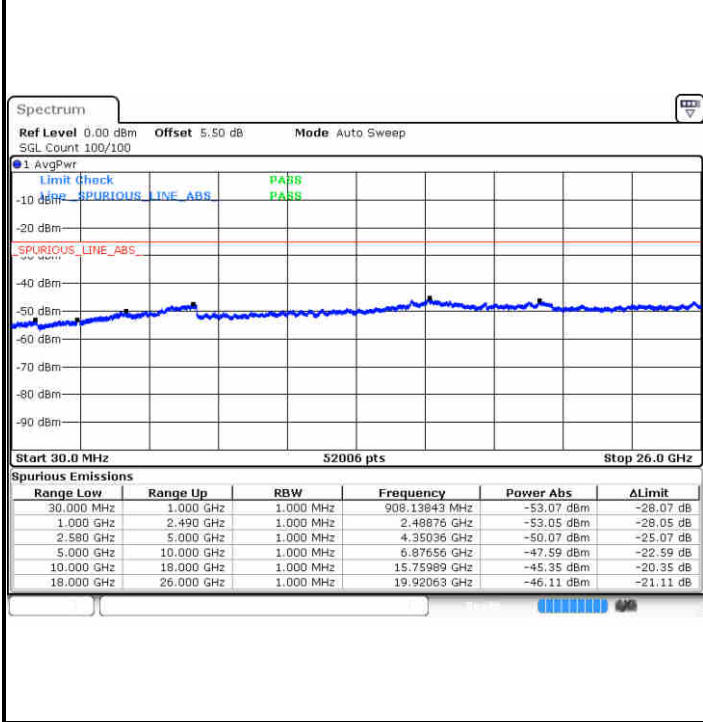
Middle Channel / QPSK



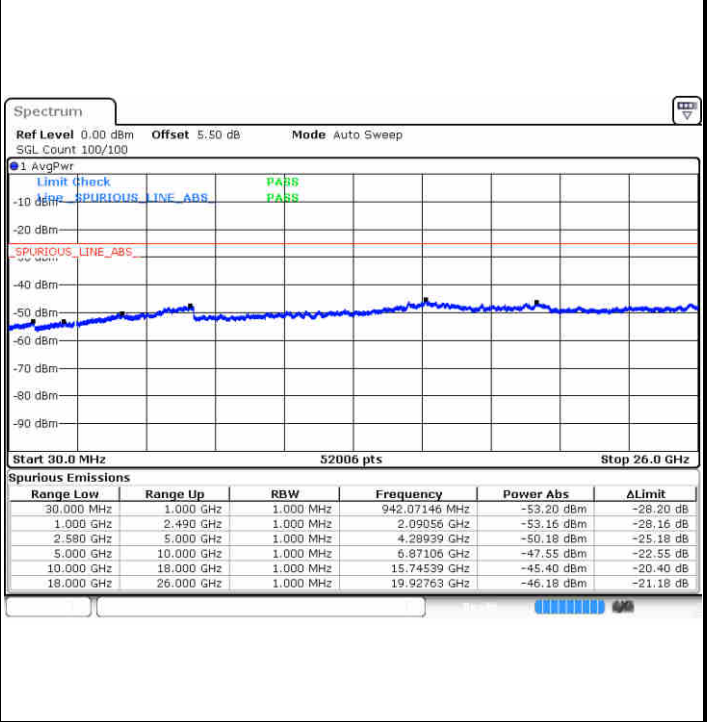
Middle Channel / 16QAM



Highest Channel / QPSK



Highest Channel / 16QAM

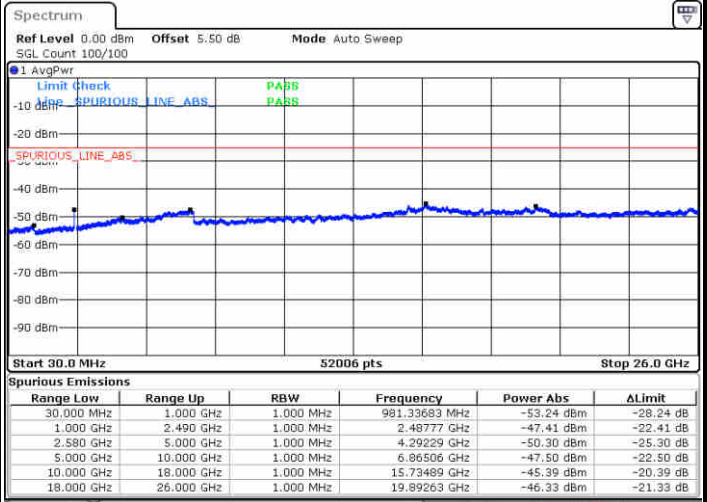
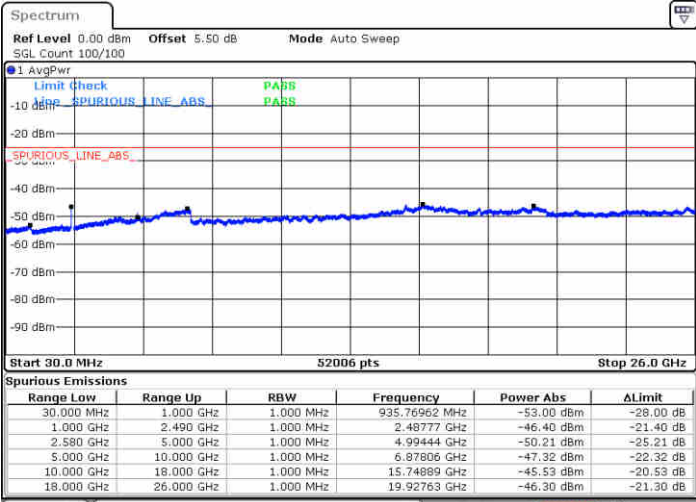




LTE Band 7 / 15MHz

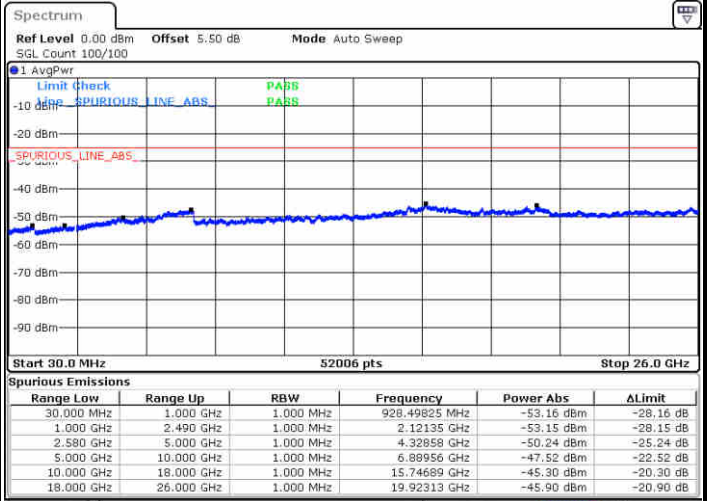
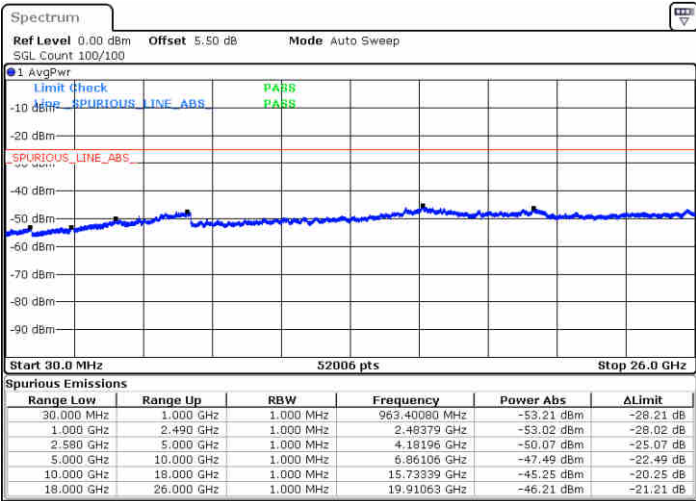
Lowest Channel / QPSK

Lowest Channel / 16QAM



Middle Channel / QPSK

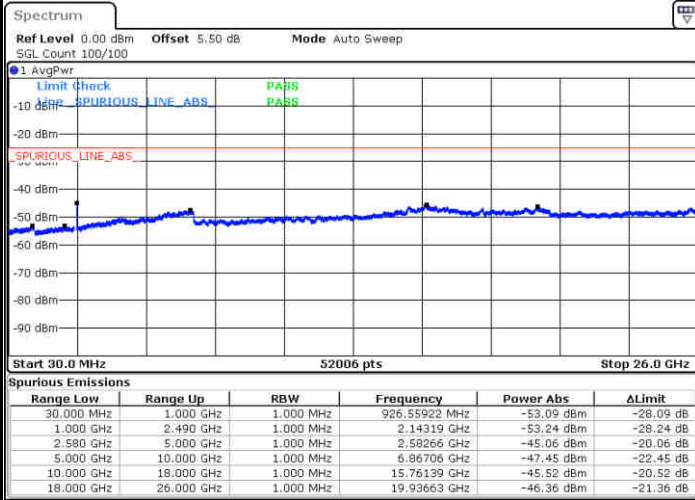
Middle Channel / 16QAM



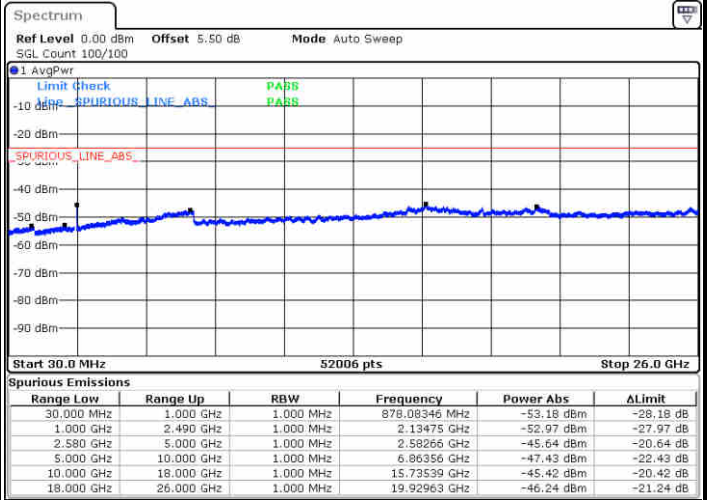


LTE Band7 / 15MHz

Highest Channel / QPSK

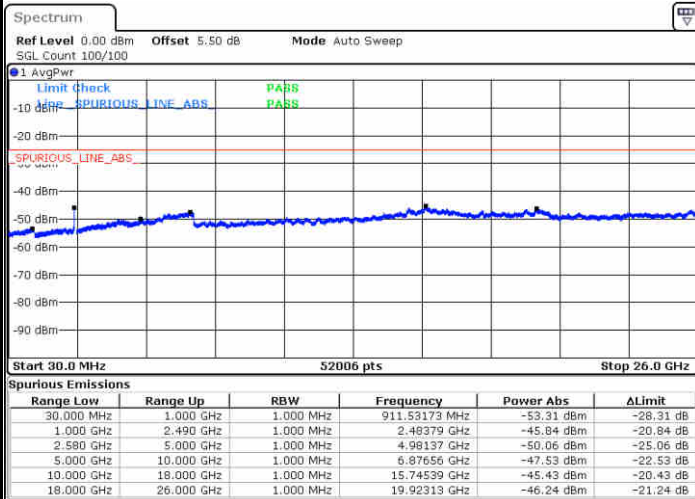


Highest Channel / 16QAM

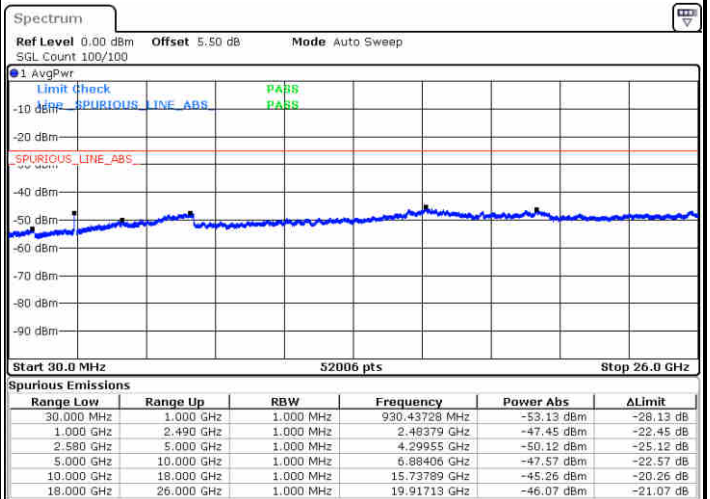


LTE Band 7 / 20MHz

Lowest Channel / QPSK



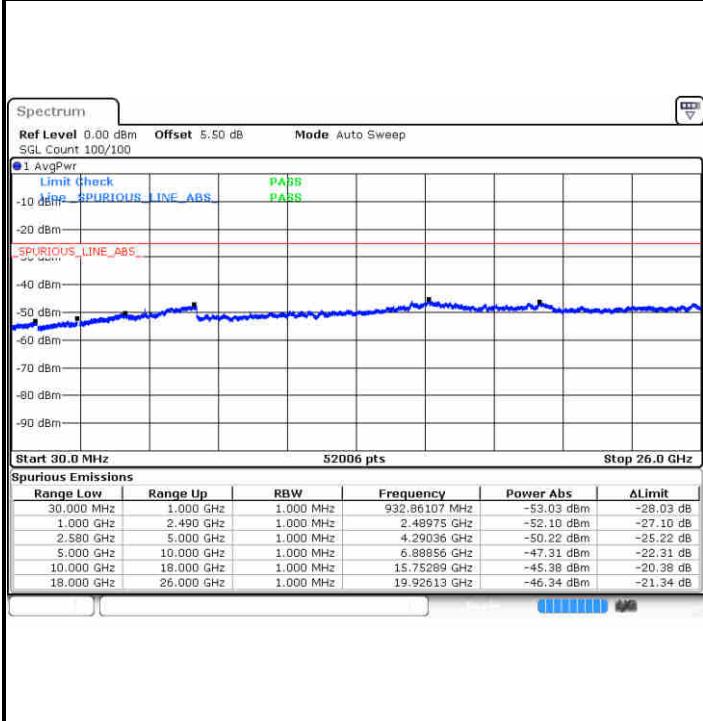
Lowest Channel / 16QAM



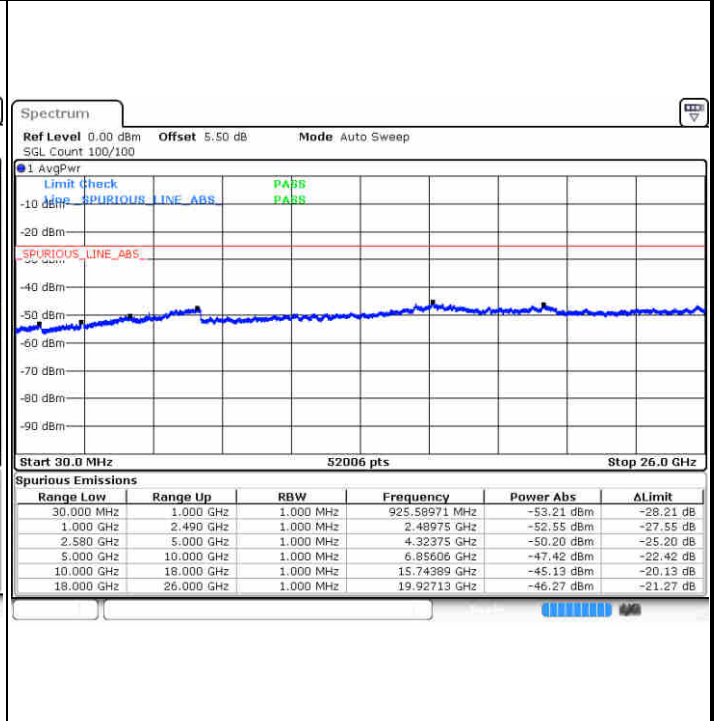


LTE Band 7 / 20MHz

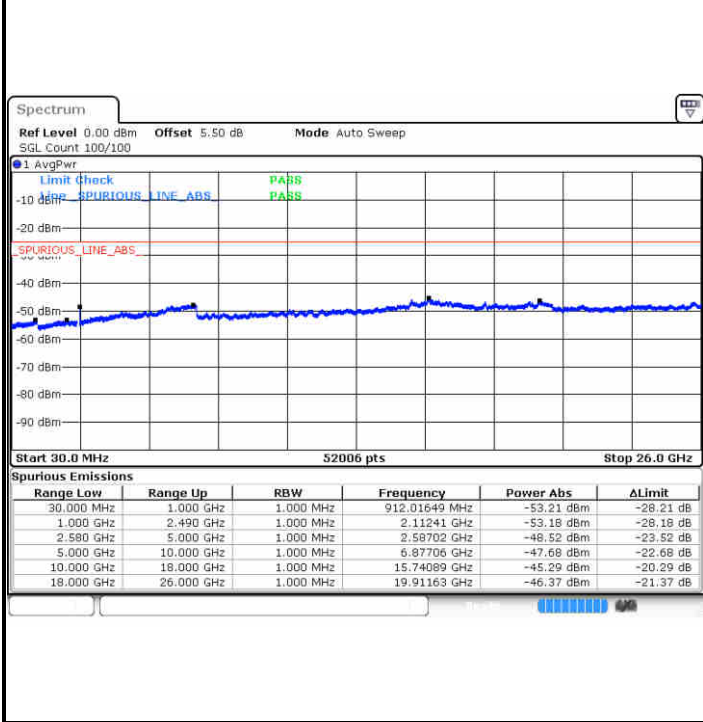
Middle Channel / QPSK



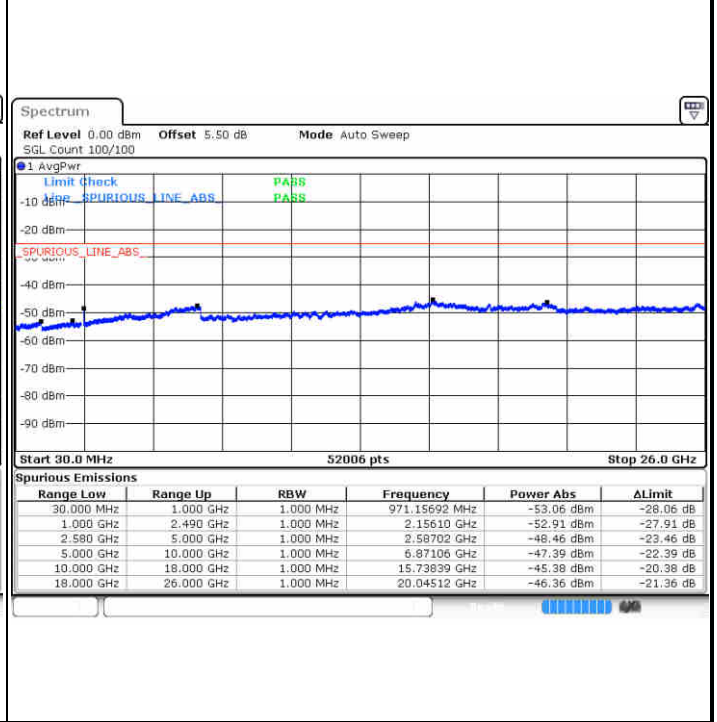
Middle Channel / 16QAM



Highest Channel / QPSK



Highest Channel / 16QAM

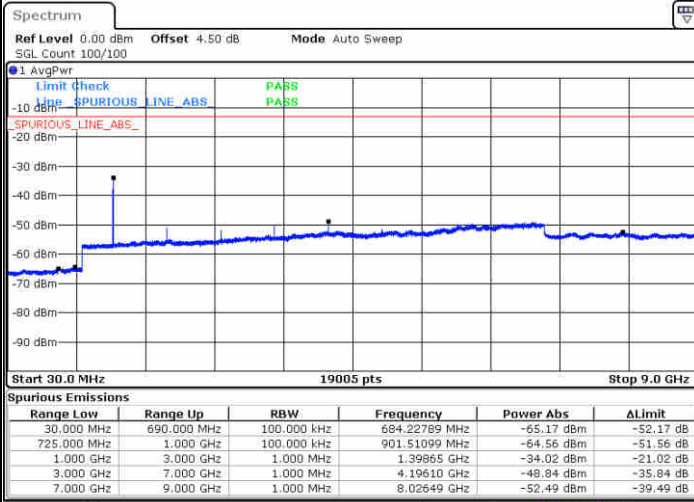




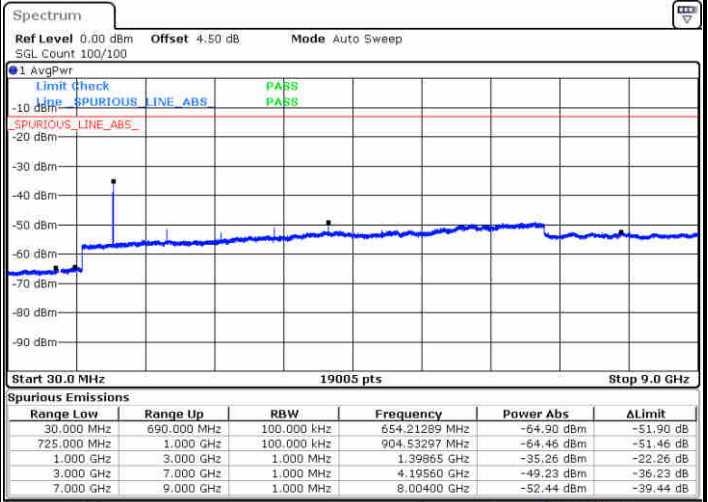
LTE Band 12 / 1.4MHz

Lowest Channel / QPSK

Lowest Channel / 16QAM



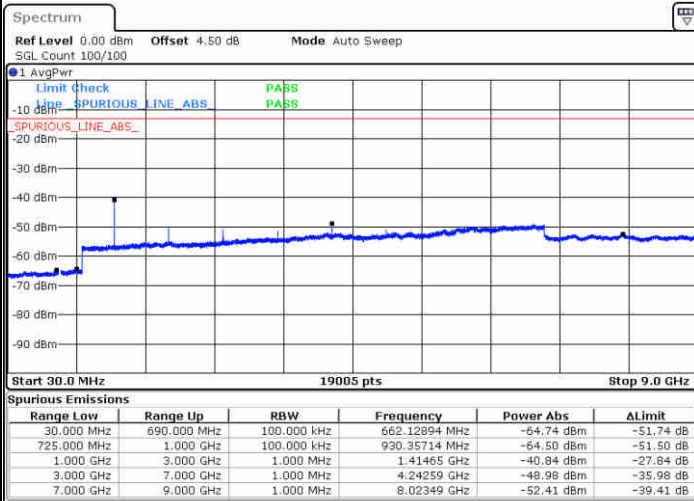
Date: 1 JUN 2017 09:09:58



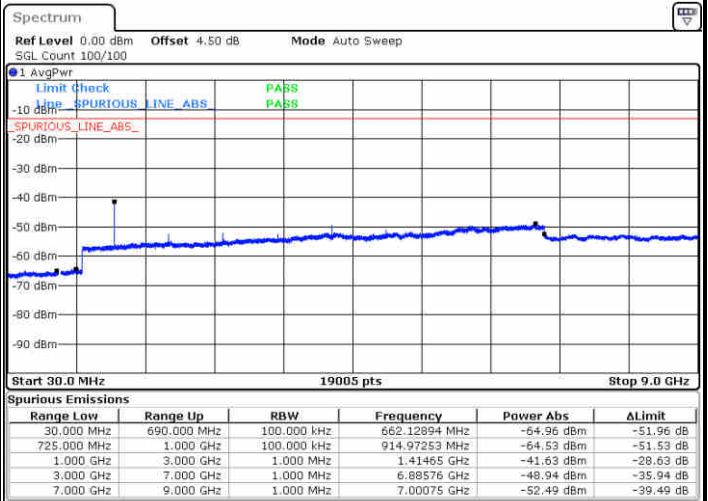
Date: 1 JUN 2017 09:10:54

Middle Channel / QPSK

Middle Channel / 16QAM



Date: 1 JUN 2017 09:12:44

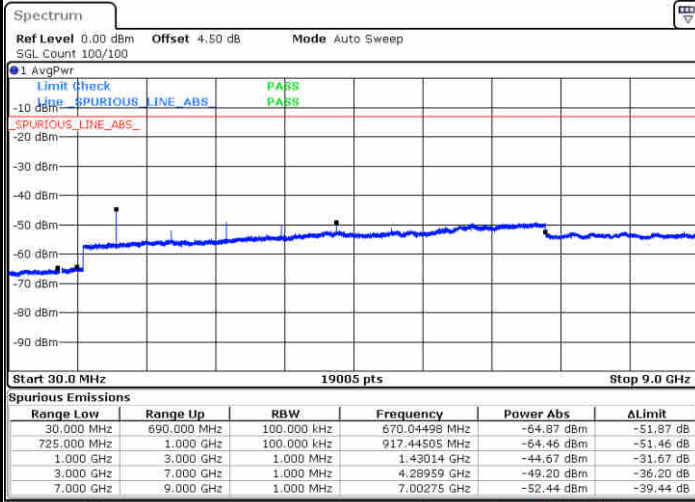


Date: 1 JUN 2017 09:11:49



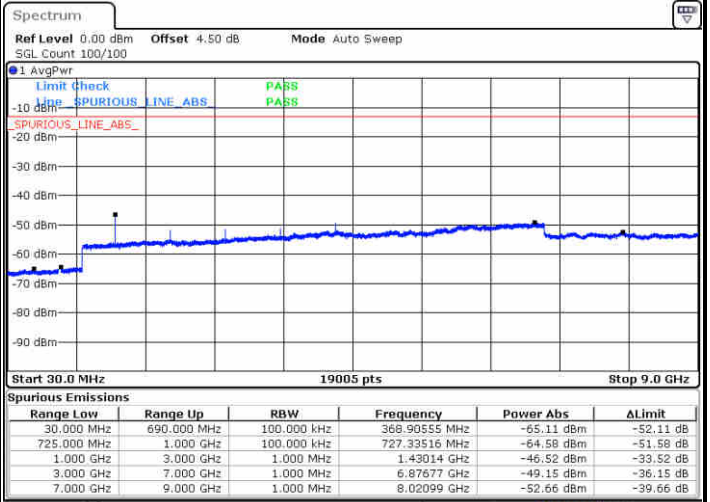
LTE Band 12 / 1.4MHz

Highest Channel / QPSK



Date: 1 JUN 2017 09:13:39

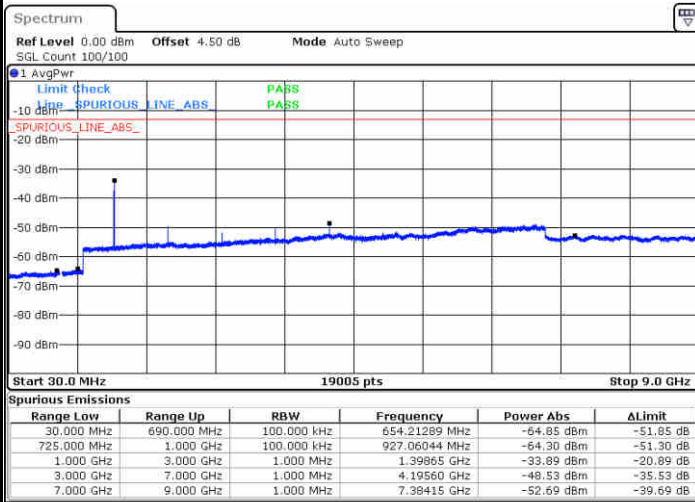
Highest Channel / 16QAM



Date: 1 JUN 2017 09:14:34

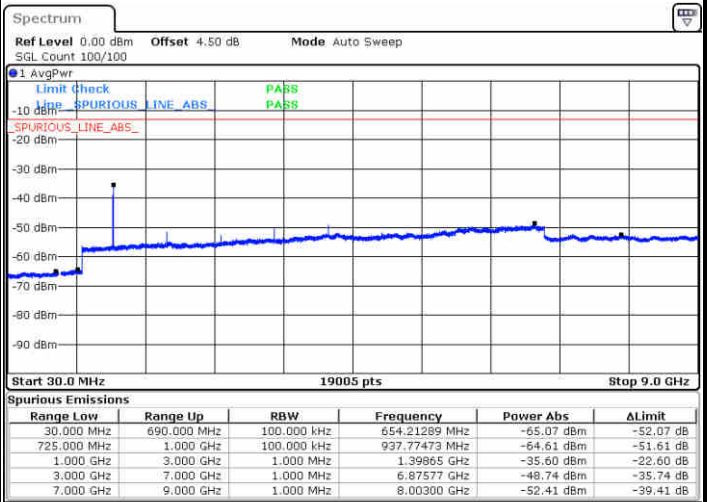
LTE Band 12 / 3MHz

Lowest Channel / QPSK



Date: 1 JUN 2017 09:26:39

Lowest Channel / 16QAM



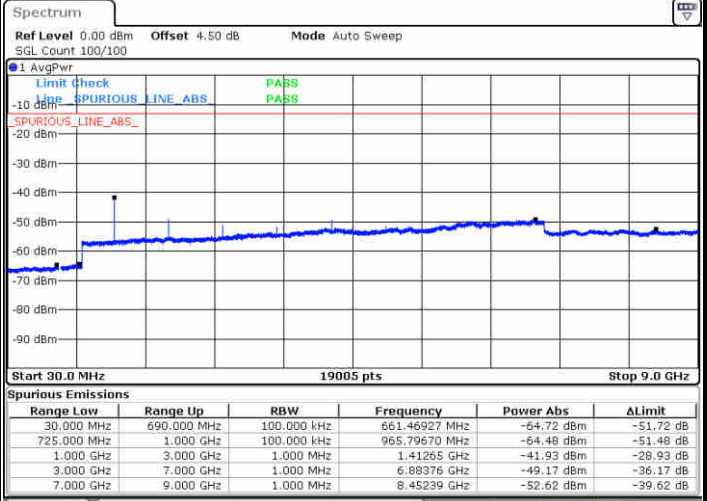
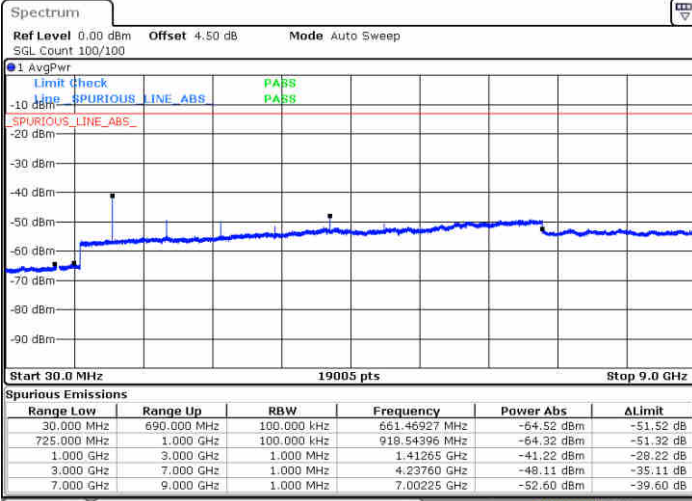
Date: 1 JUN 2017 09:27:35



LTE Band 12 / 3MHz

Middle Channel / QPSK

Middle Channel / 16QAM

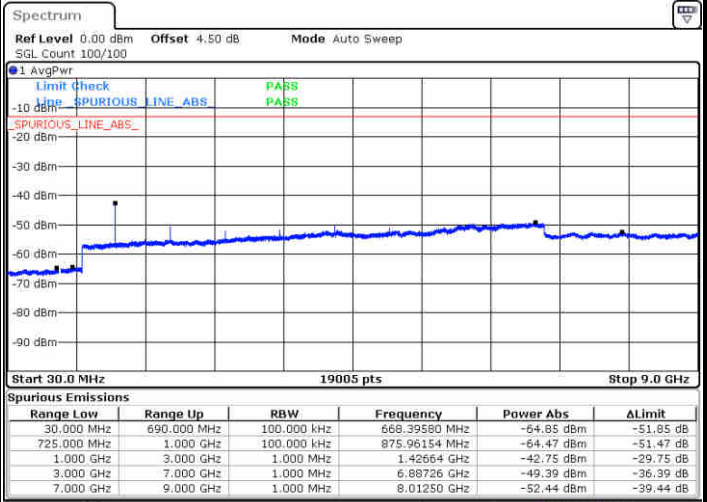
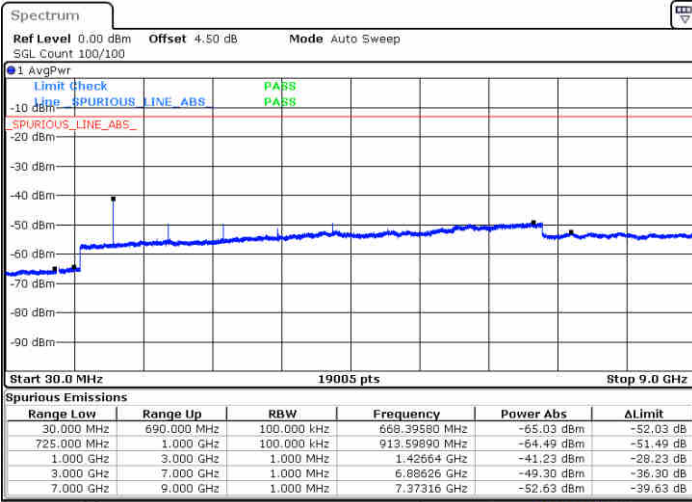


Date: 1 JUN 2017 09:29:25

Date: 1 JUN 2017 09:28:30

Highest Channel / QPSK

Highest Channel / 16QAM



Date: 1 JUN 2017 09:30:20

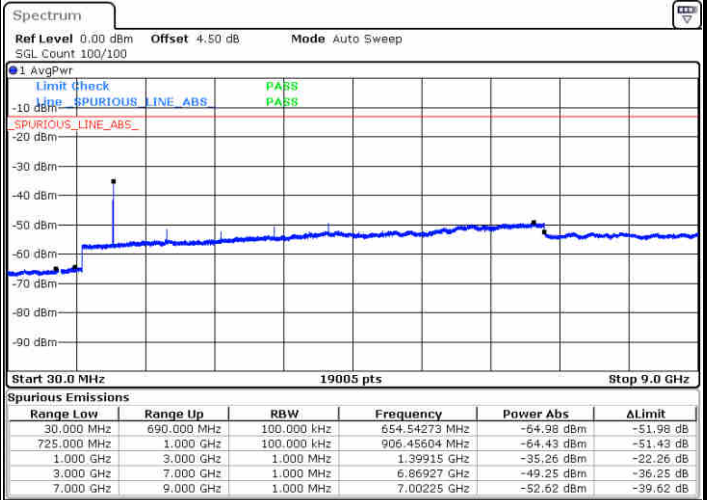
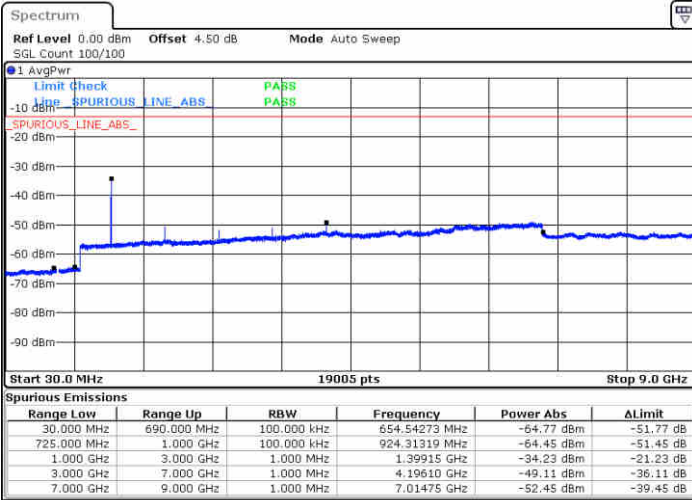
Date: 1 JUN 2017 09:31:15



LTE Band 12 / 5MHz

Lowest Channel / QPSK

Lowest Channel / 16QAM

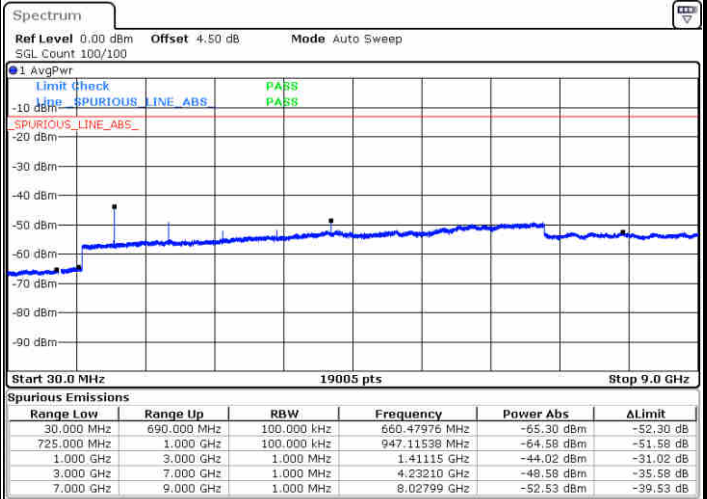
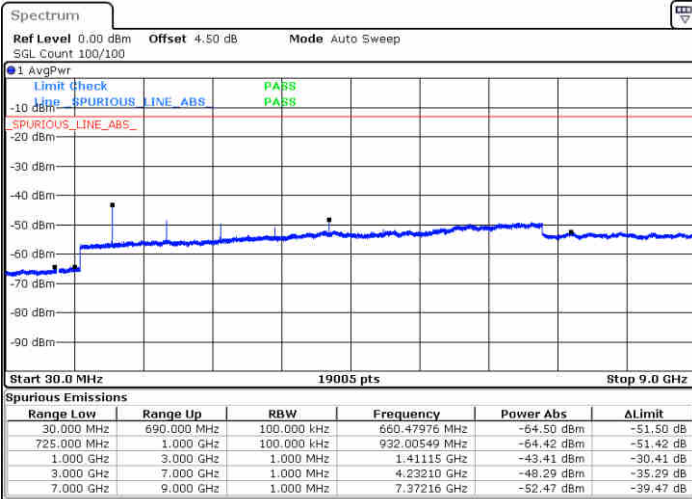


Date: 1 JUN 2017 09:43:20

Date: 1 JUN 2017 09:44:15

Middle Channel / QPSK

Middle Channel / 16QAM



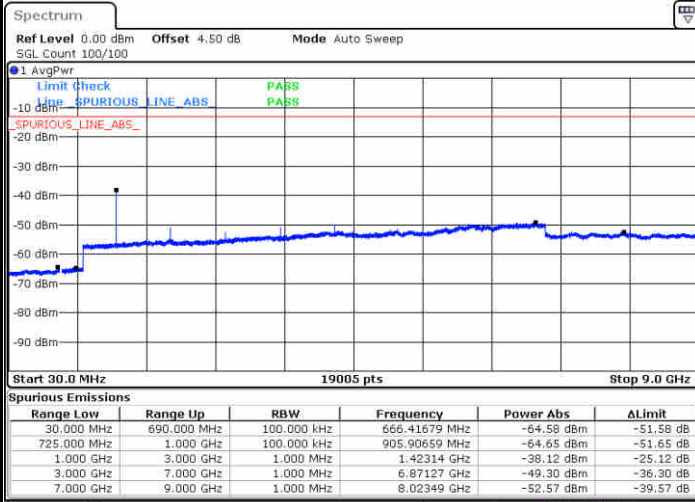
Date: 1 JUN 2017 09:46:05

Date: 1 JUN 2017 09:45:10



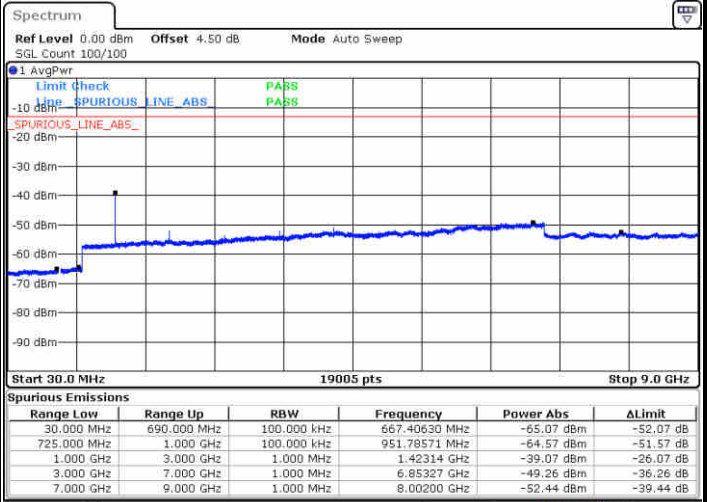
LTE Band 12 / 5MHz

Highest Channel / QPSK



Date: 1 JUN 2017 09:47:00

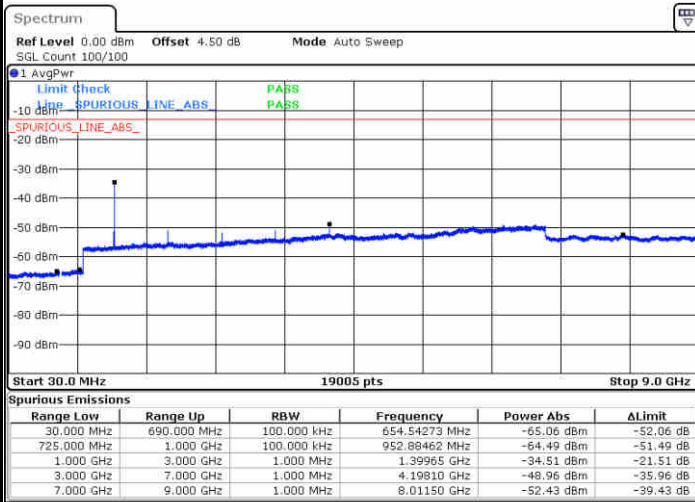
Highest Channel / 16QAM



Date: 1 JUN 2017 09:47:55

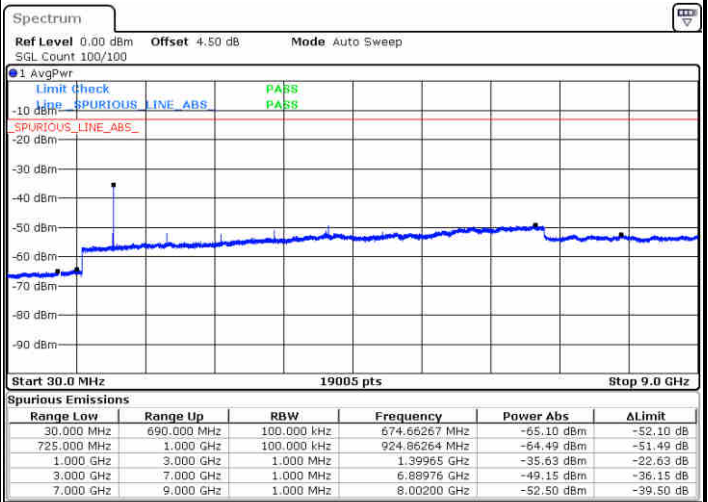
LTE Band 12 / 10MHz

Lowest Channel / QPSK



Date: 1 JUN 2017 10:00:01

Lowest Channel / 16QAM



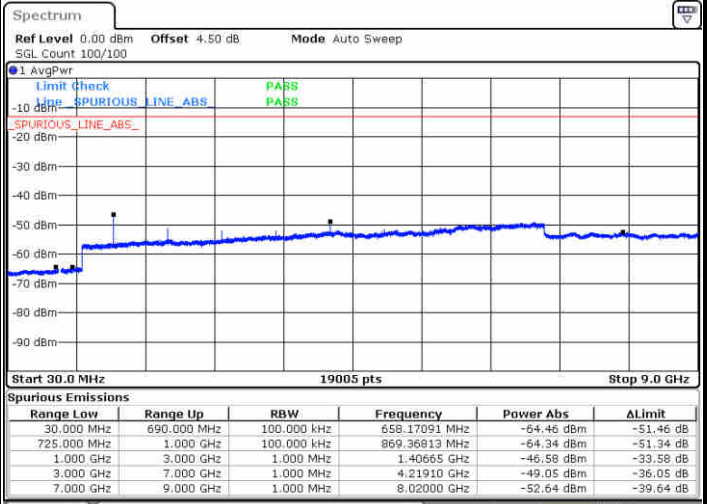
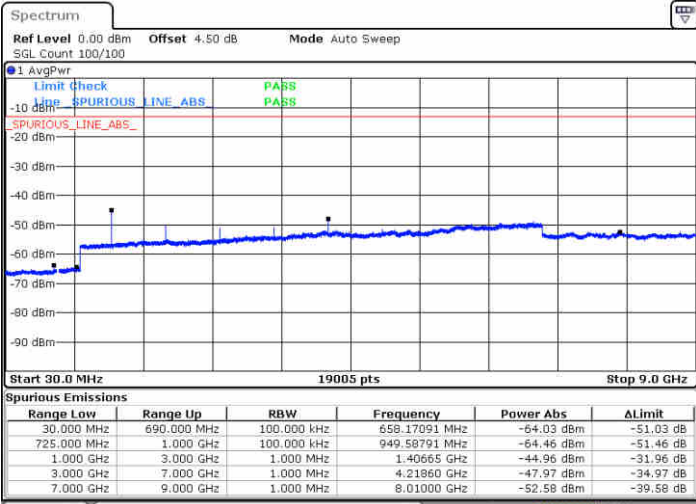
Date: 1 JUN 2017 10:00:56



LTE Band 12 / 10MHz

Middle Channel / QPSK

Middle Channel / 16QAM

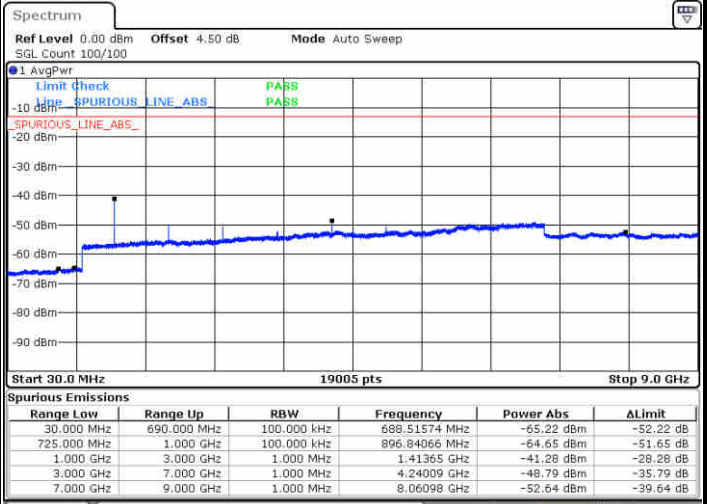
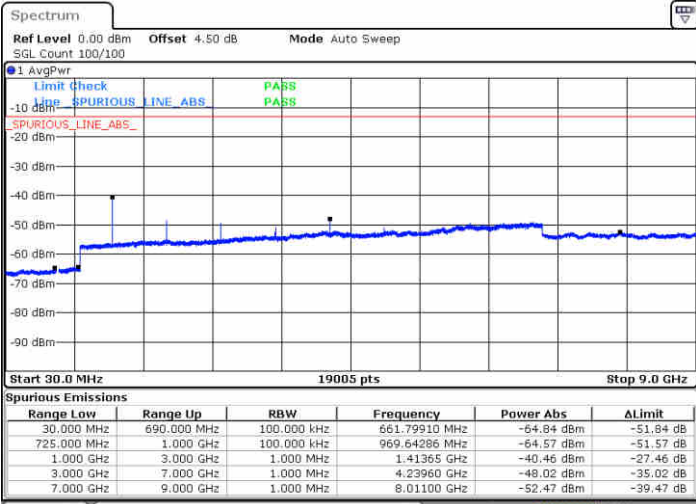


Date: 1.JUN 2017 10:02:46

Date: 1.JUN 2017 10:01:51

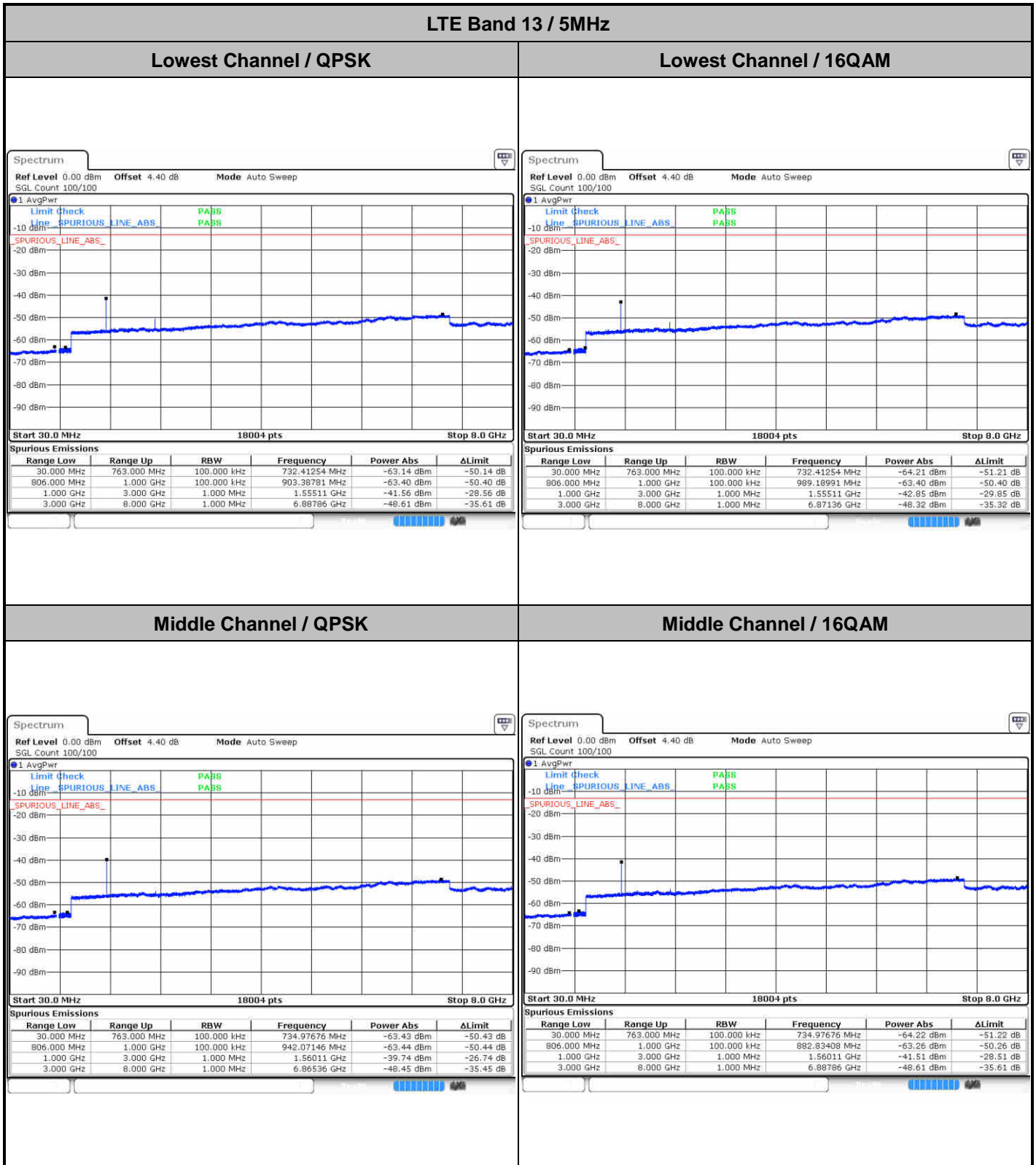
Highest Channel / QPSK

Highest Channel / 16QAM



Date: 1.JUN 2017 10:03:41

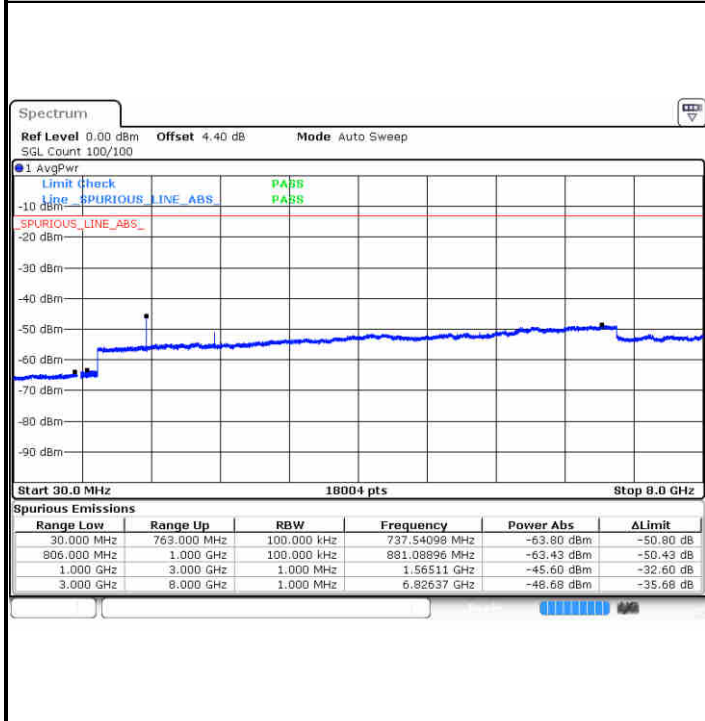
Date: 1.JUN 2017 10:04:37



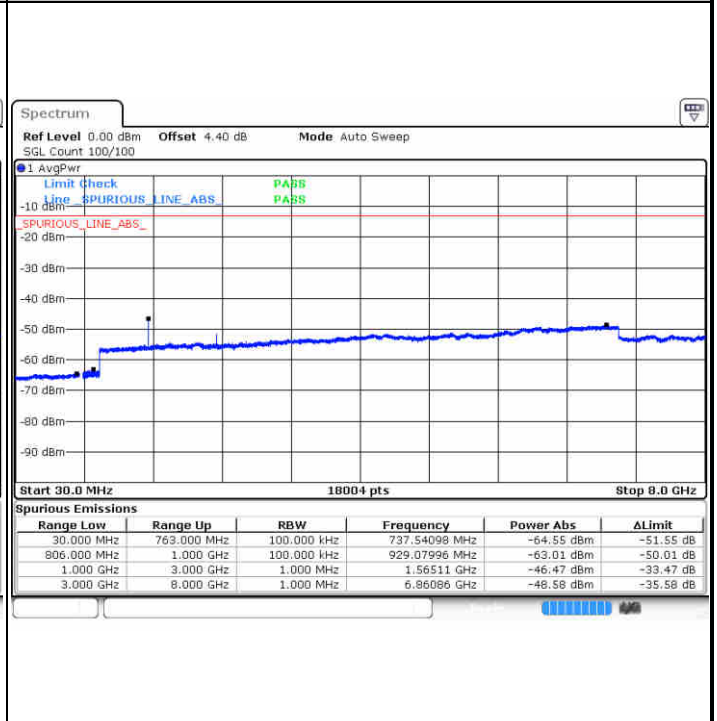


LTE Band 13 / 5MHz

Highest Channel / QPSK

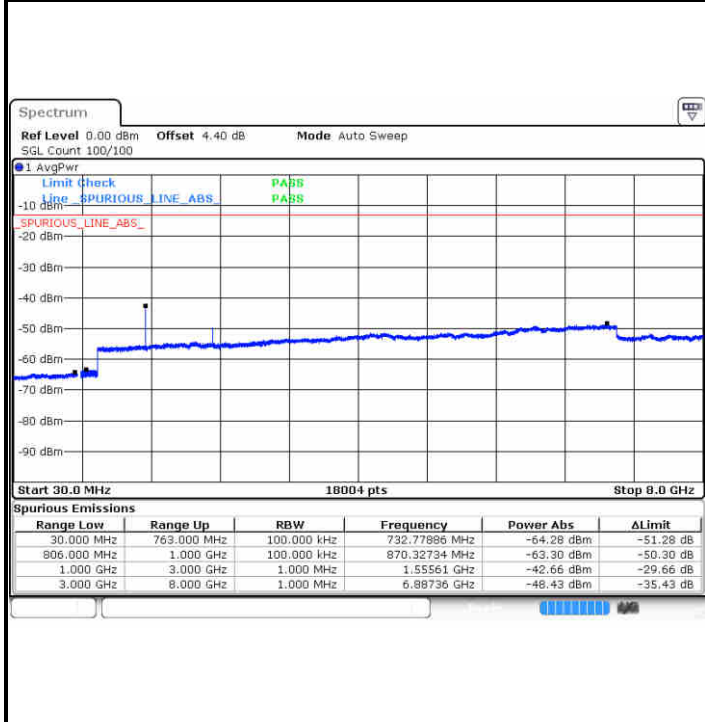


Highest Channel / 16QAM

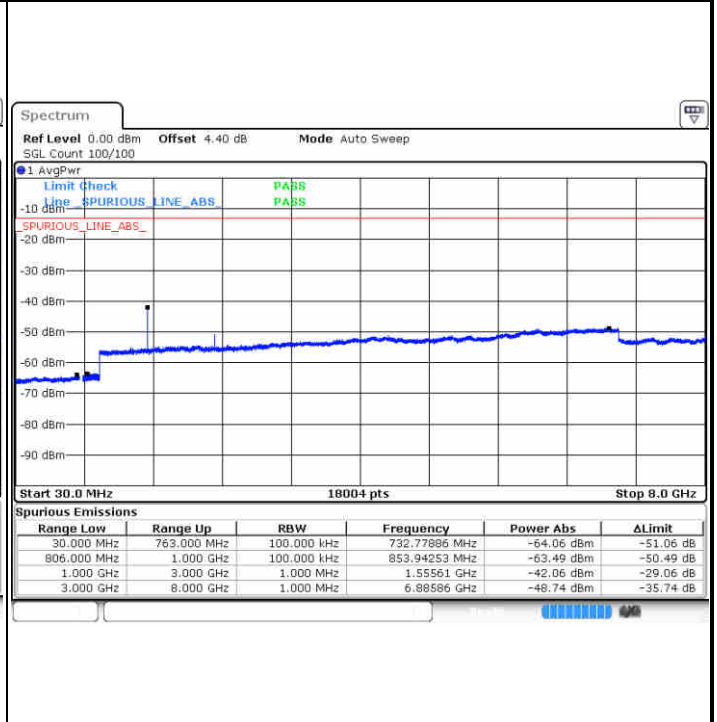


LTE Band 13 / 10MHz

Middle Channel / QPSK



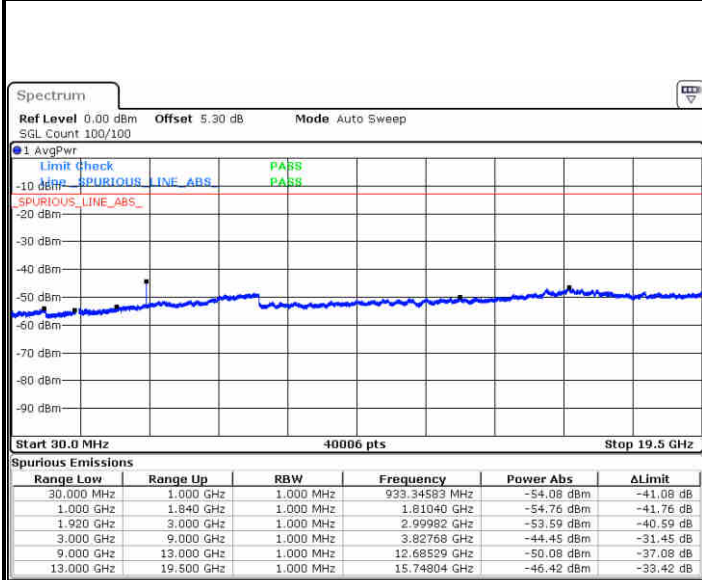
Middle Channel / 16QAM





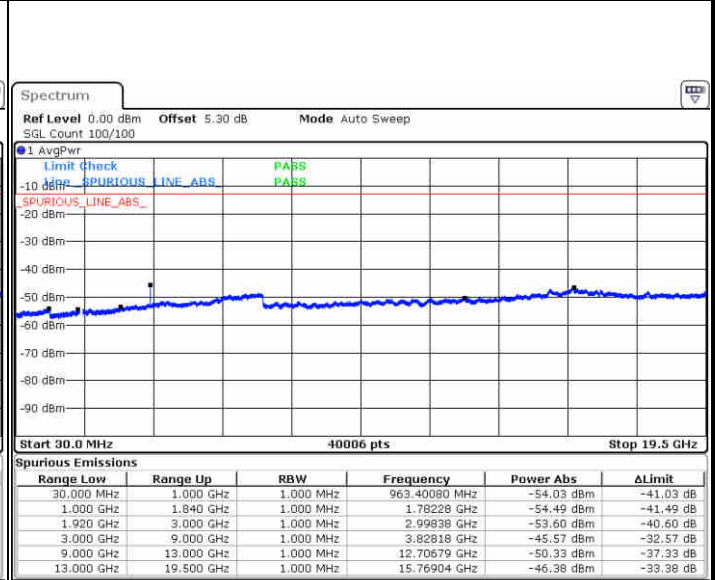
LTE Band 25 / 1.4MHz

Highest Channel / QPSK



Date: 1 JUN 2017 11:54:14

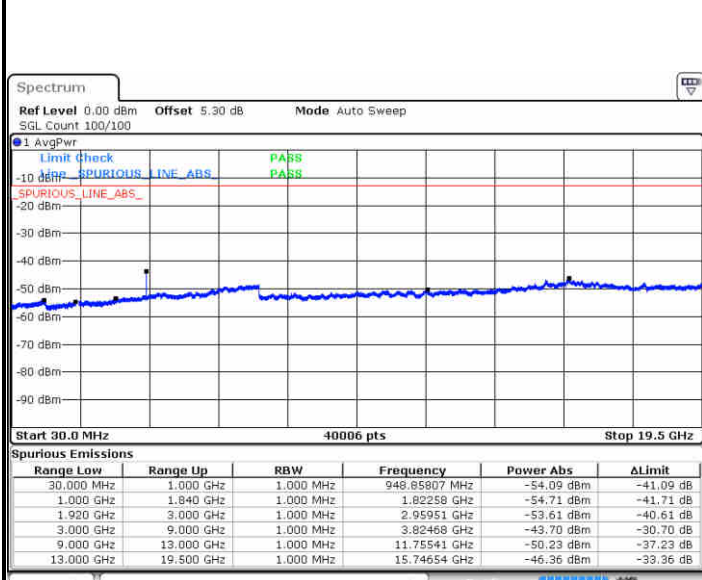
Highest Channel / 16QAM



Date: 1 JUN 2017 11:55:09

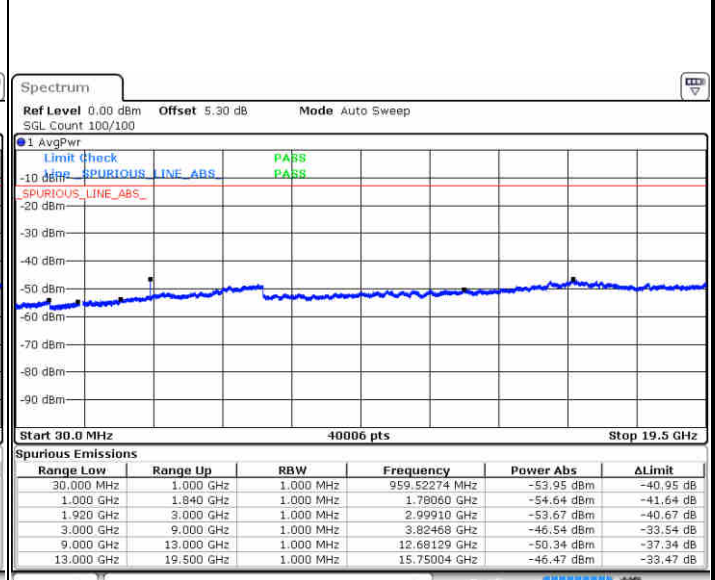
LTE Band 25 / 3MHz

Highest Channel / QPSK



Date: 1 JUN 2017 11:18:46

Highest Channel / 16QAM

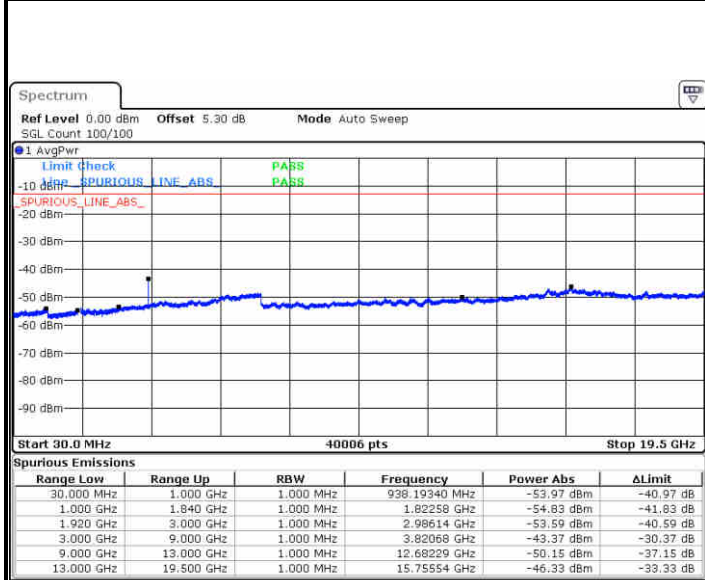


Date: 1 JUN 2017 11:19:41



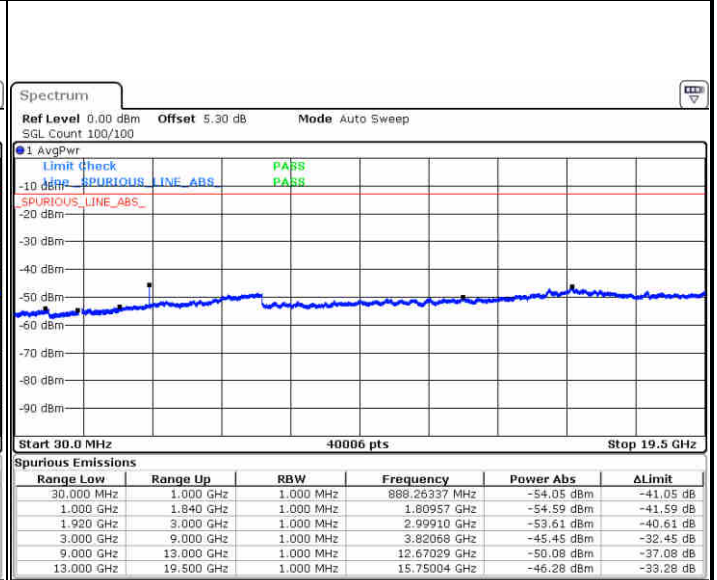
LTE Band 25 / 5MHz

Highest Channel / QPSK



Date: 1 JUN 2017 11:25:52

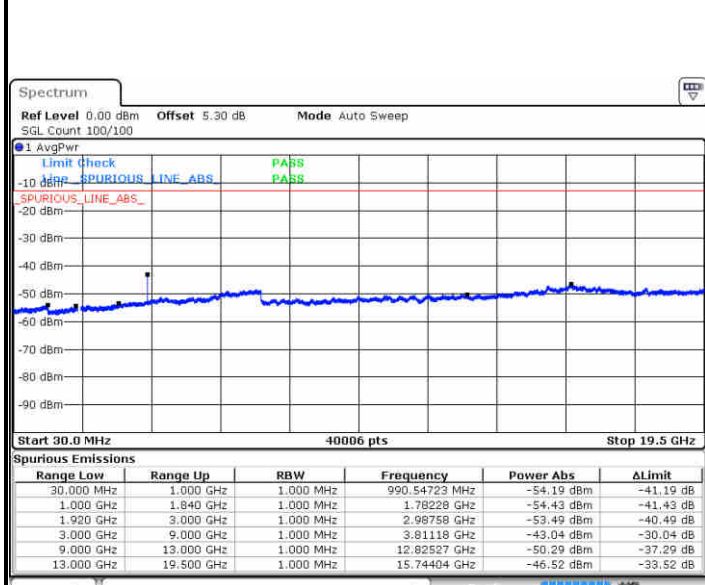
Highest Channel / 16QAM



Date: 1 JUN 2017 11:26:47

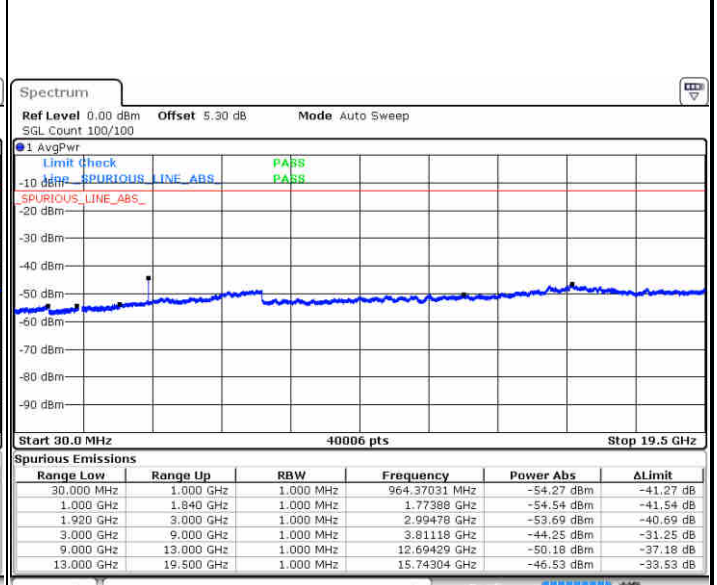
LTE Band 25 / 10MHz

Highest Channel / QPSK



Date: 1 JUN 2017 11:32:57

Highest Channel / 16QAM

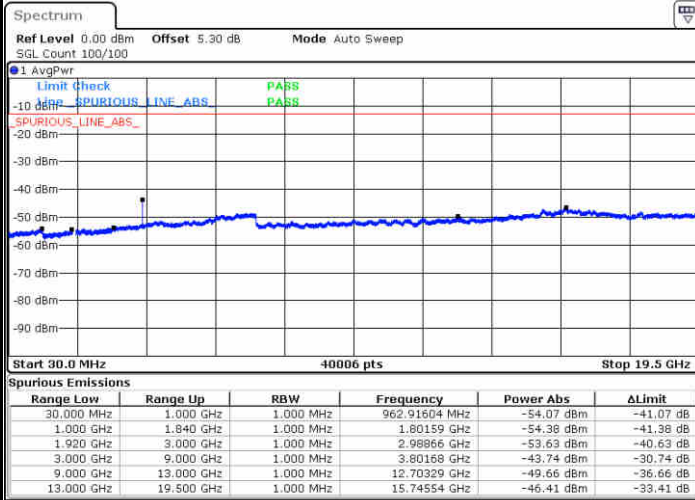


Date: 1 JUN 2017 11:33:53



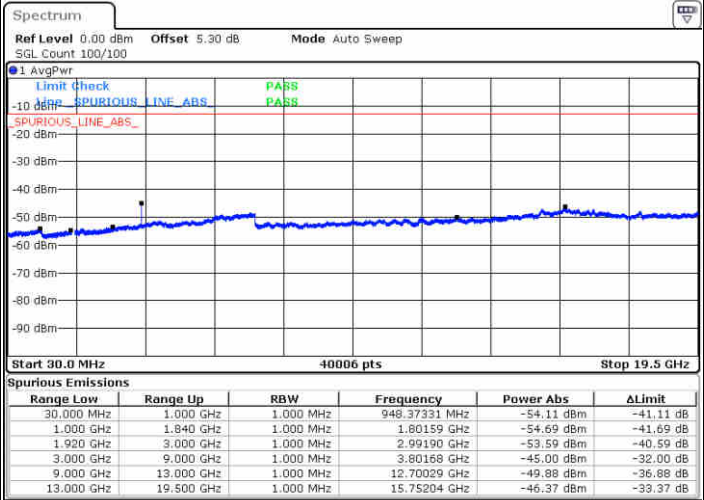
LTE Band 25 / 15MHz

Highest Channel / QPSK



Date: 1 JUN 2017 11:40:02

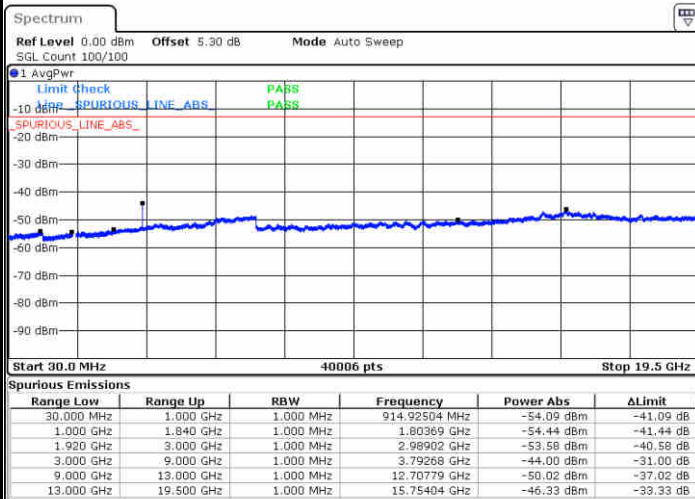
Highest Channel / 16QAM



Date: 1 JUN 2017 11:40:58

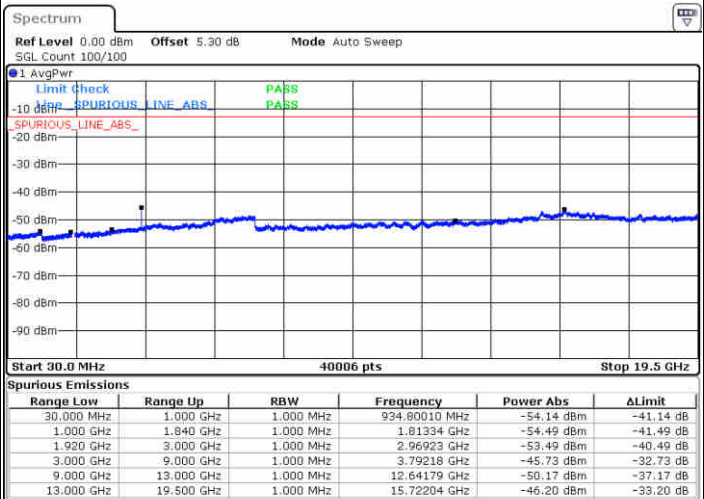
LTE Band 25 / 20MHz

Highest Channel / QPSK



Date: 1 JUN 2017 11:47:08

Highest Channel / 16QAM



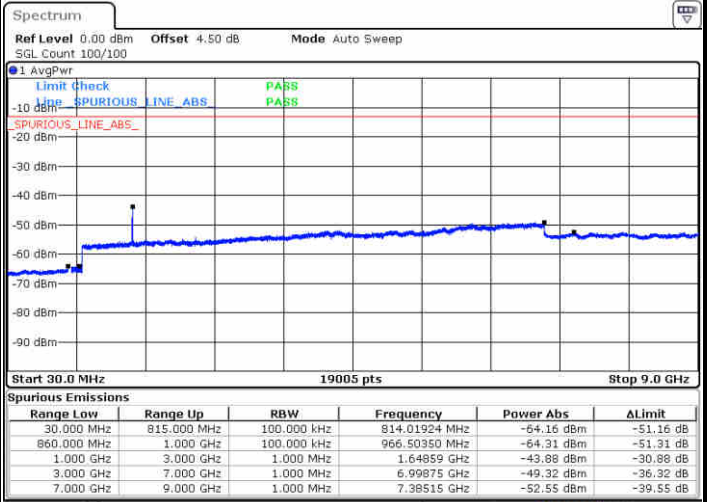
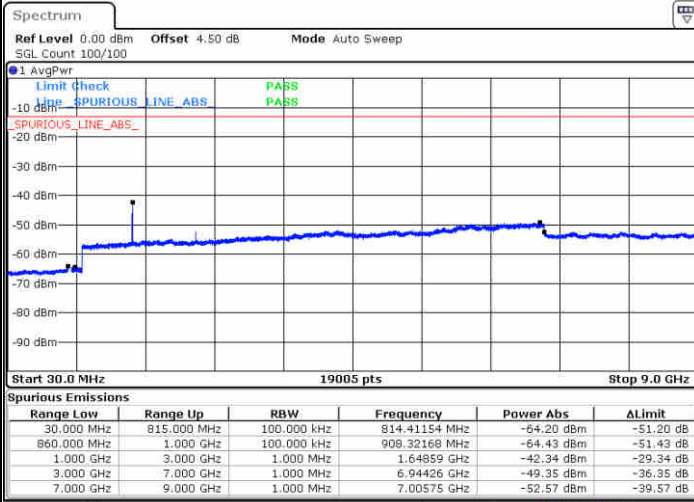
Date: 1 JUN 2017 11:48:03



LTE Band 26 / 1.4MHz

Lowest Channel / QPSK

Lowest Channel / 16QAM

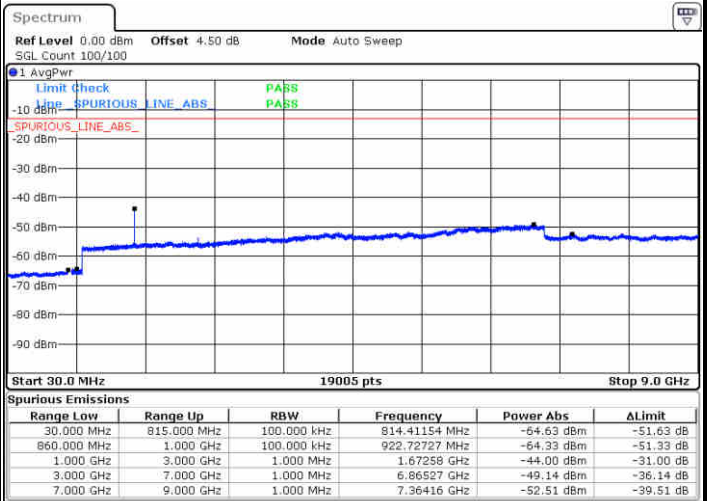
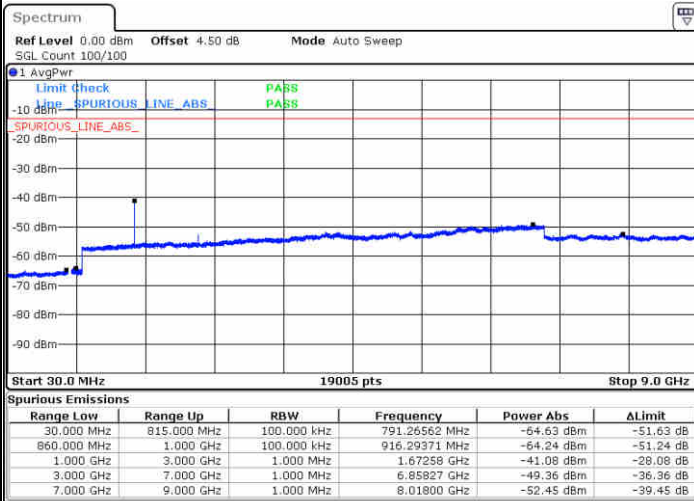


Date: 1 JUN 2017 15:53:17

Date: 1 JUN 2017 15:50:33

Middle Channel / QPSK

Middle Channel / 16QAM



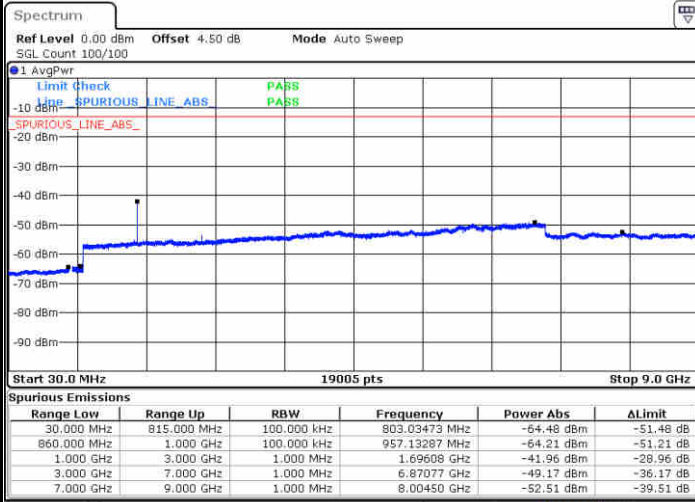
Date: 1 JUN 2017 15:53:52

Date: 1 JUN 2017 15:54:24



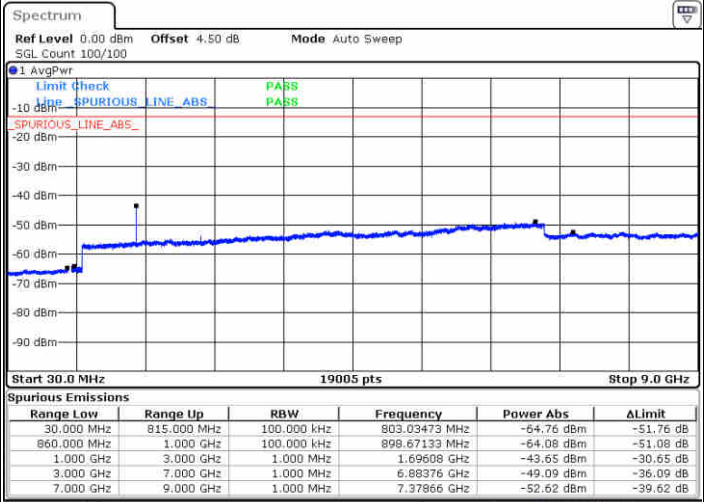
LTE Band 26 / 1.4MHz

Highest Channel / QPSK



Date: 1 JUN 2017 15:55:26

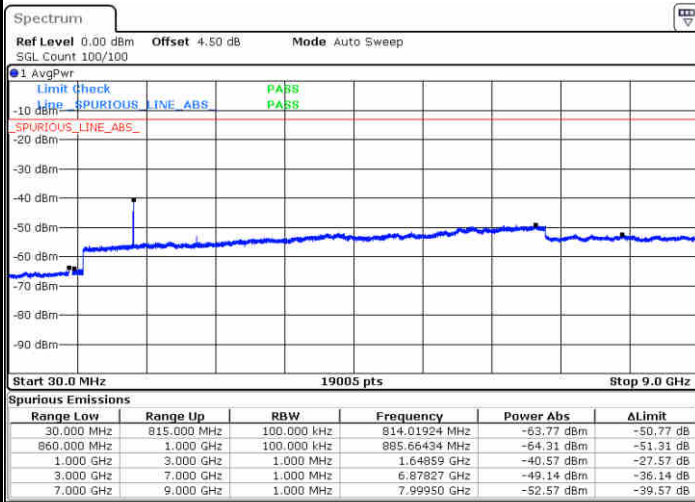
Highest Channel / 16QAM



Date: 1 JUN 2017 15:54:53

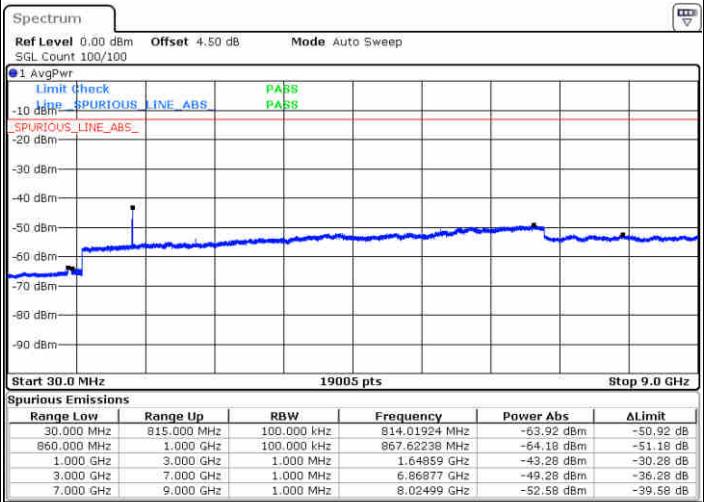
LTE Band 26 / 3MHz

Lowest Channel / QPSK



Date: 1 JUN 2017 16:19:02

Lowest Channel / 16QAM



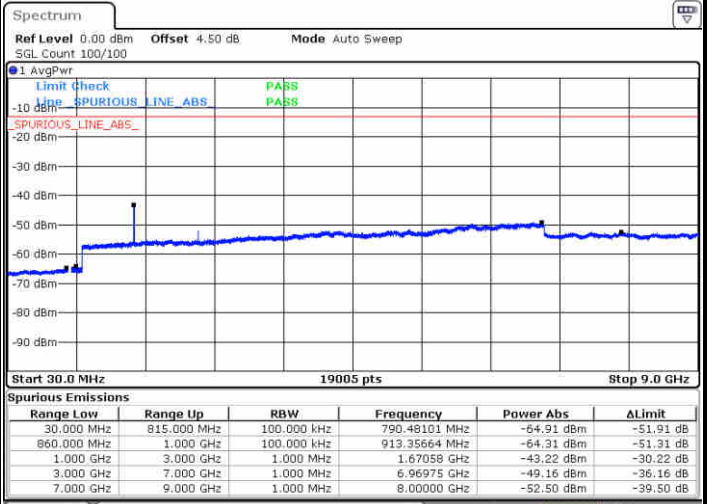
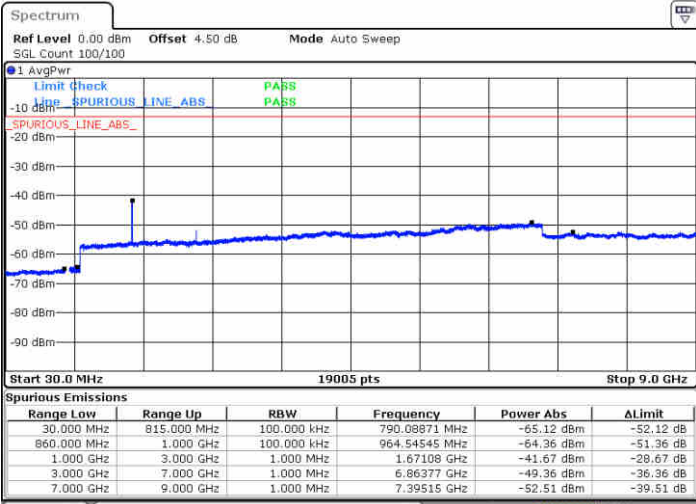
Date: 1 JUN 2017 16:19:34



LTE Band 26 / 3MHz

Middle Channel / QPSK

Middle Channel / 16QAM

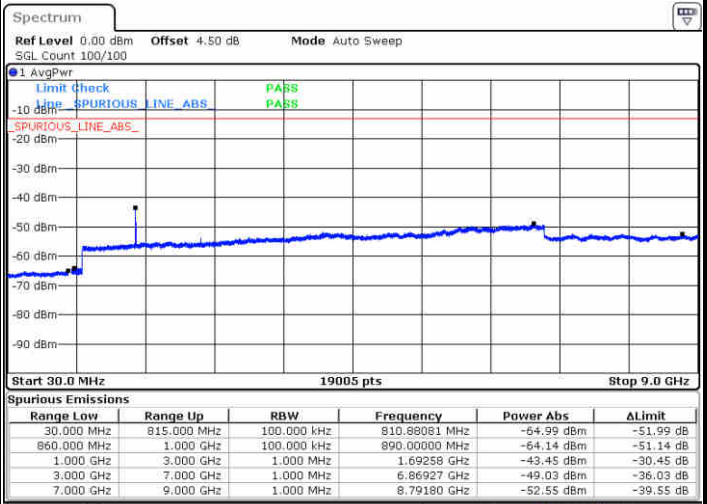
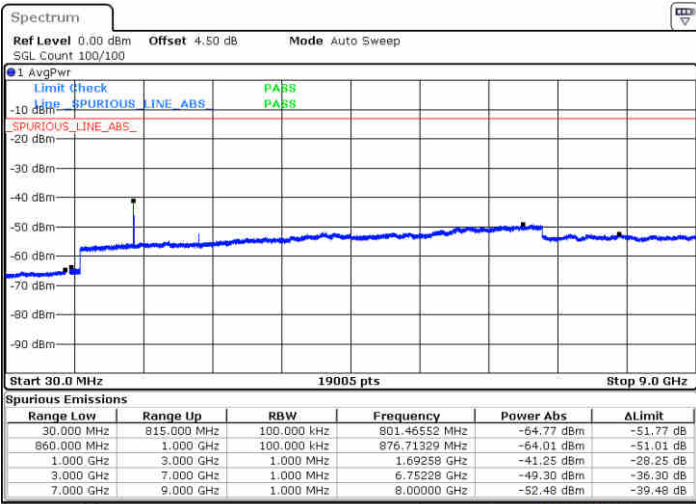


Date: 1.JUN 2017 16:18:26

Date: 1.JUN 2017 16:17:56

Highest Channel / QPSK

Highest Channel / 16QAM



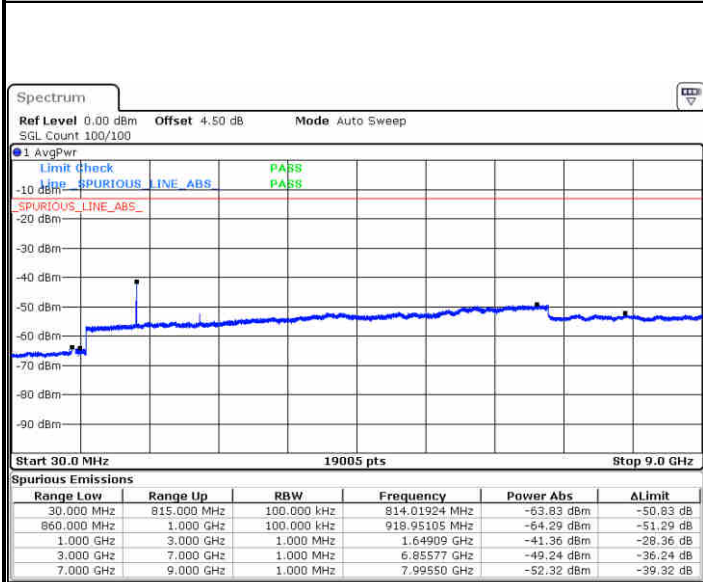
Date: 1.JUN 2017 16:16:05

Date: 1.JUN 2017 16:17:04



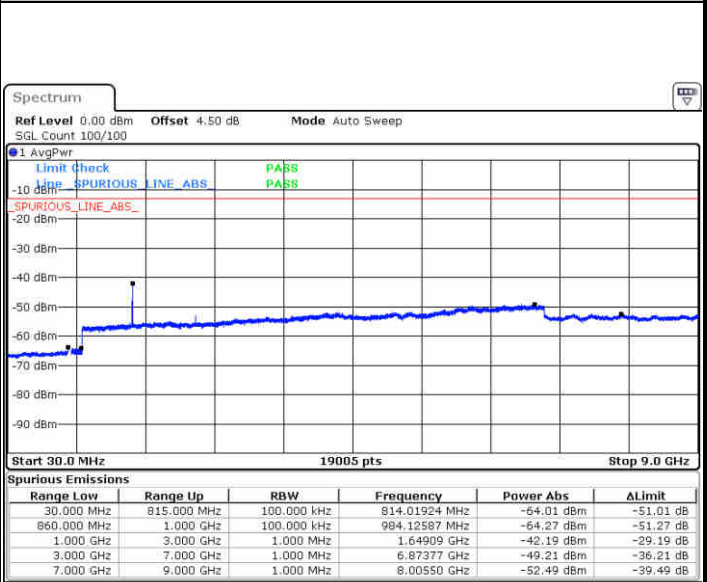
LTE Band 26 / 5MHz

Lowest Channel / QPSK



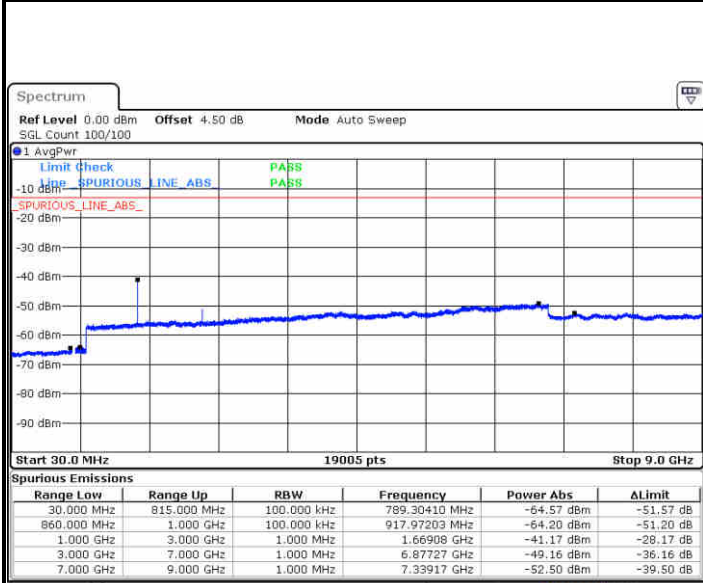
Date: 1 JUN 2017 16:37:53

Lowest Channel / 16QAM



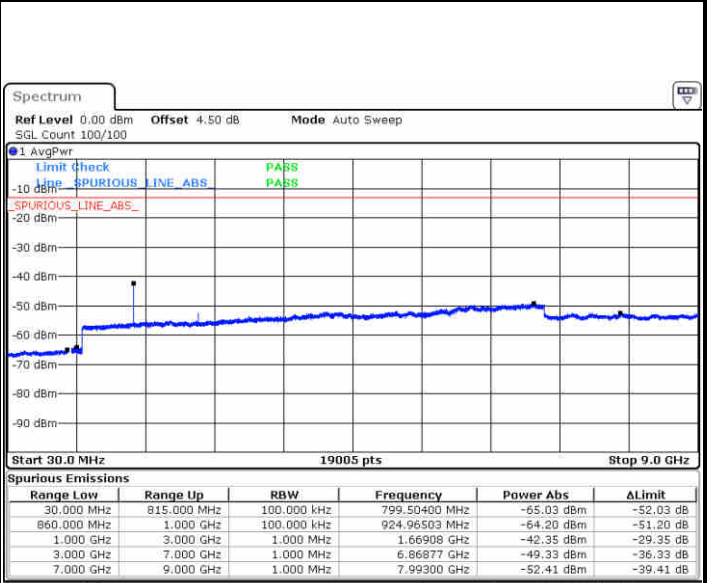
Date: 1 JUN 2017 16:37:21

Middle Channel / QPSK



Date: 1 JUN 2017 16:38:25

Middle Channel / 16QAM

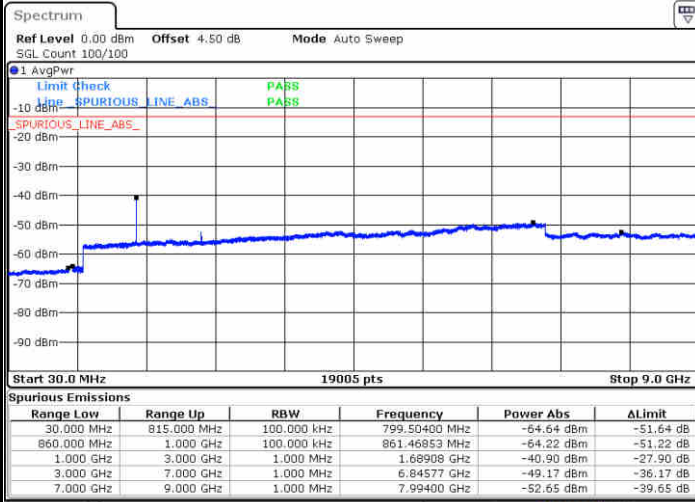


Date: 1 JUN 2017 16:38:53



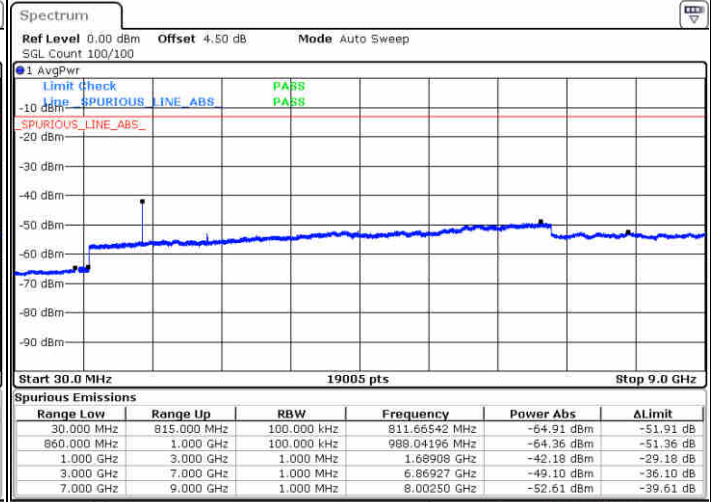
LTE Band 26 / 5MHz

Highest Channel / QPSK



Date: 1 JUN 2017 16:40:11

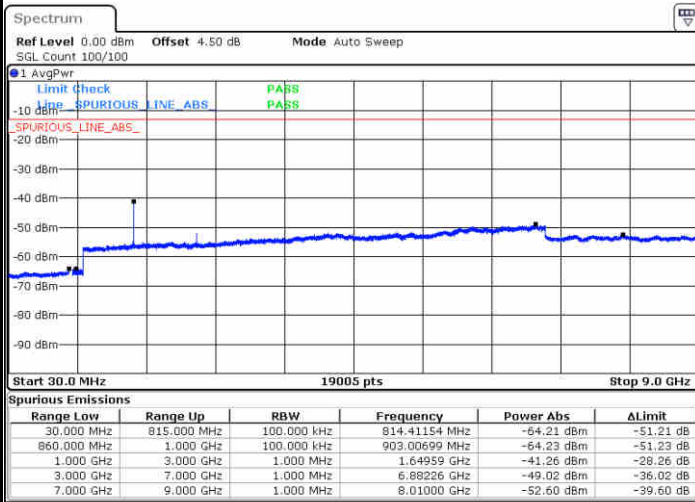
Highest Channel / 16QAM



Date: 1 JUN 2017 16:39:43

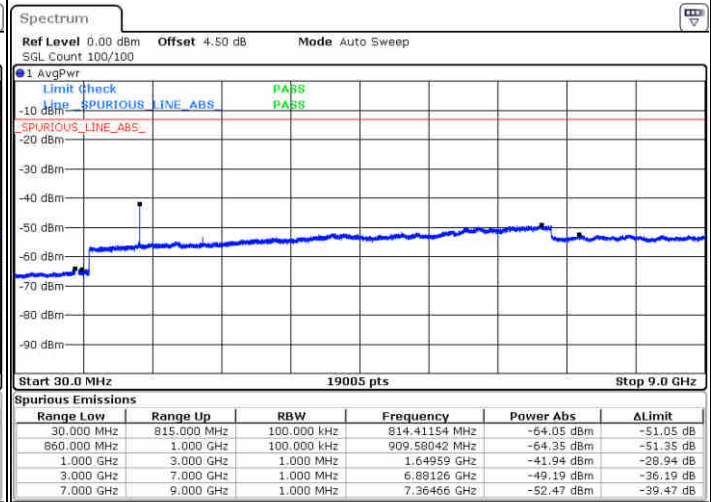
LTE Band 26 / 10MHz

Lowest Channel / QPSK



Date: 1 JUN 2017 17:04:10

Lowest Channel / 16QAM



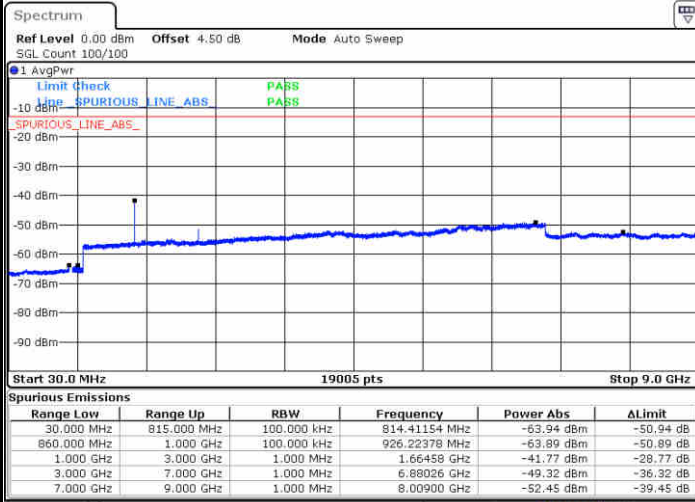
Date: 1 JUN 2017 17:04:41



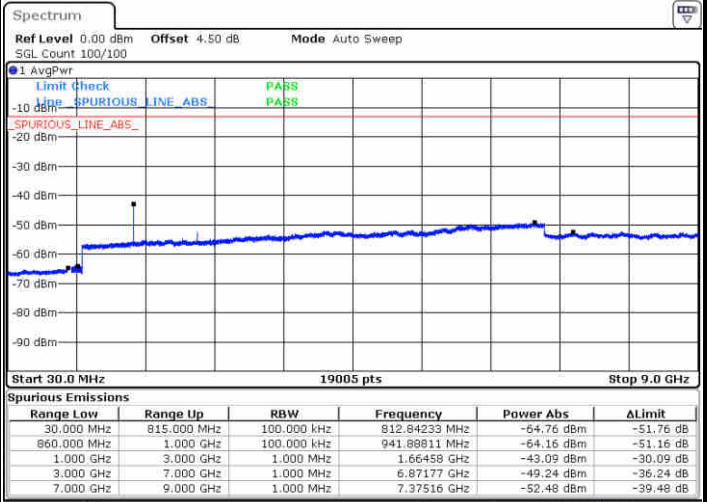
LTE Band 26 / 10MHz

Middle Channel / QPSK

Middle Channel / 16QAM



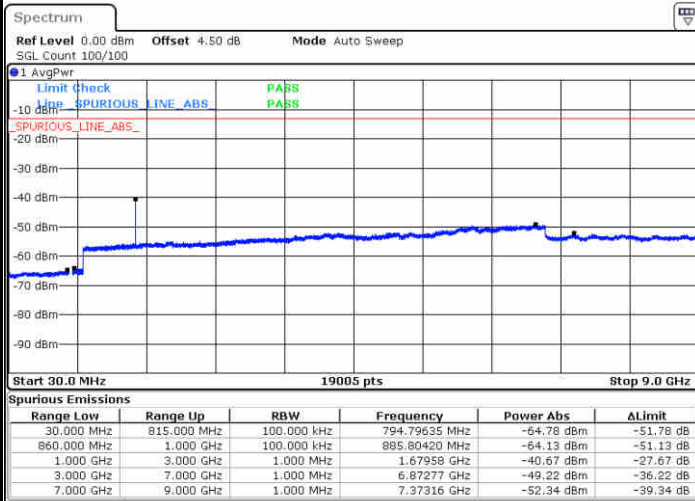
Date: 1 JUN 2017 17:05:47



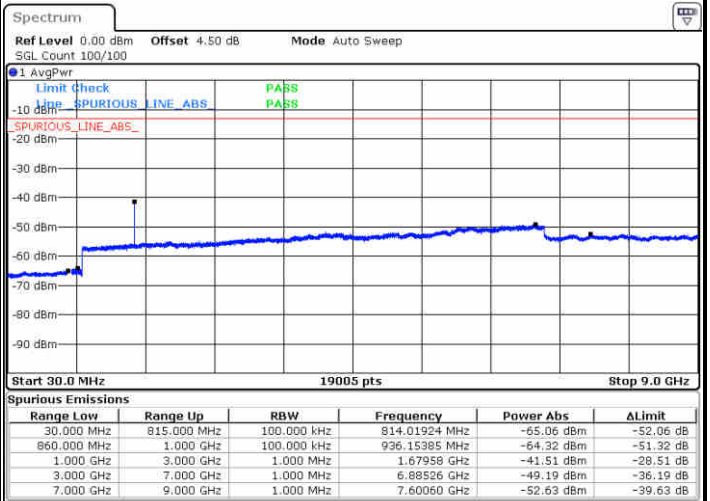
Date: 1 JUN 2017 17:05:12

Highest Channel / QPSK

Highest Channel / 16QAM



Date: 1 JUN 2017 17:06:32



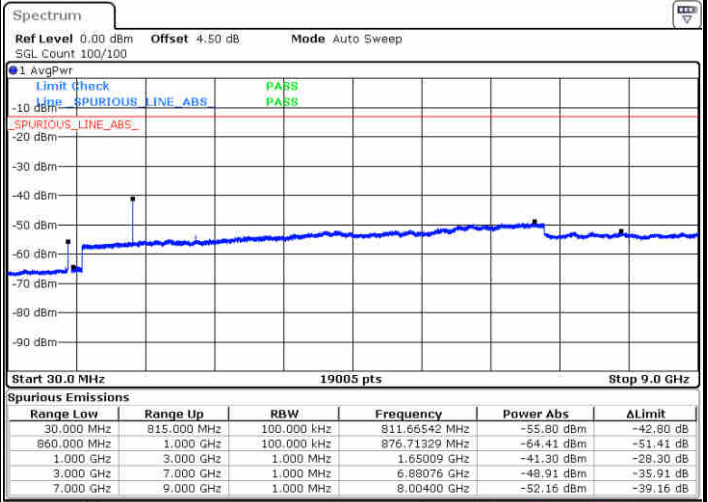
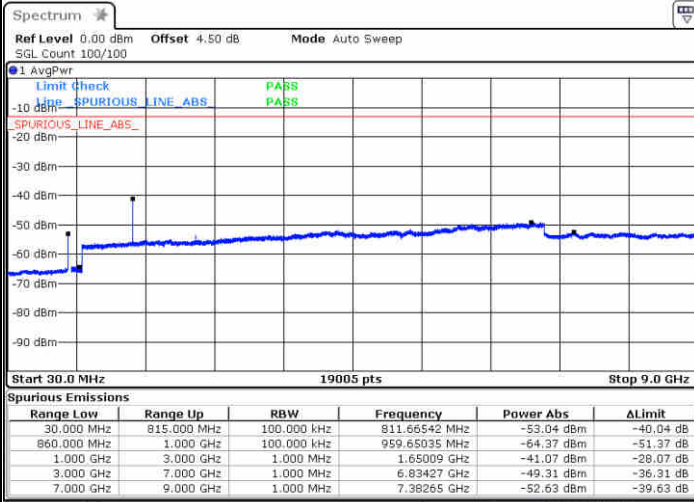
Date: 1 JUN 2017 17:07:00



LTE Band 26 / 15MHz

Lowest Channel / QPSK

Lowest Channel / 16QAM

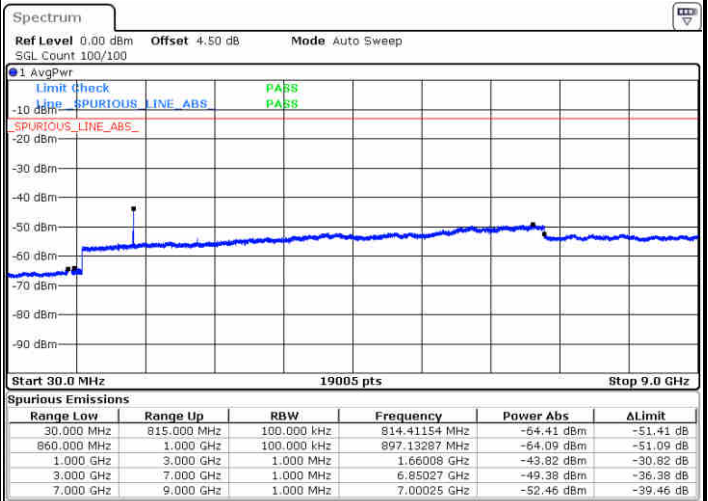
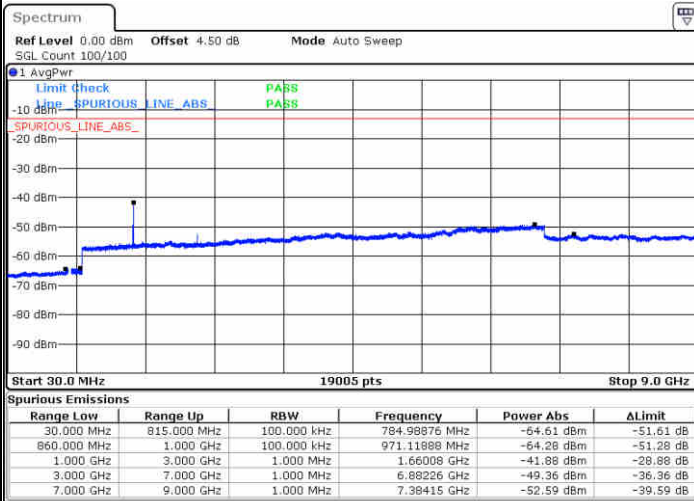


Date: 1 JUN 2017 17:29:51

Date: 1 JUN 2017 17:27:42

Middle Channel / QPSK

Middle Channel / 16QAM



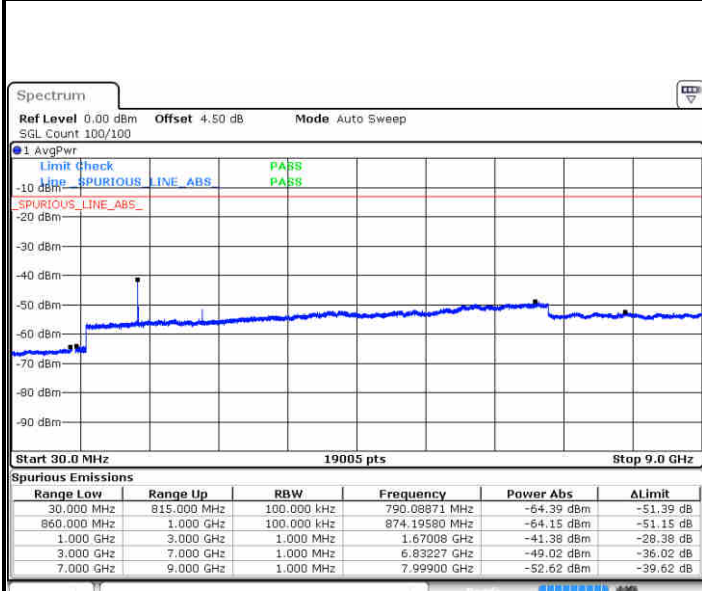
Date: 1 JUN 2017 17:25:40

Date: 1 JUN 2017 17:26:25



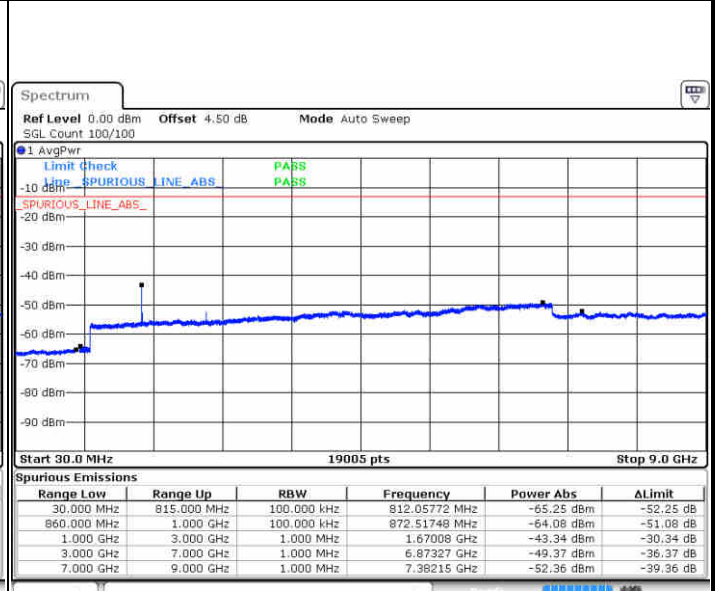
LTE Band 26 / 15MHz

Highest Channel / QPSK



Date: 1 JUN 2017 17:24:56

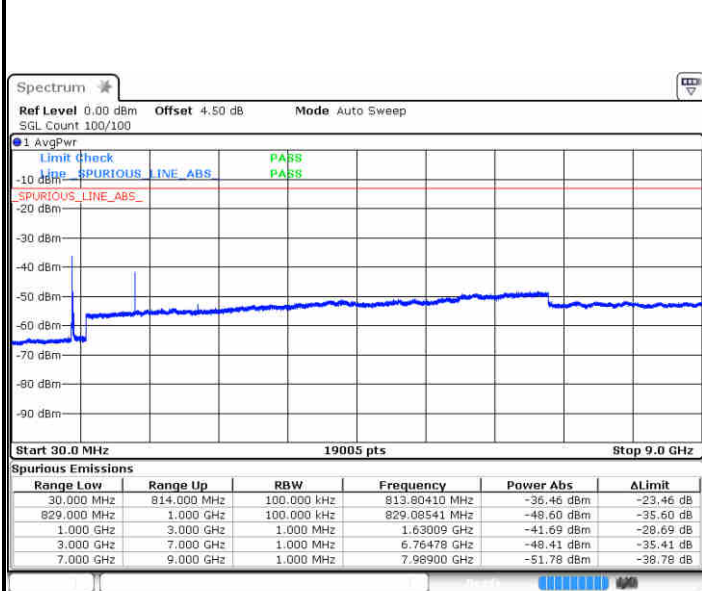
Highest Channel / 16QAM



Date: 1 JUN 2017 17:27:05

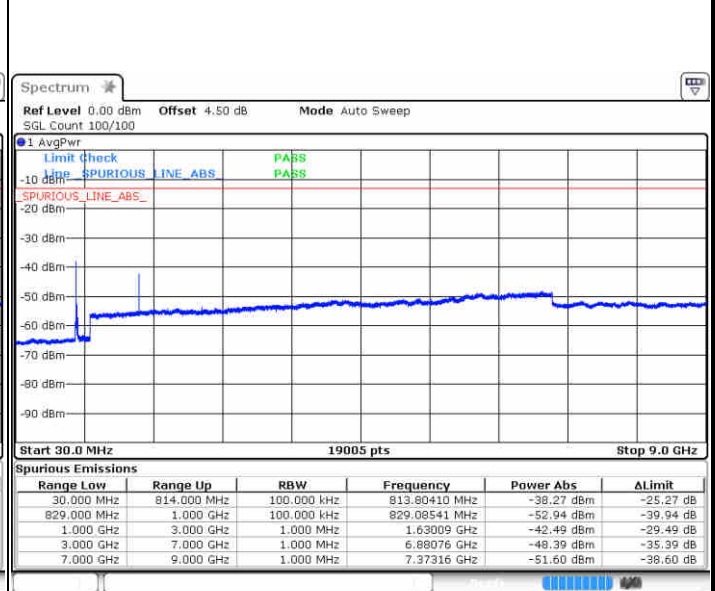
LTE Band 26 / 15MHz

CH26765 / QPSK



Date: 2 JUN 2017 11:37:25

CH26765 / 16QAM



Date: 2 JUN 2017 11:36:42



Frequency Stability

Test Conditions		LTE Band 2 (QPSK) / Middle Channel	Limit
Temperature (°C)	Voltage (Volt)	BW 10MHz	Note 2.
		Deviation (ppm)	Result
50	Normal Voltage	0.0005	PASS
40	Normal Voltage	0.0003	
30	Normal Voltage	0.0011	
20(Ref.)	Normal Voltage	0.0000	
10	Normal Voltage	0.0021	
0	Normal Voltage	0.0007	
-10	Normal Voltage	0.0016	
-20	Normal Voltage	0.0013	
-30	Normal Voltage	0.0003	
20	Maximum Voltage	0.0002	
20	Normal Voltage	0.0005	
20	Battery End Point	0.0018	

Note:

1. Normal Voltage =3.8 V. ; Battery End Point (BEP) =3.5 V. ; Maximum Voltage =4.2 V.
2. Note: The frequency fundamental emissions stay within the authorized frequency block.



Test Conditions		LTE Band 4 (QPSK) / Middle Channel	Limit
Temperature (°C)	Voltage (Volt)	BW 10MHz	Note 2.
		Deviation (ppm)	Result
50	Normal Voltage	0.0008	PASS
40	Normal Voltage	0.0020	
30	Normal Voltage	0.0028	
20(Ref.)	Normal Voltage	0.0000	
10	Normal Voltage	0.0026	
0	Normal Voltage	0.0009	
-10	Normal Voltage	0.0024	
-20	Normal Voltage	0.0018	
-30	Normal Voltage	0.0006	
20	Maximum Voltage	0.0002	
20	Normal Voltage	0.0027	
20	Battery End Point	0.0014	

Note:

1. Normal Voltage =3.8 V. ; Battery End Point (BEP) =3.5 V. ; Maximum Voltage =4.2 V.
2. Note: The frequency fundamental emissions stay within the authorized frequency block.



Test Conditions		LTE Band 5 (QPSK) / Middle Channel	Limit
Temperature (°C)	Voltage (Volt)	BW 10MHz	2.5ppm
		Deviation (ppm)	Result
50	Normal Voltage	0.0026	PASS
40	Normal Voltage	0.0005	
30	Normal Voltage	0.0017	
20(Ref.)	Normal Voltage	0.0000	
10	Normal Voltage	0.0035	
0	Normal Voltage	0.0018	
-10	Normal Voltage	0.0007	
-20	Normal Voltage	0.0027	
-30	Normal Voltage	0.0024	
20	Maximum Voltage	0.0044	
20	Normal Voltage	0.0022	
20	Battery End Point	0.0011	

Note: Normal Voltage =3.8 V. ; Battery End Point (BEP) =3.5 V. ; Maximum Voltage =4.2 V.



Test Conditions		LTE Band 7 (QPSK) / Middle Channel	Limit
Temperature (°C)	Voltage (Volt)	BW 10MHz	Note 2.
		Deviation (ppm)	Result
50	Normal Voltage	0.0009	PASS
40	Normal Voltage	0.0002	
30	Normal Voltage	0.0005	
20(Ref.)	Normal Voltage	0.0000	
10	Normal Voltage	0.0008	
0	Normal Voltage	0.0004	
-10	Normal Voltage	0.0003	
-20	Normal Voltage	0.0006	
-30	Normal Voltage	0.0007	
20	Maximum Voltage	0.0005	
20	Normal Voltage	0.0001	
20	Battery End Point	0.0007	

Note:

1. Normal Voltage =3.8 V. ; Battery End Point (BEP) =3.5 V. ; Maximum Voltage =4.2 V.
2. Note: The frequency fundamental emissions stay within the authorized frequency block.



Test Conditions		LTE Band 12 (QPSK) / Middle Channel	Limit
Temperature (°C)	Voltage (Volt)	BW 10MHz	Note 2.
		Deviation (ppm)	Result
50	Normal Voltage	0.0011	PASS
40	Normal Voltage	0.0030	
30	Normal Voltage	0.0031	
20(Ref.)	Normal Voltage	0.0000	
10	Normal Voltage	0.0038	
0	Normal Voltage	0.0001	
-10	Normal Voltage	0.0023	
-20	Normal Voltage	0.0040	
-30	Normal Voltage	0.0017	
20	Maximum Voltage	0.0024	
20	Normal Voltage	0.0052	
20	Battery End Point	0.0013	

Note:

1. Normal Voltage =3.8 V. ; Battery End Point (BEP) =3.5 V. ; Maximum Voltage =4.2 V.
2. Note: The frequency fundamental emissions stay within the authorized frequency block.



Test Conditions		LTE Band 13 (QPSK) / Middle Channel	Limit
Temperature (°C)	Voltage (Volt)	BW 10MHz	Note 2.
		Deviation (ppm)	Result
50	Normal Voltage	0.0010	PASS
40	Normal Voltage	0.0020	
30	Normal Voltage	0.0031	
20(Ref.)	Normal Voltage	0.0000	
10	Normal Voltage	0.0024	
0	Normal Voltage	0.0017	
-10	Normal Voltage	0.0008	
-20	Normal Voltage	0.0035	
-30	Normal Voltage	0.0003	
20	Maximum Voltage	0.0009	
20	Normal Voltage	0.0004	
20	Battery End Point	0.0027	

Note:

1. Normal Voltage =3.8 V. ; Battery End Point (BEP) =3.5 V. ; Maximum Voltage =4.2 V.
2. Note: The frequency fundamental emissions stay within the authorized frequency block.



Test Conditions		LTE Band 25 (QPSK) / Middle Channel	Limit
Temperature (°C)	Voltage (Volt)	BW 10MHz	Note 2.
		Deviation (ppm)	Result
50	Normal Voltage	0.0011	PASS
40	Normal Voltage	0.0004	
30	Normal Voltage	0.0011	
20(Ref.)	Normal Voltage	0.0000	
10	Normal Voltage	0.0010	
0	Normal Voltage	0.0009	
-10	Normal Voltage	0.0002	
-20	Normal Voltage	0.0011	
-30	Normal Voltage	0.0013	
20	Maximum Voltage	0.0003	
20	Normal Voltage	0.0001	
20	Battery End Point	0.0005	

Note:

1. Normal Voltage =3.8 V. ; Battery End Point (BEP) =3.5 V. ; Maximum Voltage =4.2 V.
2. Note: The frequency fundamental emissions stay within the authorized frequency block.



Test Conditions		LTE Band 26 (QPSK) / Middle Channel	Limit
Temperature (°C)	Voltage (Volt)	BW 10MHz	2.5ppm
		Deviation (ppm)	Result
50	Normal Voltage	0.0061	PASS
40	Normal Voltage	0.0026	
30	Normal Voltage	0.0045	
20(Ref.)	Normal Voltage	0.0000	
10	Normal Voltage	0.0033	
0	Normal Voltage	0.0008	
-10	Normal Voltage	0.0006	
-20	Normal Voltage	0.0041	
-30	Normal Voltage	0.0006	
20	Maximum Voltage	0.0038	
20	Normal Voltage	0.0012	
20	Battery End Point	0.0001	

Note: Normal Voltage =3.8 V. ; Battery End Point (BEP) =3.5 V. ; Maximum Voltage =4.2 V.



Appendix B. Test Results of Radiated Test

Radiated Spurious Emission

LTE Band 2 / 1.4MHz / QPSK / RB Size 1 Offset 0									
Channel	Frequency (MHz)	EIRP (dBm)	Limit (dBm)	Over Limit (dB)	SPA Reading (dBm)	S.G. Power (dBm)	TX Cable loss (dB)	TX Antenna Gain (dBi)	Polarization (H/V)
Middle	3759	-55.01	-13	-42.01	-69.25	-56.72	5.08	6.80	H
	5637	-56.68	-13	-43.68	-73.48	-58.35	8.03	9.70	H
	7518	-55.57	-13	-42.57	-76.87	-57.95	9.43	11.81	H
	3759	-54.86	-13	-41.86	-67.29	-56.57	5.08	6.80	V
	5637	-51.76	-13	-38.76	-68.85	-53.43	8.03	9.70	V
	7518	-55.84	-13	-42.84	-76.98	-58.22	9.43	11.81	V

Remark: Spurious emissions within 30-1000MHz were found more than 20dB below limit line.

LTE Band 2 / 3MHz / QPSK / RB Size 1 Offset 0									
Channel	Frequency (MHz)	EIRP (dBm)	Limit (dBm)	Over Limit (dB)	SPA Reading (dBm)	S.G. Power (dBm)	TX Cable loss (dB)	TX Antenna Gain (dBi)	Polarization (H/V)
Middle	3756	-54.97	-13	-41.97	-69.21	-56.68	5.08	6.80	H
	5637	-56.89	-13	-43.89	-73.69	-58.56	8.03	9.70	H
	7515	-56.01	-13	-43.01	-77.31	-58.39	9.43	11.81	H
	3756	-54.12	-13	-41.12	-66.55	-55.83	5.08	6.80	V
	5637	-53.01	-13	-40.01	-70.1	-54.68	8.03	9.70	V
	7515	-55.84	-13	-42.84	-76.98	-58.22	9.43	11.81	V

Remark: Spurious emissions within 30-1000MHz were found more than 20dB below limit line.

LTE Band 2 / 5MHz / QPSK / RB Size 1 Offset 0									
Channel	Frequency (MHz)	EIRP (dBm)	Limit (dBm)	Over Limit (dB)	SPA Reading (dBm)	S.G. Power (dBm)	TX Cable loss (dB)	TX Antenna Gain (dBi)	Polarization (H/V)
Middle	3756	-53.48	-13	-40.48	-67.72	-55.19	5.08	6.80	H
	5634	-56.62	-13	-43.62	-73.42	-58.29	8.03	9.70	H
	7512	-56.60	-13	-43.60	-77.90	-58.98	9.43	11.81	H
	3756	-53.37	-13	-40.37	-65.8	-55.08	5.08	6.80	V
	5634	-52.03	-13	-39.03	-69.12	-53.70	8.03	9.70	V
	7512	-56.52	-13	-43.52	-77.66	-58.90	9.43	11.81	V

Remark: Spurious emissions within 30-1000MHz were found more than 20dB below limit line.



LTE Band 2 / 10MHz / QPSK / RB Size 1 Offset 0									
Channel	Frequency (MHz)	EIRP (dBm)	Limit (dBm)	Over Limit (dB)	SPA Reading (dBm)	S.G. Power (dBm)	TX Cable loss (dB)	TX Antenna Gain (dBi)	Polarization (H/V)
Middle	3750	-52.57	-13	-39.57	-66.81	-54.28	5.08	6.80	H
	5625	-57.51	-13	-44.51	-74.31	-59.18	8.03	9.70	H
	7503	-56.58	-13	-43.58	-77.88	-58.96	9.43	11.81	H
	3750	-55.49	-13	-42.49	-67.92	-57.20	5.08	6.80	V
	5625	-52.87	-13	-39.87	-69.96	-54.54	8.03	9.70	V
	7503	-57.53	-13	-44.53	-78.67	-59.91	9.43	11.81	V

Remark: Spurious emissions within 30-1000MHz were found more than 20dB below limit line.

LTE Band 2 / 15MHz / QPSK / RB Size 1 Offset 0									
Channel	Frequency (MHz)	EIRP (dBm)	Limit (dBm)	Over Limit (dB)	SPA Reading (dBm)	S.G. Power (dBm)	TX Cable loss (dB)	TX Antenna Gain (dBi)	Polarization (H/V)
Middle	3747	-52.27	-13	-39.27	-66.51	-53.98	5.08	6.80	H
	5619	-55.35	-13	-42.35	-72.15	-57.02	8.03	9.70	H
	7494	-56.50	-13	-43.50	-77.80	-58.88	9.43	11.81	H
	3747	-53.29	-13	-40.29	-65.72	-55.00	5.08	6.80	V
	5619	-52.67	-13	-39.67	-69.76	-54.34	8.03	9.70	V
	7494	-55.33	-13	-42.33	-76.47	-57.71	9.43	11.81	V

Remark: Spurious emissions within 30-1000MHz were found more than 20dB below limit line.

LTE Band 2 / 20MHz / QPSK / RB Size 1 Offset 0									
Channel	Frequency (MHz)	EIRP (dBm)	Limit (dBm)	Over Limit (dB)	SPA Reading (dBm)	S.G. Power (dBm)	TX Cable loss (dB)	TX Antenna Gain (dBi)	Polarization (H/V)
Middle	3741	-54.01	-13	-41.01	-68.25	-55.72	5.08	6.80	H
	5613	-54.88	-13	-41.88	-71.68	-56.55	8.03	9.70	H
	7485	-55.21	-13	-42.21	-76.51	-57.59	9.43	11.81	H
	3741	-55.77	-13	-42.77	-68.2	-57.48	5.08	6.80	V
	5613	-53.34	-13	-40.34	-70.43	-55.01	8.03	9.70	V
	7485	-56.16	-13	-43.16	-77.3	-58.54	9.43	11.81	V

Remark: Spurious emissions within 30-1000MHz were found more than 20dB below limit line.



LTE Band 4 / 1.4MHz / QPSK / RB Size 1 Offset 0									
Channel	Frequency (MHz)	EIRP (dBm)	Limit (dBm)	Over Limit (dB)	SPA Reading (dBm)	S.G. Power (dBm)	TX Cable loss (dB)	TX Antenna Gain (dBi)	Polarization (H/V)
Middle	3465	-64.59	-13	-51.59	-73.49	-68.56	4.87	8.84	H
	5196	-66.59	-13	-53.59	-77.52	-68.03	7.70	9.14	H
	6927	-60.04	-13	-47.04	-78.51	-61.72	8.98	10.66	H
	3465	-60.55	-13	-47.55	-72.17	-64.52	4.87	8.84	V
	5196	-61.83	-13	-48.83	-75.88	-63.27	7.70	9.14	V
	6927	-59.58	-13	-46.58	-77.6	-61.26	8.98	10.66	V

Remark: Spurious emissions within 30-1000MHz were found more than 20dB below limit line.

LTE Band 4 / 3MHz / QPSK / RB Size 1 Offset 0									
Channel	Frequency (MHz)	EIRP (dBm)	Limit (dBm)	Over Limit (dB)	SPA Reading (dBm)	S.G. Power (dBm)	TX Cable loss (dB)	TX Antenna Gain (dBi)	Polarization (H/V)
Middle	3462	-63.77	-13	-50.77	-72.67	-67.74	4.87	8.84	H
	5193	-65.82	-13	-52.82	-76.75	-67.26	7.70	9.14	H
	6924	-59.97	-13	-46.97	-78.44	-61.65	8.98	10.66	H
	3462	-61.40	-13	-48.40	-73.02	-65.37	4.87	8.84	V
	5193	-61.12	-13	-48.12	-75.17	-62.56	7.70	9.14	V
	6924	-61.05	-13	-48.05	-79.07	-62.73	8.98	10.66	V

Remark: Spurious emissions within 30-1000MHz were found more than 20dB below limit line.

LTE Band 4 / 5MHz / QPSK / RB Size 1 Offset 0									
Channel	Frequency (MHz)	EIRP (dBm)	Limit (dBm)	Over Limit (dB)	SPA Reading (dBm)	S.G. Power (dBm)	TX Cable loss (dB)	TX Antenna Gain (dBi)	Polarization (H/V)
Middle	3459	-64.80	-13	-51.80	-73.70	-68.77	4.87	8.84	H
	5190	-66.21	-13	-53.21	-77.14	-67.65	7.70	9.14	H
	6921	-60.23	-13	-47.23	-78.70	-61.91	8.98	10.66	H
	3459	-59.98	-13	-46.98	-71.6	-63.95	4.87	8.84	V
	5190	-61.50	-13	-48.50	-75.55	-62.94	7.70	9.14	V
	6921	-60.46	-13	-47.46	-78.48	-62.14	8.98	10.66	V

Remark: Spurious emissions within 30-1000MHz were found more than 20dB below limit line.



LTE Band 4 / 10MHz / QPSK / RB Size 1 Offset 0									
Channel	Frequency (MHz)	EIRP (dBm)	Limit (dBm)	Over Limit (dB)	SPA Reading (dBm)	S.G. Power (dBm)	TX Cable loss (dB)	TX Antenna Gain (dBi)	Polarization (H/V)
Middle	3456	-63.31	-13	-50.31	-72.21	-67.28	4.87	8.84	H
	5184	-67.97	-13	-54.97	-78.90	-69.41	7.70	9.14	H
	6912	-62.11	-13	-49.11	-80.58	-63.79	8.98	10.66	H
	3456	-60.85	-13	-47.85	-72.47	-64.82	4.87	8.84	V
	5184	-64.30	-13	-51.30	-78.35	-65.74	7.70	9.14	V
	6912	-61.09	-13	-48.09	-79.11	-62.77	8.98	10.66	V

Remark: Spurious emissions within 30-1000MHz were found more than 20dB below limit line.

LTE Band 4 / 15MHz / QPSK / RB Size 1 Offset 0									
Channel	Frequency (MHz)	EIRP (dBm)	Limit (dBm)	Over Limit (dB)	SPA Reading (dBm)	S.G. Power (dBm)	TX Cable loss (dB)	TX Antenna Gain (dBi)	Polarization (H/V)
Middle	3450	-64.04	-13	-51.04	-72.94	-68.01	4.87	8.84	H
	5178	-67.13	-13	-54.13	-78.06	-68.57	7.70	9.14	H
	6903	-61.68	-13	-48.68	-80.15	-63.36	8.98	10.66	H
	3450	-62.22	-13	-49.22	-73.84	-66.19	4.87	8.84	V
	5178	-63.21	-13	-50.21	-77.26	-64.65	7.70	9.14	V
	6903	-61.58	-13	-48.58	-79.6	-63.26	8.98	10.66	V

Remark: Spurious emissions within 30-1000MHz were found more than 20dB below limit line.

LTE Band 4 / 20MHz / QPSK / RB Size 1 Offset 0									
Channel	Frequency (MHz)	EIRP (dBm)	Limit (dBm)	Over Limit (dB)	SPA Reading (dBm)	S.G. Power (dBm)	TX Cable loss (dB)	TX Antenna Gain (dBi)	Polarization (H/V)
Middle	3447	-62.38	-13	-49.38	-71.28	-66.35	4.87	8.84	H
	5172	-68.16	-13	-55.16	-79.09	-69.60	7.70	9.14	H
	6894	-60.25	-13	-47.25	-78.72	-61.93	8.98	10.66	H
	3447	-60.62	-13	-47.62	-72.24	-64.59	4.87	8.84	V
	5172	-64.56	-13	-51.56	-78.61	-66.00	7.70	9.14	V
	6894	-62.19	-13	-49.19	-80.21	-63.87	8.98	10.66	V

Remark: Spurious emissions within 30-1000MHz were found more than 20dB below limit line.



LTE Band 5 / 1.4MHz / QPSK / RB Size 1 Offset 0									
Channel	Frequency (MHz)	ERP (dBm)	Limit (dBm)	Over Limit (dB)	SPA Reading (dBm)	S.G. Power (dBm)	TX Cable loss (dB)	TX Antenna Gain (dBi)	Polarization (H/V)
Middle	1672	-67.41	-13	-54.41	-70.01	-69.73	1.33	5.80	H
	2508	-62.63	-13	-49.63	-71.98	-65.80	1.58	6.90	H
	3342	-67.41	-13	-54.41	-76.62	-70.91	1.85	7.50	H
	1672	-68.13	-13	-55.13	-70.00	-70.45	1.33	5.80	V
	2508	-63.87	-13	-50.87	-71.84	-67.04	1.58	6.90	V
	3342	-68.06	-13	-55.06	-77.08	-71.56	1.85	7.50	V

Remark: Spurious emissions within 30-1000MHz were found more than 20dB below limit line.

LTE Band 5 / 3MHz / QPSK / RB Size 1 Offset 0									
Channel	Frequency (MHz)	ERP (dBm)	Limit (dBm)	Over Limit (dB)	SPA Reading (dBm)	S.G. Power (dBm)	TX Cable loss (dB)	TX Antenna Gain (dBi)	Polarization (H/V)
Middle	1670	-67.45	-13	-54.45	-70.05	-69.77	1.33	5.80	H
	2506	-62.84	-13	-49.84	-72.19	-66.01	1.58	6.90	H
	3342	-68.04	-13	-55.04	-77.25	-71.54	1.85	7.50	H
	1670	-67.97	-13	-54.97	-69.84	-70.29	1.33	5.80	V
	2506	-64.31	-13	-51.31	-72.28	-67.48	1.58	6.90	V
	3342	-68.29	-13	-55.29	-77.31	-71.79	1.85	7.50	V

Remark: Spurious emissions within 30-1000MHz were found more than 20dB below limit line.



LTE Band 5 / 5MHz / QPSK / RB Size 1 Offset 0									
Channel	Frequency (MHz)	ERP (dBm)	Limit (dBm)	Over Limit (dB)	SPA Reading (dBm)	S.G. Power (dBm)	TX Cable loss (dB)	TX Antenna Gain (dBi)	Polarization (H/V)
Middle	1668	-66.69	-13	-53.69	-69.29	-69.01	1.33	5.80	H
	2504	-61.83	-13	-48.83	-71.18	-65.00	1.58	6.90	H
	3336	-67.64	-13	-54.64	-76.85	-71.14	1.85	7.50	H
	1668	-68.65	-13	-55.65	-70.52	-70.97	1.33	5.80	V
	2504	-64.57	-13	-51.57	-72.54	-67.74	1.58	6.90	V
	3336	-68.06	-13	-55.06	-77.08	-71.56	1.85	7.50	V

Remark: Spurious emissions within 30-1000MHz were found more than 20dB below limit line.

LTE Band 5 / 10MHz / QPSK / RB Size 1 Offset 0									
Channel	Frequency (MHz)	ERP (dBm)	Limit (dBm)	Over Limit (dB)	SPA Reading (dBm)	S.G. Power (dBm)	TX Cable loss (dB)	TX Antenna Gain (dBi)	Polarization (H/V)
Middle	1664	-66.62	-13	-53.62	-69.22	-68.94	1.33	5.80	H
	2496	-61.06	-13	-48.06	-70.41	-64.23	1.58	6.90	H
	3330	-68.19	-13	-55.19	-77.40	-71.69	1.85	7.50	H
	1664	-67.28	-13	-54.28	-69.15	-69.60	1.33	5.80	V
	2496	-63.67	-13	-50.67	-71.64	-66.84	1.58	6.90	V
	3330	-68.66	-13	-55.66	-77.68	-72.16	1.85	7.50	V

Remark: Spurious emissions within 30-1000MHz were found more than 20dB below limit line.



LTE Band 7 / 5MHz / QPSK / RB Size 1 Offset 0									
Channel	Frequency (MHz)	EIRP (dBm)	Limit (dBm)	Over Limit (dB)	SPA Reading (dBm)	S.G. Power (dBm)	TX Cable loss (dB)	TX Antenna Gain (dBi)	Polarization (H/V)
Middle	5066	-67.76	-25	-42.76	-52.62	-74.19	2.54	8.97	H
	7598	-49.90	-25	-24.90	-42.00	-58.05	3.71	11.86	H
	10130	-62.65	-25	-37.65	-61.20	-71.16	3.59	12.11	H
	5066	-66.45	-25	-41.45	-50.62	-72.88	2.54	8.97	V
	7598	-43.18	-25	-18.18	-38.77	-51.33	3.71	11.86	V
	10130	-62.45	-25	-37.45	-61.06	-70.96	3.59	12.11	V

Remark: Spurious emissions within 30-1000MHz were found more than 20dB below limit line.

LTE Band 7 / 10MHz / QPSK / RB Size 1 Offset 0									
Channel	Frequency (MHz)	EIRP (dBm)	Limit (dBm)	Over Limit (dB)	SPA Reading (dBm)	S.G. Power (dBm)	TX Cable loss (dB)	TX Antenna Gain (dBi)	Polarization (H/V)
Middle	5060	-68.39	-25	-43.39	-53.25	-74.82	2.54	8.97	H
	7592	-49.34	-25	-24.34	-41.44	-57.49	3.71	11.86	H
	10120	-63.10	-25	-38.10	-61.65	-71.61	3.59	12.11	H
	5060	-64.55	-25	-39.55	-48.72	-70.98	2.54	8.97	V
	7592	-45.30	-25	-20.30	-40.1	-53.45	3.71	11.86	V
	10120	-61.19	-25	-36.19	-59.8	-69.70	3.59	12.11	V

Remark: Spurious emissions within 30-1000MHz were found more than 20dB below limit line.



LTE Band 7 / 15MHz / QPSK / RB Size 1 Offset 0									
Channel	Frequency (MHz)	EIRP (dBm)	Limit (dBm)	Over Limit (dB)	SPA Reading (dBm)	S.G. Power (dBm)	TX Cable loss (dB)	TX Antenna Gain (dBi)	Polarization (H/V)
Middle	5057	-68.30	-25	-43.30	-53.16	-74.73	2.54	8.97	H
	7586	-51.02	-25	-26.02	-43.12	-59.17	3.71	11.86	H
	10110	-62.97	-25	-37.97	-61.52	-71.48	3.59	12.11	H
	5057	-66.22	-25	-41.22	-50.39	-72.65	2.54	8.97	V
	7586	-46.32	-25	-21.32	-40.72	-54.48	3.71	11.86	V
	10110	-62.17	-25	-37.17	-60.78	-70.68	3.59	12.11	V

Remark: Spurious emissions within 30-1000MHz were found more than 20dB below limit line.

LTE Band 7 / 20MHz / QPSK / RB Size 1 Offset 0									
Channel	Frequency (MHz)	EIRP (dBm)	Limit (dBm)	Over Limit (dB)	SPA Reading (dBm)	S.G. Power (dBm)	TX Cable loss (dB)	TX Antenna Gain (dBi)	Polarization (H/V)
Middle	5051	-69.48	-25	-44.48	-54.34	-75.91	2.54	8.97	H
	7577	-49.04	-25	-24.04	-41.14	-57.19	3.71	11.86	H
	10100	-62.79	-25	-37.79	-61.34	-71.30	3.59	12.11	H
	5051	-64.94	-25	-39.94	-49.11	-71.37	2.54	8.97	V
	7577	-43.83	-25	-18.83	-39.27	-51.98	3.71	11.86	V
	10100	-63.12	-25	-38.12	-61.73	-71.63	3.59	12.11	V

Remark: Spurious emissions within 30-1000MHz were found more than 20dB below limit line.



LTE Band 12 / 1.4MHz / QPSK / RB Size 1 Offset 0									
Channel	Frequency (MHz)	ERP (dBm)	Limit (dBm)	Over Limit (dB)	SPA Reading (dBm)	S.G. Power (dBm)	TX Cable loss (dB)	TX Antenna Gain (dBi)	Polarization (H/V)
Middle	1414	-38.20	-13	-25.20	-45.09	-39.43	1.17	4.55	H
	2120	-63.69	-13	-50.69	-68.28	-65.44	1.45	5.35	H
	2828	-53.93	-13	-40.93	-61.44	-56.20	1.68	6.10	H
	3534	-58.34	-13	-45.34	-65.97	-61.08	1.89	6.78	H
	4242	-55.87	-13	-42.87	-63.68	-59.17	2.07	7.52	H
	1414	-46.27	-13	-33.27	-52.42	-47.50	1.17	4.55	V
	2120	-67.02	-13	-54.02	-71.6	-68.77	1.45	5.35	V
	2828	-62.62	-13	-49.62	-67.3	-64.89	1.68	6.10	V
	3534	-63.91	-13	-50.91	-70.32	-66.65	1.89	6.78	V
4242	-64.57	-13	-51.57	-70.98	-67.87	2.07	7.52	V	

Remark: Spurious emissions within 30-1000MHz were found more than 20dB below limit line.

LTE Band 12 / 3MHz / QPSK / RB Size 1 Offset 0									
Channel	Frequency (MHz)	ERP (dBm)	Limit (dBm)	Over Limit (dB)	SPA Reading (dBm)	S.G. Power (dBm)	TX Cable loss (dB)	TX Antenna Gain (dBi)	Polarization (H/V)
Middle	1412	-37.22	-13	-24.22	-44.12	-38.45	1.17	4.55	H
	2118	-62.42	-13	-49.42	-67.01	-64.17	1.45	5.35	H
	2824	-50.58	-13	-37.58	-59.54	-52.85	1.68	6.10	H
	3531	-55.48	-13	-42.48	-63.11	-58.22	1.89	6.78	H
	4236	-53.04	-13	-40.04	-62.06	-56.34	2.07	7.52	H
	1412	-46.00	-13	-33.00	-52.2	-47.23	1.17	4.55	V
	2118	-67.03	-13	-54.03	-71.61	-68.78	1.45	5.35	V
	2824	-58.74	-13	-45.74	-64.23	-61.01	1.68	6.10	V
	3531	-56.53	-13	-43.53	-63.66	-59.27	1.89	6.78	V
4236	-61.11	-13	-48.11	-67.52	-64.41	2.07	7.52	V	

Remark: Spurious emissions within 30-1000MHz were found more than 20dB below limit line.



LTE Band 12 / 5MHz / QPSK / RB Size 1 Offset 0									
Channel	Frequency (MHz)	ERP (dBm)	Limit (dBm)	Over Limit (dB)	SPA Reading (dBm)	S.G. Power (dBm)	TX Cable loss (dB)	TX Antenna Gain (dBi)	Polarization (H/V)
Middle	1410	-38.29	-13	-25.29	-45.16	-39.52	1.17	4.55	H
	2116	-63.67	-13	-50.67	-68.26	-65.42	1.45	5.35	H
	2820	-50.57	-13	-37.57	-59.53	-52.84	1.68	6.10	H
	3525	-53.47	-13	-40.47	-62.00	-56.21	1.89	6.78	H
	4233	-55.39	-13	-42.39	-63.20	-58.69	2.07	7.52	H
	1410	-46.82	-13	-33.82	-52.86	-48.05	1.17	4.55	V
	2116	-67.24	-13	-54.24	-71.82	-68.99	1.45	5.35	V
	2820	-60.74	-13	-47.74	-65.42	-63.01	1.68	6.10	V
	3528	-59.69	-13	-46.69	-66.1	-62.43	1.89	6.78	V
	4233	-60.52	-13	-47.52	-66.93	-63.82	2.07	7.52	V

Remark: Spurious emissions within 30-1000MHz were found more than 20dB below limit line.

LTE Band 12 / 10MHz / QPSK / RB Size 1 Offset 0									
Channel	Frequency (MHz)	ERP (dBm)	Limit (dBm)	Over Limit (dB)	SPA Reading (dBm)	S.G. Power (dBm)	TX Cable loss (dB)	TX Antenna Gain (dBi)	Polarization (H/V)
Middle	1406	-43.68	-13	-30.68	-50.25	-44.91	1.17	4.55	H
	2108	-63.95	-13	-50.95	-68.54	-65.70	1.45	5.35	H
	2812	-46.52	-13	-33.52	-56.59	-48.79	1.68	6.10	H
	3516	-49.41	-13	-36.41	-59.63	-52.15	1.89	6.78	H
	4218	-55.20	-13	-42.20	-63.01	-58.50	2.07	7.52	H
	1406	-51.88	-13	-38.88	-56.83	-53.11	1.17	4.55	V
	2110	-66.71	-13	-53.71	-71.29	-68.46	1.45	5.35	V
	2812	-58.46	-13	-45.46	-64.03	-60.73	1.68	6.10	V
	3516	-51.76	-13	-38.76	-61.24	-54.50	1.89	6.78	V
	4218	-60.30	-13	-47.30	-66.71	-63.60	2.07	7.52	V

Remark: Spurious emissions within 30-1000MHz were found more than 20dB below limit line.



LTE Band 13 / 5MHz / QPSK / RB Size 1 Offset 0									
Channel	Frequency (MHz)	ERP (dBm)	Limit (dBm)	Over Limit (dB)	SPA Reading (dBm)	S.G. Power (dBm)	TX Cable loss (dB)	TX Antenna Gain (dBi)	Polarization (H/V)
Middle	1560	-63.24	-40	-23.24	-64.19	-64.14	1.14	4.19	H
	2338	-60.62	-13	-47.62	-65.21	-62.08	1.4	5.01	H
	3120	-70.75	-13	-57.75	-74.72	-73.28	1.63	6.31	H
	1560	-67.35	-40	-27.35	-68.42	-68.25	1.14	4.19	V
	2338	-62.69	-13	-49.69	-67.27	-64.15	1.40	5.01	V
	3120	-70.14	-13	-57.14	-74.82	-72.67	1.63	6.31	V

Remark: Spurious emissions within 30-1000MHz were found more than 20dB below limit line.

LTE Band 13 / 10MHz / QPSK / RB Size 1 Offset 0									
Channel	Frequency (MHz)	ERP (dBm)	Limit (dBm)	Over Limit (dB)	SPA Reading (dBm)	S.G. Power (dBm)	TX Cable loss (dB)	TX Antenna Gain (dBi)	Polarization (H/V)
Middle	1554	-65.49	-13	-52.49	-66.44	-66.39	1.14	4.19	H
	2332	-64.04	-13	-51.04	-68.63	-65.50	1.40	5.01	H
	3111	-70.99	-13	-57.99	-74.96	-73.52	1.63	6.31	H
	1556	-70.55	-13	-57.55	-71.62	-71.45	1.14	4.19	V
	2332	-65.54	-13	-52.54	-70.12	-67.00	1.40	5.01	V
	3111	-70.02	-13	-57.02	-74.70	-72.55	1.63	6.31	V

Remark: Spurious emissions within 30-1000MHz were found more than 20dB below limit line.



LTE Band 25 / 1.4MHz / QPSK/ RB Size 1 Offset 0									
Channel	Frequency (MHz)	EIRP (dBm)	Limit (dBm)	Over Limit (dB)	SPA Reading (dBm)	S.G. Power (dBm)	TX Cable loss (dB)	TX Antenna Gain (dBi)	Polarization (H/V)
Middle	3759	-55.01	-13	-42.01	-69.25	-56.72	5.08	6.80	H
	5637	-56.68	-13	-43.68	-73.48	-58.35	8.03	9.70	H
	7518	-55.57	-13	-42.57	-76.87	-57.95	9.43	11.81	H
	3759	-54.86	-13	-41.86	-67.29	-56.57	5.08	6.80	V
	5637	-51.76	-13	-38.76	-68.85	-53.43	8.03	9.70	V
	7518	-55.84	-13	-42.84	-76.98	-58.22	9.43	11.81	V

Remark: Spurious emissions within 30-1000MHz were found more than 20dB below limit line.

LTE Band 25 / 3MHz / QPSK/ RB Size 1 Offset 0									
Channel	Frequency (MHz)	EIRP (dBm)	Limit (dBm)	Over Limit (dB)	SPA Reading (dBm)	S.G. Power (dBm)	TX Cable loss (dB)	TX Antenna Gain (dBi)	Polarization (H/V)
Middle	3756	-54.97	-13	-41.97	-69.21	-56.68	5.08	6.80	H
	5637	-56.89	-13	-43.89	-73.69	-58.56	8.03	9.70	H
	7515	-56.01	-13	-43.01	-77.31	-58.39	9.43	11.81	H
	3756	-54.12	-13	-41.12	-66.55	-55.83	5.08	6.80	V
	5637	-53.01	-13	-40.01	-70.1	-54.68	8.03	9.70	V
	7515	-55.84	-13	-42.84	-76.98	-58.22	9.43	11.81	V

Remark: Spurious emissions within 30-1000MHz were found more than 20dB below limit line.

LTE Band 25 / 5MHz / QPSK/ RB Size 1 Offset 0									
Channel	Frequency (MHz)	EIRP (dBm)	Limit (dBm)	Over Limit (dB)	SPA Reading (dBm)	S.G. Power (dBm)	TX Cable loss (dB)	TX Antenna Gain (dBi)	Polarization (H/V)
Middle	3756	-53.48	-13	-40.48	-67.72	-55.19	5.08	6.80	H
	5634	-56.62	-13	-43.62	-73.42	-58.29	8.03	9.70	H
	7512	-56.60	-13	-43.60	-77.90	-58.98	9.43	11.81	H
	3756	-53.37	-13	-40.37	-65.8	-55.08	5.08	6.80	V
	5634	-52.03	-13	-39.03	-69.12	-53.70	8.03	9.70	V
	7512	-56.52	-13	-43.52	-77.66	-58.90	9.43	11.81	V

Remark: Spurious emissions within 30-1000MHz were found more than 20dB below limit line.



LTE Band 25 / 10MHz / QPSK/ RB Size 1 Offset 0									
Channel	Frequency (MHz)	EIRP (dBm)	Limit (dBm)	Over Limit (dB)	SPA Reading (dBm)	S.G. Power (dBm)	TX Cable loss (dB)	TX Antenna Gain (dBi)	Polarization (H/V)
Middle	3750	-52.57	-13	-39.57	-66.81	-54.28	5.08	6.80	H
	5625	-57.51	-13	-44.51	-74.31	-59.18	8.03	9.70	H
	7503	-56.58	-13	-43.58	-77.88	-58.96	9.43	11.81	H
	3750	-55.49	-13	-42.49	-67.92	-57.20	5.08	6.80	V
	5625	-52.87	-13	-39.87	-69.96	-54.54	8.03	9.70	V
	7503	-57.53	-13	-44.53	-78.67	-59.91	9.43	11.81	V

Remark: Spurious emissions within 30-1000MHz were found more than 20dB below limit line.

LTE Band 25 / 15MHz / QPSK/ RB Size 1 Offset 0									
Channel	Frequency (MHz)	EIRP (dBm)	Limit (dBm)	Over Limit (dB)	SPA Reading (dBm)	S.G. Power (dBm)	TX Cable loss (dB)	TX Antenna Gain (dBi)	Polarization (H/V)
Middle	3747	-52.27	-13	-39.27	-66.51	-53.98	5.08	6.80	H
	5619	-55.35	-13	-42.35	-72.15	-57.02	8.03	9.70	H
	7494	-56.50	-13	-43.50	-77.80	-58.88	9.43	11.81	H
	3747	-53.29	-13	-40.29	-65.72	-55.00	5.08	6.80	V
	5619	-52.67	-13	-39.67	-69.76	-54.34	8.03	9.70	V
	7494	-55.33	-13	-42.33	-76.47	-57.71	9.43	11.81	V

Remark: Spurious emissions within 30-1000MHz were found more than 20dB below limit line.

LTE Band 25 / 20MHz / QPSK/ RB Size 1 Offset 0									
Channel	Frequency (MHz)	EIRP (dBm)	Limit (dBm)	Over Limit (dB)	SPA Reading (dBm)	S.G. Power (dBm)	TX Cable loss (dB)	TX Antenna Gain (dBi)	Polarization (H/V)
Middle	3741	-54.01	-13	-41.01	-68.25	-55.72	5.08	6.80	H
	5613	-54.88	-13	-41.88	-71.68	-56.55	8.03	9.70	H
	7485	-55.21	-13	-42.21	-76.51	-57.59	9.43	11.81	H
	3741	-55.77	-13	-42.77	-68.2	-57.48	5.08	6.80	V
	5613	-53.34	-13	-40.34	-70.43	-55.01	8.03	9.70	V
	7485	-56.16	-13	-43.16	-77.3	-58.54	9.43	11.81	V

Remark: Spurious emissions within 30-1000MHz were found more than 20dB below limit line.



LTE Band 26 / 1.4MHz / QPSK/ RB Size 1 Offset 0									
Channel	Frequency (MHz)	ERP (dBm)	Limit (dBm)	Over Limit (dB)	SPA Reading (dBm)	S.G. Power (dBm)	TX Cable loss (dB)	TX Antenna Gain (dBi)	Polarization (H/V)
Middle	1672	-67.49	-13	-54.49	-70.09	-69.81	1.33	5.80	H
	2508	-63.73	-13	-50.73	-73.08	-66.90	1.58	6.90	H
	3342	-67.91	-13	-54.91	-77.12	-71.41	1.85	7.50	H
	1672	-69.39	-13	-56.39	-71.26	-71.71	1.33	5.80	V
	2508	-65.11	-13	-52.11	-73.08	-68.28	1.58	6.90	V
	3342	-68.21	-13	-55.21	-77.23	-71.71	1.85	7.50	V

Remark: Spurious emissions within 30-1000MHz were found more than 20dB below limit line.

LTE Band 26 / 3MHz / QPSK/ RB Size 1 Offset 0									
Channel	Frequency (MHz)	ERP (dBm)	Limit (dBm)	Over Limit (dB)	SPA Reading (dBm)	S.G. Power (dBm)	TX Cable loss (dB)	TX Antenna Gain (dBi)	Polarization (H/V)
Middle	1670	-67.50	-13	-54.50	-70.10	-69.82	1.33	5.80	H
	2506	-63.68	-13	-50.68	-73.03	-66.85	1.58	6.90	H
	3342	-68.52	-13	-55.52	-77.73	-72.02	1.85	7.50	H
	1670	-68.09	-13	-55.09	-69.96	-70.41	1.33	5.80	V
	2506	-64.43	-13	-51.43	-72.40	-67.60	1.58	6.90	V
	3342	-69.18	-13	-56.18	-78.20	-72.68	1.85	7.50	V

Remark: Spurious emissions within 30-1000MHz were found more than 20dB below limit line.

LTE Band 26 / 5MHz / QPSK/ RB Size 1 Offset 0									
Channel	Frequency (MHz)	ERP (dBm)	Limit (dBm)	Over Limit (dB)	SPA Reading (dBm)	S.G. Power (dBm)	TX Cable loss (dB)	TX Antenna Gain (dBi)	Polarization (H/V)
Middle	1668	-67.38	-13	-54.38	-69.98	-69.70	1.33	5.80	H
	2504	-62.92	-13	-49.92	-72.27	-66.09	1.58	6.90	H
	3336	-68.45	-13	-55.45	-77.66	-71.95	1.85	7.50	H
	1668	-68.49	-13	-55.49	-70.36	-70.81	1.33	5.80	V
	2504	-65.50	-13	-52.50	-73.47	-68.67	1.58	6.90	V
	3336	-69.21	-13	-56.21	-78.23	-72.71	1.85	7.50	V

Remark: Spurious emissions within 30-1000MHz were found more than 20dB below limit line.



LTE Band 26 / 10MHz / QPSK/ RB Size 1 Offset 0									
Channel	Frequency (MHz)	ERP (dBm)	Limit (dBm)	Over Limit (dB)	SPA Reading (dBm)	S.G. Power (dBm)	TX Cable loss (dB)	TX Antenna Gain (dBi)	Polarization (H/V)
Middle	1664	-67.42	-13	-54.42	-70.02	-69.74	1.33	5.80	H
	2496	-59.35	-13	-46.35	-68.70	-62.52	1.58	6.90	H
	3330	-68.65	-13	-55.65	-77.86	-72.15	1.85	7.50	H
	1664	-67.62	-13	-54.62	-69.49	-69.94	1.33	5.80	V
	2496	-64.31	-13	-51.31	-72.28	-67.48	1.58	6.90	V
	3330	-69.00	-13	-56.00	-78.02	-72.50	1.85	7.50	V

Remark: Spurious emissions within 30-1000MHz were found more than 20dB below limit line.

LTE Band 26 / 15MHz / QPSK/ RB Size 1 Offset 0									
Channel	Frequency (MHz)	ERP (dBm)	Limit (dBm)	Over Limit (dB)	SPA Reading (dBm)	S.G. Power (dBm)	TX Cable loss (dB)	TX Antenna Gain (dBi)	Polarization (H/V)
Middle	1660	-68.34	-13	-55.34	-70.94	-70.66	1.33	5.80	H
	2490	-62.75	-13	-49.75	-72.10	-65.92	1.58	6.90	H
	3318	-68.80	-13	-55.80	-78.01	-72.30	1.85	7.50	H
	1660	-68.32	-13	-55.32	-70.19	-70.64	1.33	5.80	V
	2490	-64.76	-13	-51.76	-72.73	-67.93	1.58	6.90	V
	3318	-68.84	-13	-55.84	-77.86	-72.34	1.85	7.50	V

Remark: Spurious emissions within 30-1000MHz were found more than 20dB below limit line.