

---


## Test Setup photographs

---


**EUT Position: X-axis**



**EUT Position: Y-axis**



**EUT Position: Z-axis**



---

**Test Setup Photo of Radiated Measurement (0.009 ~ 30MHz)**

---




## Test Setup Photo of Radiated Measurement (Below 1GHz)

---



## Test Setup Photo of Radiated Measurement (Above 1GHz)

---



## Test Setup Photo of AC Line Conducted Measurement

---

