

SAR Test Setup Photographs

- Head SAR Test Photo
- Body-Worn SAR Test Photo
- Hotspot SAR Test Photo

■ Test Setup Photo (Liquid depth)




Note: The liquid depth is maintained at a minimum depth of 15 cm to minimize reflections from the upper surface.

■ Test Setup Photo (Head SAR Test Photo)




■ Test Setup Photo



■ Test Setup Photo (Head SAR Test Photo)



■ Test Setup Photo



■ Test Setup Photo (Body-Worn SAR Test Photo)



■ Test Setup Photo (Rear_15 mm)





■ Test Setup Photo (Hotspot SAR Test Photo)



■ Test Setup Photo (Top_10 mm)



■ Test Setup Photo (Bottom_10 mm)



■ Test Setup Photo (Front_10 mm)



■ Test Setup Photo (Rear_10 mm)



■ Test Setup Photo (Right_10 mm)



■ Test Setup Photo (Left_10 mm)

