


TEST SETUP PHOTOS

B.1 Radiated Test Photo


3 dBi Antenna



Below 30MHz



30 MHz-1 GHz




Above 1GHz


18 dBi Antenna



Below 30MHz



30 MHz-1 GHz




Above 1GHz


23 dBi Antenna



Below 30MHz




30 MHz-1 GHz



Above 1GHz

B.2 Conducted Test Photo



Description of test setup

During test the RF module was plug in the main board of the host, please find the below inside photo the host. And used the telnet commands control the host and the wireless model.

