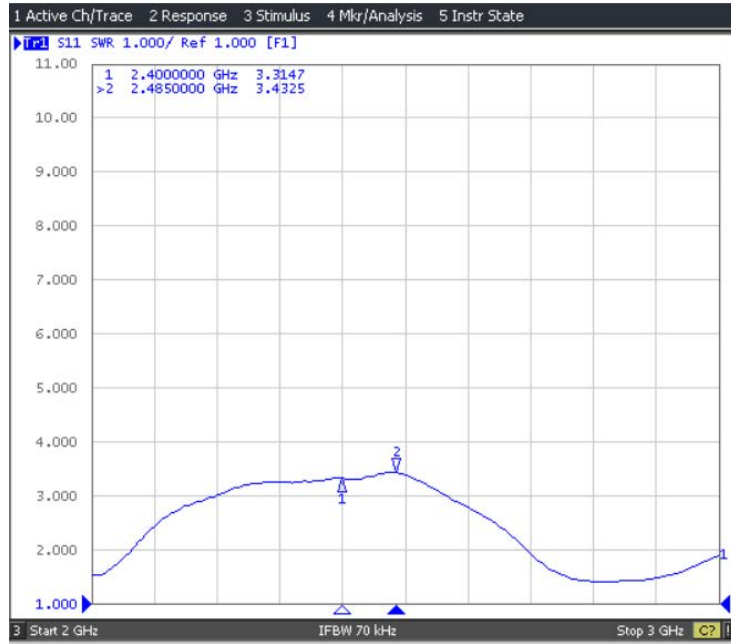


TWIG2_ BT Antenna

2023. 08.18
Cresyn

1. Passive Measurement Result(Left)

□ VSWR & Return loss

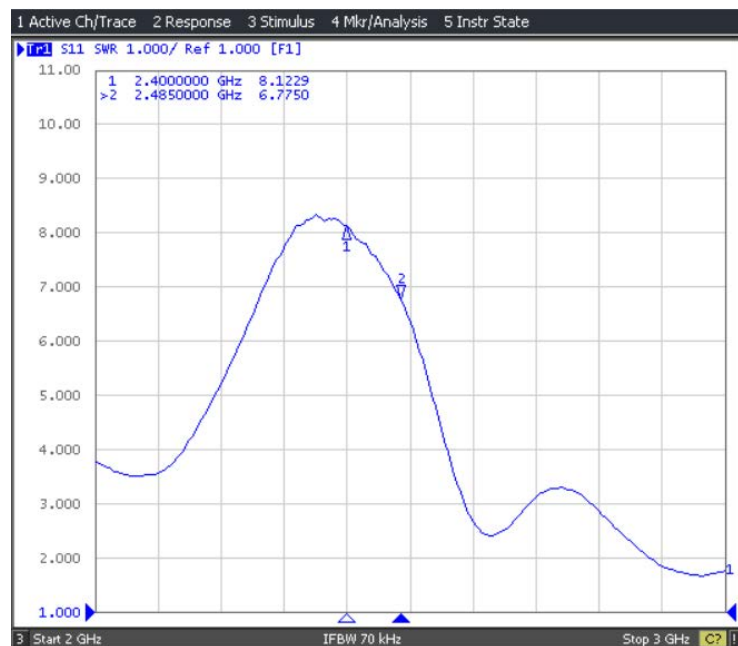


□ 3D Efficiency

Condition	Freq. [MHz]	Left		
		Eff. [%]	Avg. [dBi]	Peak [dBi]
Head	2400	13.47	-8.69	-5.33
	2442	18.68	-7.27	-4.01
	2480	21.37	-6.68	-3.26

1. Passive Measurement Result(Right)

□ VSWR & Return loss



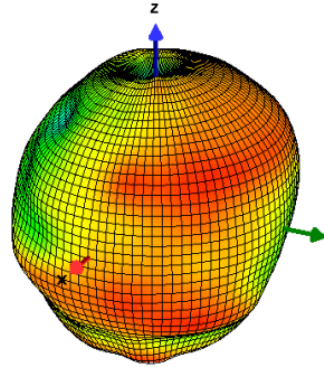
□ 3D Efficiency

Condition	Freq. [MHz]	Right		
		Eff. [%]	Avg. [dBi]	Peak [dBi]
Head	2400	7.60	-11.17	-6.94
	2442	9.96	-9.99	-5.89
	2480	11.84	-9.25	-5.54

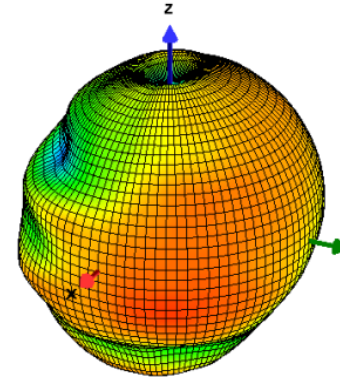
2. Passive Measurement Result (Radiation Pattern)

Left

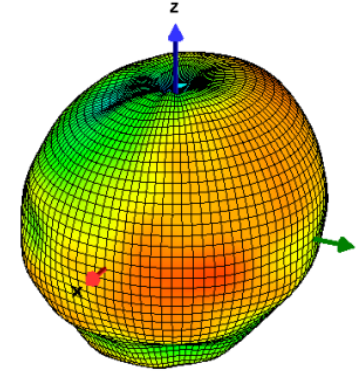
2400MHz



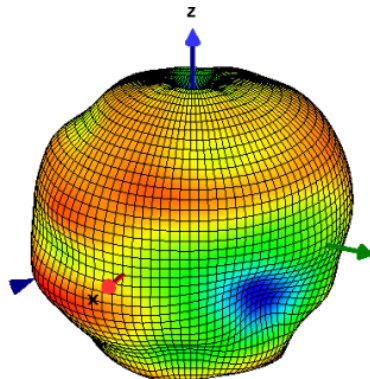
2440MHz



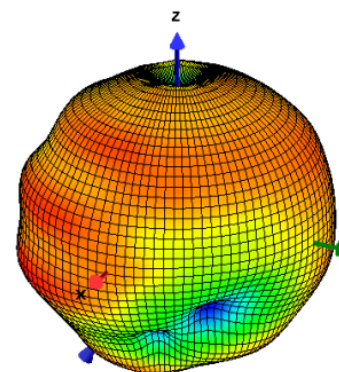
2480MHz



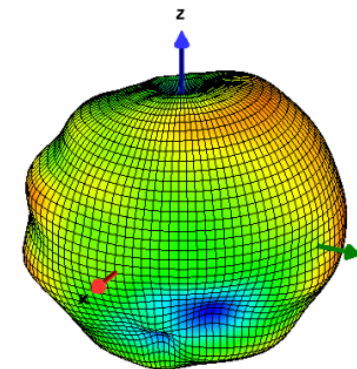
2400MHz



2440MHz



2480MHz



Right