

## Test Setup photographs

---


**EUT Position: X-axis**



**EUT Position: Y-axis**



**EUT Position: Z-axis**




## Test Setup Photo of Radiated Measurement (0.009 ~ 30MHz)

---




## Test Setup Photo of Radiated Measurement (below 1000MHz)

---



## Test Setup Photo of Radiated Measurement (Above 1GHz)

---



## Test Setup Photo of Conducted Emissions (DSS & DTS)

---

