

Figure 9
Inside of the EUT




Figure 10
Inside of the EUT




Figure 11
Inside of the EUT



Figure 12
Inside of the EUT



Figure 13
Inside of the EUT




Figure 14
Inside of the EUT



Figure 15
Inside of the EUT



Figure 16
Inside of the EUT




Figure 17
Inside of the EUT




Figure 18
Battery of the EUT



Figure 19
Battery of the EUT

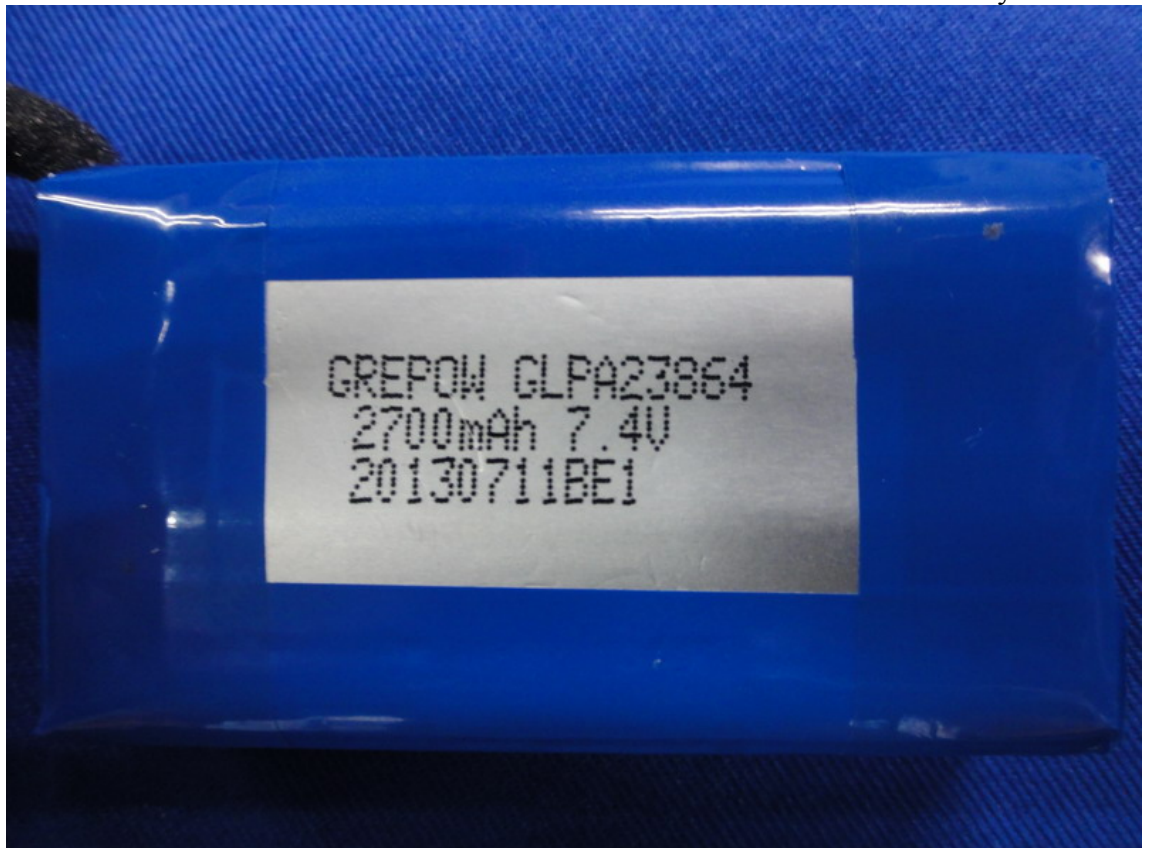


Figure 20
Component of the PCB Board




Figure 21
Component of the PCB Board




Figure 22
Component of the PCB Board




Figure 23
Component of the PCB Board




Figure 24
Component of the PCB Board




Figure 25
Component of the PCB Board




Figure 26
Component of the PCB Board




Figure 27
Component of the PCB Board




Figure 28
Component of the PCB Board




Figure 29
Speaker




Figure 30
Power Adapter#1



Figure 31
Power Adapter#1



Figure 32
Power Adapter#2



Figure 33
Power Adapter#2



Figure 34
Power Adapter#2



Figure 35
Audio Cable

