

APPLICATION FOR CERTIFICATION
On Behalf of

Beautiful Enterprise Co., Ltd.

Wireless Sender / Receiver

Model Number: RF-RBAUX

FCC ID: UZZRFRBAUXWS02

Prepared for : Beautiful Enterprise Co., Ltd.
26th Floor, Beautiful Group Tower, 77 Connaught Road
Central, HK

Prepared By : Audix Technology (Shenzhen) Co., Ltd.
No. 6, Ke Feng Rd., 52 Block,
Shenzhen Science & Industrial Park,
Nantou, Shenzhen, Guangdong, China

Tel: (0755) 26639496

Report Number : ACS-F09133
Date of Test : Jun.18~22, 2009
Date of Report : Jul.03, 2009

TABLE OF CONTENTS

Description	Page
1. SUMMARY OF STANDARDS AND RESULTS.....	1-1
1.1. Description of Standards and Results	1-1
2. GENERAL INFORMATION	2-1
2.1. Description of Device (EUT)	2-1
2.2. Test Information.....	2-2
2.3. Tested Supporting System Details	2-2
2.4. Test Facility	2-3
2.5. Measurement Uncertainty (95% confidence levels, k=2)	2-3
3. POWER LINE CONDUCTED EMISSION TEST	3-1
3.1. Test Equipments.....	3-1
3.2. Block Diagram of Test Setup.....	3-1
3.3. Power Line Conducted Emission Test Limits.....	3-1
3.4. Configuration of EUT on Test	3-2
3.5. Operating Condition of EUT.....	3-2
3.6. Test Procedure.....	3-2
3.7. Power Line Conducted Emission Test Results	3-2
4. RADIATED EMISSION TEST	4-1
4.1. Test Equipment	4-1
4.2. Block Diagram of Test Setup.....	4-1
4.3. Radiated Emission Limit.....	4-2
4.4. EUT Configuration on Test.....	4-3
4.5. Operating Condition of EUT.....	4-3
4.6. Test Procedure.....	4-3
4.7. Radiated Emission Test Results	4-4
5. BAND EDGE COMPLIANCE TEST	5-1
5.1. Test Equipment	5-1
5.2. Limit.....	5-1
5.3. Test Produce	5-1
5.4. Test Results	5-1
6. 6dB Bandwidth Test.....	6-1
6.1. Test Equipment	6-1
6.2. Limit.....	6-1
6.3. Test Procedure.....	6-1
6.4. Test Results	6-1
7. OUTPUT POWER TEST.....	7-1
7.1. Test Equipment	7-1
7.2. Limit(FCC Part 15C 15.247 b(3)).....	7-1
7.3. Test Procedure.....	7-1
7.4. Test Results	7-2
8. POWER SPECTRAL DENSITY TEST	8-1
8.1. Test Equipment	8-1
8.2. Limit.....	8-1
8.3. Test Procedure.....	8-1
8.4. Test Results	8-2
9. ANTENNA REQUIREMENT	9-1

10. MPE ESTIMATION 10-1
10.1. Limit for General Population / Uncontrolled Exposures10-1
10.2. Estimation Result10-1

11. DEVIATION TO TEST SPECIFICATIONS..... 11-1

12. PHOTOGRAPH OF TEST 12-1
12.1. Photos of Power Line Conducted Emission Test12-1
12.2. Photos of Radiated Emission Test.....12-2

13. PHOTOGRAPH OF EUT 13-1

TEST REPORT CERTIFICATION

Applicant : Beautiful Enterprise Co., Ltd.
 Manufacturer : Shenzhen Synchron Electronics Co., Ltd
 EUT Description : Wireless Sender / Receiver
 Model Number : RF-RBAUX
 FCC ID : UZZRFRBAUXWS02
 Power Supply : DC 5V
 Test Voltage : DC 5V From Adapter Input AC 120V/60Hz

Test Procedure Used:

FCC Rules and Regulations Part 15 Subpart C 2008

The device described above is tested by AUDIX TECHNOLOGY (SHENZHEN) CO., LTD. to determine the maximum emission levels emanating from the device. The maximum emission levels are compared to the FCC Part 15 Subpart C limits both radiated and conducted emissions.

The test results are contained in this test report and AUDIX TECHNOLOGY (SHENZHEN) CO., LTD. is assumed full responsibility for the accuracy and completeness of these tests. Also, this report shows that the Equipment Under Test (EUT) is to be technically compliant with the FCC requirements.

This report applies to above tested sample only. This report shall not be reproduced in part without written approval of AUDIX TECHNOLOGY (SHENZHEN) CO., LTD.

Date of Test : Jun. 18th 22, 2009

Prepared by :

Edie Huang
 Edie Huang / Assistant

Reviewer :

Jamy Yu
 Jamy Yu / Senior Engineer

Approved & Authorized Signer :



Ken Lu / Manager

1. SUMMARY OF STANDARDS AND RESULTS

1.1. Description of Standards and Results

The EUT have been tested according to the applicable standards as referenced below.

EMISSION		
Description of Test Item	Standard	Results
Power Line Conducted Emission Test	FCC Part 15: 15.207 ANSI C63.4: 2003 KDB558074	PASS
Radiated Emission Test	FCC Part 15: 15.209 ANSI C63.4: 2003 KDB558074	PASS
Band Edge Compliance Test	FCC Part 15: 15.247 ANSI C63.4: 2003 KDB558074	PASS
Conducted spurious emissions test	FCC Part 15: 15.247 KDB558074	PASS
6dB Bandwidth Test	FCC Part 15: 15.247 KDB558074	PASS
Output Power Test	FCC Part 15: 15.247 KDB558074	PASS
Power Spectral Density Test	FCC Part 15: 15.247 KDB558074	PASS
Antenna requirement	FCC Part 15: 15.203	PASS

2. GENERAL INFORMATION

2.1. Description of Device (EUT)

EUT Description	: Wireless Sender / Receiver
Model Number	: RF-RBAUX
FCC ID	: UZZRFRBAUXWS02
Operation Frequency	: 2412MHz – 2462MHz
Modulation Technology	: OFDM
PK Output Power	: 23.05dBm
Antenna Assembly Gain	: Two antenna with Gain: 2.15dBi (Note)
Power Supply	: DC 5V From Adapter Input AC 120V/60Hz (The supply voltage was varied between 85% and 115% of the nominal rated (120V/60Hz) supply voltage. And all the emissions include fundamental emissions had no change. So only the nominal power supply test data were recorded.)
Applicant	: Beautiful Enterprise Co., Ltd. 26 th Floor, Beautiful Group Tower, 77 Connaught Road Central, HK
Manufacturer	: Shenzhen Synchron Electronics Co., Ltd No. 9 Mei Li Road, Xia Mei Lin, Fu Tian Area, Shenzhen, China
Adapter	: Manufacturer: LISTED M/N: PLR-050060 Cable: Unshielded, Undetachable, 2m
Date of Test	: Jun.18~22, 2009
Date of Receipt	: Jun.17, 2009
Sample Type	: Prototype production

Note: This device have two same antennas, and this two antennas will not work at the same time.

2.2. Test Information

The test software “AM2Gdebug” was used to control EUT work in Continuous TX mode, and select test channel and Tx Antenna

Channel	Frequency (MHz)
CH Low	2412
CH Mid	2437
CH High	2462

2.3. Tested Supporting System Details

2.3.1. NOTEBOOK

M/N : PP09S
 S/N : N/A
 Manufacturer : DELL
 Power Adaptor : Manufacturer: DELL,
 M/N: LA65NS1-00
 Cable: Unshielded, Detachable, 4.0m
 (Bond one ferrite core)

2.4. Test Facility

Site Description

Name of Firm	:	Audix Technology (Shenzhen) Co., Ltd. No. 6, Ke Feng Rd., 52 Block, Shenzhen Science & Industrial Park, Nantou, Shenzhen, Guangdong, China
3m Anechoic Chamber	:	Mar.31, 2009 File on Federal Communication Commission Registration Number: 90454
3m & 10m Anechoic Chamber	:	Jan. 31, 2007 File on Federal Communication Commission Registration Number: 794232
EMC Lab.	:	Accredited by DATech, German Registration Number: DAT-P-091/99-01 Feb. 02, 2009 Accredited by NVLAP, USA NVLAP Code: 200372-0 Apr. 01, 2009

2.5. Measurement Uncertainty (95% confidence levels, k=2)

Test Item	Uncertainty
Uncertainty for Conduction emission test in No. 1 Conduction	2.40dB
Uncertainty for Radiation Emission test in 3m chamber	3.78 dB (Polarize: V)
	4.20 dB (Polarize: H)
Uncertainty for Conduction Spurious emission test	2.10 dB
Uncertainty for Output power test	0.94 dB
Uncertainty for Power density test	2.10 dB
Uncertainty for Temperature and humidity test	2%
	1°C
Uncertainty for Frequency range test	1×10^{-9}
Uncertainty for Bandwidth test	1×10^{-9}
Uncertainty for DC power test	0.042 %
Uncertainty for test site temperature and humidity	0.6°C
	3%

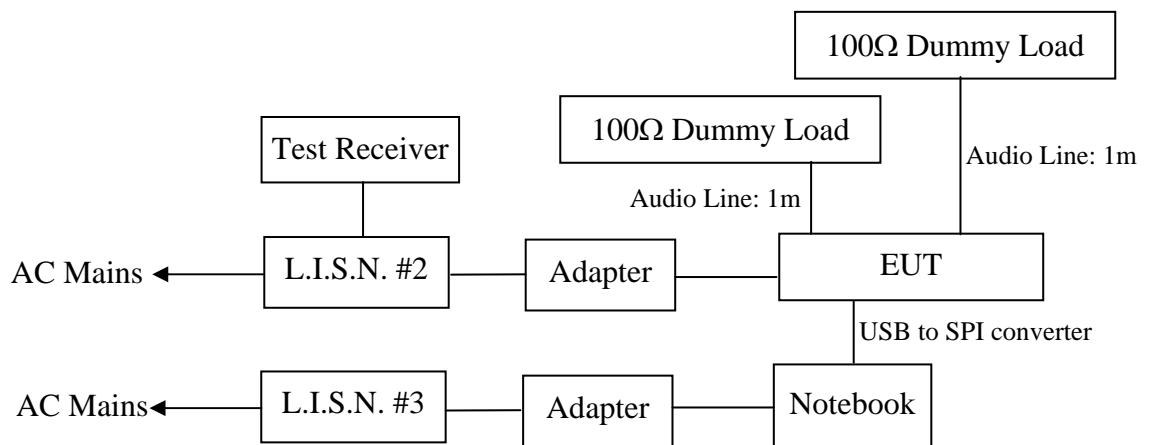
3. POWER LINE CONDUCTED EMISSION TEST

3.1. Test Equipments

Item	Equipment	Manufacturer	Model No.	Serial No.	Last Cal.	Cal. Interval
1	Test Receiver	Rohde & Schwarz	ESHS10	838693/001	Jan.10, 09	1 Year
2	L.I.S.N.#2	Kyoritsu	KNW-407	8-1636-1	May.08, 09	1 Year
3	L.I.S.N.#3	Kyoritsu	KNW-242C	8-1920-1	May.08, 09	1 Year
4	Terminator	Hubersuhner	50Ω	No. 1	May.08, 09	1 Year
5	RF Cable	Fujikura	3D-2W	LISN Cable 1#	May.08, 09	1 Year
6	Coaxial Switch	Anritsu	MP59B	M55367	May.08, 09	1 Year
7	Pulse Limiter	Rohde & Schwarz	ESH3-Z2	100341	May.08, 09	1 Year

3.2. Block Diagram of Test Setup

3.2.1. Block diagram of connection between the EUT and Supporting System



(EUT: Wireless Sender / Receiver)

3.3. Power Line Conducted Emission Test Limits

Frequency	Maximum RF Line Voltage	
	Quasi-Peak Level dB(μV)	Average Level dB(μV)
150kHz ~ 500kHz	66 ~ 56*	56 ~ 46*
500kHz ~ 5MHz	56	46
5MHz ~ 30MHz	60	50

Notes: 1. * Decreasing linearly with logarithm of frequency.

2. The lower limit shall apply at the transition frequencies.

3.4.Configuration of EUT on Test

The following equipment are installed on Power Line Conducted Emission Test to meet the commission requirement and operating regulations in a manner which tends to maximize its emission characteristics in a normal application.

3.5.Operating Condition of EUT

3.5.1. Setup the EUT and simulator as shown as Section 3.2.

3.5.2. Turned on the power of all equipment.

3.5.3. Notebook run test software to controll the EUT worked in test mode (Tx Mode) and measured it.

3.6.Test Procedure

The EUT was placed on a non-metallic table, 80cm above the ground plane. The EUT Power Via Adapter connected to the power mains through a line impedance stabilization network (L.I.S.N. 2#). The other peripheral devices power cord connected to the power mains through a line impedance stabilization network (L.I.S.N.#3). The AC line are checked to find out the maximum conducted emission. In order to find the maximum emission levels, the relative positions of equipment and all of the interface cables shall be changed according to ANSI C63.4: 2003 on Conducted Emission Test.

The bandwidth of test receiver (R & S ESHS10) is set at 10kHz.

The frequency range from 150kHz to 30MHz is checked.

The test result are reported on Section 3.7.,

3.7.Power Line Conducted Emission Test Results

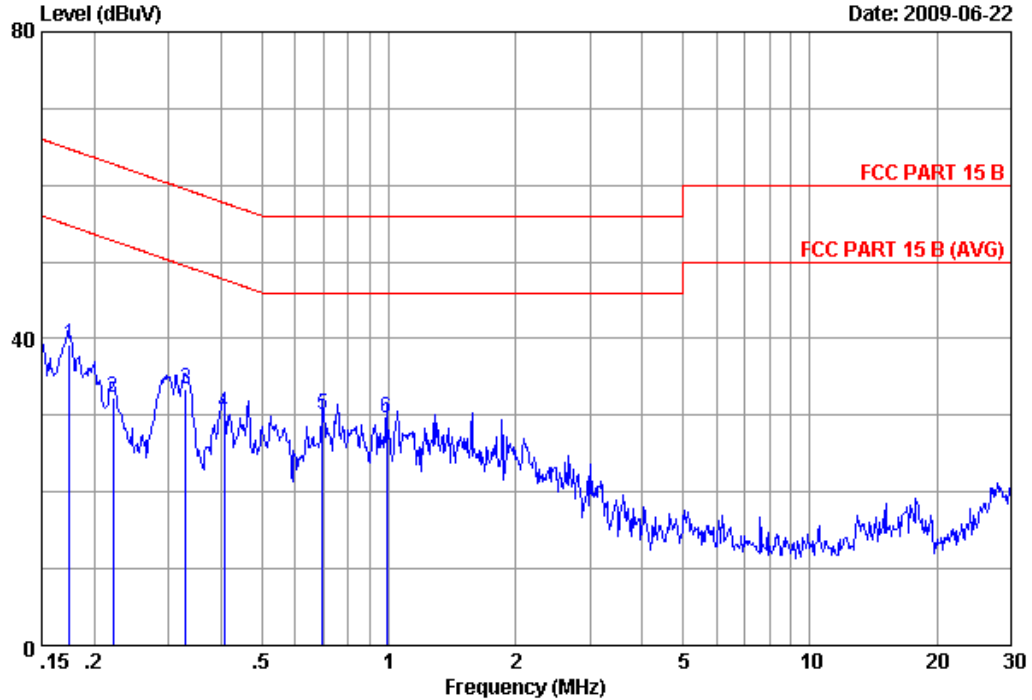
PASS.



NO.6 Ke Feng Road,Block 52,
Shenzhen Science&Industry Park
Nantou, Shenzhen,Guang dong, China.
Tel:+86-755-26639495
Fax:+86-755-26632877
Postcode:518057

Data: 4 File: D:\DATA\2009 Report\B\Beautiful\ACS9Q916.EM6 (8)

Date: 2009-06-22



Site no :Audix No.1 Conduction Data no :4
 Dis./Ant. **: 2009 KNW407 VA
 Limit :FCC PART 15 B
 Env./Ins. :Temp:23'C Humi:54% Engineer :Paul Tian
 EUT :Wireless Sender / Receiver
 Power Rating :DC 5V From Adapter input 120V/60Hz
 Test Mode :Tx
 :M/N:RF-RBAUX

No	Freq (MHz)	LISN Factor (dB)	Cable Loss (dB)	Reading (dBuV)	Emission Level (dBuV)	Limits (dBuV)	Margin (dB)	Remark
1	0.17491	0.44	9.88	28.93	39.25	64.72	25.47	QP
2	0.22201	0.42	9.88	22.12	32.42	62.74	30.32	QP
3	0.33033	0.37	9.89	23.27	33.53	59.44	25.91	QP
4	0.40615	0.35	9.89	20.06	30.30	57.73	27.43	QP
5	0.69725	0.36	9.89	19.89	30.14	56.00	25.86	QP
6	0.98914	0.33	9.89	19.39	29.61	56.00	26.39	QP

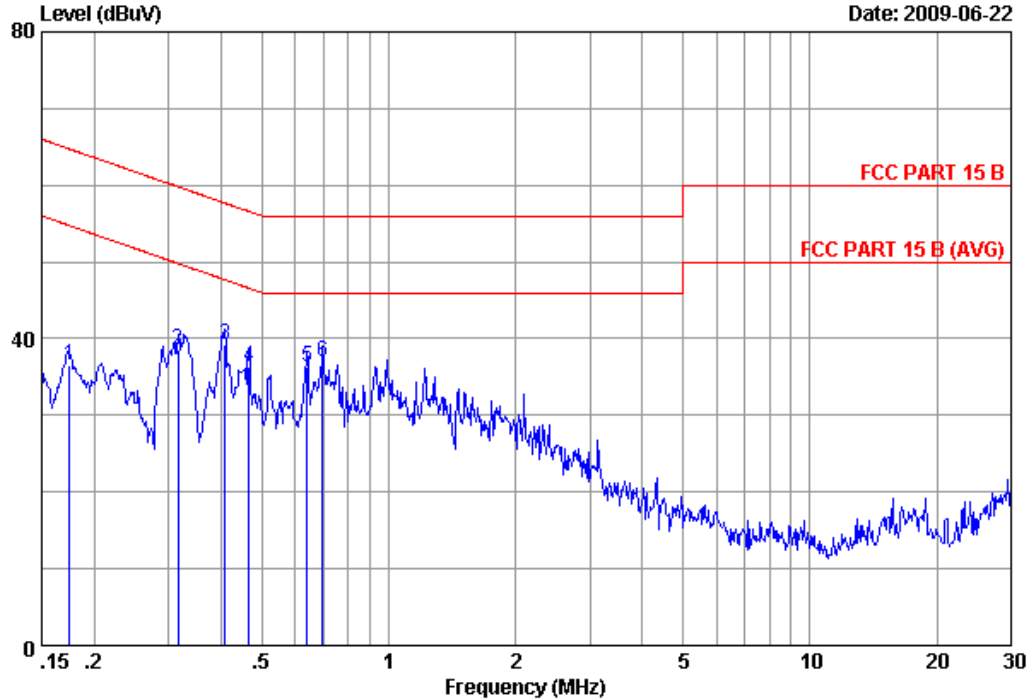
Remarks: 1.Emission Level=LISN Factor+Cable Loss(Include 10dB pulse limit)+Reading
 2.If the average limit is met when using a quasi-peak detector.
 the EUT shall be deemed to meet both limits and measurement
 with average detector is unnecessary.



NO.6 Ke Feng Road,Block 52,
 Shenzhen Science&Industry Park
 Nantou, Shenzhen,Guang dong, China.
 Tel:+86-755-26639495
 Fax:+86-755-26632877
 Postcode:518057

Data: 3 File: D:\DATA\2009 Report\B\Beautiful\ACS9Q916.EM6 (8)

Date: 2009-06-22



Site no :Audix No.1 Conduction Data no :3
 Dis./Ant. :** 2009 KNW407 VB
 Limit :FCC PART 15 B
 Env./Ins. :Temp:23'C Humi:54% Engineer :Paul Tian
 EUT :Wireless Sender / Receiver
 Power Rating :DC 5V From Adapter input 120V/60Hz
 Test Mode :Tx
 :M/N:RF-RBAUX

No	Freq (MHz)	LISN Factor (dB)	Cable Loss (dB)	Reading (dBuV)	Emission Level (dBuV)	Limits (dBuV)	Margin (dB)	Remark
1	0.17491	0.46	9.88	26.14	36.48	64.72	28.24	QP
2	0.31662	0.39	9.89	28.23	38.51	59.80	21.29	QP
3	0.40831	0.36	9.89	28.97	39.22	57.68	18.46	QP
4	0.46614	0.35	9.89	26.04	36.28	56.58	20.30	QP
5	0.64058	0.35	9.89	26.10	36.34	56.00	19.66	QP
6	0.69725	0.35	9.89	26.77	37.01	56.00	18.99	QP

Remarks: 1.Emission Level=LISN Factor+Cable Loss(Include 10dB pulse limit)+Reading
 2.If the average limit is met when using a quasi-peak detector.
 the EUT shall be deemed to meet both limits and measurement
 with average detector is unnecessary.

4. RADIATED EMISSION TEST

4.1. Test Equipment

Frequency rang: 30~1000MHz

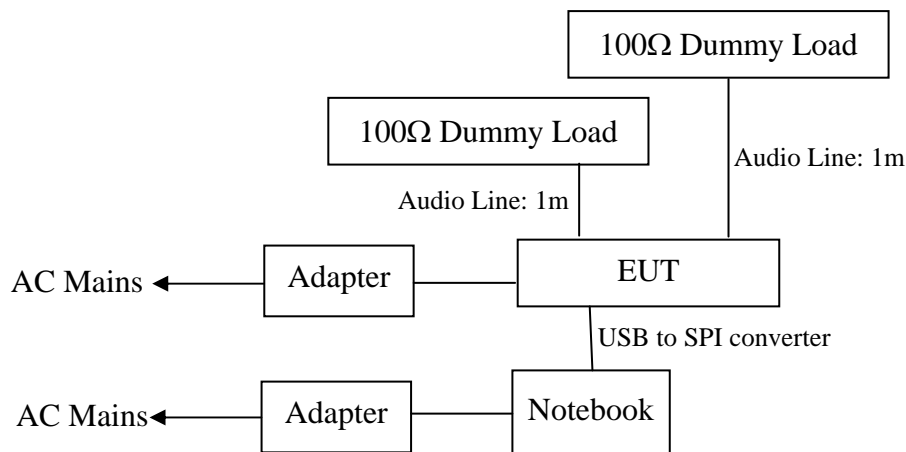
Item	Equipment	Manufacturer	Model No.	Serial No.	Last Cal.	Cal. Interval
1	3#Chamber	AUDIX	N/A	N/A	Dec.05,08	1 Year
2	EMI Spectrum	Agilent	E4407B	MY41440292	May.08, 09	1 Year
3	Test Receiver	Rohde & Schwarz	ESVS10	834468/011	May.08, 09	1 Year
4	Amplifier	HP	8447D	2648A04738	May.08, 09	1 Year
5	Bilog Antenna	Schaffner	CBL6111C	2598	Nov.10, 08	1 Year
6	RF Cable	MIYAZAKI	8D-FB	3# Chamber No.1	May.08, 09	1 Year
7	Coaxial Switch	Anritsu	MP59B	M73989	May.08, 09	1 Year

Frequency rang: above 1000MHz

Item	Equipment	Manufacturer	Model No.	Serial No.	Last Cal.	Cal. Interval
1	Spectrum Analyzer	Agilent	E4446A	US44300459	May.08, 09	1 Year
2	Horn Antenna	EMCO	3115	9607-4877	May.27, 08	1.5 Year
3	Amplifier	Agilent	8449B	3008A02495	Nov.24,08	1 Year
4	RF Cable	Hubersuhner	SUCOFLEX102	28620/2	May.08, 09	1 Year
5	RF Cable	Hubersuhner	SUCOFLEX102	271471/4	May.08, 09	1 Year
6	RF Cable	Hubersuhner	SUCOFLEX102	29086/2	May.08, 09	1 Year

4.2. Block Diagram of Test Setup

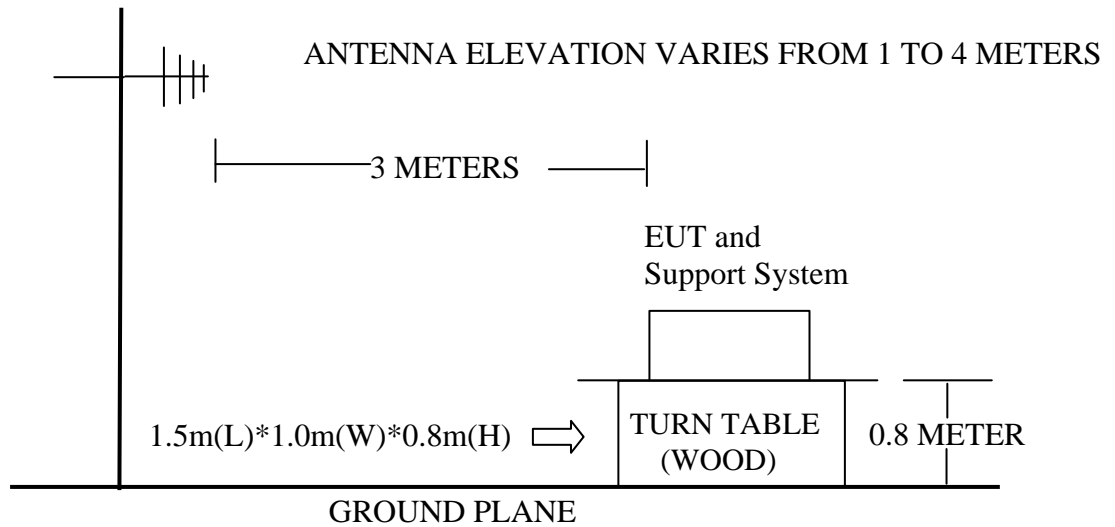
4.2.1. Block diagram of connection between the EUT and Supporting System



(EUT: Wireless Sender / Receiver)

4.2.2. In Anechoic Chamber

ANTENNA TOWER



4.3. Radiated Emission Limit

4.3.1. 15.209 limits

FREQUENCY MHz	DISTANCE Meters	FIELD STRENGTHS LIMIT	
		$\mu\text{V}/\text{m}$	$\text{dB}(\mu\text{V})/\text{m}$
30 ~ 88	3	100	40.0
88 ~ 216	3	150	43.5
216 ~ 960	3	200	46.0
960 ~ 1000	3	500	54.0
Above 1000	3	74.0 $\text{dB}(\mu\text{V})/\text{m}$ (Peak) 54.0 $\text{dB}(\mu\text{V})/\text{m}$ (Average)	

- Remark :
- (1) Emission level $\text{dB}\mu\text{V} = 20 \log$ Emission level $\mu\text{V}/\text{m}$
 - (2) The smaller limit shall apply at the cross point between two frequency bands.
 - (3) Distance is the distance in meters between the measuring instrument, antenna and the closest point of any part of the device or system.

4.3.2. 15.205 Restricted bands of operation

MHz	MHz	MHz	GHz
0.090 - 0.110	16.42 - 16.423	399.9 - 410	4.5 - 5.15
¹ 0.495 - 0.505	16.69475 - 16.69525	608 - 614	5.35 - 5.46
2.1735 - 2.1905	16.80425 - 16.80475	960 - 1240	7.25 - 7.75
4.125 - 4.128	25.5 - 25.67	1300 - 1427	8.025 - 8.5
4.17725 - 4.17775	37.5 - 38.25	1435 - 1626.5	9.0 - 9.2
4.20725 - 4.20775	73 - 74.6	1645.5 - 1646.5	9.3 - 9.5
6.215 - 6.218	74.8 - 75.2	1660 - 1710	10.6 - 12.7
6.26775 - 6.26825	108 - 121.94	1718.8 - 1722.2	13.25 - 13.4
6.31175 - 6.31225	123 - 138	2200 - 2300	14.47 - 14.5
8.291 - 8.294	149.9 - 150.05	2310 - 2390	15.35 - 16.2
8.362 - 8.366	156.52475 - 156.52525	2483.5 - 2500	17.7 - 21.4
8.37625 - 8.38675	156.7 - 156.9	2690 - 2900	22.01 - 23.12
8.41425 - 8.41475	162.0125 - 167.17	3260 - 3267	23.6 - 24.0
12.29 - 12.293	167.72 - 173.2	3332 - 3339	31.2 - 31.8
12.51975 - 12.52025	240 - 285	3345.8 - 3358	36.43 - 36.5
12.57675 - 12.57725	322 - 335.4	3600 - 4400	(²)

All the emissions appearing within 15.205 restricted frequency bands shall not exceed the limits shown in 15.209, all the other emissions shall be at least 20dB below the fundamental emissions, or comply with 15.209 limits.

4.4.EUT Configuration on Test

The following equipment are installed on Radiated Emission Test to meet the commission requirements and operating regulations in a manner which tends to maximize its emission characteristics in normal application.

4.5.Operating Condition of EUT

4.5.1. Setup the EUT and simulator as shown as Section 4.2.

4.5.2. Turned on the power of all equipment.

4.5.3. Notebook run test software to controll the EUT worked in test mode (Tx Mode) and measured it.

4.6.Test Procedure

EUT and its simulators are placed on a turn table, which is 0.8 meter high above ground. The turn table can rotate 360 degrees to determine the position of the maximum emission level. Power on the EUT and let it working in test mode, then test it. EUT is set 3 meters away from the receiving antenna, which is mounted on a antenna tower. The antenna can be moved up and down between 1 meter and 4 meters to find out the maximum emission level. Broadband antenna (calibrated bilog antenna) is used as receiving antenna. Both horizontal and vertical polarization of the antenna are set on test.

The bandwidth of the EMI test receiver (R&S ESVS10) is set at 120kHz for frequency range from 30MHz to 1000 MHz.

The bandwidth of the Spectrum's VBW is set at 1MHz and RBW is set at 1MHz for peak emissions measurement above 1GHz and 1MHz RBW, 10Hz VBW for average emissions measure above 1GHz

The frequency range from 30MHz to 10th harmonic (25GHz) are checked. and no any emissions were found from 18GHz to 25 GHz, So the radiated emissions from 18GHz to 25GHz were not record.

4.7.Radiated Emission Test Results

PASS.

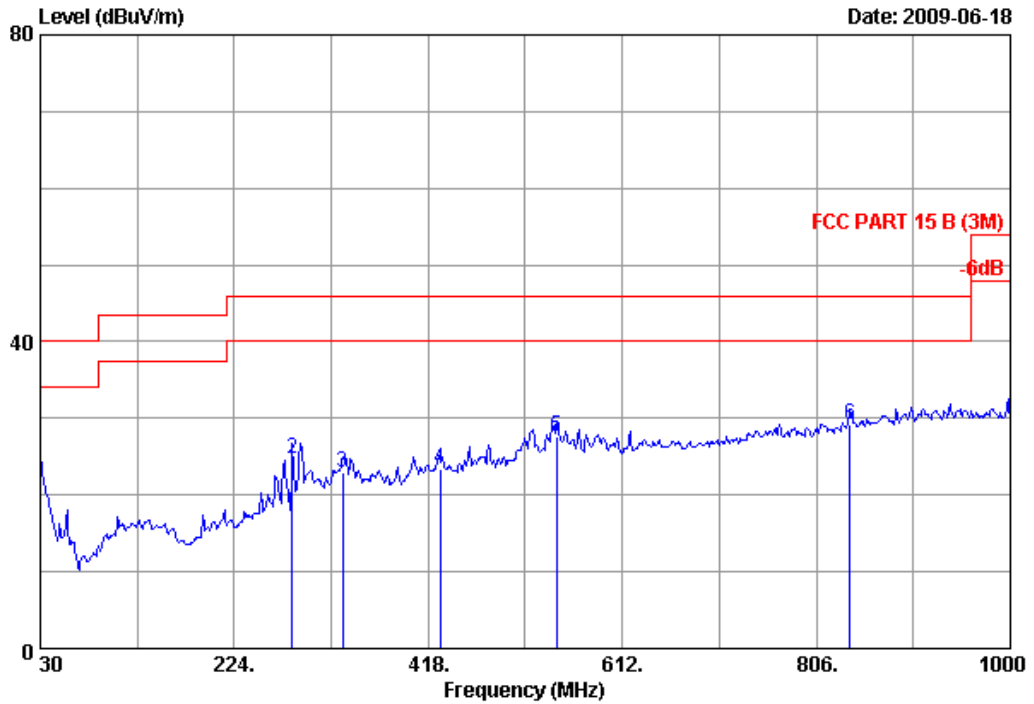
All the emissions from 30MHz to 25 GHz were comply with 15.209 limits.

Frequency: 30MHz~1GHz



No.6,Ke Feng Road,Block 52,
Shenzhen Science&Industry Park
Nantou Shenzhen,Guangdong,China
Tel:+86-755-26639495
Fax:+86-755-26632877
Postcode:518057

Data: 2 File: D:\2009 Report Data\B\Beautiful\ACS90916.EM6 (6)



Site no. : 3m Chamber Data no. : 2
 Dis. / Ant. : 3m CBL6111C Ant. pol. : HORIZONTAL
 Limit : FCC PART 15 B (3M)
 Env. / Ins. : 24°C/56% Engineer : Cary Luo
 EUT : Wireless Sender / Receiver
 Power Rating : DC 5V From Adapter input 120V/60Hz
 Test Mode : Tx
 M/N:RF-RBAUX

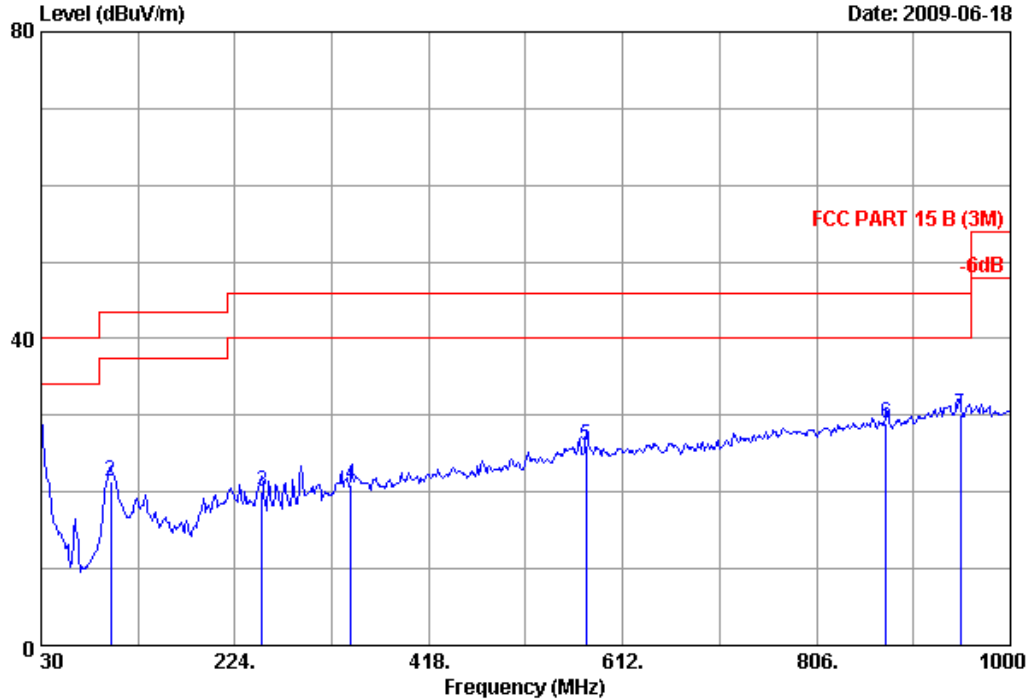
No.	Freq. (MHz)	Ant. Cable		Emission				Remark
		Factor (dB/m)	Loss (dB)	Reading (dBuV)	Level (dBuV/m)	Limits (dBuV/m)	Margin (dB)	
1	30.000	19.86	0.52	2.51	22.89	40.00	17.11	QP
2	282.200	13.23	1.70	9.76	24.69	46.00	21.31	QP
3	332.640	14.43	1.79	6.64	22.86	46.00	23.14	QP
4	429.640	16.90	2.02	4.42	23.34	46.00	22.66	QP
5	546.040	18.51	2.36	6.69	27.56	46.00	18.44	QP
6	839.950	22.38	3.10	3.77	29.25	46.00	16.75	QP

Remarks: 1. Emission Level= Antenna Factor + Cable Loss + Reading.
 2. The emission levels that are 20dB below the official limit are not reported.



No.6,Ke Feng Road,Block 52,
Shenzhen Science&Industry Park
Nantou Shenzhen,Guangdong,China
Tel:+86-755-26639495
Fax:+86-755-26632877
Postcode:518057

Data: 1 File: D:\2009 Report Data\B\Beautiful\ACS9Q916.EM6 (6)



Site no. : 3m Chamber Data no. : 1
 Dis. / Ant. : 3m CBL6111C Ant. pol. : VERTICAL
 Limit : FCC PART 15 B (3M)
 Env. / Ins. : 24°C/56% Engineer : Cary Luo
 EUT : Wireless Sender / Receiver
 Power Rating : DC 5V From Adapter input 120V/60Hz
 Test Mode : Tx
 M/N:RF-RBAUX

	Freq. (MHz)	Ant. Factor (dB/m)	Cable Loss (dB)	Emission Reading (dBuV)	Level (dBuV/m)	Limits (dBuV/m)	Margin (dB)	Remark
1	30.000	19.86	0.52	7.22	27.60	40.00	12.40	QP
2	99.840	10.23	0.90	10.20	21.33	43.50	22.17	QP
3	251.160	12.75	1.64	5.73	20.12	46.00	25.88	QP
4	340.400	14.71	1.81	4.35	20.87	46.00	25.13	QP
5	575.140	19.37	2.43	4.20	26.00	46.00	20.00	QP
6	875.840	22.55	3.15	3.17	28.87	46.00	17.13	QP
7	949.560	23.78	3.35	2.99	30.12	46.00	15.88	QP

Remarks: 1. Emission Level= Antenna Factor + Cable Loss + Reading.
 2. The emission levels that are 20dB below the official limit are not reported.

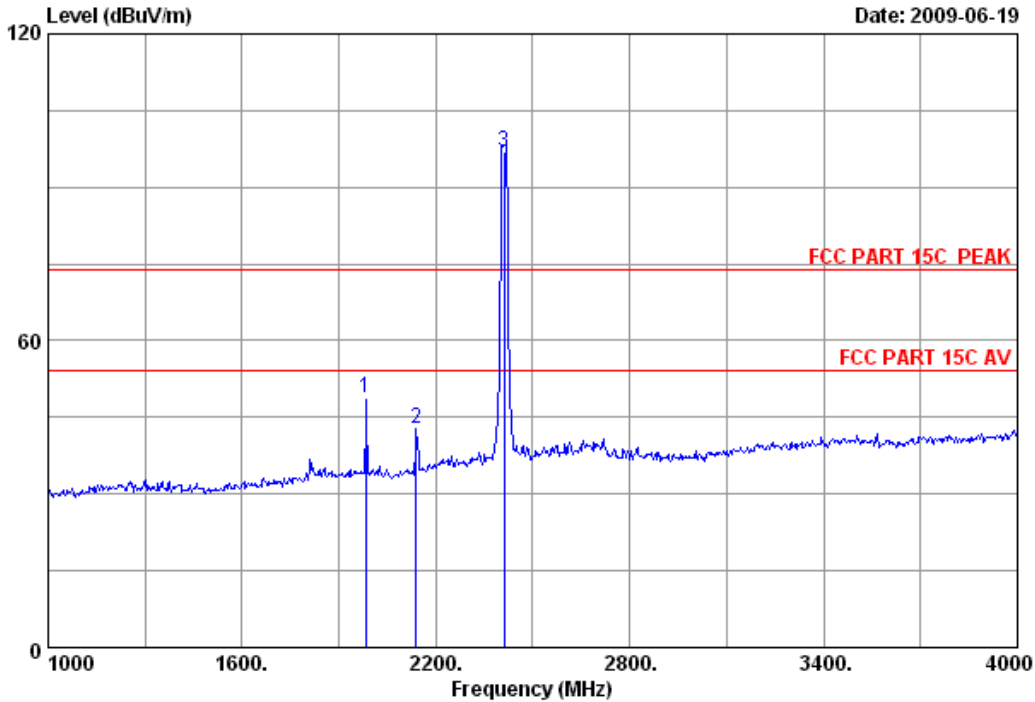
Frequency: Above 1GHz
Antenna 0



No.6 Ke Feng Road,Block 52,
ShenZhen Science & Industry Park
Noutou,ShenZhen, GuangDong, China
Tel:+86-755-26639495-7
Fax:+86-755-26632877
Postcode:518057

Data: 1 File: E:\2009 report data\B\ACS90916.EM6.bak (52)

Date: 2009-06-19



Site no. : 3m Chamber Data no. : 1
 Dis. / Ant. : 3m 3115 Ant. pol. : HORIZONTAL
 Limit : FCC PART 15C PEAK
 Env. / Ins. : 23°C/54% Engineer : Paul Tian
 EUT : Wireless Sender / Receiver
 Power : DC 5V From Adapter input 120V/60Hz
 Test mode : Tx ATO 2412MHz
 M/N:RF-RBAUX

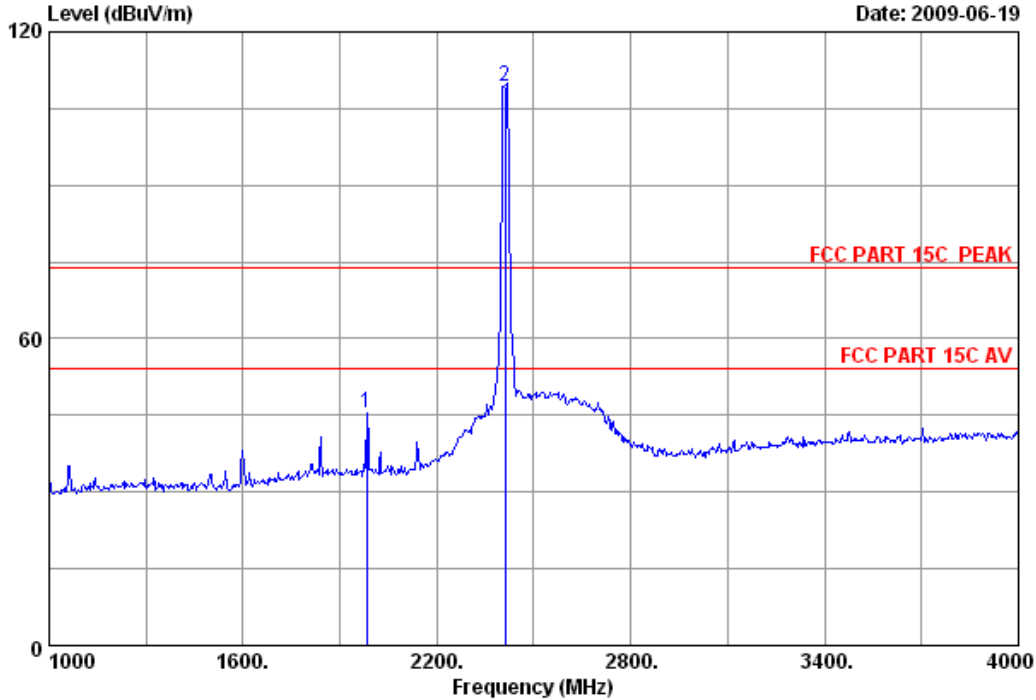
	Ant. Freq. (MHz)	Ant. Factor (dB/m)	Cable loss (dB)	Amp. Factor (dB)	Emission Reading (dbuv)	Emission Level (dBUV/m)	Limits (dBUV/m)	Margin (dB)	Remark
1	1984.000	27.83	6.16	35.20	50.10	48.89	74.00	25.11	Peak
2	2140.000	28.09	6.38	35.17	43.40	42.70	74.00	31.30	Peak
3	2412.000	28.48	6.73	35.12	96.96	97.05	74.00	-23.05	Peak

- Remarks:
1. Emission Level= Antenna Factor + Cable Loss -Amp Factor + Reading.
 2. The emission levels that are 20dB below the official limit are not reported.



No.6 Ke Feng Road,Block 52,
 ShenZhen Science & Industry Park
 Noutou,ShenZhen,GuangDong,China
 Tel:+86-755-26639495-7
 Fax:+86-755-26632877
 Postcode:518057

Data: 2 File: E:\2009 report data\B\ACS90916.EM6.bak (52)



Site no. : 3m Chamber Data no. : 2
 Dis. / Ant. : 3m 3115 Ant. pol. : VERTICAL
 Limit : FCC PART 15C PEAK
 Env. / Ins. : 23*C/54% Engineer : Paul Tian
 EUT : Wireless Sender / Receiver
 Power : DC 5V From Adapter input 120V/60Hz
 Test mode : Tx ATO 2412MHz
 M/N:RF-RBAUX

	Freq. (MHz)	Ant. Factor (dB/m)	Cable loss (dB)	Amp. Factor (dB)	Reading (dbuv)	Emission Level (dBuV/m)	Limits (dBuV/m)	Margin (dB)	Remark
1	1984.000	27.83	6.16	35.20	46.56	45.35	74.00	28.65	Peak
2	2412.000	28.48	6.73	35.12	109.29	109.38	74.00	-35.38	Peak

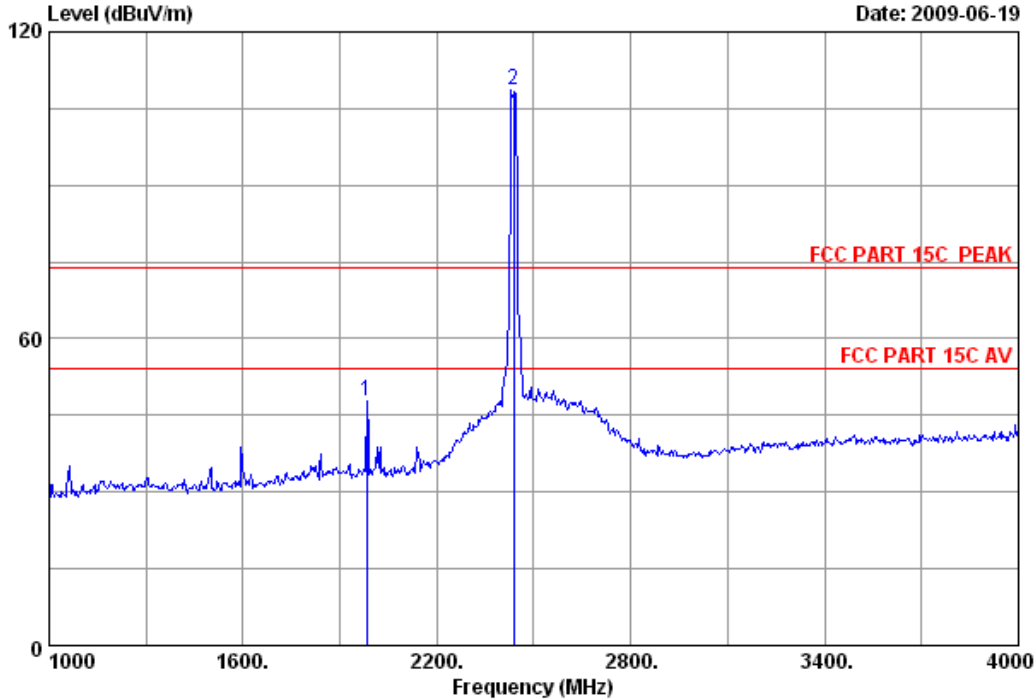
Remarks:

- Emission Level= Antenna Factor + Cable Loss -Amp Factor + Reading.
- The emission levels that are 20dB below the official limit are not reported.



No.6 Ke Feng Road,Block 52,
 ShenZhen Science & Industry Park
 Noutou,ShenZhen,GuangDong,China
 Tel:+86-755-26639495-7
 Fax:+86-755-26632877
 Postcode:518057

Data: 3 File: E:\2009 report data\B\ACS90916.EM6.bak (52)



Site no. : 3m Chamber Data no. : 3
 Dis. / Ant. : 3m 3115 Ant. pol. : VERTICAL
 Limit : FCC PART 15C PEAK
 Env. / Ins. : 23*C/54% Engineer : Paul Tian
 EUT : Wireless Sender / Receiver
 Power : DC 5V From Adapter input 120V/60Hz
 Test mode : Tx ATO 2438MHz
 M/N:RF-RBAUX

	Freq. (MHz)	Ant. Factor (dB/m)	Cable loss (dB)	Amp. Factor (dB)	Reading (dbuv)	Emission Level (dBuV/m)	Limits (dBuV/m)	Margin (dB)	Remark
1	1984.000	27.83	6.16	35.20	49.07	47.86	74.00	26.14	Peak
2	2438.000	28.53	6.80	35.11	108.48	108.70	74.00	-34.70	Peak

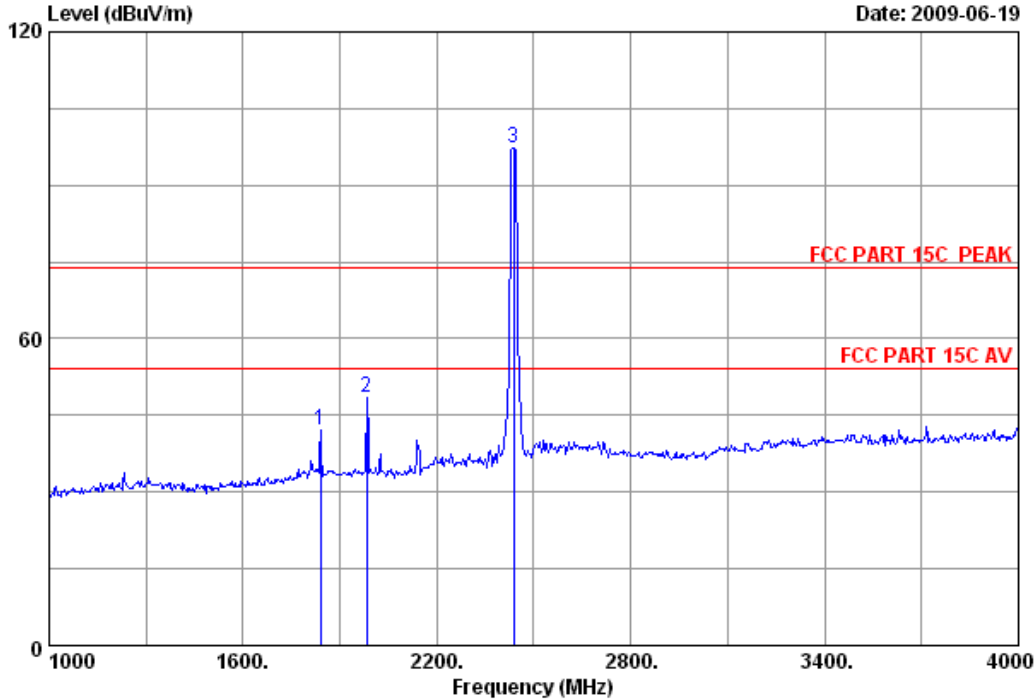
Remarks:

1. Emission Level= Antenna Factor + Cable Loss -Amp Factor + Reading.
2. The emission levels that are 20dB below the official limit are not reported.



No.6 Ke Feng Road,Block 52,
ShenZhen Science & Industry Park
Noutou,ShenZhen,GuangDong,China
Tel:+86-755-26639495-7
Fax:+86-755-26632877
Postcode:518057

Data: 4 File: E:\2009 report data\B\ACS90916.EM6.bak (52)



Site no. : 3m Chamber Data no. : 4
 Dis. / Ant. : 3m 3115 Ant. pol. : HORIZONTAL
 Limit : FCC PART 15C PEAK
 Env. / Ins. : 23*C/54% Engineer : Paul Tian
 EUT : Wireless Sender / Receiver
 Power : DC 5V From Adapter input 120V/60Hz
 Test mode : Tx ATO 2438MHz
 M/N:RF-RBAUX

	Ant.	Cable	Amp.	Emission					
Freq.	Factor	loss	Factor	Reading	Level	Limits	Margin	Remark	
(MHz)	(dB/m)	(dB)	(dB)	(dbuv)	(dBuV/m)	(dBuV/m)	(dB)		
1	1840.000	27.23	5.86	35.37	44.28	42.00	74.00	32.00	Peak
2	1984.000	27.83	6.16	35.20	49.70	48.49	74.00	25.51	Peak
3	2438.000	28.53	6.80	35.11	97.15	97.37	74.00	-23.37	Peak

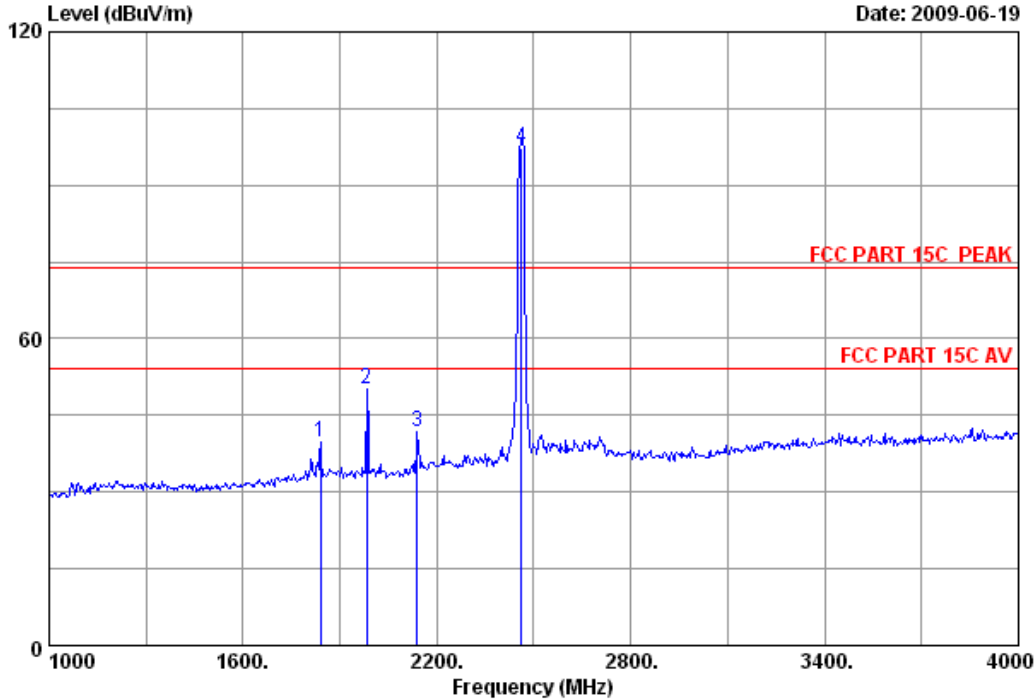
Remarks:

1. Emission Level= Antenna Factor + Cable Loss -Amp Factor + Reading.
2. The emission levels that are 20dB below the official limit are not reported.



No.6 Ke Feng Road,Block 52,
 ShenZhen Science & Industry Park
 Noutou,ShenZhen,GuangDong,China
 Tel:+86-755-26639495-7
 Fax:+86-755-26632877
 Postcode:518057

Data: 5 File: E:\2009 report data\B\ACS90916.EM6.bak (52)



Site no. : 3m Chamber Data no. : 5
 Dis. / Ant. : 3m 3115 Ant. pol. : HORIZONTAL
 Limit : FCC PART 15C PEAK
 Env. / Ins. : 23°C/54% Engineer : Paul Tian
 EUT : Wireless Sender / Receiver
 Power : DC 5V From Adapter input 120V/60Hz
 Test mode : Tx ATO 2462MHz
 M/N:RF-RBAUX

	Ant.	Cable	Amp.	Emission				
Freq.	Factor	loss	Factor	Reading	Level	Limits	Margin	Remark
(MHz)	(dB/m)	(dB)	(dB)	(dbuv)	(dBuV/m)	(dBuV/m)	(dB)	
1 1840.000	27.23	5.86	35.37	41.94	39.66	74.00	34.34	Peak
2 1984.000	27.83	6.16	35.20	51.47	50.26	74.00	23.74	Peak
3 2140.000	28.09	6.38	35.17	42.59	41.89	74.00	32.11	Peak
4 2462.000	28.55	6.84	35.11	97.05	97.33	74.00	-23.33	Peak

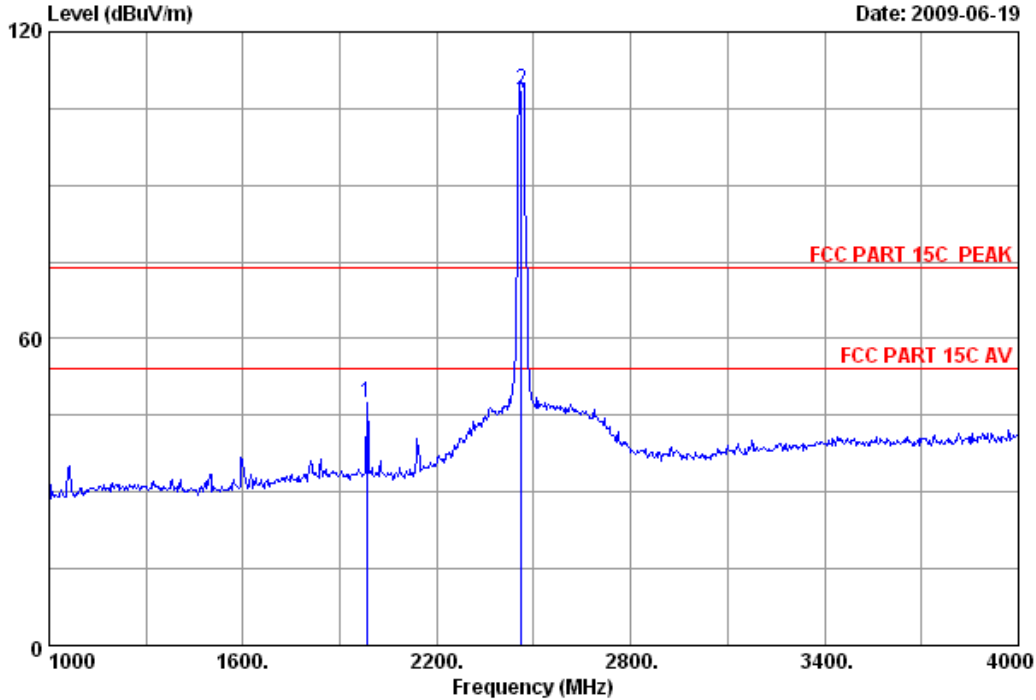
Remarks:

1. Emission Level= Antenna Factor + Cable Loss -Amp Factor + Reading.
2. The emission levels that are 20dB below the official limit are not reported.



No.6 Ke Feng Road,Block 52,
 ShenZhen Science & Industry Park
 Noutou,ShenZhen,GuangDong,China
 Tel:+86-755-26639495-7
 Fax:+86-755-26632877
 Postcode:518057

Data: 6 File: E:\2009 report data\B\ACS90916.EM6.bak (52)



Site no. : 3m Chamber Data no. : 6
 Dis. / Ant. : 3m 3115 Ant. pol. : VERTICAL
 Limit : FCC PART 15C PEAK
 Env. / Ins. : 23*C/54% Engineer : Paul Tian
 EUT : Wireless Sender / Receiver
 Power : DC 5V From Adapter input 120V/60Hz
 Test mode : Tx ATO 2462MHz
 M/N:RF-RBAUX

	Freq. (MHz)	Ant. Cable Amp.			Emission				
		Factor (dB/m)	loss (dB)	Factor (dB)	Reading (dbuv)	Level (dBuV/m)	Limits (dBuV/m)	Margin (dB)	Remark
1	1984.000	27.83	6.16	35.20	48.84	47.63	74.00	26.37	Peak
2	2462.000	28.55	6.84	35.11	108.30	108.58	74.00	-34.58	Peak

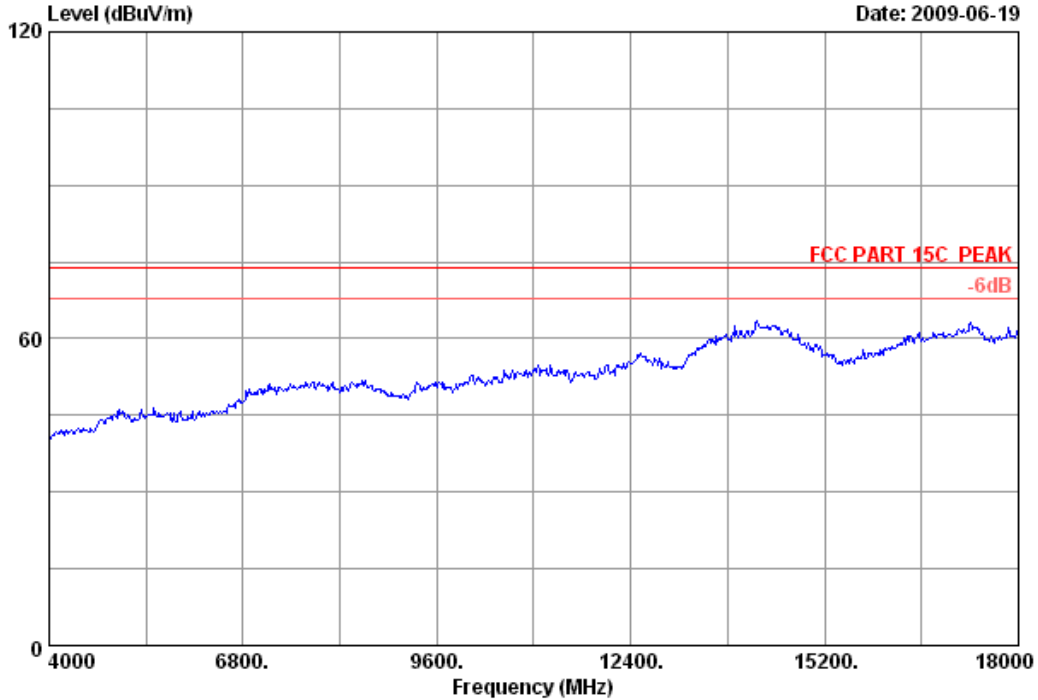
Remarks:

- Emission Level= Antenna Factor + Cable Loss -Amp Factor + Reading.
- The emission levels that are 20dB below the official limit are not reported.



No.6 Ke Feng Road,Block 52,
 ShenZhen Science & Industry Park
 Noutou,ShenZhen,GuangDong,China
 Tel:+86-755-26639495-7
 Fax:+86-755-26632877
 Postcode:518057

Data: 7 File: E:\2009 report data\B\ACS90916.EM6.bak (52)

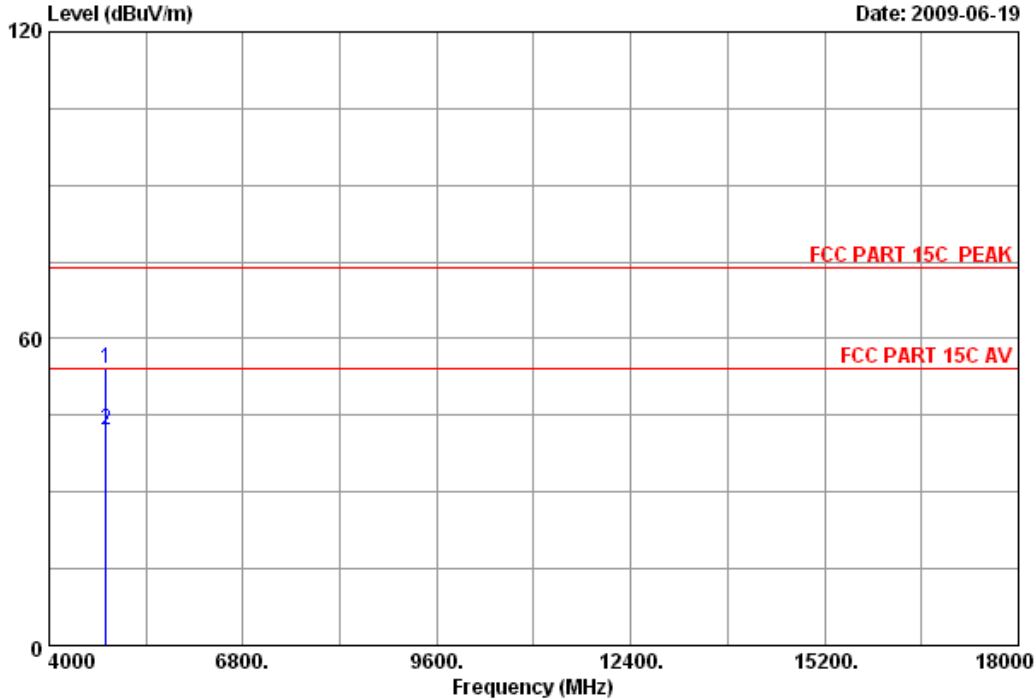


Site no.	: 3m Chamber	Data no.	: 7
Dis. / Ant.	: 3m 3115	Ant. pol.	: VERTICAL
Limit	: FCC PART 15C PEAK		
Env. / Ins.	: 23°C/54%	Engineer	: Paul Tian
EUT	: Wireless Sender / Receiver		
Power	: DC 5V From Adapter input 120V/60Hz		
Test mode	: Tx ATO 2412MHz		
	M/N:RF-RBAUX		



No.6 Ke Feng Road,Block 52,
 ShenZhen Science & Industry Park
 Noutou,ShenZhen,GuangDong,China
 Tel:+86-755-26639495-7
 Fax:+86-755-26632877
 Postcode:518057

Data: 8 File: E:\2009 report data\B\ACS90916.EM6.bak (52)



Site no. : 3m Chamber Data no. : 8
 Dis. / Ant. : 3m 3115 Ant. pol. : VERTICAL
 Limit : FCC PART 15C PEAK
 Env. / Ins. : 23*C/54% Engineer : Paul Tian
 EUT : Wireless Sender / Receiver
 Power : DC 5V From Adapter input 120V/60Hz
 Test mode : Tx ATO 2412MHz
 M/N:RF-RBAUX

	Freq. (MHz)	Ant. Factor (dB/m)	Cable loss (dB)	Amp. Factor (dB)	Reading (dbuv)	Emission Level (dBuV/m)	Limits (dBuV/m)	Margin (dB)	Remark
1	4824.000	34.47	10.55	34.59	43.84	54.27	74.00	19.73	Peak
2	4824.000	34.47	10.55	34.59	31.76	42.19	54.00	11.81	Average

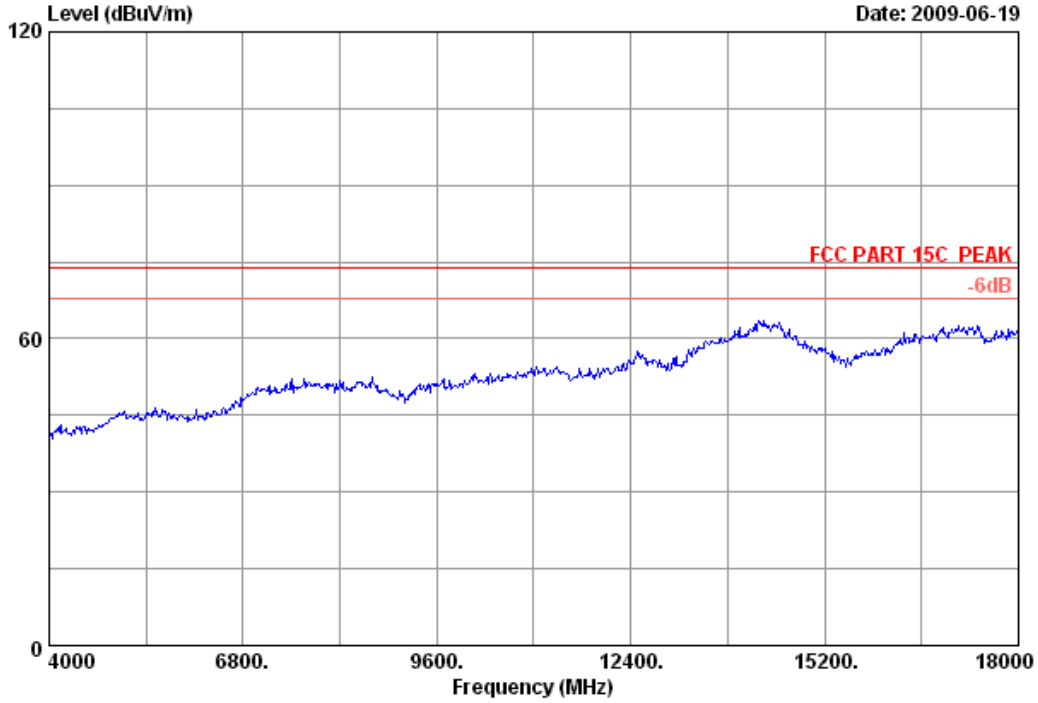
Remarks:

- Emission Level= Antenna Factor + Cable Loss -Amp Factor + Reading.
- The emission levels that are 20dB below the official limit are not reported.



No.6 Ke Feng Road,Block 52,
 ShenZhen Science & Industry Park
 Noutou,ShenZhen,GuangDong,China
 Tel:+86-755-26639495-7
 Fax:+86-755-26632877
 Postcode:518057

Data: 9 File: E:\2009 report data\B\ACS90916.EM6.bak (52)

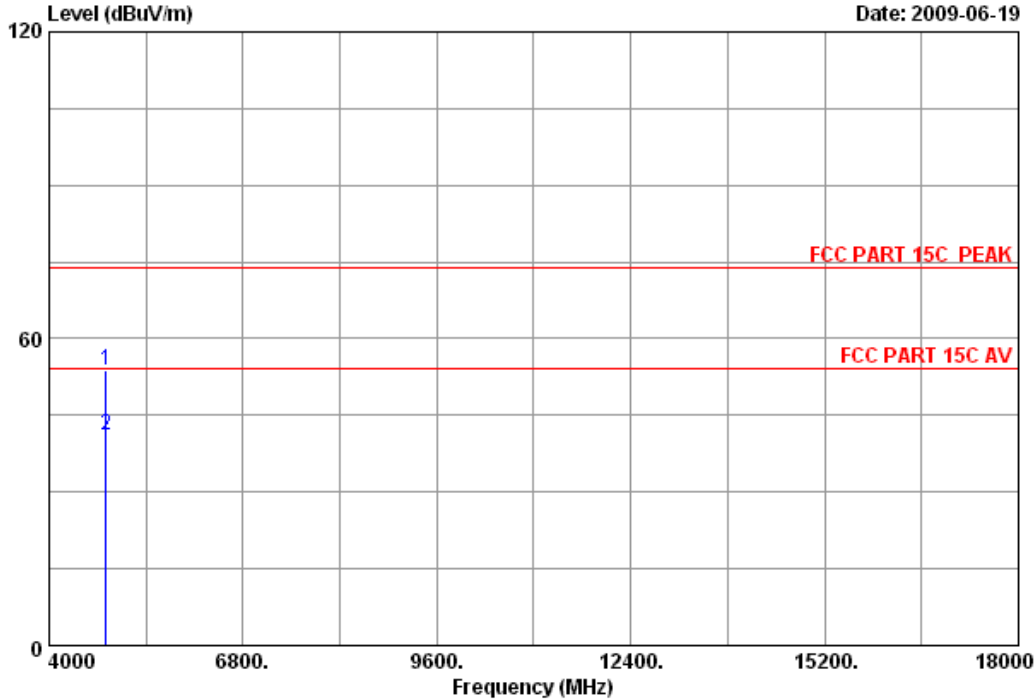


Site no.	: 3m Chamber	Data no.	: 9
Dis. / Ant.	: 3m 3115	Ant. pol.	: HORIZONTAL
Limit	: FCC PART 15C PEAK		
Env. / Ins.	: 23°C/54%	Engineer	: Paul Tian
EUT	: Wireless Sender / Receiver		
Power	: DC 5V From Adapter input 120V/60Hz		
Test mode	: Tx ATO 2412MHz		
	M/N:RF-RBAUX		



No.6 Ke Feng Road,Block 52,
 ShenZhen Science & Industry Park
 Noutou,ShenZhen,GuangDong,China
 Tel:+86-755-26639495-7
 Fax:+86-755-26632877
 Postcode:518057

Data: 10 File: E:\2009 report data\B\ACS90916.EM6.bak (52)



Site no. : 3m Chamber Data no. : 10
 Dis. / Ant. : 3m 3115 Ant. pol. : HORIZONTAL
 Limit : FCC PART 15C PEAK
 Env. / Ins. : 23*C/54% Engineer : Paul Tian
 EUT : Wireless Sender / Receiver
 Power : DC 5V From Adapter input 120V/60Hz
 Test mode : Tx ATO 2412MHz
 M/N:RF-RBAUX

	Freq. (MHz)	Ant. Factor (dB/m)	Cable loss (dB)	Amp. Factor (dB)	Reading (dbuv)	Emission Level (dBuV/m)	Limits (dBuV/m)	Margin (dB)	Remark
1	4824.000	34.47	10.55	34.59	43.29	53.72	74.00	20.28	Peak
2	4824.000	34.47	10.55	34.59	30.82	41.25	54.00	12.75	Average

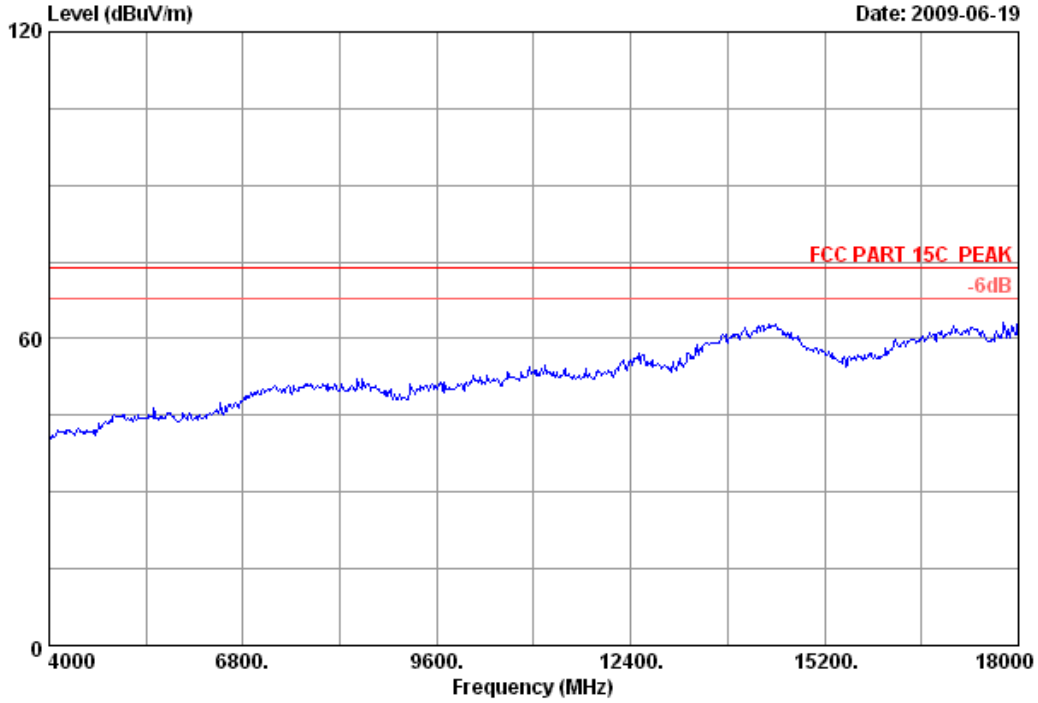
Remarks:

- Emission Level= Antenna Factor + Cable Loss -Amp Factor + Reading.
- The emission levels that are 20dB below the official limit are not reported.



No.6 Ke Feng Road,Block 52,
 ShenZhen Science & Industry Park
 Noutou,ShenZhen,GuangDong,China
 Tel:+86-755-26639495-7
 Fax:+86-755-26632877
 Postcode:518057

Data: 11 File: E:\2009 report data\B\ACS90916.EM6.bak (52)

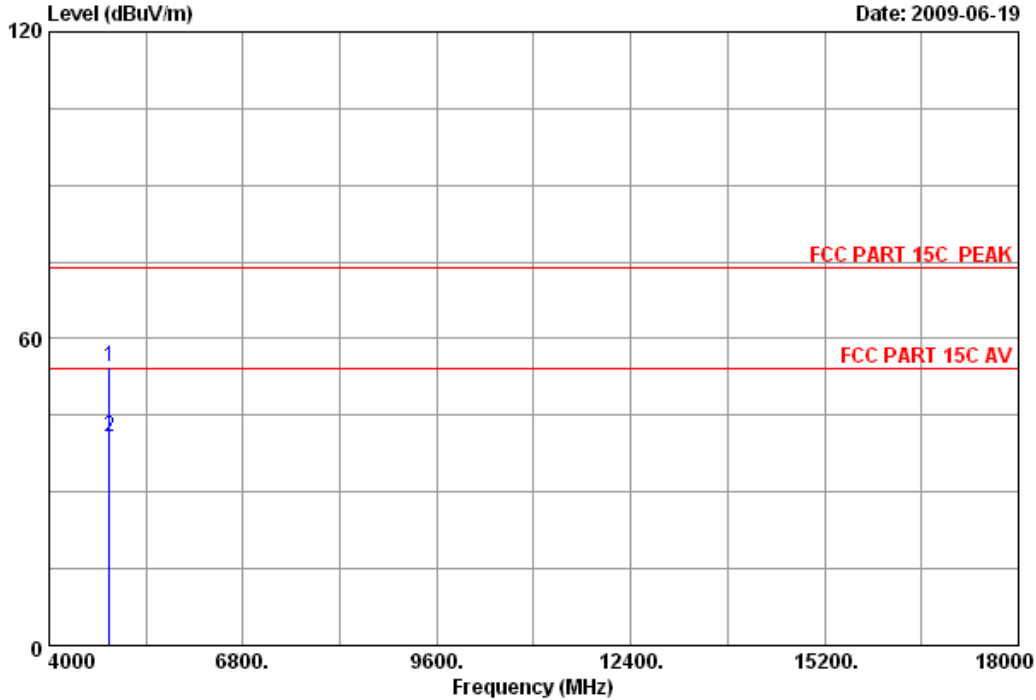


Site no.	: 3m Chamber	Data no.	: 11
Dis. / Ant.	: 3m 3115	Ant. pol.	: HORIZONTAL
Limit	: FCC PART 15C PEAK		
Env. / Ins.	: 23°C/54%	Engineer	: Paul Tian
EUT	: Wireless Sender / Receiver		
Power	: DC 5V From Adapter input 120V/60Hz		
Test mode	: Tx ATO 2438MHz		
	M/N:RF-RBAUX		



No.6 Ke Feng Road,Block 52,
 ShenZhen Science & Industry Park
 Noutou,ShenZhen,GuangDong,China
 Tel:+86-755-26639495-7
 Fax:+86-755-26632877
 Postcode:518057

Data: 12 File: E:\2009 report data\B\ACS90916.EM6.bak (52)



Site no. : 3m Chamber Data no. : 12
 Dis. / Ant. : 3m 3115 Ant. pol. : HORIZONTAL
 Limit : FCC PART 15C PEAK
 Env. / Ins. : 23*C/54% Engineer : Paul Tian
 EUT : Wireless Sender / Receiver
 Power : DC 5V From Adapter input 120V/60Hz
 Test mode : Tx ATO 2438MHz
 M/N:RF-RBAUX

	Freq. (MHz)	Ant. Factor (dB/m)	Cable loss (dB)	Amp. Factor (dB)	Reading (dbuv)	Emission Level (dBuV/m)	Limits (dBuV/m)	Margin (dB)	Remark
1	4876.000	34.78	10.56	34.58	43.68	54.44	74.00	19.56	Peak
2	4876.000	34.78	10.56	34.58	30.18	40.94	54.00	13.06	Average

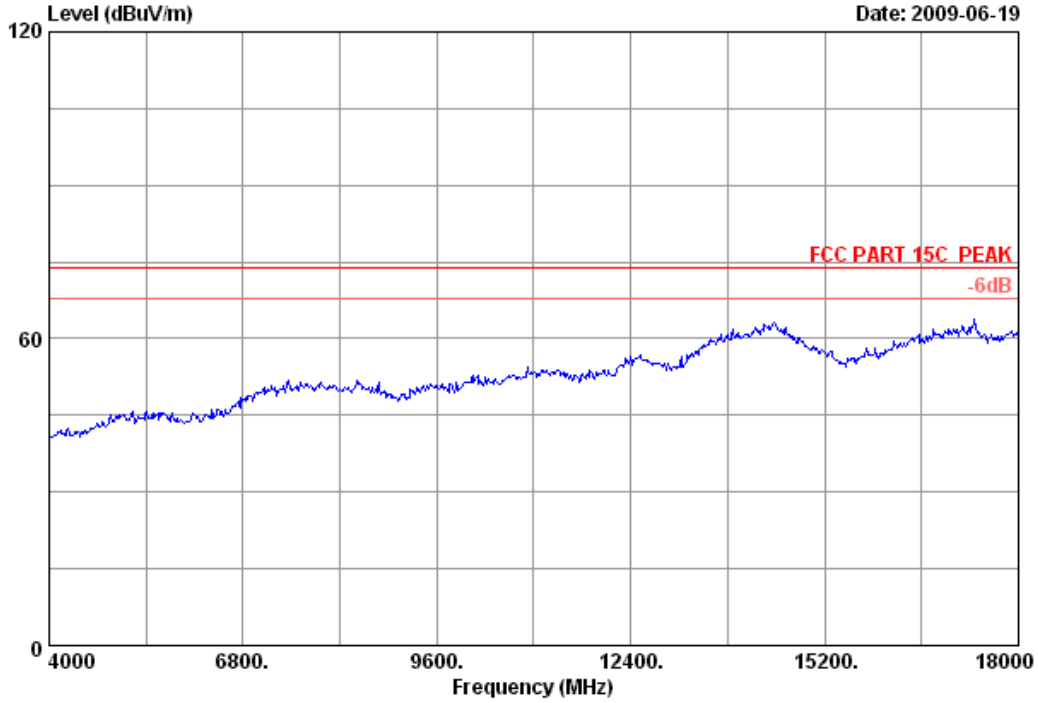
Remarks:

- Emission Level= Antenna Factor + Cable Loss -Amp Factor + Reading.
- The emission levels that are 20dB below the official limit are not reported.



No.6 Ke Feng Road,Block 52,
 ShenZhen Science & Industry Park
 Noutou,ShenZhen,GuangDong,China
 Tel:+86-755-26639495-7
 Fax:+86-755-26632877
 Postcode:518057

Data: 13 File: E:\2009 report data\B\ACS90916.EM6.bak (52)

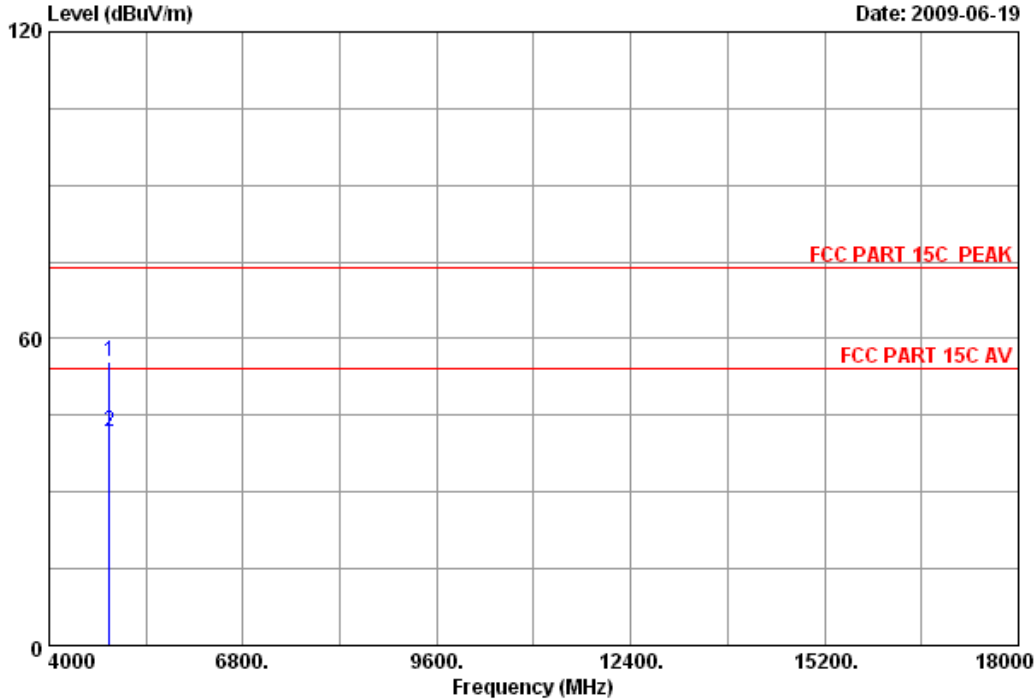


Site no.	: 3m Chamber	Data no.	: 13
Dis. / Ant.	: 3m 3115	Ant. pol.	: VERTICAL
Limit	: FCC PART 15C PEAK		
Env. / Ins.	: 23°C/54%	Engineer	: Paul Tian
EUT	: Wireless Sender / Receiver		
Power	: DC 5V From Adapter input 120V/60Hz		
Test mode	: Tx ATO 2438MHz		
	M/N:RF-RBAUX		



No.6 Ke Feng Road,Block 52,
ShenZhen Science & Industry Park
Noutou,ShenZhen,GuangDong,China
Tel:+86-755-26639495-7
Fax:+86-755-26632877
Postcode:518057

Data: 14 File: E:\2009 report data\B\ACS90916.EM6.bak (52)



Site no. : 3m Chamber Data no. : 14
 Dis. / Ant. : 3m 3115 Ant. pol. : VERTICAL
 Limit : FCC PART 15C PEAK
 Env. / Ins. : 23*C/54% Engineer : Paul Tian
 EUT : Wireless Sender / Receiver
 Power : DC 5V From Adapter input 120V/60Hz
 Test mode : Tx ATO 2438MHz
 M/N:RF-RBAUX

	Freq. (MHz)	Ant. Factor (dB/m)	Cable loss (dB)	Amp. Factor (dB)	Reading (dbuv)	Emission Level (dBuV/m)	Limits (dBuV/m)	Margin (dB)	Remark
1	4876.000	34.78	10.56	34.58	44.58	55.34	74.00	18.66	Peak
2	4876.000	34.78	10.56	34.58	31.04	41.80	54.00	12.20	Average

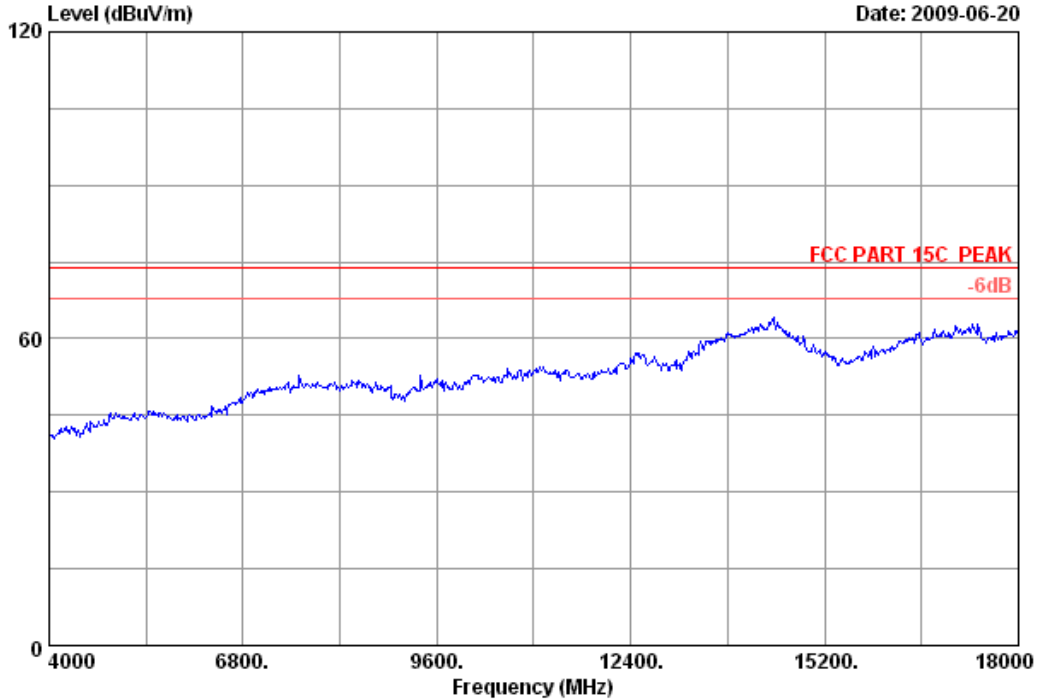
Remarks:

1. Emission Level= Antenna Factor + Cable Loss -Amp Factor + Reading.
2. The emission levels that are 20dB below the official limit are not reported.



No.6 Ke Feng Road,Block 52,
 ShenZhen Science & Industry Park
 Noutou,ShenZhen,GuangDong,China
 Tel:+86-755-26639495-7
 Fax:+86-755-26632877
 Postcode:518057

Data: 15 File: E:\2009 report data\B\ACS90916.EM6.bak (52)

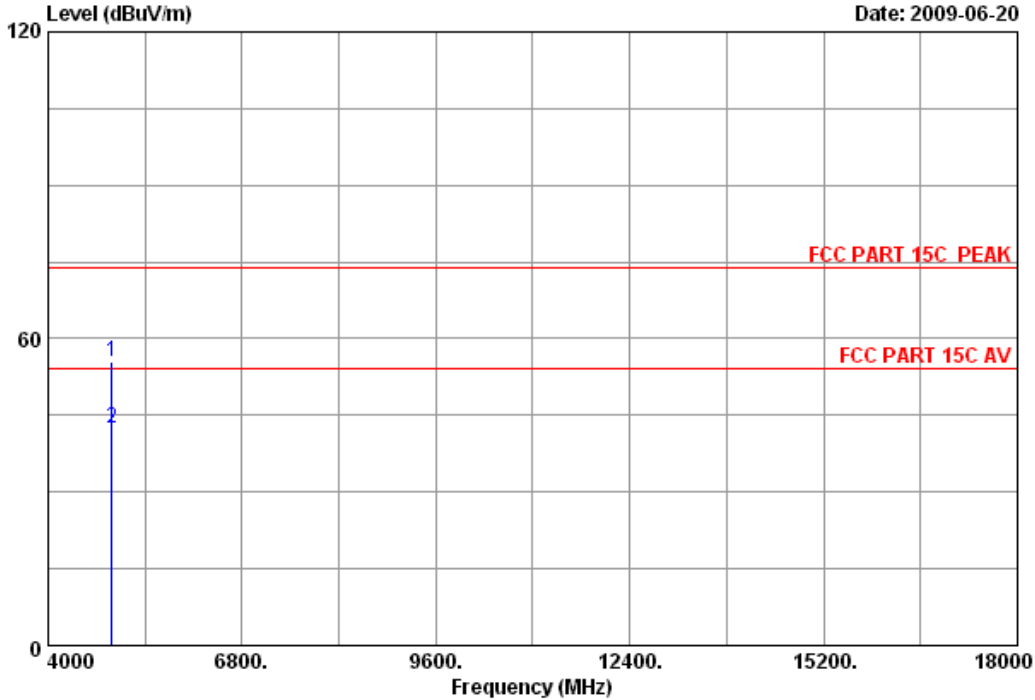


Site no.	: 3m Chamber	Data no.	: 15
Dis. / Ant.	: 3m 3115	Ant. pol.	: VERTICAL
Limit	: FCC PART 15C PEAK		
Env. / Ins.	: 23°C/54%	Engineer	: Paul Tian
EUT	: Wireless Sender / Receiver		
Power	: DC 5V From Adapter input 120V/60Hz		
Test mode	: Tx ATO 2462MHz		
	M/N:RF-RBAUX		



No.6 Ke Feng Road,Block 52,
ShenZhen Science & Industry Park
Noutou,ShenZhen,GuangDong,China
Tel:+86-755-26639495-7
Fax:+86-755-26632877
Postcode:518057

Data: 16 File: E:\2009 report data\B\ACS90916.EM6.bak (52)



Site no. : 3m Chamber Data no. : 16
 Dis. / Ant. : 3m 3115 Ant. pol. : VERTICAL
 Limit : FCC PART 15C PEAK
 Env. / Ins. : 23*C/54% Engineer : Paul Tian
 EUT : Wireless Sender / Receiver
 Power : DC 5V From Adapter input 120V/60Hz
 Test mode : Tx ATO 2462MHz
 M/N:RF-RBAUX

	Freq. (MHz)	Ant. Factor (dB/m)	Cable loss (dB)	Amp. Factor (dB)	Reading (dbuv)	Emission Level (dBuV/m)	Limits (dBuV/m)	Margin (dB)	Remark
1	4924.000	35.09	10.58	34.57	44.28	55.38	74.00	18.62	Peak
2	4924.000	35.09	10.58	34.57	31.27	42.37	54.00	11.63	Average

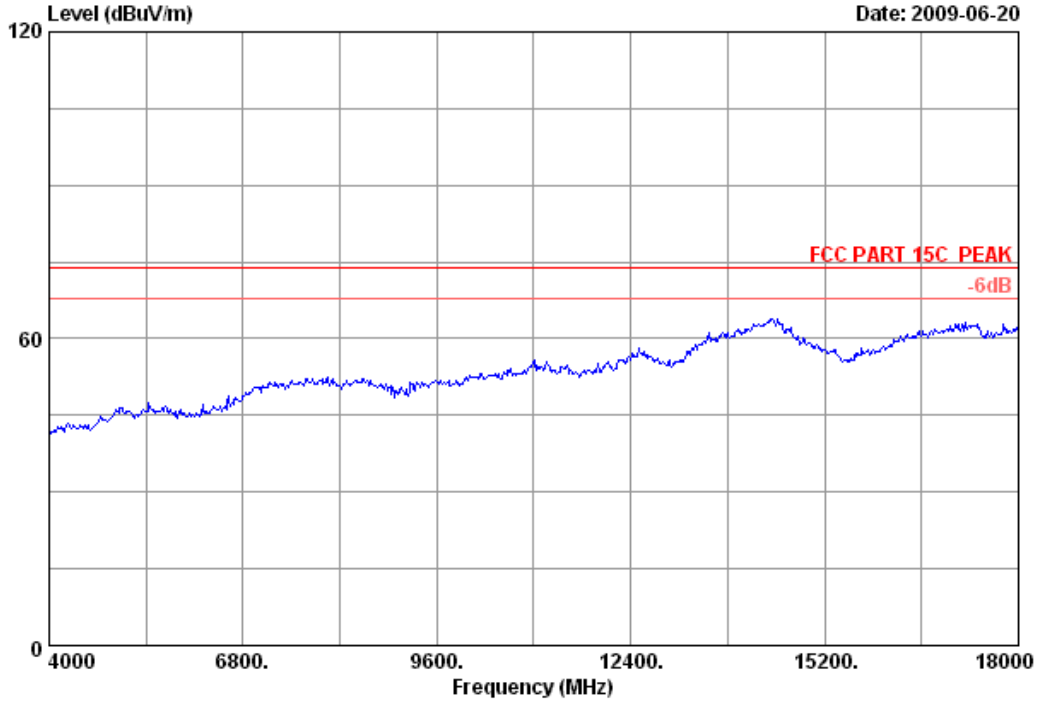
Remarks:

- Emission Level= Antenna Factor + Cable Loss -Amp Factor + Reading.
- The emission levels that are 20dB below the official limit are not reported.



No.6 Ke Feng Road,Block 52,
 ShenZhen Science & Industry Park
 Noutou,ShenZhen,GuangDong,China
 Tel:+86-755-26639495-7
 Fax:+86-755-26632877
 Postcode:518057

Data: 17 File: E:\2009 report data\B\ACS90916.EM6.bak (52)

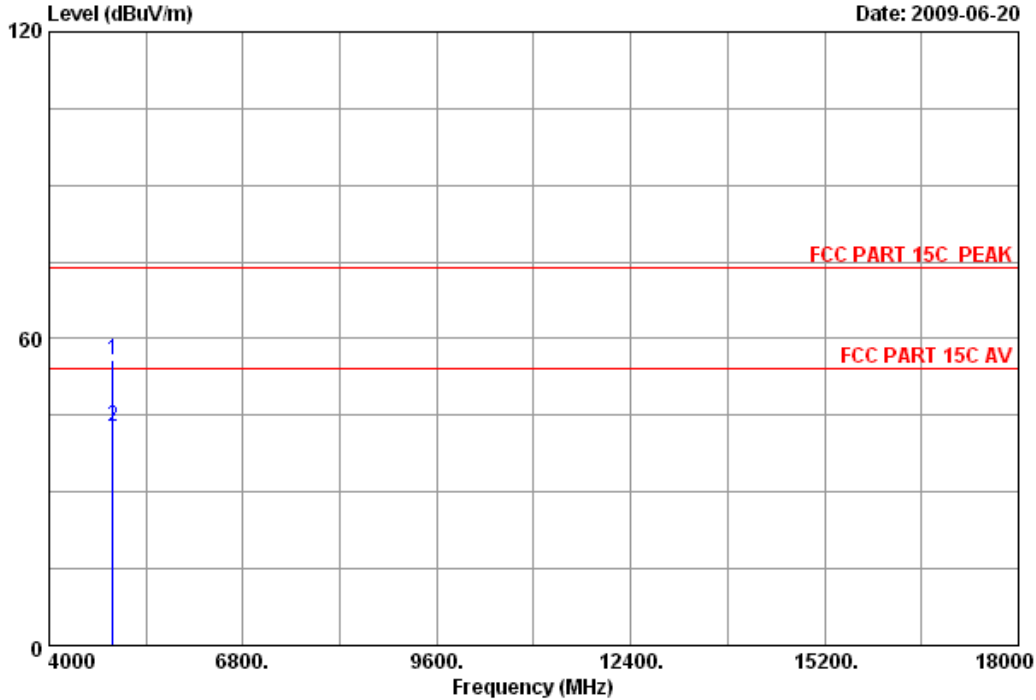


Site no.	: 3m Chamber	Data no.	: 17
Dis. / Ant.	: 3m 3115	Ant. pol.	: HORIZONTAL
Limit	: FCC PART 15C PEAK		
Env. / Ins.	: 23°C/54%	Engineer	: Paul Tian
EUT	: Wireless Sender / Receiver		
Power	: DC 5V From Adapter input 120V/60Hz		
Test mode	: Tx ATO 2462MHz		
	M/N:RF-RBAUX		



No.6 Ke Feng Road,Block 52,
 ShenZhen Science & Industry Park
 Noutou,ShenZhen,GuangDong,China
 Tel:+86-755-26639495-7
 Fax:+86-755-26632877
 Postcode:518057

Data: 18 File: E:\2009 report data\B\ACS90916.EM6.bak (52)



Site no. : 3m Chamber Data no. : 18
 Dis. / Ant. : 3m 3115 Ant. pol. : HORIZONTAL
 Limit : FCC PART 15C PEAK
 Env. / Ins. : 23°C/54% Engineer : Paul Tian
 EUT : Wireless Sender / Receiver
 Power : DC 5V From Adapter input 120V/60Hz
 Test mode : Tx ATO 2462MHz
 M/N:RF-RBAUX

	Freq. (MHz)	Ant. Factor (dB/m)	Cable loss (dB)	Amp. Factor (dB)	Reading (dbuv)	Emission Level (dBuV/m)	Limits (dBuV/m)	Margin (dB)	Remark
1	4924.000	35.09	10.58	34.57	44.68	55.78	74.00	18.22	Peak
2	4924.000	35.09	10.58	34.57	31.59	42.69	54.00	11.31	Average

Remarks:

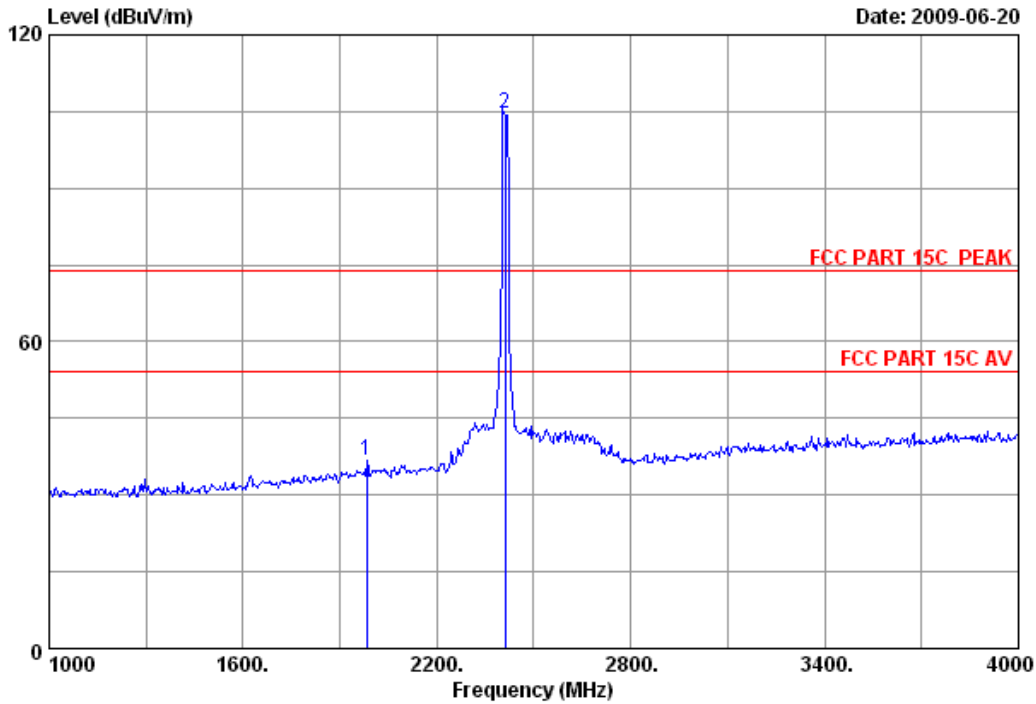
1. Emission Level= Antenna Factor + Cable Loss -Amp Factor + Reading.
2. The emission levels that are 20dB below the official limit are not reported.

Antenna 1



No.6 Ke Feng Road,Block 52,
 ShenZhen Science & Industry Park
 Noutou,ShenZhen, GuangDong, China
 Tel:+86-755-26639495-7
 Fax:+86-755-26632877
 Postcode:518057

Data: 19 File: E:\2009 report data\B\ACS9Q916.EM6.bak (52)



Site no. : 3m Chamber Data no. : 19
 Dis. / Ant. : 3m 3115 Ant. pol. : HORIZONTAL
 Limit : FCC PART 15C PEAK
 Env. / Ins. : 23°C/54% Engineer : Paul Tian
 EUT : Wireless Sender / Receiver
 Power : DC 5V From Adapter input 120V/60Hz
 Test mode : Tx AT1 2412MHz
 M/N:RF-RBAUX

	Ant. Freq. (MHz)	Ant. Factor (dB/m)	Cable loss (dB)	Amp. Factor (dB)	Reading (dbuv)	Emission Level (dBuV/m)	Limits (dBuV/m)	Margin (dB)	Remark
1	1984.000	27.83	6.16	35.20	38.11	36.90	74.00	37.10	Peak
2	2412.000	28.48	6.73	35.12	104.63	104.72	74.00	-30.72	Peak

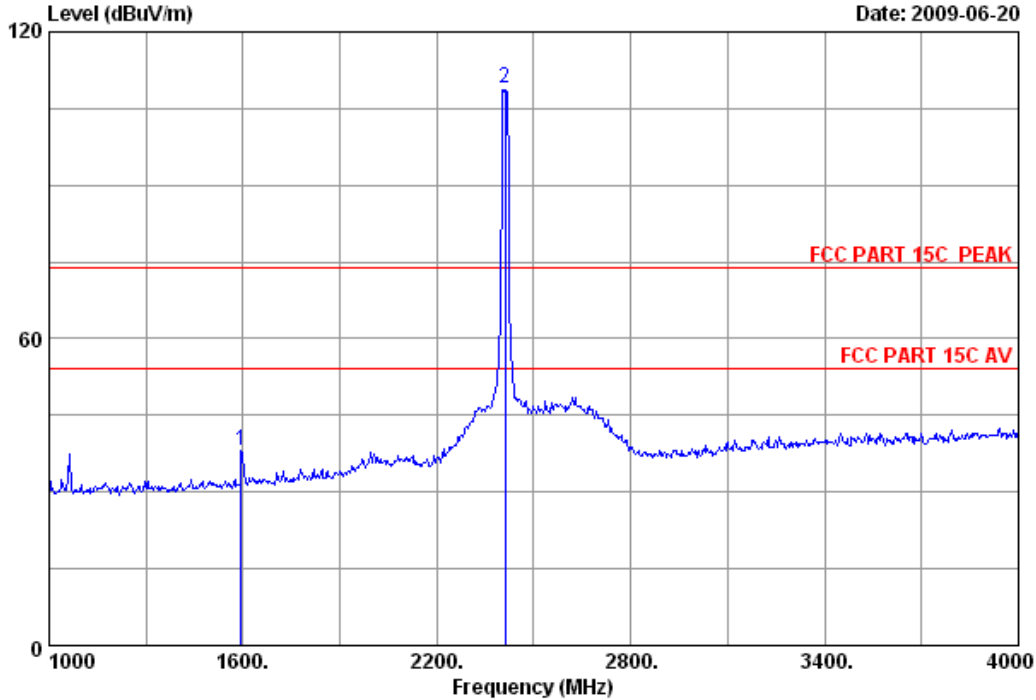
Remarks:

1. Emission Level= Antenna Factor + Cable Loss -Amp Factor + Reading.
2. The emission levels that are 20dB below the official limit are not reported.



No.6 Ke Feng Road,Block 52,
 ShenZhen Science & Industry Park
 Noutou, ShenZhen, GuangDong, China
 Tel:+86-755-26639495-7
 Fax:+86-755-26632877
 Postcode:518057

Data: 20 File: E:\2009 report data\B\ACS90916.EM6.bak (52)



Site no. : 3m Chamber Data no. : 20
 Dis. / Ant. : 3m 3115 Ant. pol. : VERTICAL
 Limit : FCC PART 15C PEAK
 Env. / Ins. : 23°C/54% Engineer : Paul Tian
 EUT : Wireless Sender / Receiver
 Power : DC 5V From Adapter input 120V/60Hz
 Test mode : Tx AT1 2412MHz
 M/N:RF-RBAUX

	Freq. (MHz)	Ant. Factor (dB/m)	Cable loss (dB)	Amp. Factor (dB)	Reading (dbuv)	Emission Level (dBuV/m)	Limits (dBuV/m)	Margin (dB)	Remark
1	1594.000	26.30	5.43	35.65	42.14	38.22	74.00	35.78	Peak
2	2412.000	28.48	6.73	35.12	108.94	109.03	74.00	-35.03	Peak

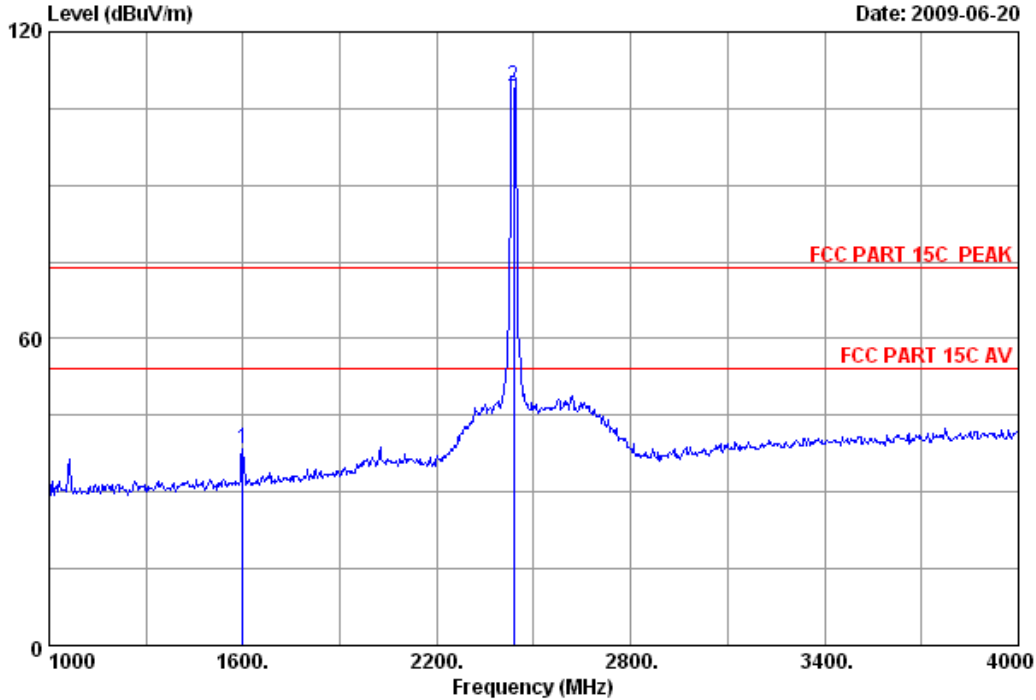
Remarks:

- Emission Level= Antenna Factor + Cable Loss -Amp Factor + Reading.
- The emission levels that are 20dB below the official limit are not reported.



No.6 Ke Feng Road,Block 52,
 ShenZhen Science & Industry Park
 Noutou, ShenZhen, GuangDong, China
 Tel:+86-755-26639495-7
 Fax:+86-755-26632877
 Postcode:518057

Data: 21 File: E:\2009 report data\B\ACS90916.EM6.bak (52)



Site no. : 3m Chamber Data no. : 21
 Dis. / Ant. : 3m 3115 Ant. pol. : VERTICAL
 Limit : FCC PART 15C PEAK
 Env. / Ins. : 23°C/54% Engineer : Paul Tian
 EUT : Wireless Sender / Receiver
 Power : DC 5V From Adapter input 120V/60Hz
 Test mode : Tx AT1 2438MHz
 M/N:RF-RBAUX

	Freq. (MHz)	Ant. Factor (dB/m)	Cable loss (dB)	Amp. Factor (dB)	Reading (dbuv)	Emission Level (dBuV/m)	Limits (dBuV/m)	Margin (dB)	Remark
1	1600.000	26.30	5.46	35.62	42.36	38.50	74.00	35.50	Peak
2	2438.000	28.53	6.80	35.11	109.16	109.38	74.00	-35.38	Peak

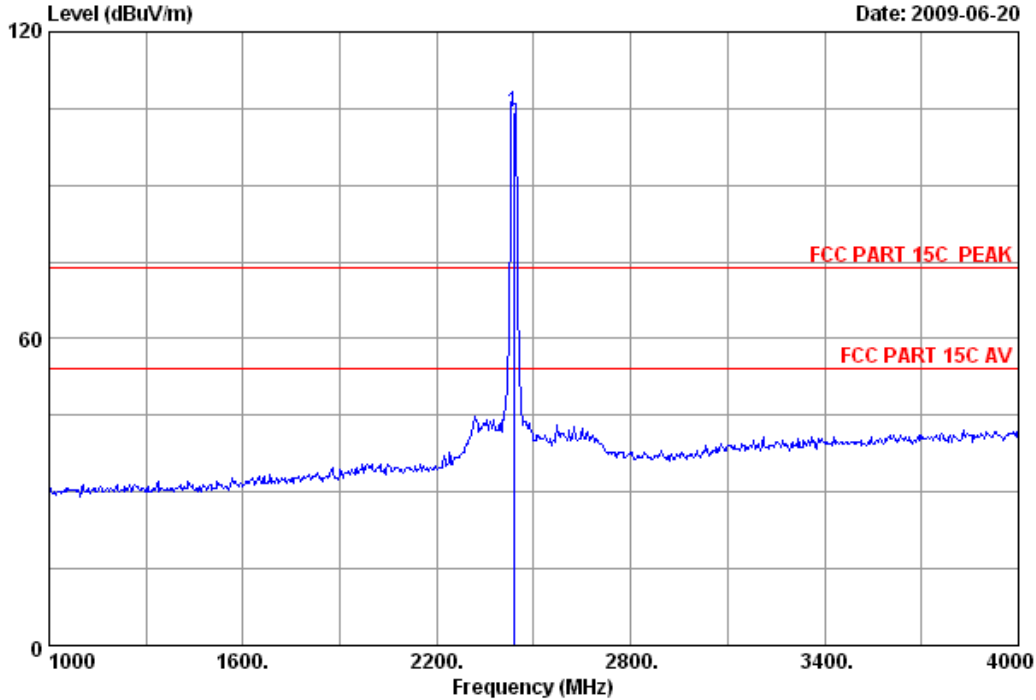
Remarks:

1. Emission Level= Antenna Factor + Cable Loss -Amp Factor + Reading.
2. The emission levels that are 20dB below the official limit are not reported.



No.6 Ke Feng Road,Block 52,
 ShenZhen Science & Industry Park
 Noutou,ShenZhen,GuangDong,China
 Tel:+86-755-26639495-7
 Fax:+86-755-26632877
 Postcode:518057

Data: 22 File: E:\2009 report data\B\ACS90916.EM6.bak (52)



Site no. : 3m Chamber Data no. : 22
 Dis. / Ant. : 3m 3115 Ant. pol. : HORIZONTAL
 Limit : FCC PART 15C PEAK
 Env. / Ins. : 23°C/54% Engineer : Paul Tian
 EUT : Wireless Sender / Receiver
 Power : DC 5V From Adapter input 120V/60Hz
 Test mode : Tx AT1 2438MHz
 M/N:RF-RBAUX

	Ant. Cable Amp.			Emission					
	Freq. (MHz)	Factor (dB/m)	loss (dB)	Factor (dB)	Reading (dbuv)	Level (dBuV/m)	Limits (dBuV/m)	Margin (dB)	Remark
1	2438.000	28.53	6.80	35.11	104.19	104.41	74.00	-30.41	Peak

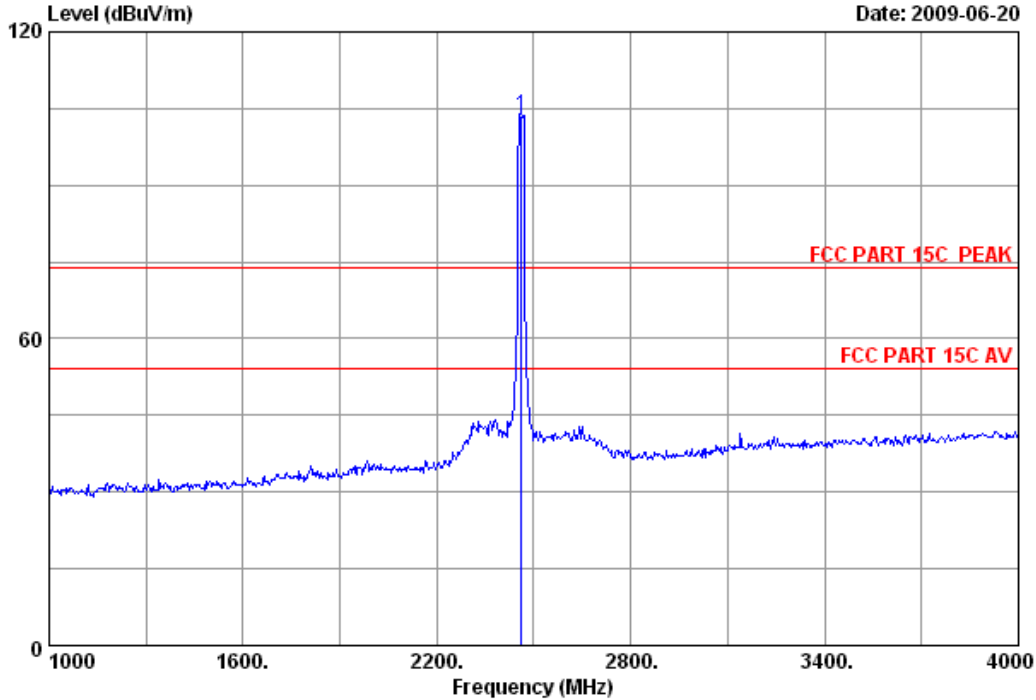
Remarks:

1. Emission Level= Antenna Factor + Cable Loss -Amp Factor + Reading.
2. The emission levels that are 20dB below the official limit are not reported.



No.6 Ke Feng Road,Block 52,
 ShenZhen Science & Industry Park
 Noutou, ShenZhen, GuangDong, China
 Tel:+86-755-26639495-7
 Fax:+86-755-26632877
 Postcode:518057

Data: 23 File: E:\2009 report data\B\ACS90916.EM6.bak (52)



Site no. : 3m Chamber Data no. : 23
 Dis. / Ant. : 3m 3115 Ant. pol. : HORIZONTAL
 Limit : FCC PART 15C PEAK
 Env. / Ins. : 23°C/54% Engineer : Paul Tian
 EUT : Wireless Sender / Receiver
 Power : DC 5V From Adapter input 120V/60Hz
 Test mode : Tx AT1 2462MHz
 M/N:RF-RBAUX

	Ant.	Cable	Amp.	Emission					
Freq.	Factor	loss	Factor	Reading	Level	Limits	Margin	Remark	
(MHz)	(dB/m)	(dB)	(dB)	(dbuv)	(dBuV/m)	(dBuV/m)	(dB)		
1 2462.000	28.55	6.84	35.11	103.22	103.50	74.00	-29.50	Peak	

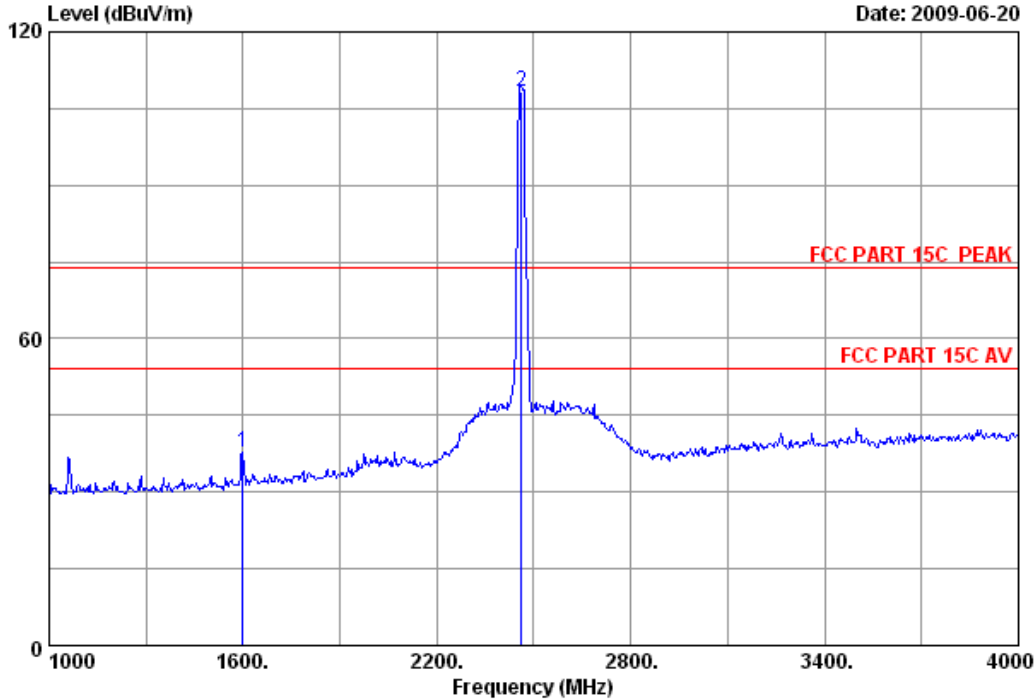
Remarks:

1. Emission Level= Antenna Factor + Cable Loss -Amp Factor + Reading.
2. The emission levels that are 20dB below the official limit are not reported.



No.6 Ke Feng Road,Block 52,
 ShenZhen Science & Industry Park
 Noutou, ShenZhen, GuangDong, China
 Tel:+86-755-26639495-7
 Fax:+86-755-26632877
 Postcode:518057

Data: 24 File: E:\2009 report data\B\ACS90916.EM6.bak (52)



Site no. : 3m Chamber Data no. : 24
 Dis. / Ant. : 3m 3115 Ant. pol. : VERTICAL
 Limit : FCC PART 15C PEAK
 Env. / Ins. : 23°C/54% Engineer : Paul Tian
 EUT : Wireless Sender / Receiver
 Power : DC 5V From Adapter input 120V/60Hz
 Test mode : Tx AT1 2462MHz
 M/N:RF-RBAUX

	Freq. (MHz)	Ant. Factor (dB/m)	Cable loss (dB)	Amp. Factor (dB)	Reading (dbuv)	Emission Level (dBuV/m)	Limits (dBuV/m)	Margin (dB)	Remark
1	1600.000	26.30	5.46	35.62	41.74	37.88	74.00	36.12	Peak
2	2462.000	28.55	6.84	35.11	107.88	108.16	74.00	-34.16	Peak

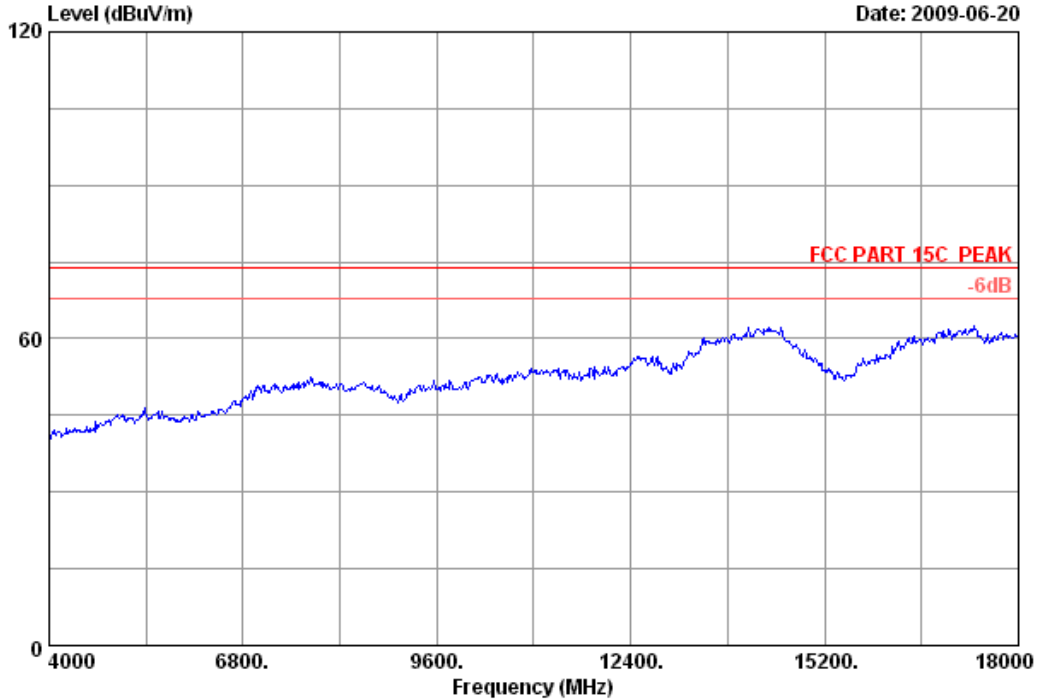
Remarks:

- Emission Level= Antenna Factor + Cable Loss -Amp Factor + Reading.
- The emission levels that are 20dB below the official limit are not reported.



No.6 Ke Feng Road,Block 52,
 ShenZhen Science & Industry Park
 Noutou,ShenZhen,GuangDong,China
 Tel:+86-755-26639495-7
 Fax:+86-755-26632877
 Postcode:518057

Data: 25 File: E:\2009 report data\B\ACS90916.EM6.bak (52)

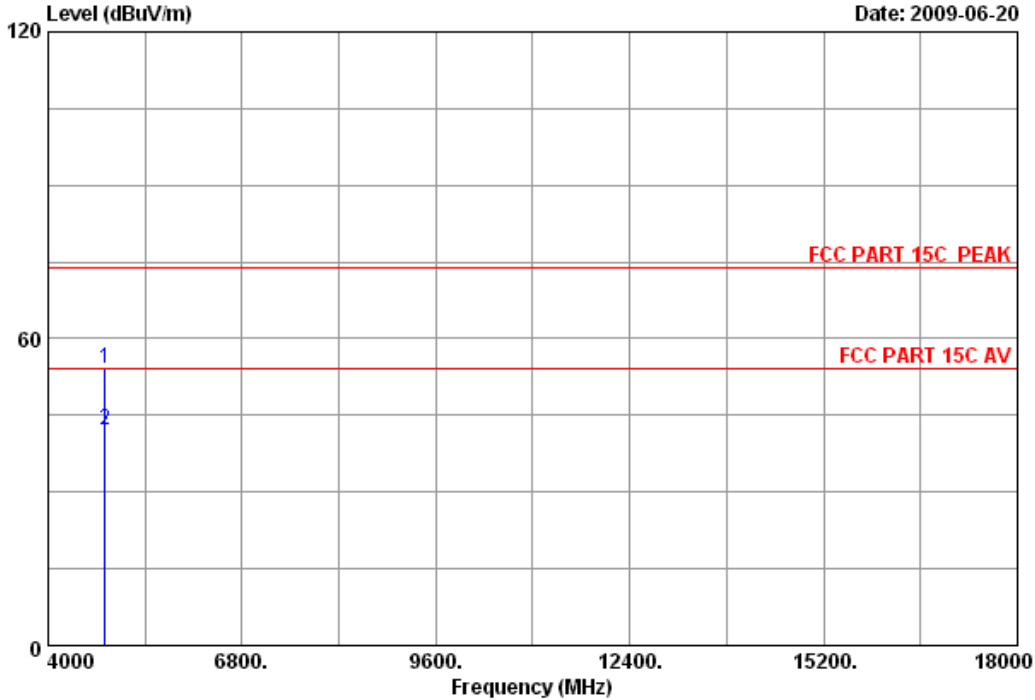


Site no.	: 3m Chamber	Data no.	: 25
Dis. / Ant.	: 3m 3115	Ant. pol.	: VERTICAL
Limit	: FCC PART 15C PEAK		
Env. / Ins.	: 23°C/54%	Engineer	: Paul Tian
EUT	: Wireless Sender / Receiver		
Power	: DC 5V From Adapter input 120V/60Hz		
Test mode	: Tx AT1 2412MHz		
	M/N:RF-RBAUX		



No.6 Ke Feng Road,Block 52,
 ShenZhen Science & Industry Park
 Noutou,ShenZhen,GuangDong,China
 Tel:+86-755-26639495-7
 Fax:+86-755-26632877
 Postcode:518057

Data: 26 File: E:\2009 report data\B\ACS90916.EM6.bak (52)



Site no. : 3m Chamber Data no. : 26
 Dis. / Ant. : 3m 3115 Ant. pol. : VERTICAL
 Limit : FCC PART 15C PEAK
 Env. / Ins. : 23*C/54% Engineer : Paul Tian
 EUT : Wireless Sender / Receiver
 Power : DC 5V From Adapter input 120V/60Hz
 Test mode : Tx AT1 2412MHz
 M/N:RF-RBAUX

	Freq. (MHz)	Ant. Factor (dB/m)	Cable loss (dB)	Amp. Factor (dB)	Reading (dbuv)	Emission Level (dBuV/m)	Limits (dBuV/m)	Margin (dB)	Remark
1	4824.000	34.47	10.55	34.59	43.67	54.10	74.00	19.90	Peak
2	4824.000	34.47	10.55	34.59	31.56	41.99	54.00	12.01	Average

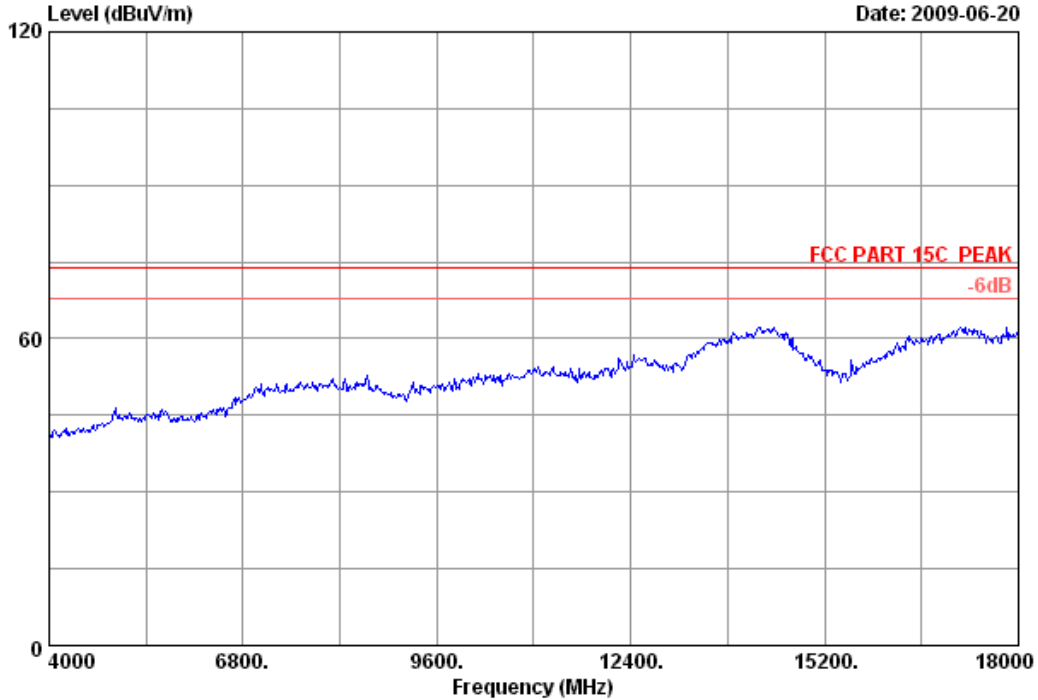
Remarks:

1. Emission Level= Antenna Factor + Cable Loss -Amp Factor + Reading.
2. The emission levels that are 20dB below the official limit are not reported.



No.6 Ke Feng Road,Block 52,
 ShenZhen Science & Industry Park
 Noutou,ShenZhen,GuangDong,China
 Tel:+86-755-26639495-7
 Fax:+86-755-26632877
 Postcode:518057

Data: 27 File: E:\2009 report data\B\ACS90916.EM6.bak (52)

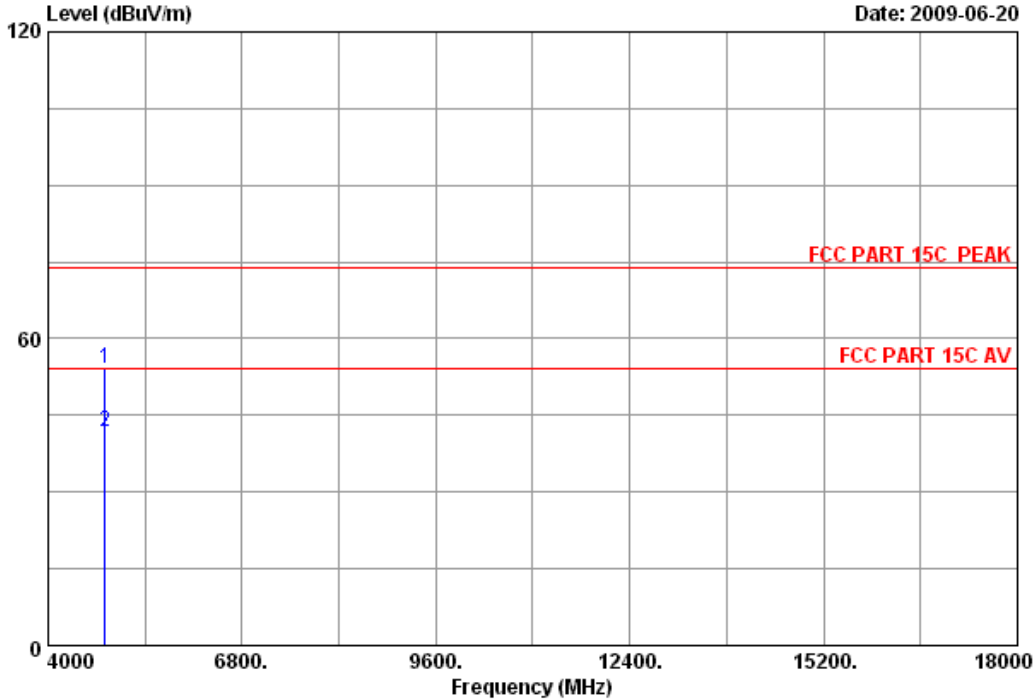


Site no.	: 3m Chamber	Data no.	: 27
Dis. / Ant.	: 3m 3115	Ant. pol.	: HORIZONTAL
Limit	: FCC PART 15C PEAK		
Env. / Ins.	: 23°C/54%	Engineer	: Paul Tian
EUT	: Wireless Sender / Receiver		
Power	: DC 5V From Adapter input 120V/60Hz		
Test mode	: Tx AT1 2412MHz		
	M/N:RF-RBAUX		



No.6 Ke Feng Road,Block 52,
 ShenZhen Science & Industry Park
 Noutou,ShenZhen,GuangDong,China
 Tel:+86-755-26639495-7
 Fax:+86-755-26632877
 Postcode:518057

Data: 28 File: E:\2009 report data\B\ACS90916.EM6.bak (52)



Site no. : 3m Chamber Data no. : 28
 Dis. / Ant. : 3m 3115 Ant. pol. : HORIZONTAL
 Limit : FCC PART 15C PEAK
 Env. / Ins. : 23*C/54% Engineer : Paul Tian
 EUT : Wireless Sender / Receiver
 Power : DC 5V From Adapter input 120V/60Hz
 Test mode : Tx AT1 2412MHz
 M/N:RF-RBAUX

	Freq. (MHz)	Ant. Factor (dB/m)	Cable loss (dB)	Amp. Factor (dB)	Reading (dbuv)	Emission Level (dBuV/m)	Limits (dBuV/m)	Margin (dB)	Remark
1	4824.000	34.47	10.55	34.59	43.67	54.10	74.00	19.90	Peak
2	4824.000	34.47	10.55	34.59	31.48	41.91	54.00	12.09	Average

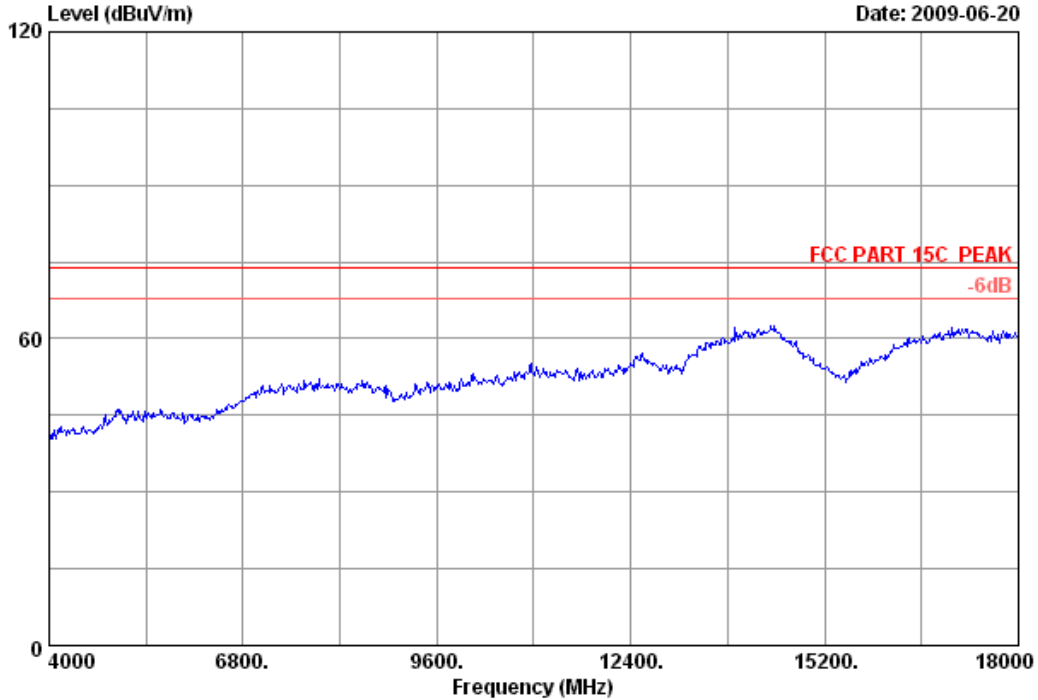
Remarks:

1. Emission Level= Antenna Factor + Cable Loss -Amp Factor + Reading.
2. The emission levels that are 20dB below the official limit are not reported.



No.6 Ke Feng Road,Block 52,
 ShenZhen Science & Industry Park
 Noutou,ShenZhen,GuangDong,China
 Tel:+86-755-26639495-7
 Fax:+86-755-26632877
 Postcode:518057

Data: 29 File: E:\2009 report data\B\ACS90916.EM6.bak (52)

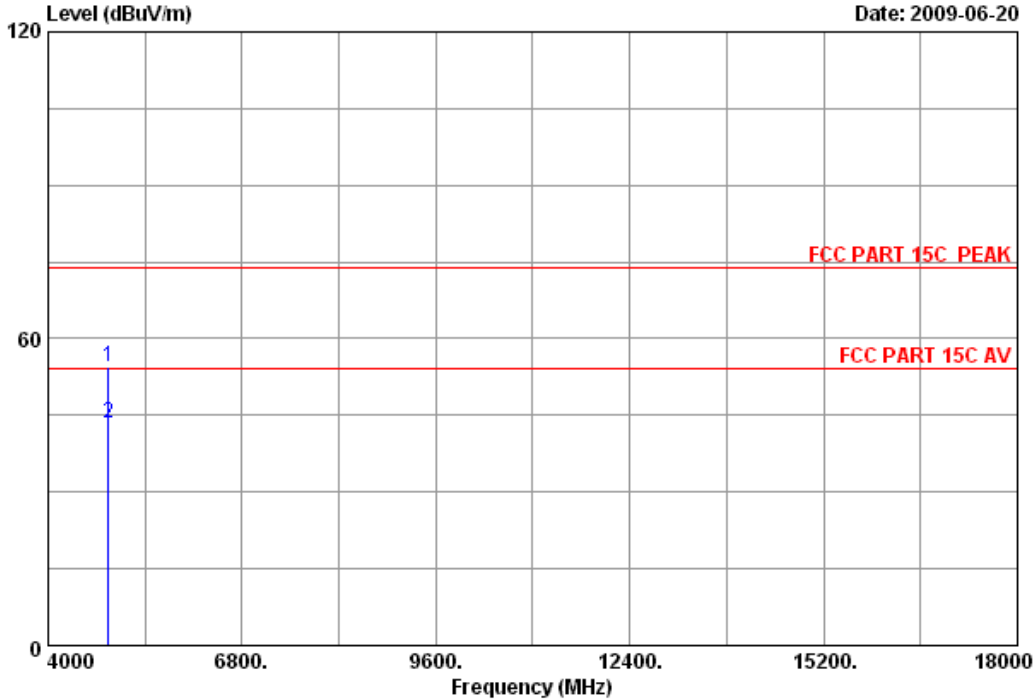


Site no.	: 3m Chamber	Data no.	: 29
Dis. / Ant.	: 3m 3115	Ant. pol.	: HORIZONTAL
Limit	: FCC PART 15C PEAK		
Env. / Ins.	: 23°C/54%	Engineer	: Paul Tian
EUT	: Wireless Sender / Receiver		
Power	: DC 5V From Adapter input 120V/60Hz		
Test mode	: Tx AT1 2438MHz		
	M/N:RF-RBAUX		



No.6 Ke Feng Road,Block 52,
ShenZhen Science & Industry Park
Noutou, ShenZhen, GuangDong, China
Tel:+86-755-26639495-7
Fax:+86-755-26632877
Postcode:518057

Data: 30 File: E:\2009 report data\B\ACS90916.EM6.bak (52)



Site no. : 3m Chamber Data no. : 30
 Dis. / Ant. : 3m 3115 Ant. pol. : HORIZONTAL
 Limit : FCC PART 15C PEAK
 Env. / Ins. : 23°C/54% Engineer : Paul Tian
 EUT : Wireless Sender / Receiver
 Power : DC 5V From Adapter input 120V/60Hz
 Test mode : Tx AT1 2438MHz
 M/N:RF-RBAUX

	Freq. (MHz)	Ant. Factor (dB/m)	Cable loss (dB)	Amp. Factor (dB)	Reading (dbuv)	Emission Level (dBuV/m)	Limits (dBuV/m)	Margin (dB)	Remark
1	4876.000	34.78	10.56	34.58	43.65	54.41	74.00	19.59	Peak
2	4876.000	34.78	10.56	34.58	32.56	43.32	54.00	10.68	Average

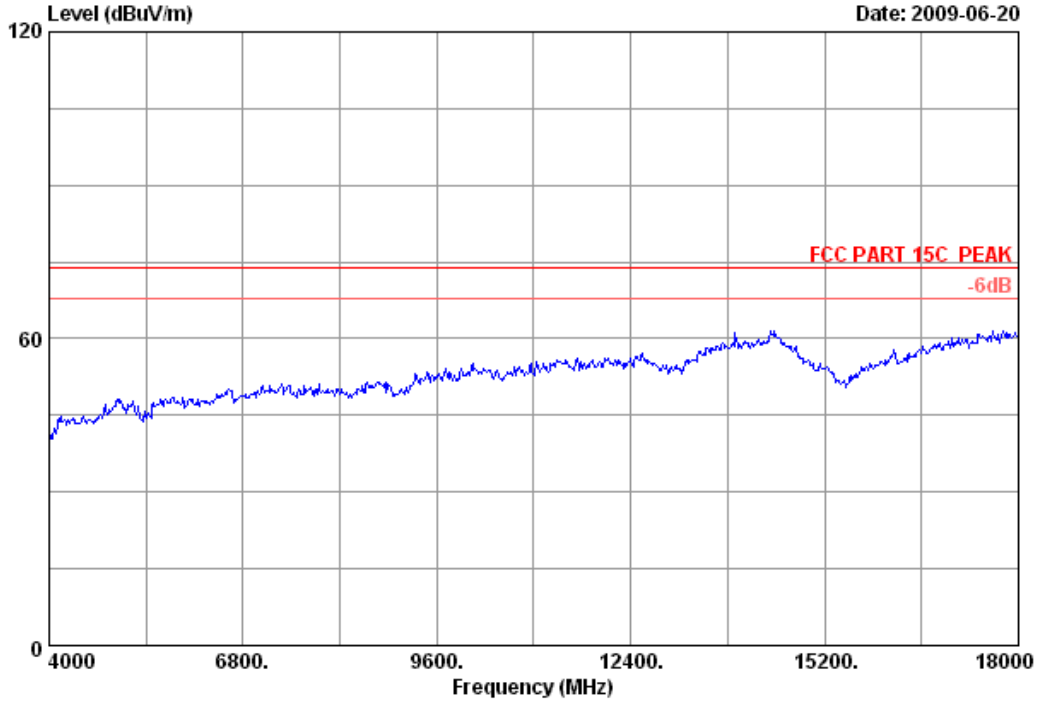
Remarks:

- Emission Level= Antenna Factor + Cable Loss -Amp Factor + Reading.
- The emission levels that are 20dB below the official limit are not reported.



No.6 Ke Feng Road,Block 52,
 ShenZhen Science & Industry Park
 Noutou,ShenZhen,GuangDong,China
 Tel:+86-755-26639495-7
 Fax:+86-755-26632877
 Postcode:518057

Data: 31 File: E:\2009 report data\B\ACS90916.EM6.bak (52)

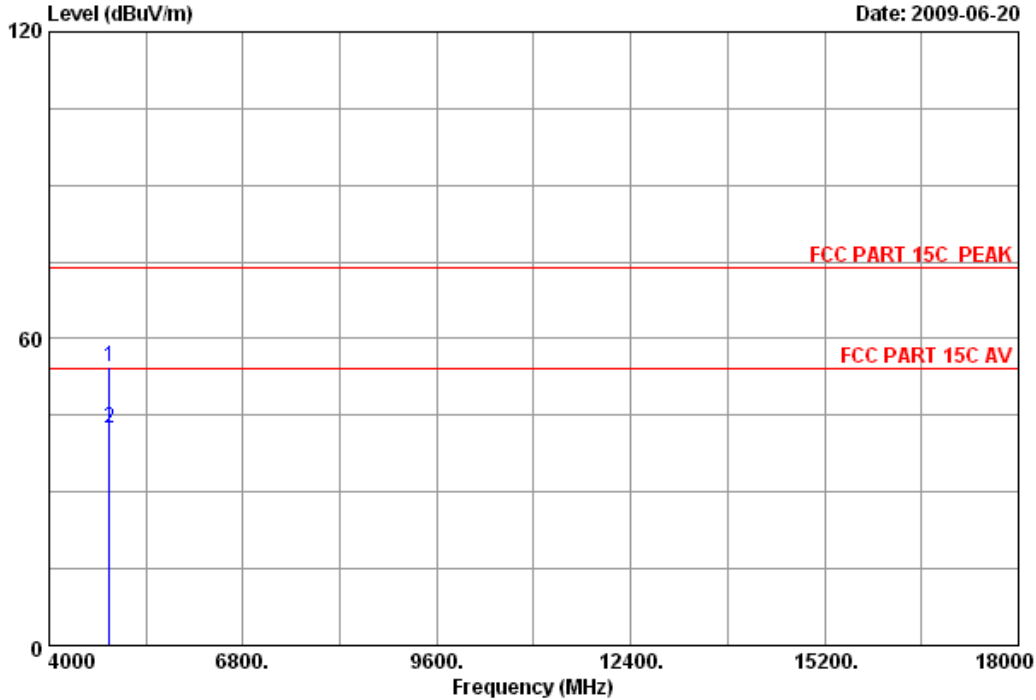


Site no.	: 3m Chamber	Data no.	: 31
Dis. / Ant.	: 3m 3115	Ant. pol.	: VERTICAL
Limit	: FCC PART 15C PEAK		
Env. / Ins.	: 23°C/54%	Engineer	: Paul Tian
EUT	: Wireless Sender / Receiver		
Power	: DC 5V From Adapter input 120V/60Hz		
Test mode	: Tx AT1 2438MHz		
	M/N:RF-RBAUX		



No.6 Ke Feng Road,Block 52,
ShenZhen Science & Industry Park
Noutou,ShenZhen,GuangDong,China
Tel:+86-755-26639495-7
Fax:+86-755-26632877
Postcode:518057

Data: 32 File: E:\2009 report data\B\ACS90916.EM6.bak (52)



Site no. : 3m Chamber Data no. : 32
 Dis. / Ant. : 3m 3115 Ant. pol. : VERTICAL
 Limit : FCC PART 15C PEAK
 Env. / Ins. : 23*C/54% Engineer : Paul Tian
 EUT : Wireless Sender / Receiver
 Power : DC 5V From Adapter input 120V/60Hz
 Test mode : Tx AT1 2438MHz
 M/N:RF-RBAUX

	Freq. (MHz)	Ant. Factor (dB/m)	Cable loss (dB)	Amp. Factor (dB)	Reading (dbuv)	Emission Level (dBuV/m)	Limits (dBuV/m)	Margin (dB)	Remark
1	4876.000	34.78	10.56	34.58	43.68	54.44	74.00	19.56	Peak
2	4876.000	34.78	10.56	34.58	31.83	42.59	54.00	11.41	Average

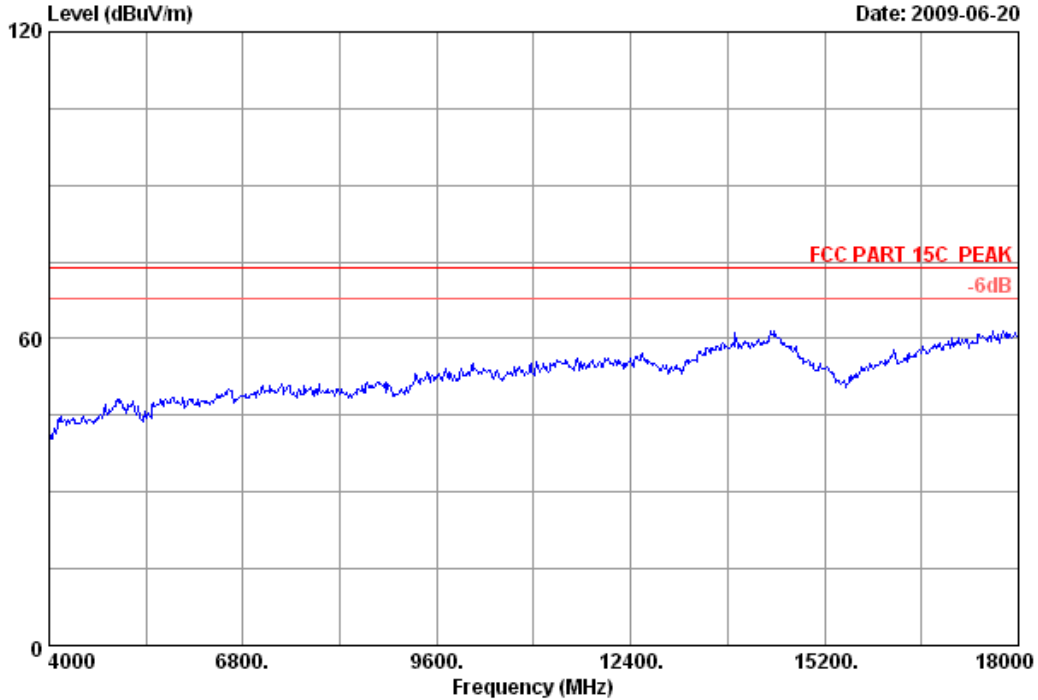
Remarks:

- Emission Level= Antenna Factor + Cable Loss -Amp Factor + Reading.
- The emission levels that are 20dB below the official limit are not reported.



No.6 Ke Feng Road,Block 52,
 ShenZhen Science & Industry Park
 Noutou,ShenZhen,GuangDong,China
 Tel:+86-755-26639495-7
 Fax:+86-755-26632877
 Postcode:518057

Data: 33 File: E:\2009 report data\B\ACS90916.EM6.bak (52)

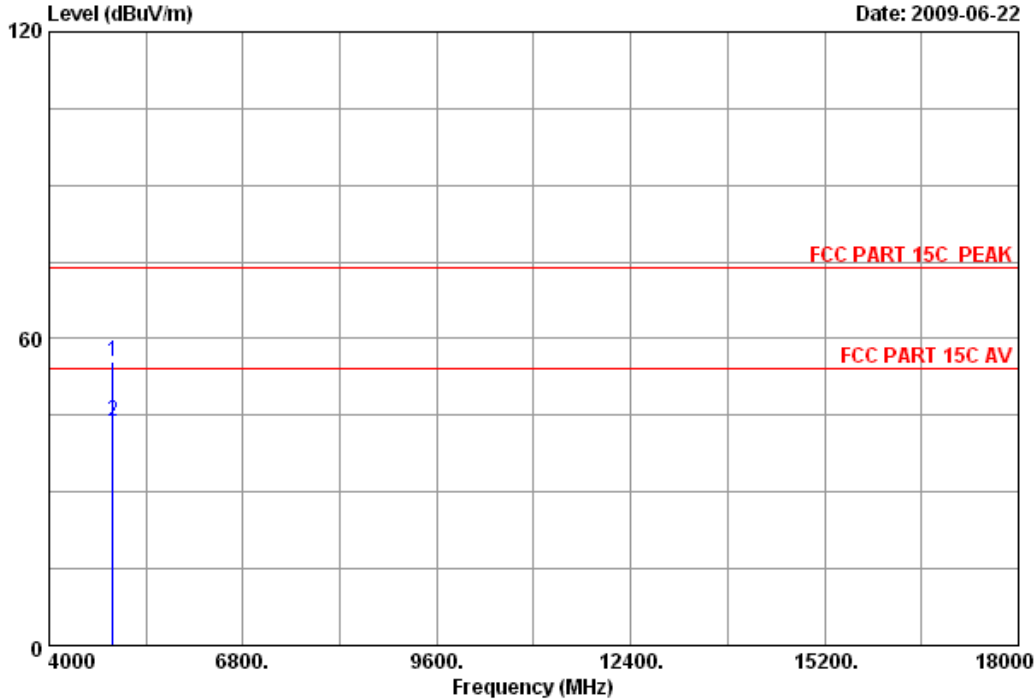


Site no.	: 3m Chamber	Data no.	: 33
Dis. / Ant.	: 3m 3115	Ant. pol.	: HORIZONTAL
Limit	: FCC PART 15C PEAK		
Env. / Ins.	: 23°C/54%	Engineer	: Paul Tian
EUT	: Wireless Sender / Receiver		
Power	: DC 5V From Adapter input 120V/60Hz		
Test mode	: Tx AT1 2462MHz		
	: M/N:RF-RBAUX		



No.6 Ke Feng Road,Block 52,
 ShenZhen Science & Industry Park
 Noutou,ShenZhen,GuangDong,China
 Tel:+86-755-26639495-7
 Fax:+86-755-26632877
 Postcode:518057

Data: 34 File: E:\2009 report data\B\ACS90916.EM6.bak (52)



Site no. : 3m Chamber Data no. : 34
 Dis. / Ant. : 3m 3115 Ant. pol. : HORIZONTAL
 Limit : FCC PART 15C PEAK
 Env. / Ins. : 23*C/54% Engineer : Paul Tian
 EUT : Wireless Sender / Receiver
 Power : DC 5V From Adapter input 120V/60Hz
 Test mode : Tx AT1 2462MHz
 M/N:RF-RBAUX

	Freq. (MHz)	Ant. Factor (dB/m)	Cable loss (dB)	Amp. Factor (dB)	Reading (dbuv)	Emission Level (dBuV/m)	Limits (dBuV/m)	Margin (dB)	Remark
1	4924.000	35.09	10.58	34.57	44.38	55.48	74.00	18.52	Peak
2	4924.000	35.09	10.58	34.57	32.57	43.67	54.00	10.33	Average

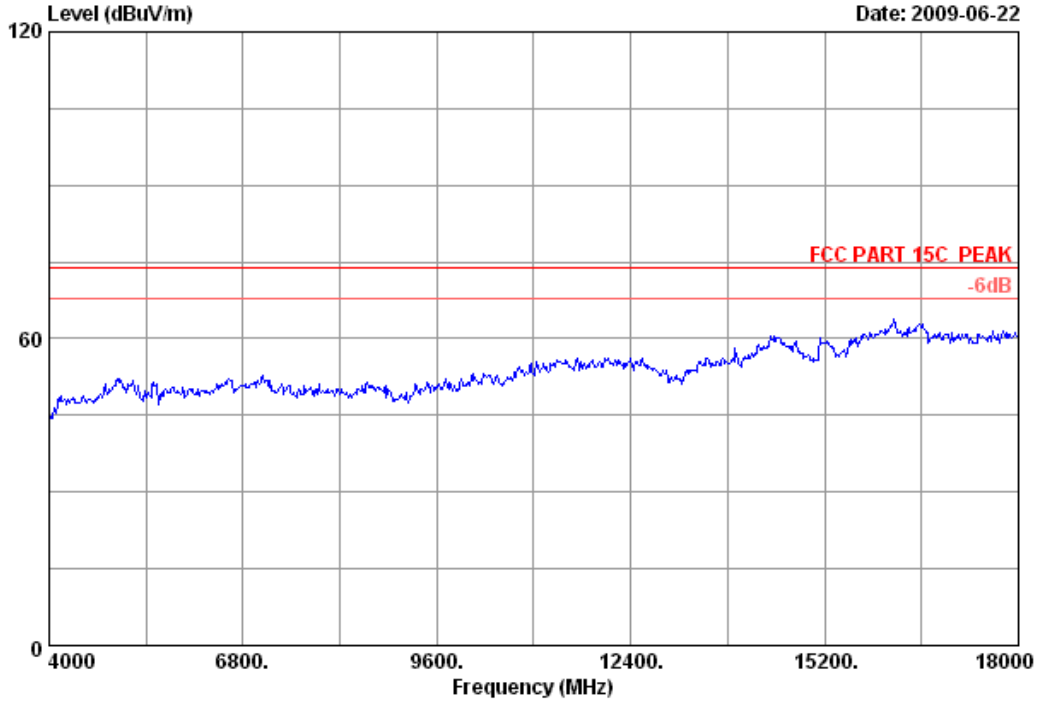
Remarks:

- Emission Level= Antenna Factor + Cable Loss -Amp Factor + Reading.
- The emission levels that are 20dB below the official limit are not reported.



No.6 Ke Feng Road,Block 52,
 ShenZhen Science & Industry Park
 Noutou,ShenZhen,GuangDong,China
 Tel:+86-755-26639495-7
 Fax:+86-755-26632877
 Postcode:518057

Data: 35 File: E:\2009 report data\B\ACS90916.EM6.bak (52)

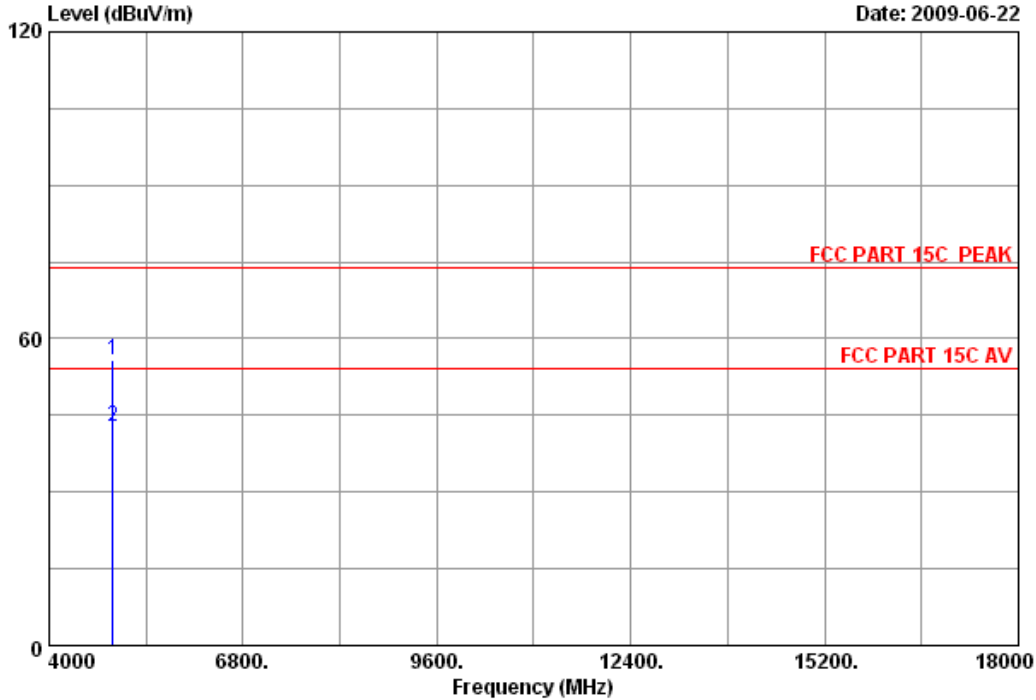


Site no.	: 3m Chamber	Data no.	: 35
Dis. / Ant.	: 3m 3115	Ant. pol.	: VERTICAL
Limit	: FCC PART 15C PEAK		
Env. / Ins.	: 23°C/54%	Engineer	: Paul Tian
EUT	: Wireless Sender / Receiver		
Power	: DC 5V From Adapter input 120V/60Hz		
Test mode	: Tx AT1 2462MHz		
	M/N:RF-RBAUX		



No.6 Ke Feng Road,Block 52,
 ShenZhen Science & Industry Park
 Noutou,ShenZhen,GuangDong,China
 Tel:+86-755-26639495-7
 Fax:+86-755-26632877
 Postcode:518057

Data: 36 File: E:\2009 report data\B\ACS90916.EM6.bak (52)



Site no. : 3m Chamber Data no. : 36
 Dis. / Ant. : 3m 3115 Ant. pol. : VERTICAL
 Limit : FCC PART 15C PEAK
 Env. / Ins. : 23*C/54% Engineer : Paul Tian
 EUT : Wireless Sender / Receiver
 Power : DC 5V From Adapter input 120V/60Hz
 Test mode : Tx AT1 2462MHz
 M/N:RF-RBAUX

	Freq. (MHz)	Ant. Factor (dB/m)	Cable loss (dB)	Amp. Factor (dB)	Reading (dbuv)	Emission Level (dBuV/m)	Limits (dBuV/m)	Margin (dB)	Remark
1	4924.000	35.09	10.58	34.57	44.63	55.73	74.00	18.27	Peak
2	4924.000	35.09	10.58	34.57	31.57	42.67	54.00	11.33	Average

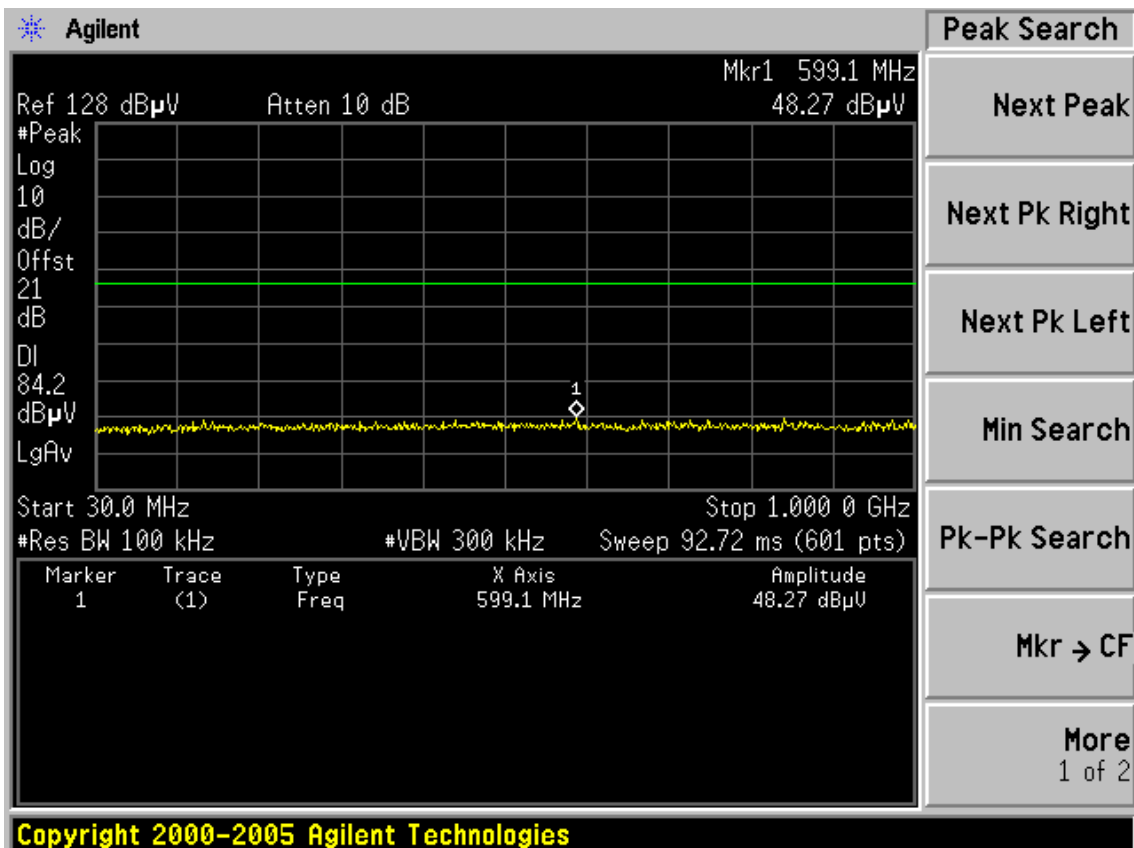
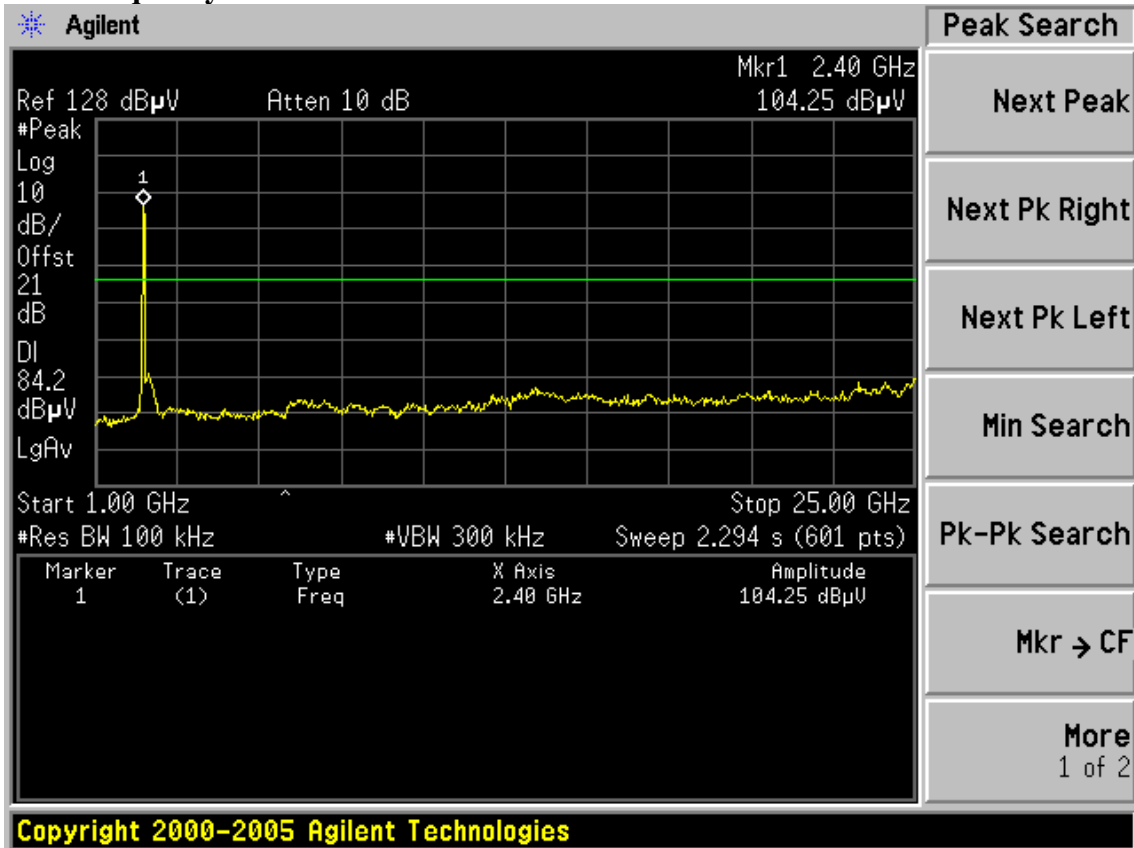
Remarks:

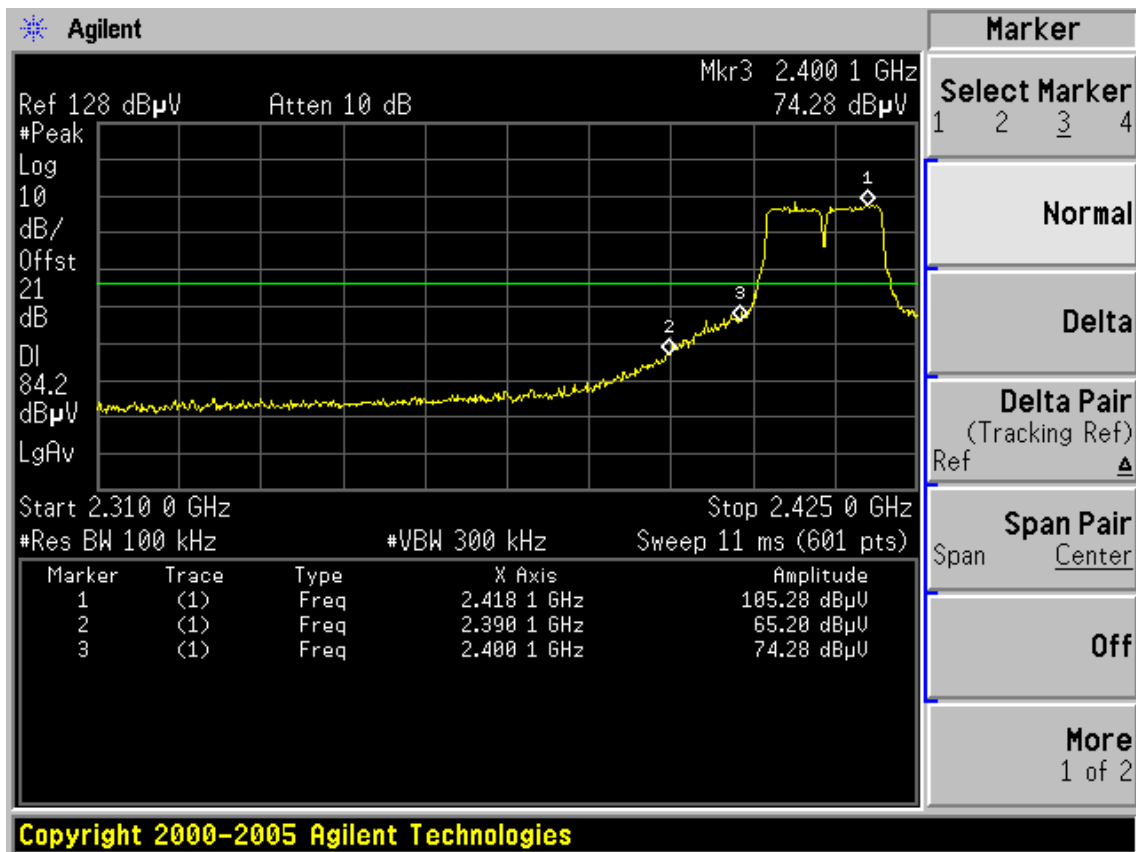
1. Emission Level= Antenna Factor + Cable Loss -Amp Factor + Reading.
2. The emission levels that are 20dB below the official limit are not reported.

Conducted emission test data:

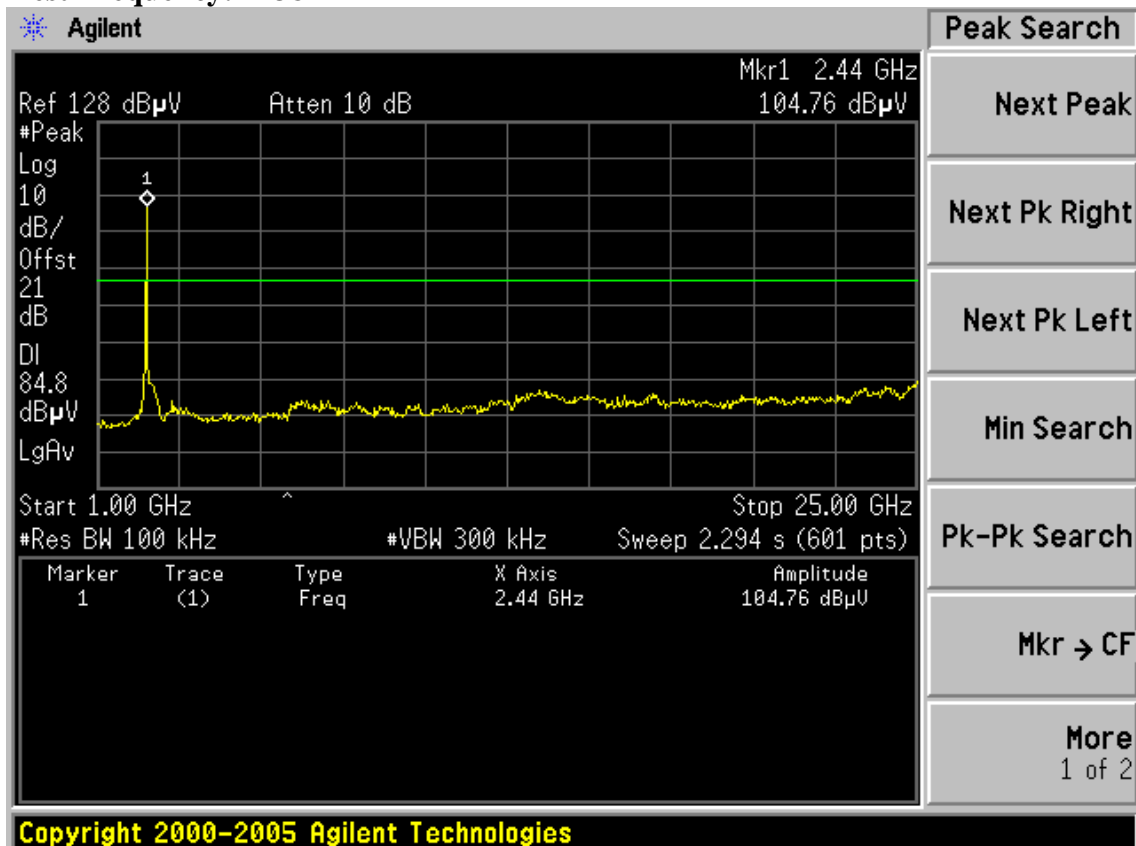
AT0:

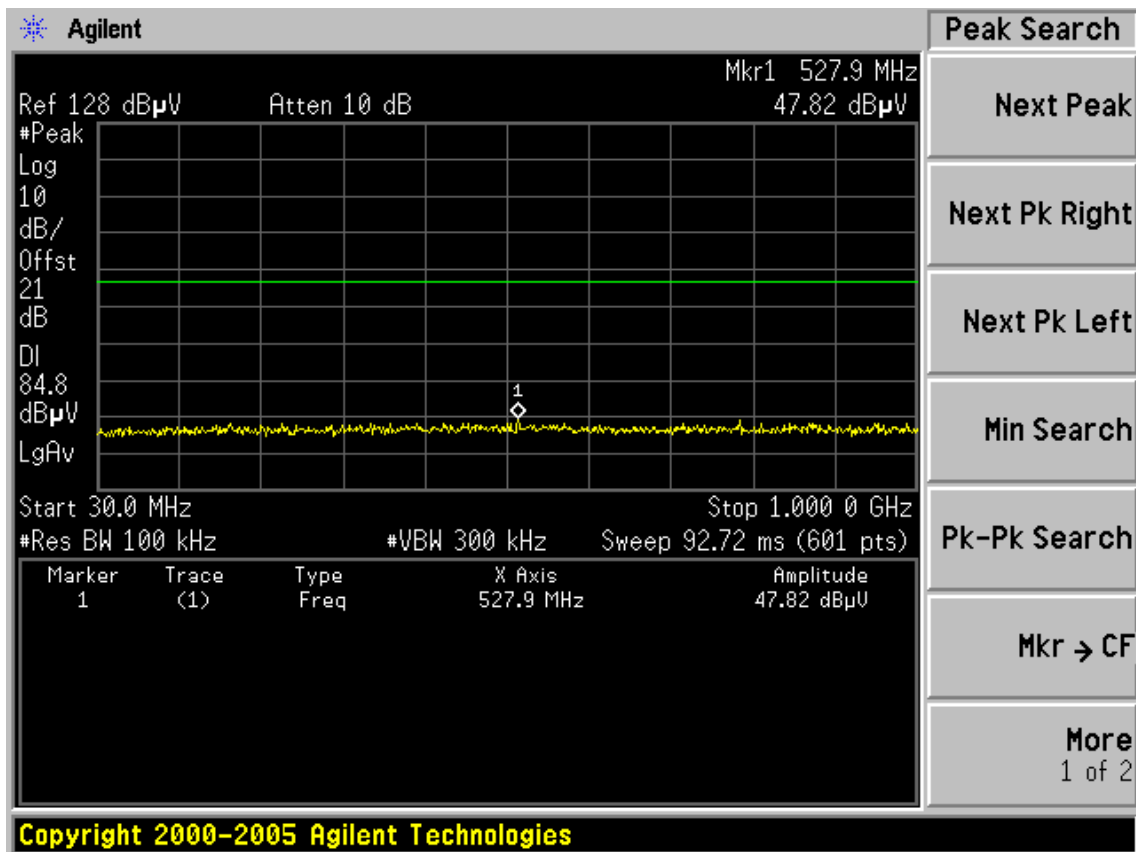
Test Frequency: 2412MHz



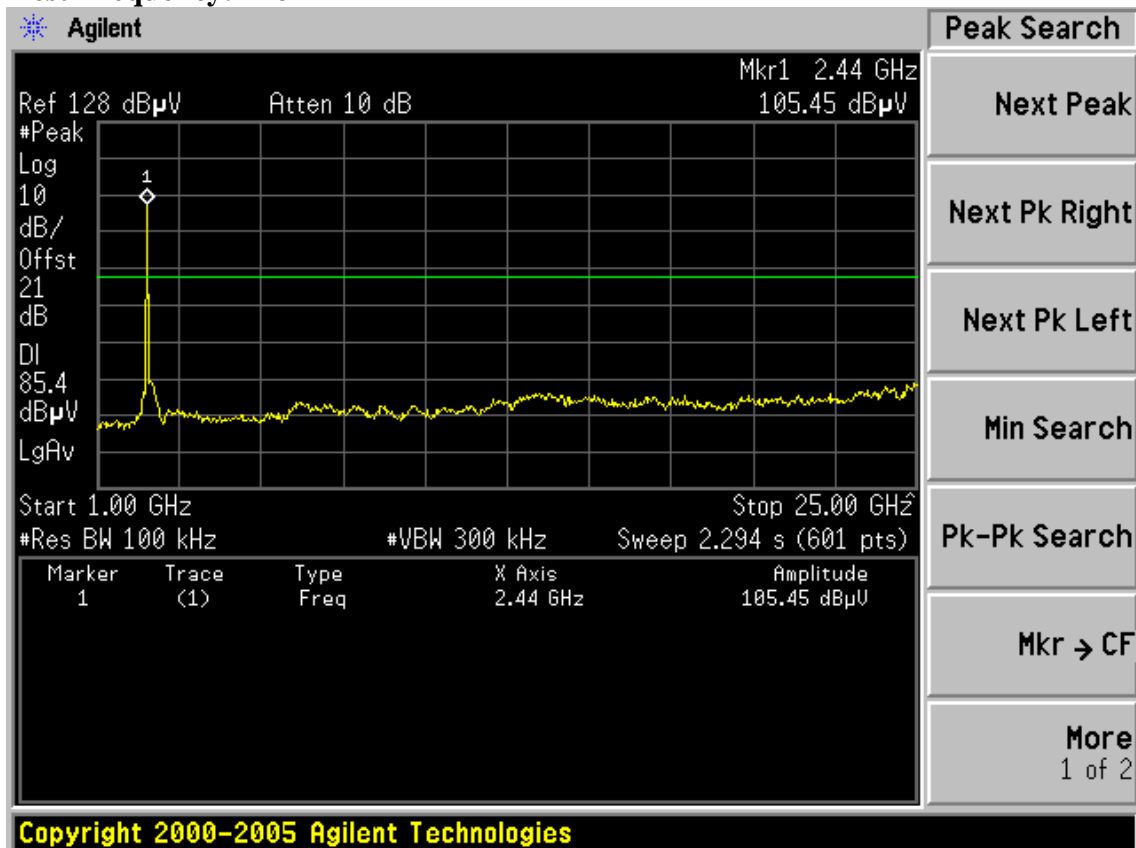


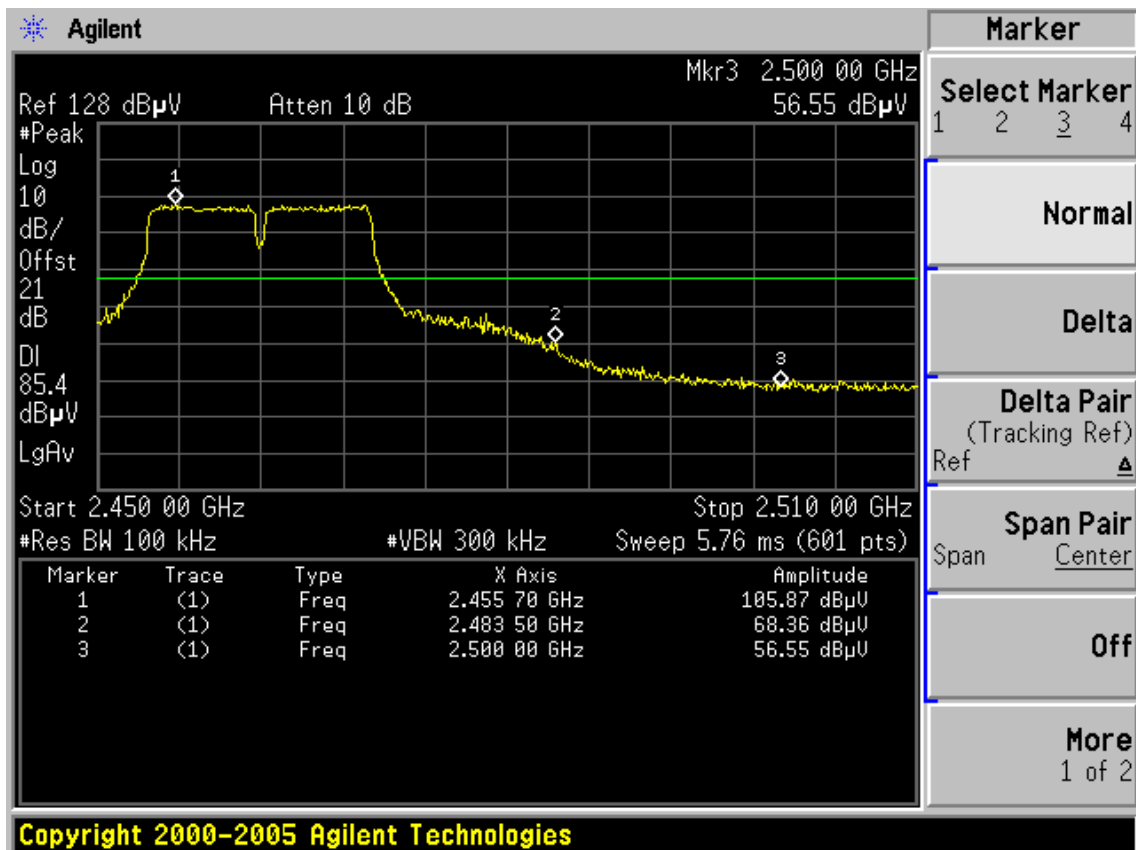
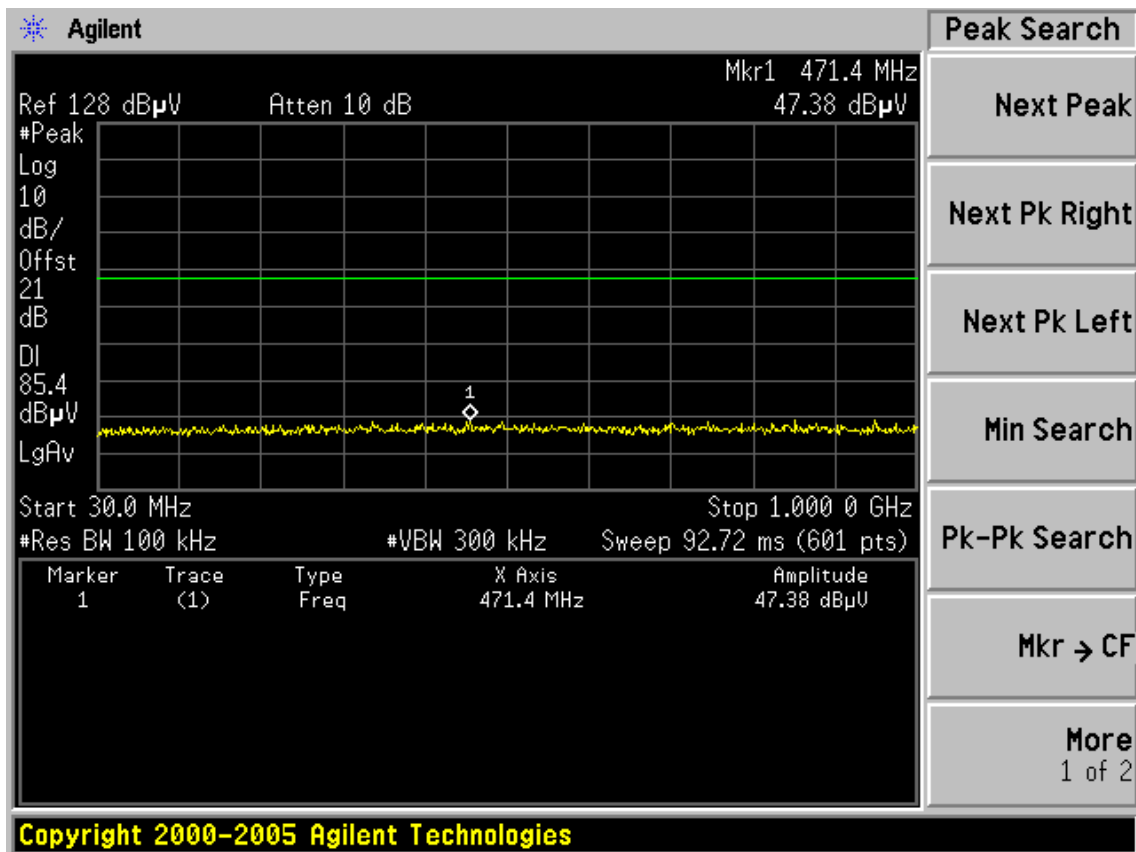
Test Frequency: 2438MHz



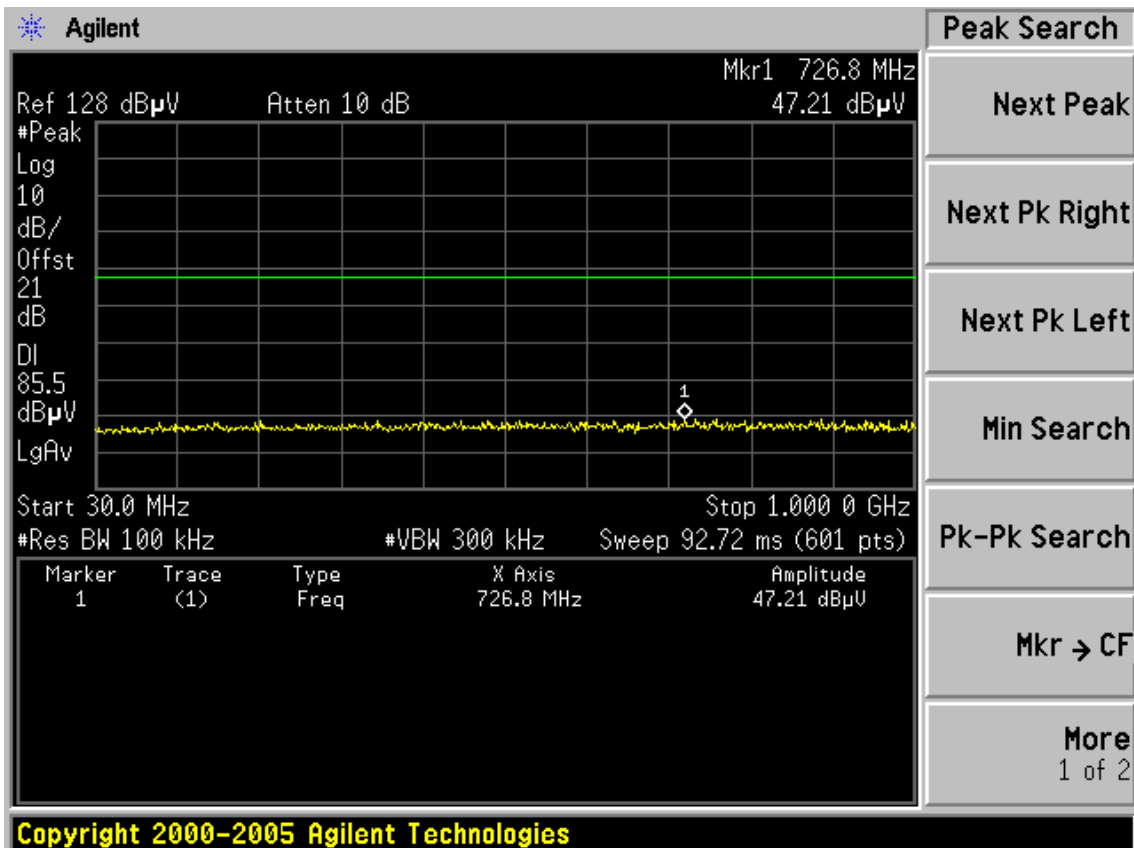
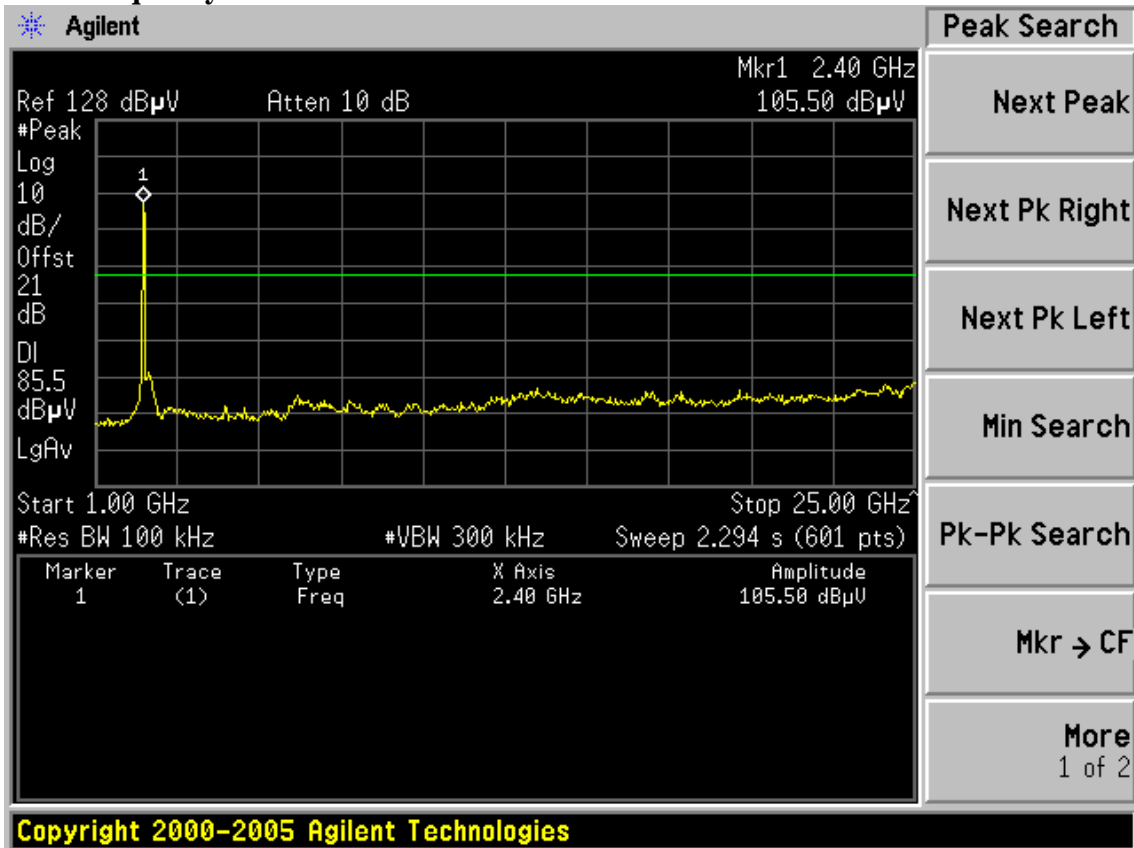


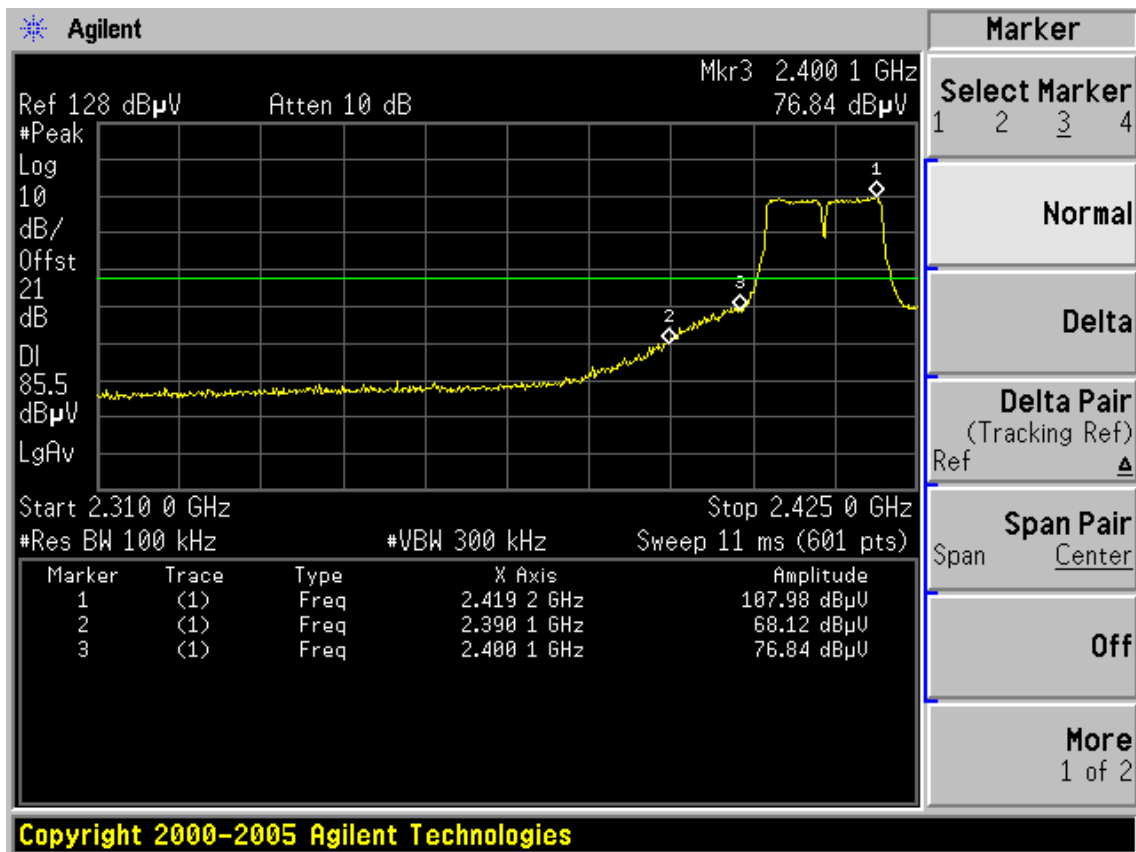
Test Frequency: 2462MHz



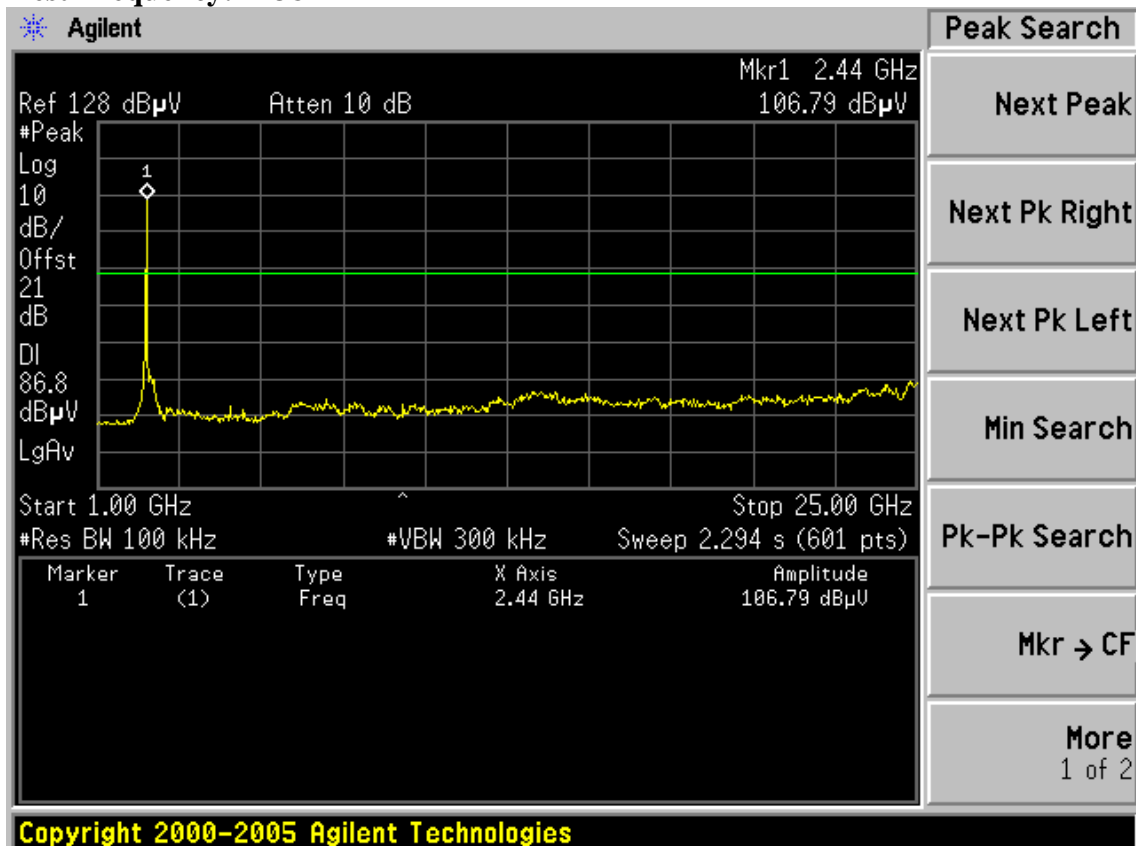


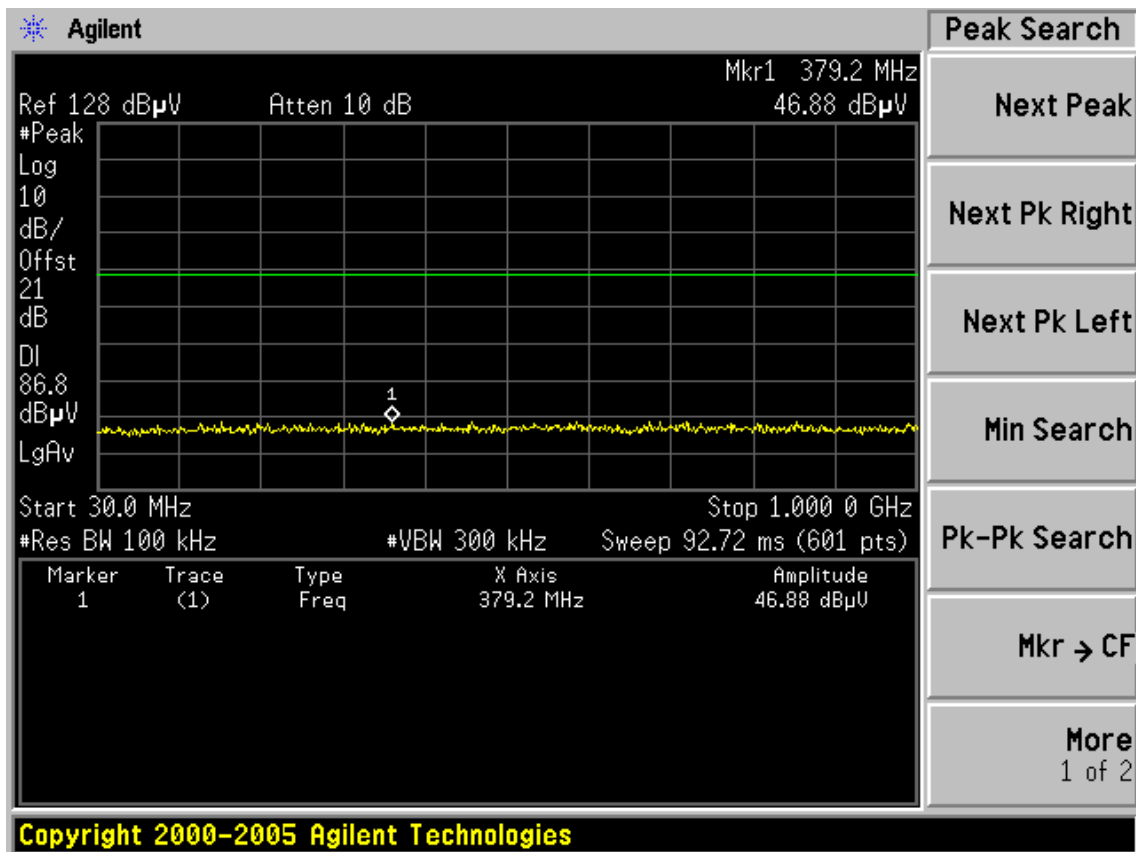
AT1:
Test Frequency: 2412MHz



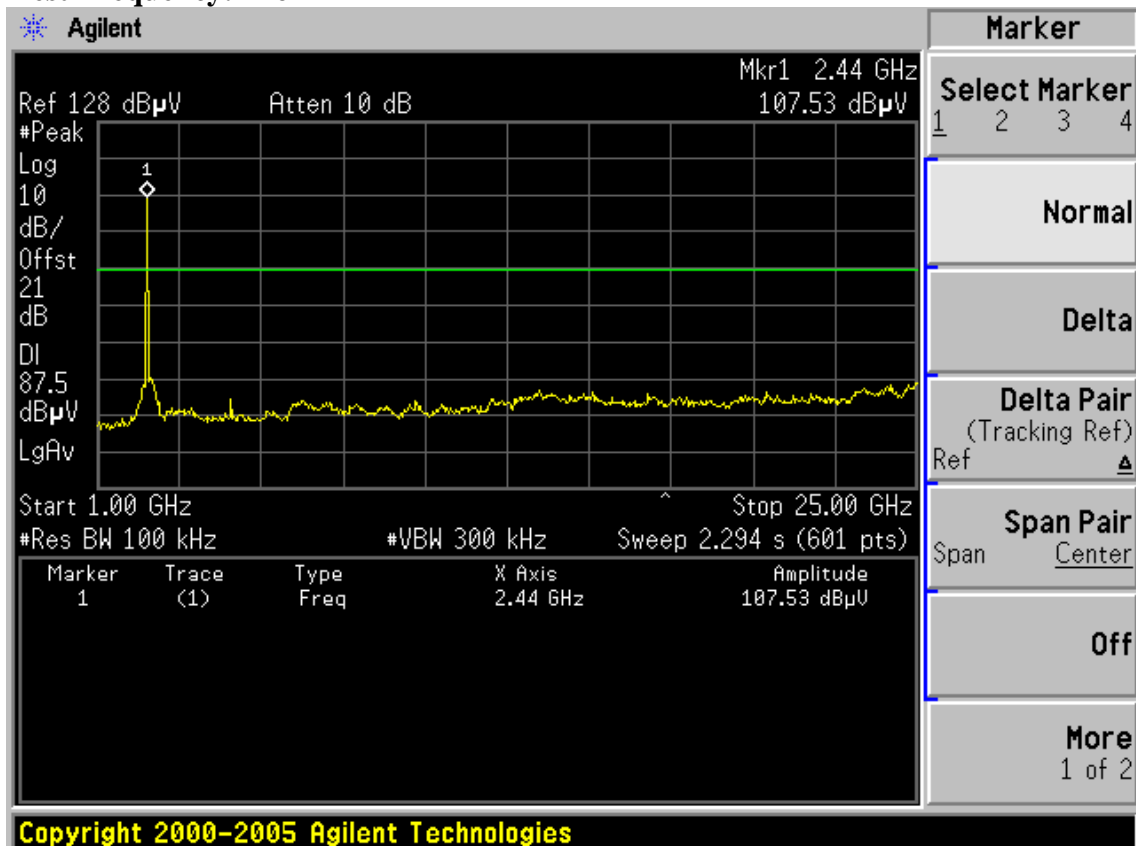


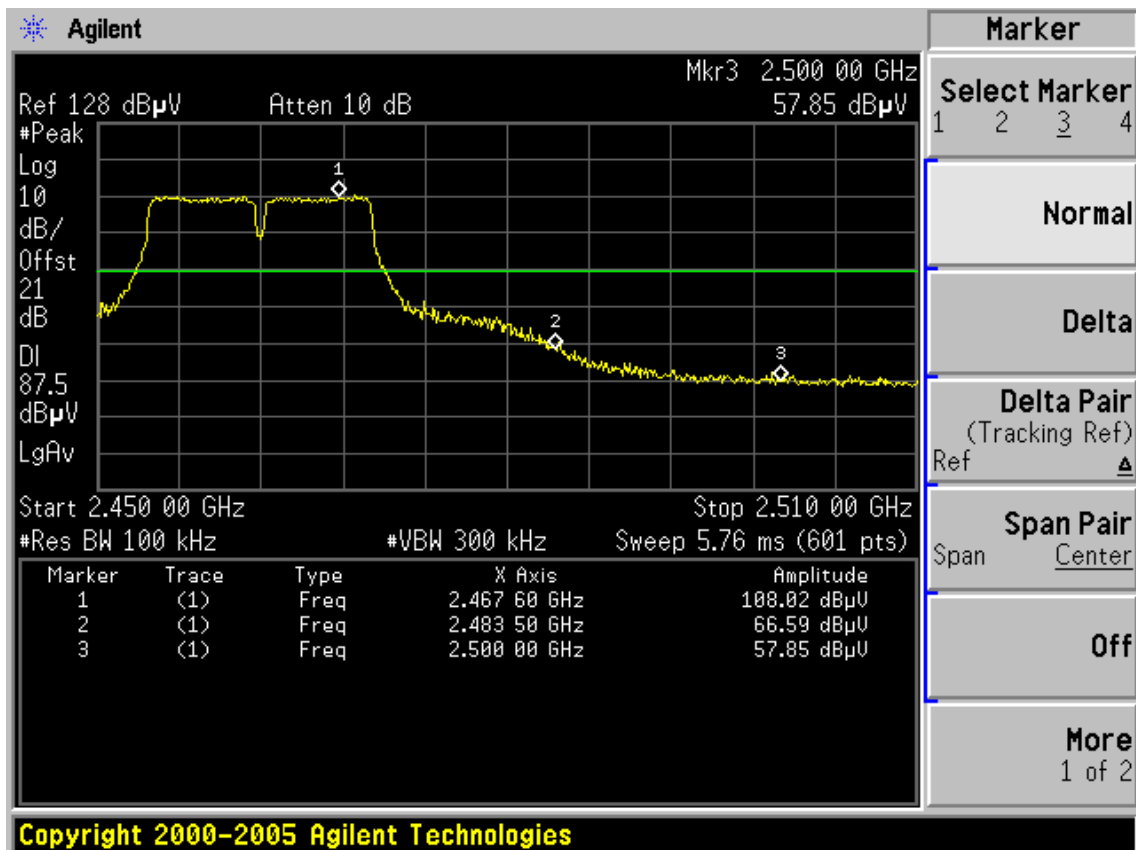
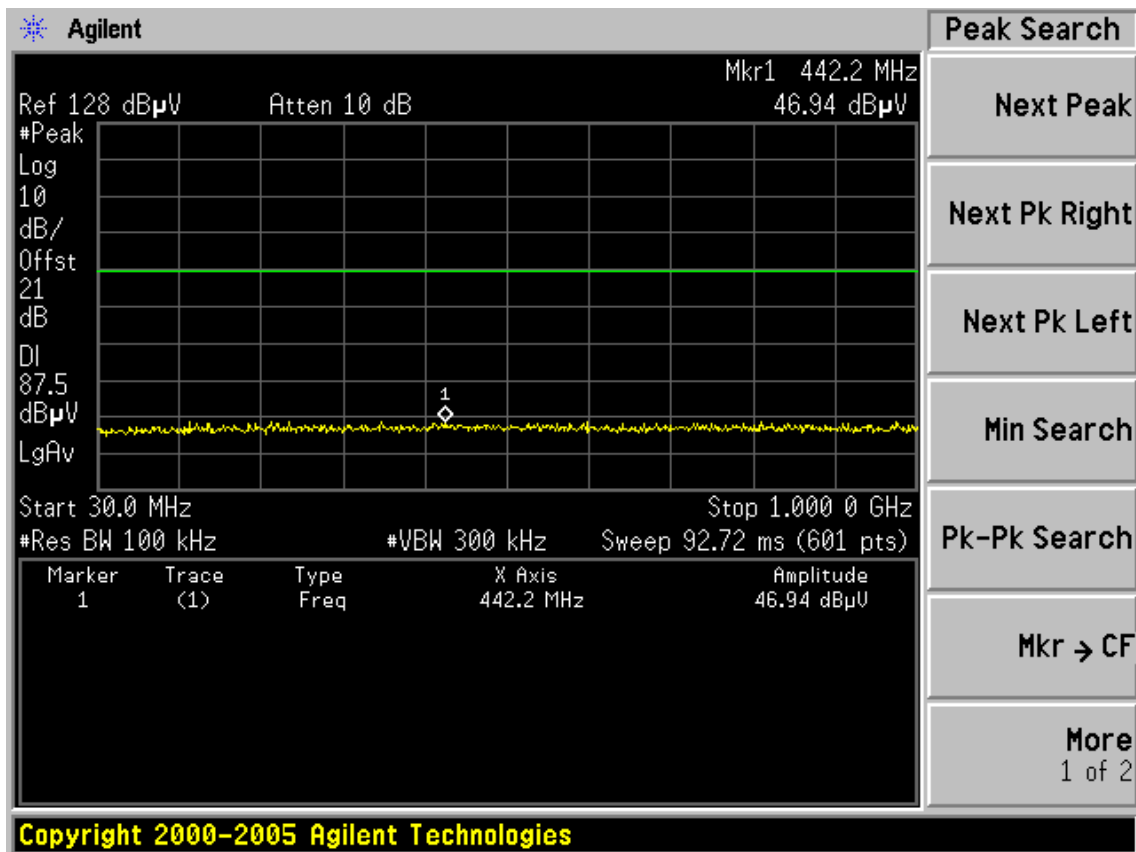
Test Frequency: 2438MHz





Test Frequency: 2462MHz





5. BAND EDGE COMPLIANCE TEST

5.1. Test Equipment

Item	Equipment	Manufacturer	Model No.	Serial No.	Last Cal.	Cal. Interval
1	Spectrum Analyzer	Agilent	E4446A	US44300459	May,08, 09	1 Year
2	Horn Antenna	EMCO	3115	9607-4877	May, 27, 08	1.5 Year
3	Amplifier	Agilent	8449B	3008A02495	Nov.24.08	1 Year
4	RF Cable	Hubersuhner	SUCOFLEX 102	28620/2	May,08, 09	1 Year
5	RF Cable	Hubersuhner	SUCOFLEX 102	271471/4	May,08, 09	1 Year
6	RF Cable	Hubersuhner	SUCOFLEX 102	29086/2	May,08, 09	1 Year

5.2. Limit

All the lower and upper band-edges emissions appearing within 2310MHz to 2390MHz and 2483.5MHz to 2500MHz restricted frequency bands shall not exceed the limits shown in 15.209, all the other emissions outside operation frequency band 2400MHz to 2483.5MHz shall be at least 20dB below the fundamental emissions, or comply with 15.209 limits.

5.3. Test Produce

1. The EUT is placed on a turntable, which is 0.8m above the ground plane and worked at highest radiated power.
2. The turntable was rotated for 360 degrees to determine the position of maximum emission level.
3. EUT is set 3m away from the receiving antenna, which is varied from 1m to 4m to find out the highest emission.
4. Set the spectrum analyzer in the following setting in order to capture the lower and upperband-edges of the emission:
 - (a) PEAK: RBW=VBW=1MHz / Sweep=AUTO
 - (b) AVERAGE: RBW=1MHz / VBW=10Hz / Sweep=AUTO

5.4. Test Results

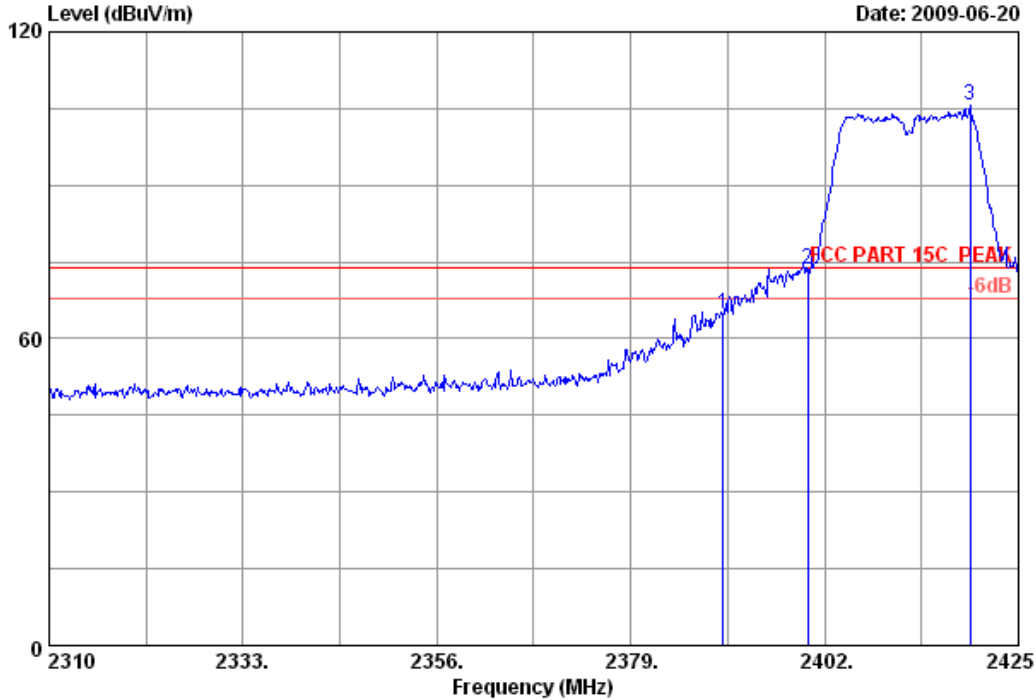
Pass (The testing data was attached in the next pages.)

All the emissions outside operation frequency band were comply with 15.209 limit



No.6 Ke Feng Road,Block 52,
 ShenZhen Science & Industry Park
 Noutou,ShenZhen,GuangDong,China
 Tel:+86-755-26639495-7
 Fax:+86-755-26632877
 Postcode:518057

Data: 37 File: E:\2009 report data\B\ACS90916.EM6.bak (52)



Site no. : 3m Chamber Data no. : 37
 Dis. / Ant. : 3m 3115 Ant. pol. : HORIZONTAL
 Limit : FCC PART 15C PEAK
 Env. / Ins. : 23°C/54% Engineer : Paul Tian
 EUT : Wireless Sender / Receiver
 Power : DC 5V From Adapter input 120V/60Hz
 Test mode : Tx ATO 2412MHz
 M/N:RF-RBAUX

	Freq. (MHz)	Ant. Factor (dB/m)	Cable loss (dB)	Amp. Factor (dB)	Reading (dbuv)	Emission Level (dBuV/m)	Limits (dBuV/m)	Margin (dB)	Remark
1	2390.000	28.46	6.71	35.12	64.71	64.76	74.00	9.24	Peak
2	2400.000	28.46	6.73	35.12	73.32	73.39	74.00	0.61	Peak
3	2419.250	28.48	6.77	35.11	105.54	105.68	74.00	-31.68	Peak

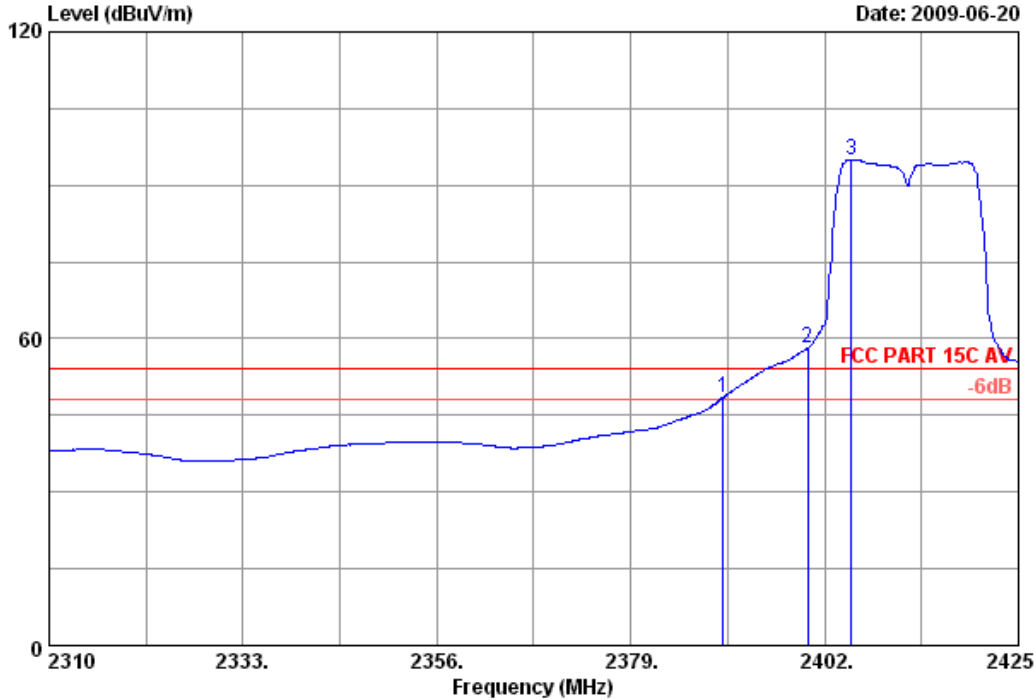
Remarks:

1. Emission Level= Antenna Factor + Cable Loss -Amp Factor + Reading.
2. The emission levels that are 20dB below the official limit are not reported.



No.6 Ke Feng Road,Block 52,
ShenZhen Science & Industry Park
Noutou,ShenZhen,GuangDong,China
Tel:+86-755-26639495-7
Fax:+86-755-26632877
Postcode:518057

Data: 38 File: E:\2009 report data\B\ACS90916.EM6.bak (52)



Site no. : 3m Chamber Data no. : 38
 Dis. / Ant. : 3m 3115 Ant. pol. : HORIZONTAL
 Limit : FCC PART 15C AV
 Env. / Ins. : 23°C/54% Engineer : Paul Tian
 EUT : Wireless Sender / Receiver
 Power : DC 5V From Adapter input 120V/60Hz
 Test mode : Tx ATO 2412MHz
 M/N:RF-RBAUX

	Freq. (MHz)	Ant. Factor (dB/m)	Cable loss (dB)	Amp. Factor (dB)	Reading (dbuv)	Emission Level (dBuV/m)	Limits (dBuV/m)	Margin (dB)	Remark
1	2390.000	28.46	6.71	35.12	48.52	48.57	54.00	5.43	Average
2	2400.000	28.46	6.73	35.12	58.14	58.21	54.00	-4.21	Average
3	2405.220	28.48	6.73	35.12	95.00	95.09	54.00	-41.09	Average

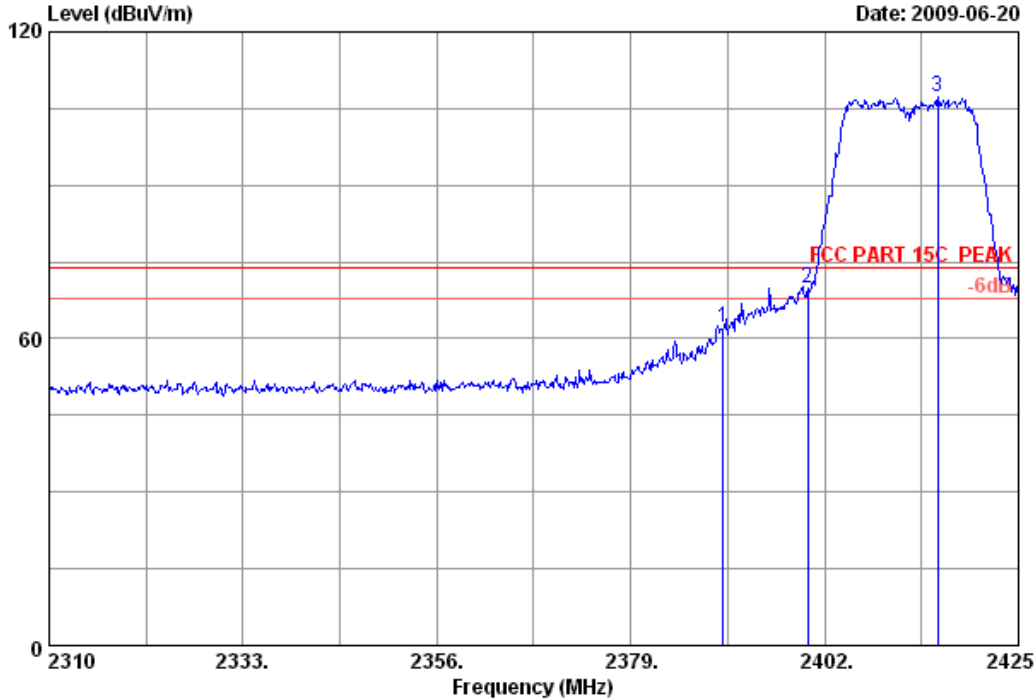
Remarks:

1. Emission Level= Antenna Factor + Cable Loss -Amp Factor + Reading.
2. The emission levels that are 20dB below the official limit are not reported.



No.6 Ke Feng Road,Block 52,
 ShenZhen Science & Industry Park
 Noutou,ShenZhen,GuangDong,China
 Tel:+86-755-26639495-7
 Fax:+86-755-26632877
 Postcode:518057

Data: 39 File: E:\2009 report data\B\ACS90916.EM6.bak (52)



Site no. : 3m Chamber Data no. : 39
 Dis. / Ant. : 3m 3115 Ant. pol. : VERTICAL
 Limit : FCC PART 15C PEAK
 Env. / Ins. : 23°C/54% Engineer : Paul Tian
 EUT : Wireless Sender / Receiver
 Power : DC 5V From Adapter input 120V/60Hz
 Test mode : Tx ATO 2412MHz
 M/N:RF-RBAUX

	Ant.	Cable	Amp.	Emission				Remark
Freq. (MHz)	Factor (dB/m)	loss (dB)	Factor (dB)	Reading (dbuv)	Level (dBuV/m)	Limits (dBuV/m)	Margin (dB)	
1 2390.000	28.46	6.71	35.12	62.05	62.10	74.00	11.90	Peak
2 2400.000	28.46	6.73	35.12	69.91	69.98	74.00	4.02	Peak
3 2415.455	28.48	6.77	35.11	107.01	107.15	74.00	-33.15	Peak

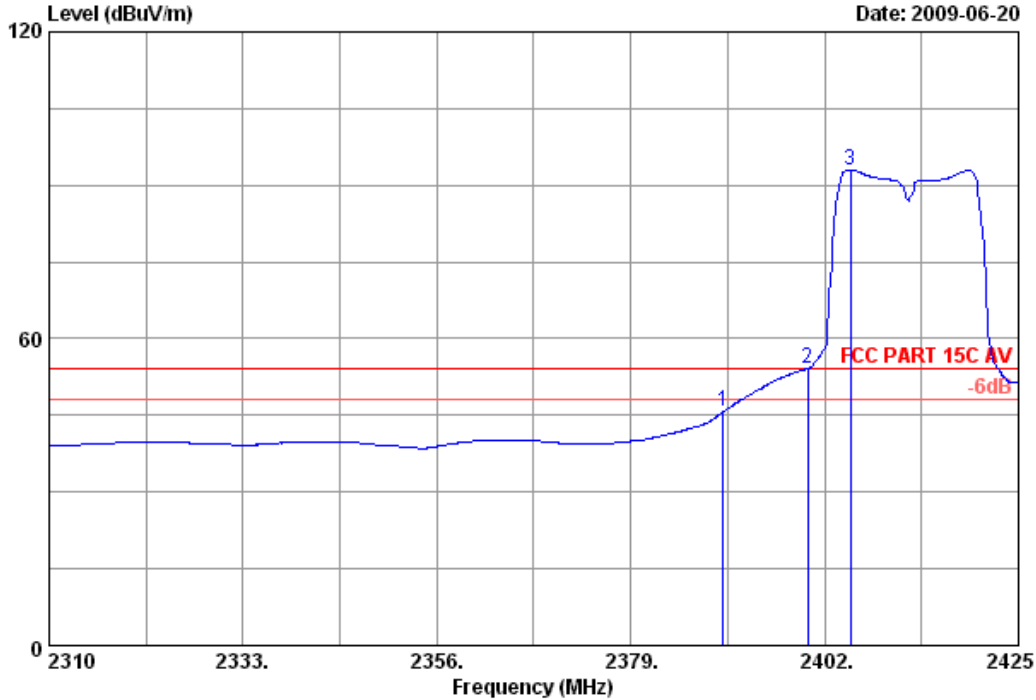
Remarks:

1. Emission Level= Antenna Factor + Cable Loss -Amp Factor + Reading.
2. The emission levels that are 20dB below the official limit are not reported.



No.6 Ke Feng Road,Block 52,
 ShenZhen Science & Industry Park
 Noutou,ShenZhen,GuangDong,China
 Tel:+86-755-26639495-7
 Fax:+86-755-26632877
 Postcode:518057

Data: 40 File: E:\2009 report data\B\ACS90916.EM6.bak (52)



Site no. : 3m Chamber Data no. : 40
 Dis. / Ant. : 3m 3115 Ant. pol. : VERTICAL
 Limit : FCC PART 15C AV
 Env. / Ins. : 23°C/54% Engineer : Paul Tian
 EUT : Wireless Sender / Receiver
 Power : DC 5V From Adapter input 120V/60Hz
 Test mode : Tx ATO 2412MHz
 M/N:RF-RBAUX

	Freq. (MHz)	Ant. Factor (dB/m)	Cable loss (dB)	Amp. Factor (dB)	Reading (dbuv)	Emission			Remark
						Level (dBuV/m)	Limits (dBuV/m)	Margin (dB)	
1	2390.000	28.46	6.71	35.12	45.71	45.76	54.00	8.24	Average
2	2400.000	28.46	6.73	35.12	54.16	54.23	54.00	-0.23	Average
3	2405.105	28.48	6.73	35.12	93.00	93.09	54.00	-39.09	Average

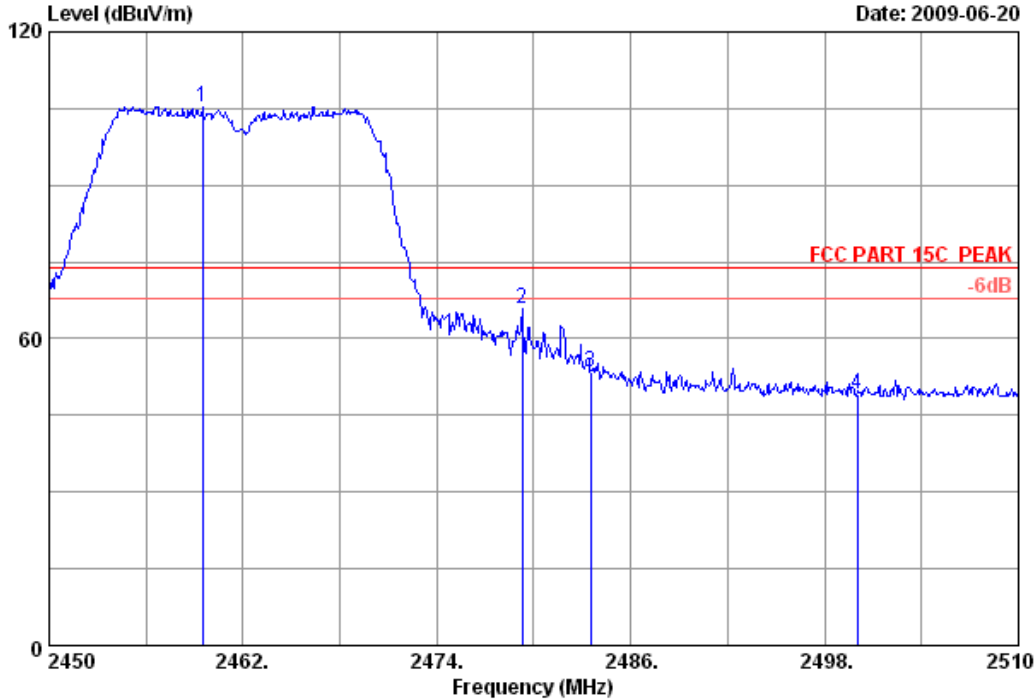
Remarks:

1. Emission Level= Antenna Factor + Cable Loss -Amp Factor + Reading.
2. The emission levels that are 20dB below the official limit are not reported.



No.6 Ke Feng Road,Block 52,
ShenZhen Science & Industry Park
Noutou,ShenZhen,GuangDong,China
Tel:+86-755-26639495-7
Fax:+86-755-26632877
Postcode:518057

Data: 41 File: E:\2009 report data\B\ACS90916.EM6.bak (52)



Site no. : 3m Chamber Data no. : 41
 Dis. / Ant. : 3m 3115 Ant. pol. : VERTICAL
 Limit : FCC PART 15C PEAK
 Env. / Ins. : 23°C/54% Engineer : Paul Tian
 EUT : Wireless Sender / Receiver
 Power : DC 5V From Adapter input 120V/60Hz
 Test mode : Tx ATO 2462MHz
 M/N:RF-RBAUX

	Freq. (MHz)	Ant. Factor (dB/m)	Cable loss (dB)	Amp. Factor (dB)	Reading (dbuv)	Emission Level (dBuV/m)	Limits (dBuV/m)	Margin (dB)	Remark
1	2459.480	28.55	6.84	35.11	105.14	105.42	74.00	-31.42	Peak
2	2479.280	28.58	6.87	35.10	65.35	65.70	74.00	8.30	Peak
3	2483.500	28.58	6.87	35.10	53.25	53.60	74.00	20.40	Peak
4	2500.000	28.60	6.91	35.10	48.79	49.20	74.00	24.80	Peak

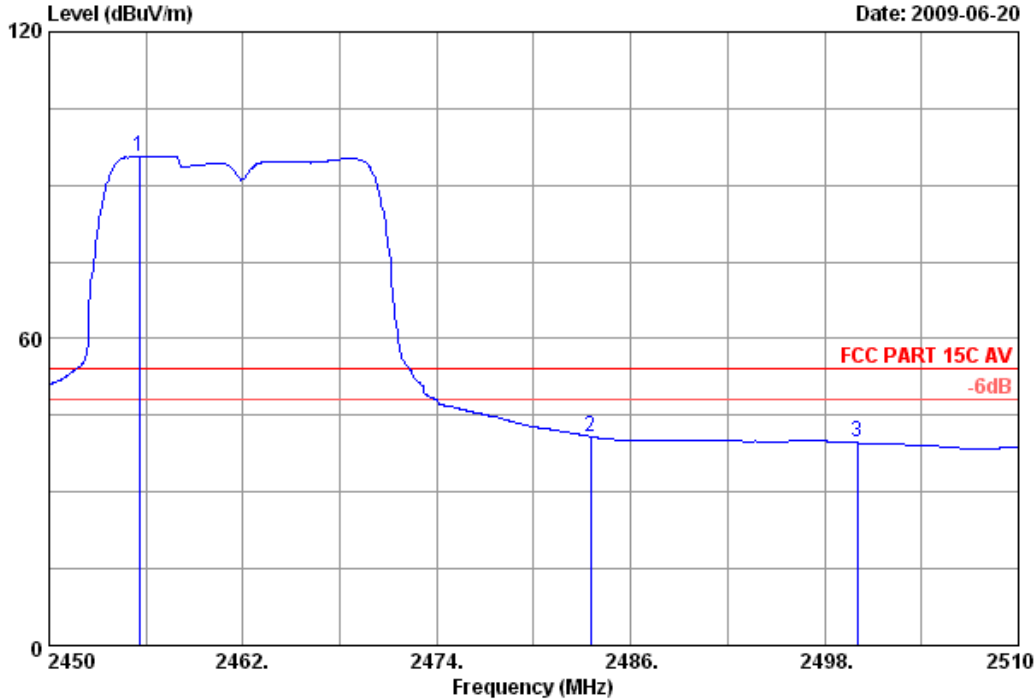
Remarks:

1. Emission Level= Antenna Factor + Cable Loss -Amp Factor + Reading.
2. The emission levels that are 20dB below the official limit are not reported.



No.6 Ke Feng Road,Block 52,
 ShenZhen Science & Industry Park
 Noutou,ShenZhen,GuangDong,China
 Tel:+86-755-26639495-7
 Fax:+86-755-26632877
 Postcode:518057

Data: 42 File: E:\2009 report data\B\ACS90916.EM6.bak (52)



Site no. : 3m Chamber Data no. : 42
 Dis. / Ant. : 3m 3115 Ant. pol. : VERTICAL
 Limit : FCC PART 15C AV
 Env. / Ins. : 23*C/54% Engineer : Paul Tian
 EUT : Wireless Sender / Receiver
 Power : DC 5V From Adapter input 120V/60Hz
 Test mode : Tx ATO 2462MHz
 M/N:RF-RBAUX

	Freq. (MHz)	Ant. Factor (dB/m)	Cable loss (dB)	Amp. Factor (dB)	Reading (dbuv)	Emission Level (dBuV/m)	Limits (dBuV/m)	Margin (dB)	Remark
1	2455.580	28.55	6.84	35.11	95.46	95.74	54.00	-41.74	Average
2	2483.500	28.58	6.87	35.10	40.52	40.87	54.00	13.13	Average
3	2500.000	28.60	6.91	35.10	39.23	39.64	54.00	14.36	Average

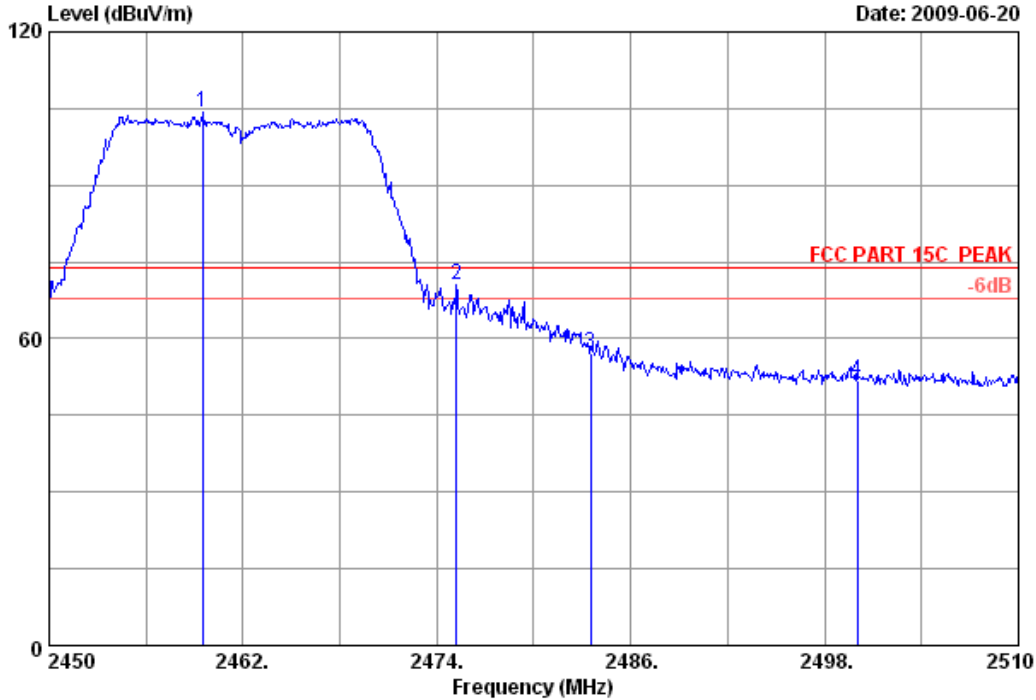
Remarks:

1. Emission Level= Antenna Factor + Cable Loss -Amp Factor + Reading.
2. The emission levels that are 20dB below the official limit are not reported.



No.6 Ke Feng Road,Block 52,
 ShenZhen Science & Industry Park
 Noutou, ShenZhen, GuangDong, China
 Tel:+86-755-26639495-7
 Fax:+86-755-26632877
 Postcode:518057

Data: 43 File: E:\2009 report data\B\ACS90916.EM6.bak (52)



Site no. : 3m Chamber Data no. : 43
 Dis. / Ant. : 3m 3115 Ant. pol. : HORIZONTAL
 Limit : FCC PART 15C PEAK
 Env. / Ins. : 23°C/54% Engineer : Paul Tian
 EUT : Wireless Sender / Receiver
 Power : DC 5V From Adapter input 120V/60Hz
 Test mode : Tx ATO 2462MHz
 M/N:RF-RBAUX

	Freq. (MHz)	Ant. Factor (dB/m)	Cable loss (dB)	Amp. Factor (dB)	Reading (dbuv)	Emission Level (dBuV/m)	Limits (dBuV/m)	Margin (dB)	Remark
1	2459.480	28.55	6.84	35.11	104.05	104.33	74.00	-30.33	Peak
2	2475.200	28.58	6.87	35.10	70.26	70.61	74.00	3.39	Peak
3	2483.500	28.58	6.87	35.10	56.83	57.18	74.00	16.82	Peak
4	2500.000	28.60	6.91	35.10	51.41	51.82	74.00	22.18	Peak

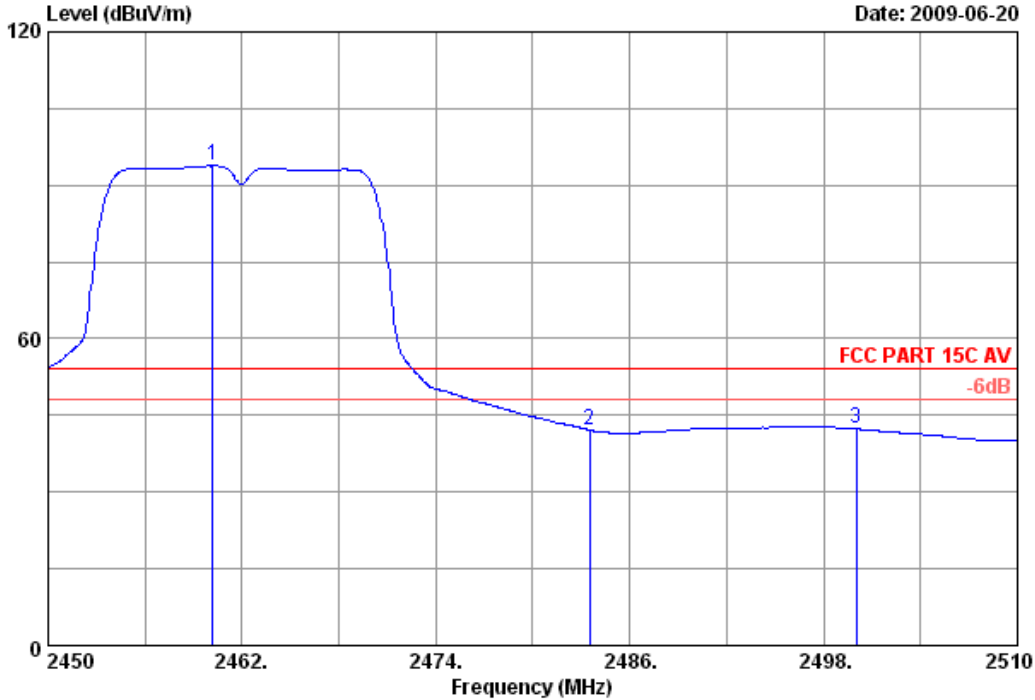
Remarks:

1. Emission Level= Antenna Factor + Cable Loss -Amp Factor + Reading.
2. The emission levels that are 20dB below the official limit are not reported.



No.6 Ke Feng Road,Block 52,
ShenZhen Science & Industry Park
Noutou,ShenZhen,GuangDong,China
Tel:+86-755-26639495-7
Fax:+86-755-26632877
Postcode:518057

Data: 44 File: E:\2009 report data\B\ACS90916.EM6.bak (52)



Site no. : 3m Chamber Data no. : 44
 Dis. / Ant. : 3m 3115 Ant. pol. : HORIZONTAL
 Limit : FCC PART 15C AV
 Env. / Ins. : 23°C/54% Engineer : Paul Tian
 EUT : Wireless Sender / Receiver
 Power : DC 5V From Adapter input 120V/60Hz
 Test mode : Tx ATO 2462MHz
 M/N:RF-RBAUX

	Freq. (MHz)	Ant. Factor (dB/m)	Cable loss (dB)	Amp. Factor (dB)	Reading (dbuv)	Emission Level (dBuV/m)	Limits (dBuV/m)	Margin (dB)	Remark
1	2460.200	28.55	6.84	35.11	93.52	93.80	54.00	-39.80	Average
2	2483.500	28.58	6.87	35.10	41.83	42.18	54.00	11.82	Average
3	2500.000	28.60	6.91	35.10	41.89	42.30	54.00	11.70	Average

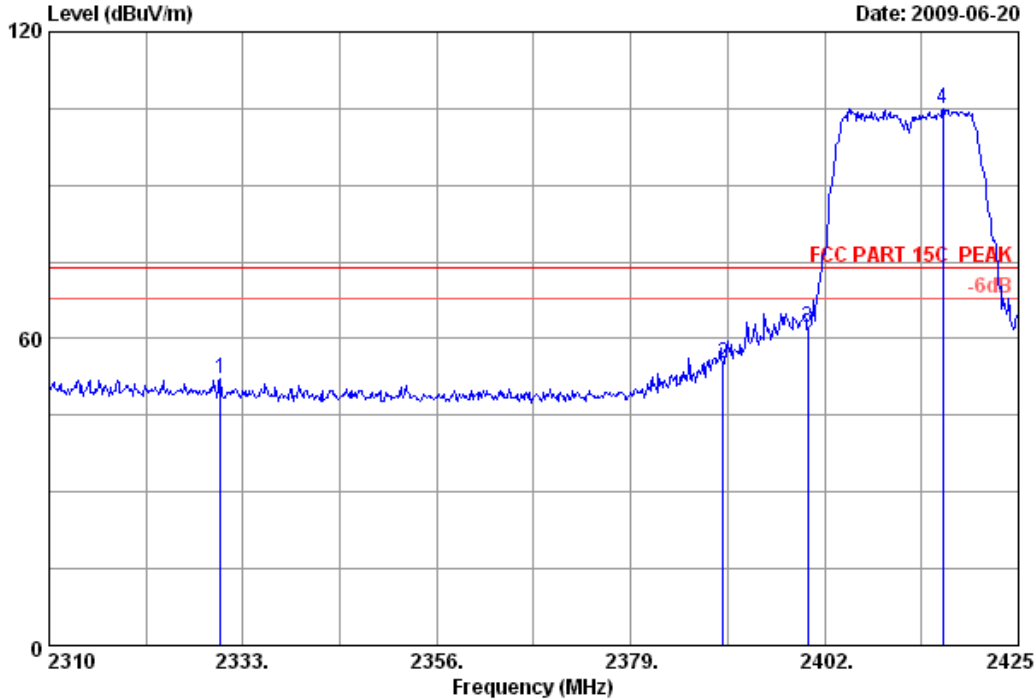
Remarks:

1. Emission Level= Antenna Factor + Cable Loss -Amp Factor + Reading.
2. The emission levels that are 20dB below the official limit are not reported.



No.6 Ke Feng Road,Block 52,
 ShenZhen Science & Industry Park
 Noutou,ShenZhen,GuangDong,China
 Tel:+86-755-26639495-7
 Fax:+86-755-26632877
 Postcode:518057

Data: 45 File: E:\2009 report data\B\ACS90916.EM6.bak (52)



Site no. : 3m Chamber Data no. : 45
 Dis. / Ant. : 3m 3115 Ant. pol. : HORIZONTAL
 Limit : FCC PART 15C PEAK
 Env. / Ins. : 23°C/54% Engineer : Paul Tian
 EUT : Wireless Sender / Receiver
 Power : DC 5V From Adapter input 120V/60Hz
 Test mode : Tx AT1 2412MHz
 M/N:RF-RBAUX

	Ant.	Cable	Amp.	Emission					
Freq.	Factor	loss	Factor	Reading	Level	Limits	Margin	Remark	
(MHz)	(dB/m)	(dB)	(dB)	(dbuv)	(dBuV/m)	(dBuV/m)	(dB)		
1	2330.355	28.36	6.65	35.13	52.39	52.27	74.00	21.73	Peak
2	2390.000	28.46	6.71	35.12	54.97	55.02	74.00	18.98	Peak
3	2400.000	28.46	6.73	35.12	62.08	62.15	74.00	11.85	Peak
4	2416.030	28.48	6.77	35.11	104.84	104.98	74.00	-30.98	Peak

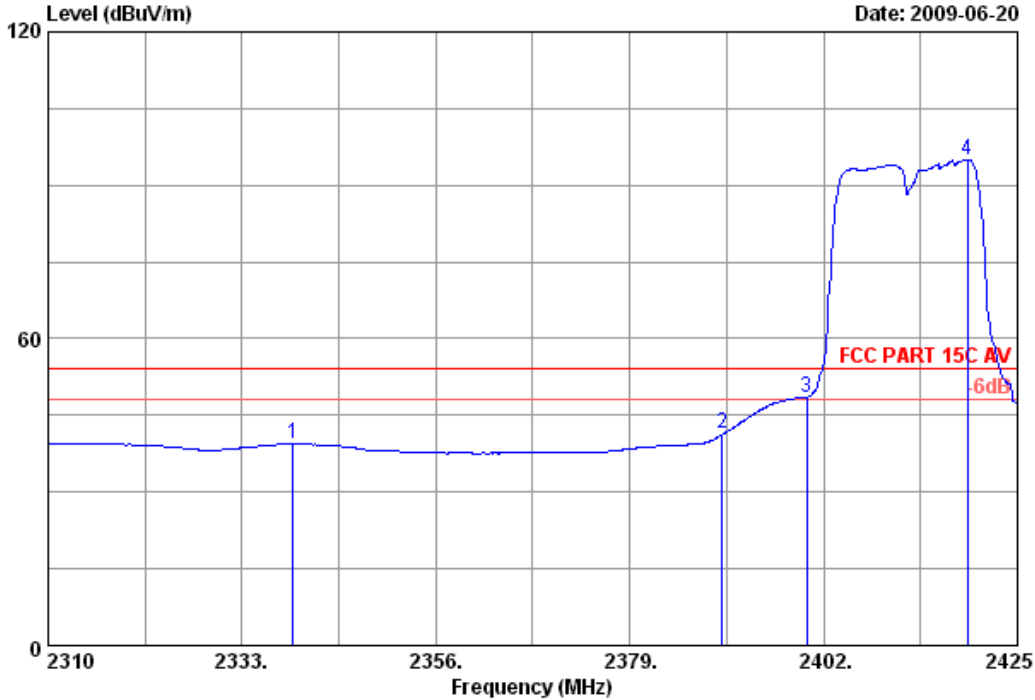
Remarks:

1. Emission Level= Antenna Factor + Cable Loss -Amp Factor + Reading.
2. The emission levels that are 20dB below the official limit are not reported.



No.6 Ke Feng Road,Block 52,
 ShenZhen Science & Industry Park
 Noutou,ShenZhen,GuangDong,China
 Tel:+86-755-26639495-7
 Fax:+86-755-26632877
 Postcode:518057

Data: 46 File: E:\2009 report data\B\ACS90916.EM6.bak (52)



Site no. : 3m Chamber Data no. : 46
 Dis. / Ant. : 3m 3115 Ant. pol. : HORIZONTAL
 Limit : FCC PART 15C AV
 Env. / Ins. : 23*C/54% Engineer : Paul Tian
 EUT : Wireless Sender / Receiver
 Power : DC 5V From Adapter input 120V/60Hz
 Test mode : Tx AT1 2412MHz
 M/N:RF-RBAUX

	Ant. Cable Amp.			Emission				
Freq. (MHz)	Factor (dB/m)	loss (dB)	Factor (dB)	Reading (dbuv)	Level (dBuV/m)	Limits (dBuV/m)	Margin (dB)	Remark
1	2339.095	28.38	6.67	35.13	39.45	39.37	54.00	14.63 Average
2	2390.000	28.46	6.71	35.12	41.25	41.30	54.00	12.70 Average
3	2400.000	28.46	6.73	35.12	48.53	48.60	54.00	5.40 Average
4	2419.020	28.48	6.77	35.11	94.86	95.00	54.00	-41.00 Average

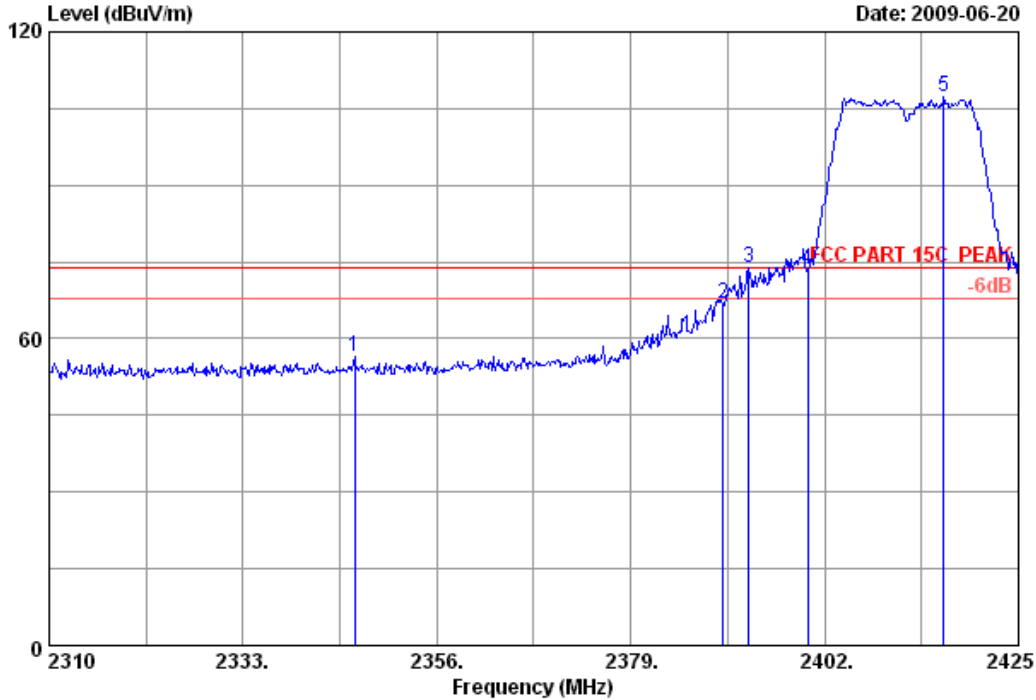
Remarks:

1. Emission Level= Antenna Factor + Cable Loss -Amp Factor + Reading.
2. The emission levels that are 20dB below the official limit are not reported.



No.6 Ke Feng Road,Block 52,
ShenZhen Science & Industry Park
Noutou,ShenZhen,GuangDong,China
Tel:+86-755-26639495-7
Fax:+86-755-26632877
Postcode:518057

Data: 47 File: E:\2009 report data\B\ACS90916.EM6.bak (52)



Site no. : 3m Chamber Data no. : 47
 Dis. / Ant. : 3m 3115 Ant. pol. : VERTICAL
 Limit : FCC PART 15C PEAK
 Env. / Ins. : 23°C/54% Engineer : Paul Tian
 EUT : Wireless Sender / Receiver
 Power : DC 5V From Adapter input 120V/60Hz
 Test mode : Tx AT1 2412MHz
 M/N:RF-RBAUX

	Freq. (MHz)	Ant. Factor (dB/m)	Cable loss (dB)	Amp. Factor (dB)	Reading (dbuv)	Emission Level (dBuV/m)	Limits (dBuV/m)	Margin (dB)	Remark
1	2346.225	28.38	6.67	35.13	56.70	56.62	74.00	17.38	Peak
2	2390.000	28.46	6.71	35.12	66.64	66.69	74.00	7.31	Peak
3	2393.030	28.46	6.71	35.12	73.84	73.89	74.00	0.11	Peak
4	2400.000	28.46	6.73	35.12	73.57	73.64	74.00	0.36	Peak
5	2416.145	28.48	6.77	35.11	107.00	107.14	74.00	-33.14	Peak

Remarks:

1. Emission Level= Antenna Factor + Cable Loss -Amp Factor + Reading.
2. The emission levels that are 20dB below the official limit are not reported.



No.6 Ke Feng Road,Block 52,
ShenZhen Science & Industry Park
Noutou,ShenZhen,GuangDong,China
Tel:+86-755-26639495-7
Fax:+86-755-26632877
Postcode:518057

Data: 48 File: E:\2009 report data\B\ACS90916.EM6.bak (52)



Site no. : 3m Chamber Data no. : 48
 Dis. / Ant. : 3m 3115 Ant. pol. : VERTICAL
 Limit : FCC PART 15C AV
 Env. / Ins. : 23°C/54% Engineer : Paul Tian
 EUT : Wireless Sender / Receiver
 Power : DC 5V From Adapter input 120V/60Hz
 Test mode : Tx AT1 2412MHz
 M/N:RF-RBAUX

	Freq. (MHz)	Ant. Factor (dB/m)	Cable loss (dB)	Amp. Factor (dB)	Reading (dbuv)	Emission Level (dBuV/m)	Limits (dBuV/m)	Margin (dB)	Remark
1	2390.000	28.46	6.71	35.12	50.44	50.49	54.00	3.51	Average
2	2400.000	28.46	6.73	35.12	59.89	59.96	54.00	-5.96	Average
3	2405.220	28.48	6.73	35.12	96.71	96.80	54.00	-42.80	Average

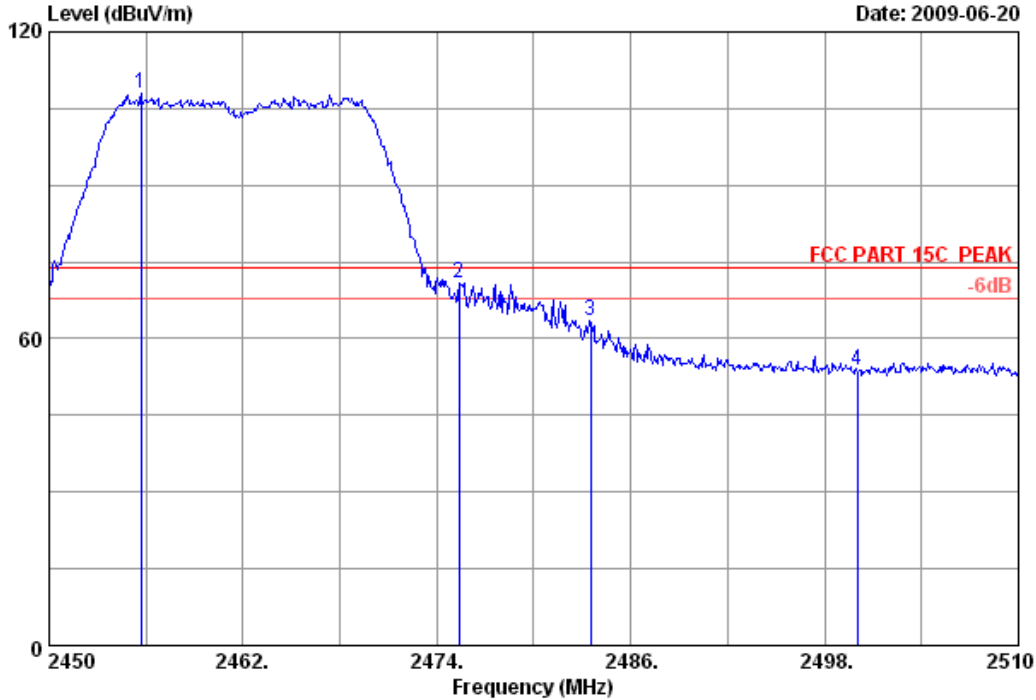
Remarks:

1. Emission Level= Antenna Factor + Cable Loss -Amp Factor + Reading.
2. The emission levels that are 20dB below the official limit are not reported.



No.6 Ke Feng Road,Block 52,
 ShenZhen Science & Industry Park
 Noutou,ShenZhen,GuangDong,China
 Tel:+86-755-26639495-7
 Fax:+86-755-26632877
 Postcode:518057

Data: 49 File: E:\2009 report data\B\ACS90916.EM6.bak (52)



Site no. : 3m Chamber Data no. : 49
 Dis. / Ant. : 3m 3115 Ant. pol. : VERTICAL
 Limit : FCC PART 15C PEAK
 Env. / Ins. : 23°C/54% Engineer : Paul Tian
 EUT : Wireless Sender / Receiver
 Power : DC 5V From Adapter input 120V/60Hz
 Test mode : Tx AT1 2462MHz
 M/N:RF-RBAUX

	Ant.	Cable	Amp.	Emission				
Freq. (MHz)	Factor (dB/m)	loss (dB)	Factor (dB)	Reading (dbuv)	Level (dBuV/m)	Limits (dBuV/m)	Margin (dB)	Remark
1 2455.700	28.55	6.84	35.11	107.64	107.92	74.00	-33.92	Peak
2 2475.380	28.58	6.87	35.10	70.61	70.96	74.00	3.04	Peak
3 2483.500	28.58	6.87	35.10	63.14	63.49	74.00	10.51	Peak
4 2500.000	28.60	6.91	35.10	53.40	53.81	74.00	20.19	Peak

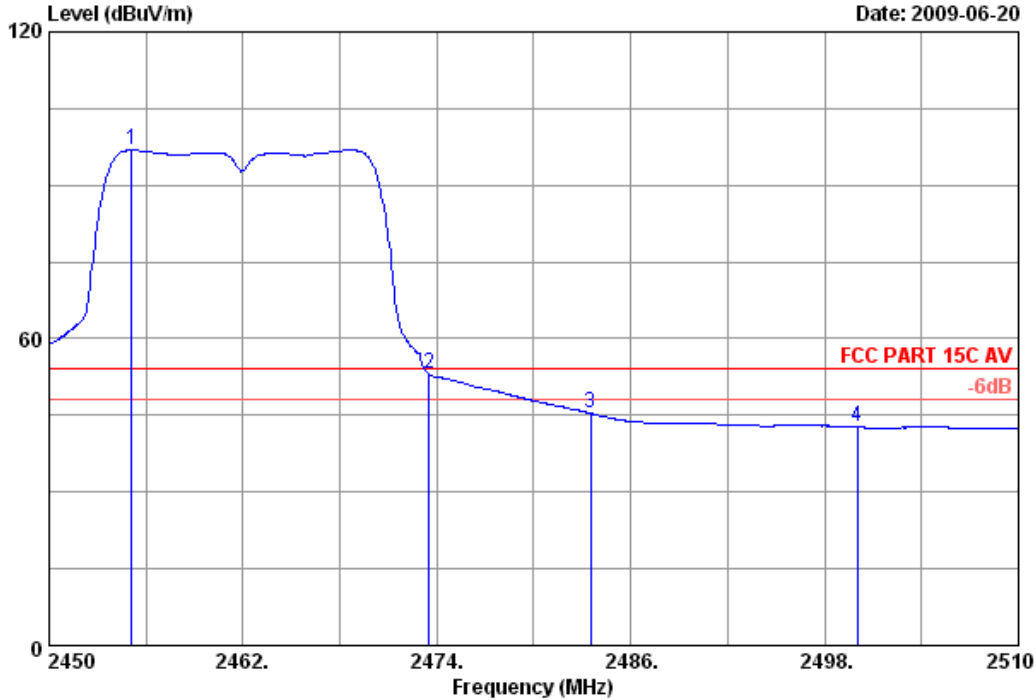
Remarks:

1. Emission Level= Antenna Factor + Cable Loss -Amp Factor + Reading.
2. The emission levels that are 20dB below the official limit are not reported.



No.6 Ke Feng Road,Block 52,
 ShenZhen Science & Industry Park
 Noutou,ShenZhen,GuangDong,China
 Tel:+86-755-26639495-7
 Fax:+86-755-26632877
 Postcode:518057

Data: 50 File: E:\2009 report data\B\ACS90916.EM6.bak (52)



Site no. : 3m Chamber Data no. : 50
 Dis. / Ant. : 3m 3115 Ant. pol. : VERTICAL
 Limit : FCC PART 15C AV
 Env. / Ins. : 23°C/54% Engineer : Paul Tian
 EUT : Wireless Sender / Receiver
 Power : DC 5V From Adapter input 120V/60Hz
 Test mode : Tx AT1 2462MHz
 M/N:RF-RBAUX

	Freq. (MHz)	Ant. Factor (dB/m)	Cable loss (dB)	Amp. Factor (dB)	Reading (dbuv)	Emission Level (dBuV/m)	Limits (dBuV/m)	Margin (dB)	Remark
1	2455.100	28.55	6.84	35.11	96.56	96.84	54.00	-42.84	Average
2	2473.520	28.58	6.87	35.10	52.75	53.10	54.00	0.90	Average
3	2483.500	28.58	6.87	35.10	45.02	45.37	54.00	8.63	Average
4	2500.000	28.60	6.91	35.10	42.25	42.66	54.00	11.34	Average

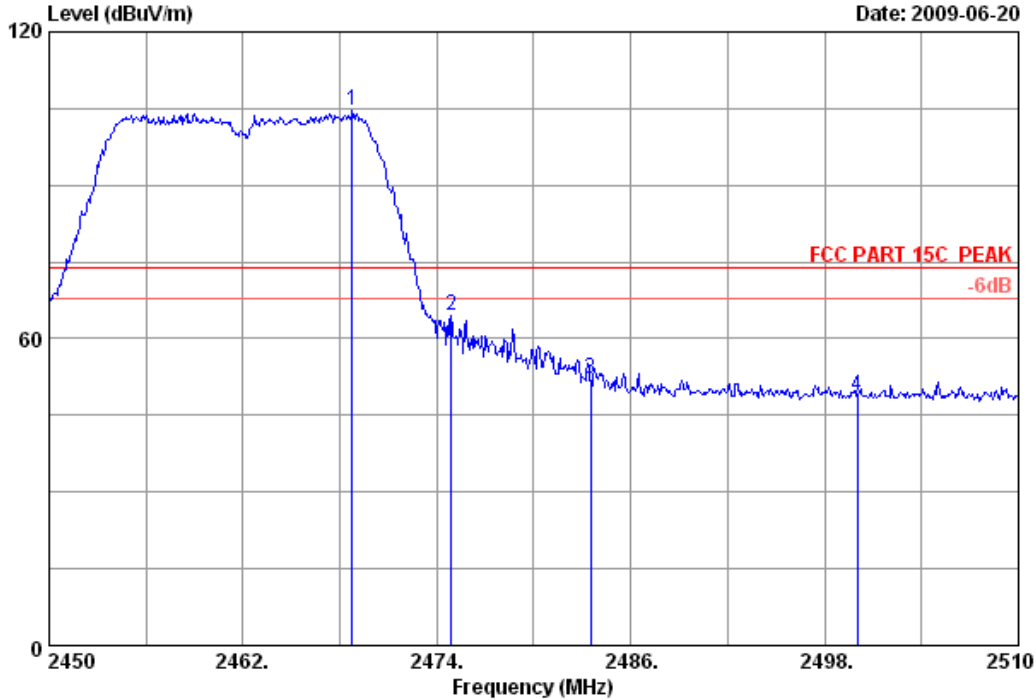
Remarks:

1. Emission Level= Antenna Factor + Cable Loss -Amp Factor + Reading.
2. The emission levels that are 20dB below the official limit are not reported.



No.6 Ke Feng Road,Block 52,
 ShenZhen Science & Industry Park
 Noutou,ShenZhen,GuangDong,China
 Tel:+86-755-26639495-7
 Fax:+86-755-26632877
 Postcode:518057

Data: 51 File: E:\2009 report data\B\ACS90916.EM6.bak (52)



Site no. : 3m Chamber Data no. : 51
 Dis. / Ant. : 3m 3115 Ant. pol. : HORIZONTAL
 Limit : FCC PART 15C PEAK
 Env. / Ins. : 23°C/54% Engineer : Paul Tian
 EUT : Wireless Sender / Receiver
 Power : DC 5V From Adapter input 120V/60Hz
 Test mode : Tx AT1 2462MHz
 M/N:RF-RBAUX

	Ant.		Cable		Amp.		Emission		
Freq. (MHz)	Factor (dB/m)	loss (dB)	Factor (dB)	Factor (dB)	Reading (dbuv)	Level (dBuV/m)	Limits (dBuV/m)	Margin (dB)	Remark
1 2468.780	28.55	6.84	35.10	104.27	104.56	74.00	-30.56	Peak	
2 2474.900	28.58	6.87	35.10	64.33	64.68	74.00	9.32	Peak	
3 2483.500	28.58	6.87	35.10	51.65	52.00	74.00	22.00	Peak	
4 2500.000	28.60	6.91	35.10	48.46	48.87	74.00	25.13	Peak	

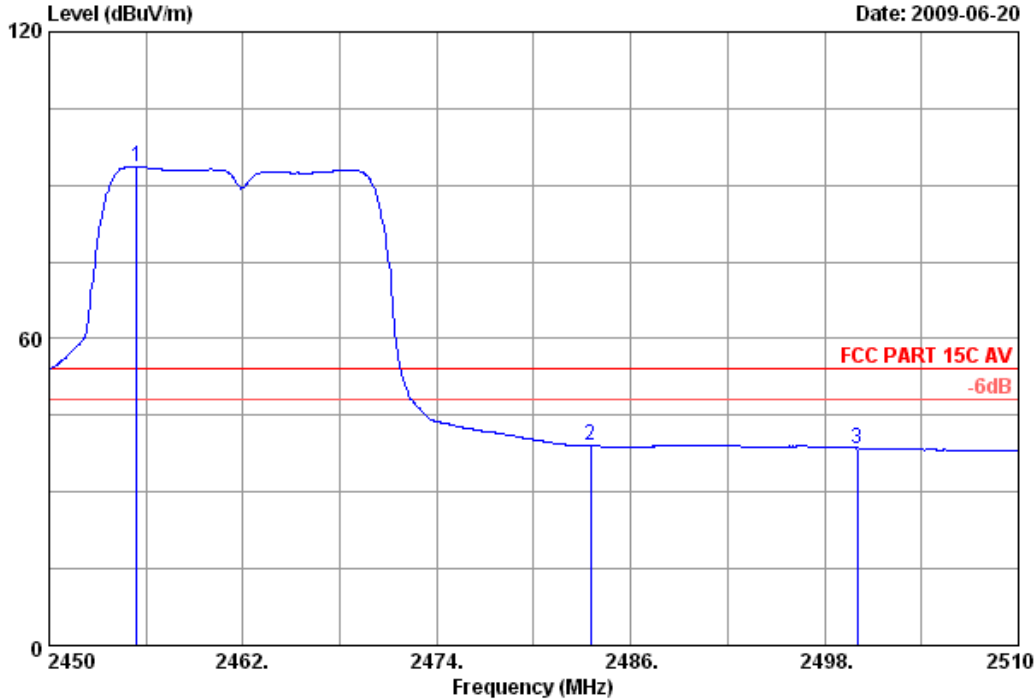
Remarks:

1. Emission Level= Antenna Factor + Cable Loss -Amp Factor + Reading.
2. The emission levels that are 20dB below the official limit are not reported.



No.6 Ke Feng Road,Block 52,
 ShenZhen Science & Industry Park
 Noutou,ShenZhen,GuangDong,China
 Tel:+86-755-26639495-7
 Fax:+86-755-26632877
 Postcode:518057

Data: 52 File: E:\2009 report data\B\ACS90916.EM6.bak (52)



Site no. : 3m Chamber Data no. : 52
 Dis. / Ant. : 3m 3115 Ant. pol. : HORIZONTAL
 Limit : FCC PART 15C AV
 Env. / Ins. : 23°C/54% Engineer : Paul Tian
 EUT : Wireless Sender / Receiver
 Power : DC 5V From Adapter input 120V/60Hz
 Test mode : Tx AT1 2462MHz
 M/N:RF-RBAUX

	Freq. (MHz)	Ant. Factor (dB/m)	Cable loss (dB)	Amp. Factor (dB)	Reading (dbuv)	Emission Level (dBuV/m)	Limits (dBuV/m)	Margin (dB)	Remark
1	2455.400	28.55	6.84	35.11	93.37	93.65	54.00	-39.65	Average
2	2483.500	28.58	6.87	35.10	38.70	39.05	54.00	14.95	Average
3	2500.000	28.60	6.91	35.10	38.20	38.61	54.00	15.39	Average

Remarks:

1. Emission Level= Antenna Factor + Cable Loss -Amp Factor + Reading.
2. The emission levels that are 20dB below the official limit are not reported.

6. 6dB Bandwidth Test

6.1. Test Equipment

Item	Equipment	Manufacturer	Model No.	Serial No.	Last Cal.	Cal. Interval
1	Spectrum Analyzer	Agilent	E4446A	US44300459	May,08, 09	1 Year
2	Attenuator	Agilent	8491B	MY39262165	May,08, 09	1 Year
3	RF Cable	Hubersuhner	SUCOFLEX 102	28618/2	May,08, 09	1 Year

6.2. Limit

For direct sequence systems, the minimum 6dB bandwidth shall be at least 500kHz

6.3. Test Procedure

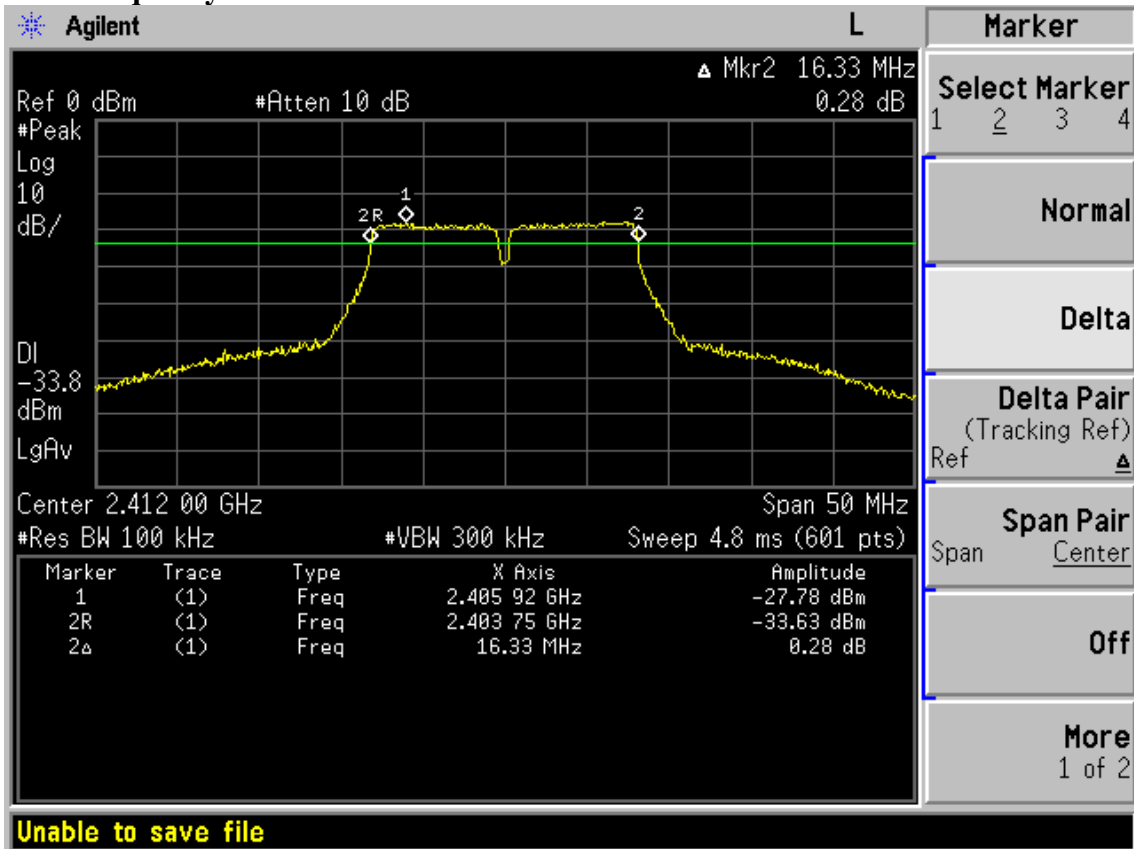
The transmitter output was connected to a spectrum analyzer, The bandwidth of the fundamental frequency was measured by spectrum analyzer with 100kHz RBW and 100 kHz VBW. The 6dB bandwidth is defined as the total spectrum the power of which is higher than peak power minus 6dB.

6.4. Test Results

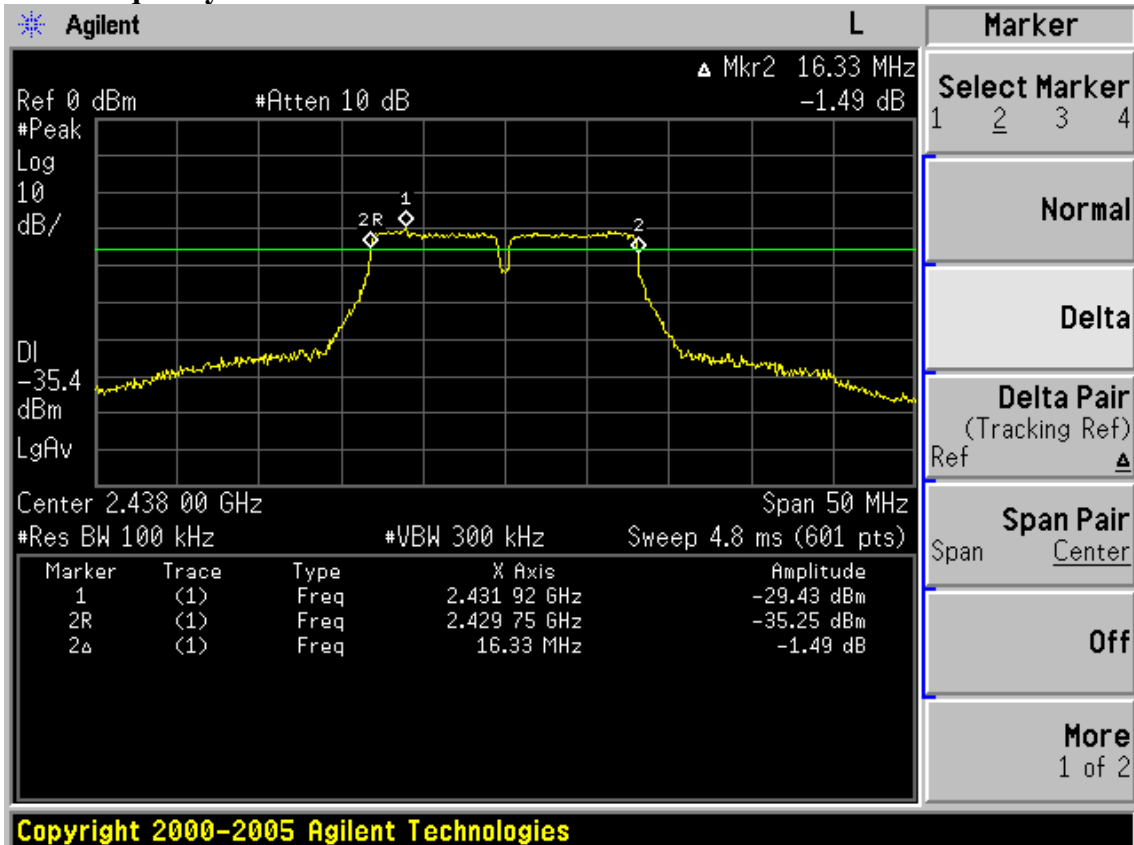
Antenna 0:			
CH	6dB Bandwidth (MHz)	Limit(KHz)	Conclusion
Low:2412MHz	16.33	>500	PASS
Mid:2438MHz	16.33	>500	PASS
High:2462MHz	16.33	>500	PASS
Antenna 1:			
CH	6dB Bandwidth (MHz)	Limit(KHz)	Conclusion
Low:2412MHz	16.33	>500	PASS
Mid:2438MHz	16.33	>500	PASS
High:2462MHz	16.33	>500	PASS

AT0:

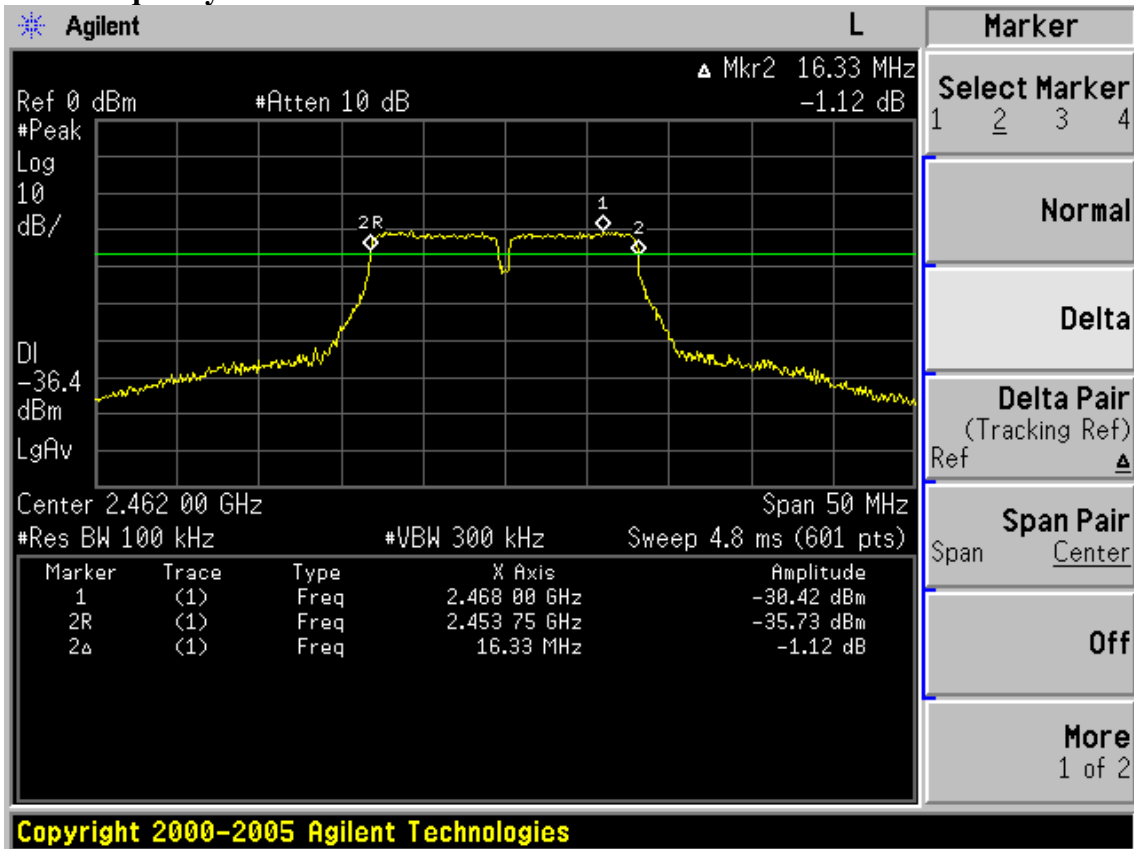
Test Frequency: 2412MHz



Test Frequency: 2438MHz

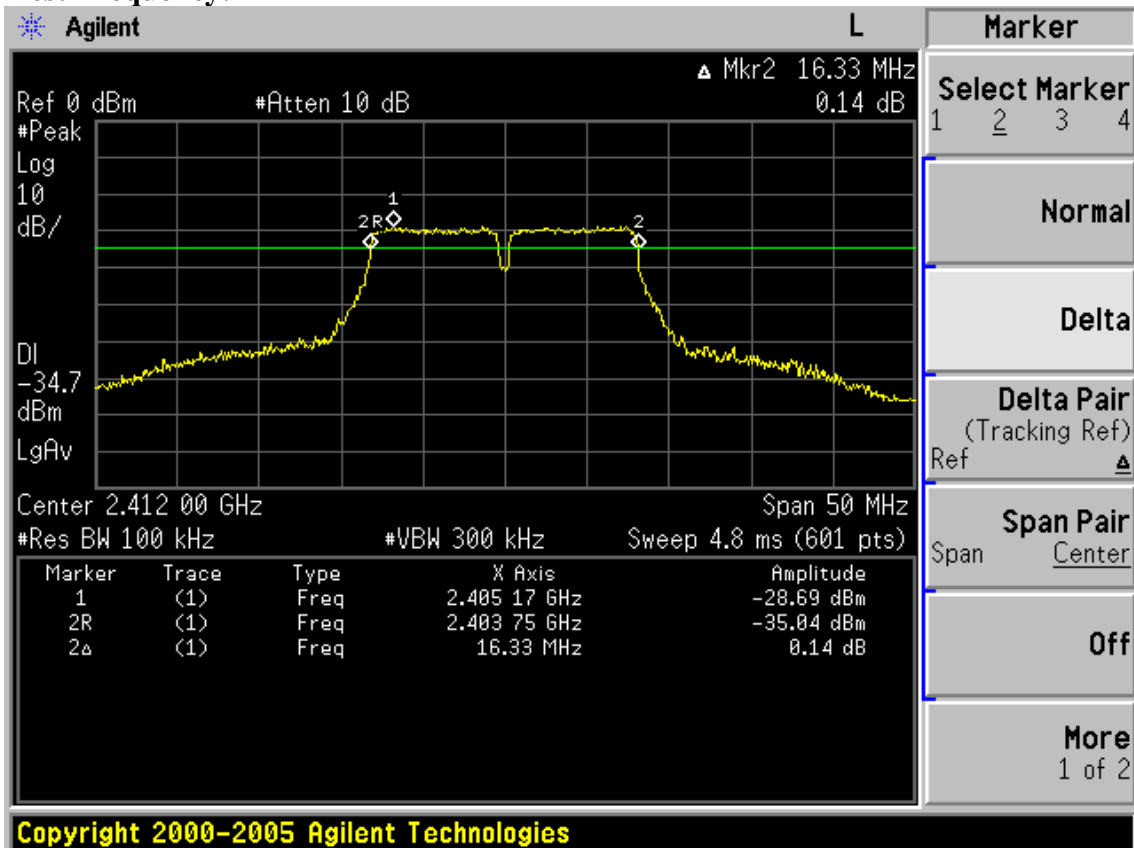


Test Frequency: 2462MHz

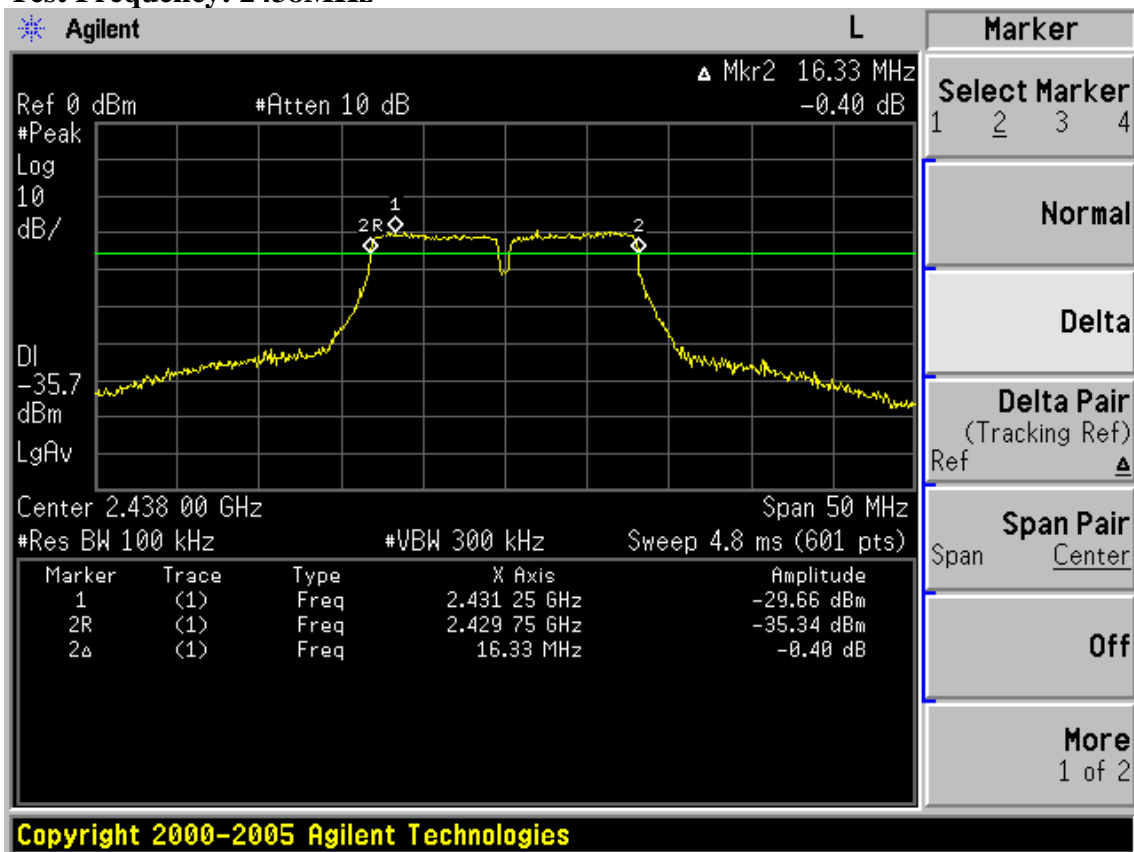


AT1:

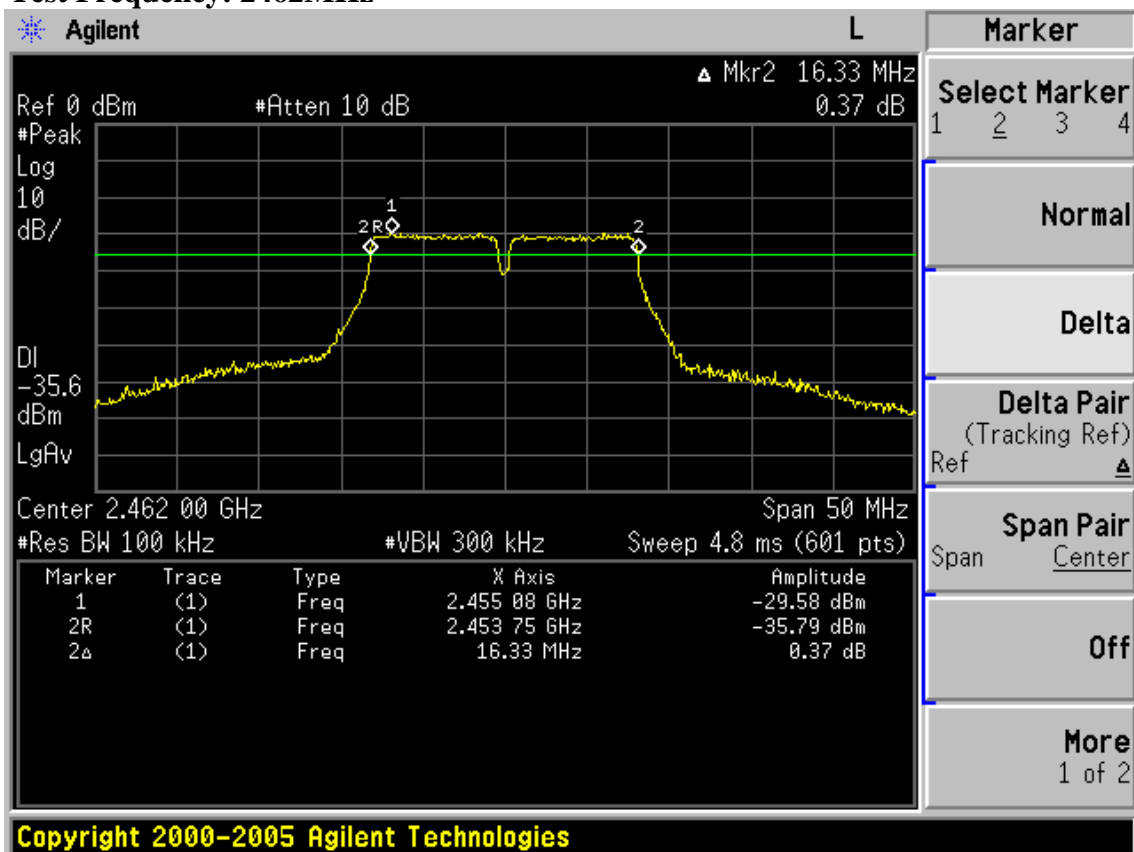
Test Frequency: 2412MHz



Test Frequency: 2438MHz



Test Frequency: 2462MHz



7. OUTPUT POWER TEST

7.1. Test Equipment

Item	Equipment	Manufacturer	Model No.	Serial No.	Last Cal.	Cal. Interval
1.	Spectrum Analyzer	Agilent	E4446A	US44300459	May.08, 09	1 Year
2.	Attenuator	Agilent	8491B	MY39262165	May,08, 09	1 Year
3.	RF Cable	Hubersuhner	SUCOFLEX 102	29091/2	May.08, 09	1 Year

7.2. Limit(FCC Part 15C 15.247 b(3))

For systems using digital modulation in the 902-928 MHz, 2400-2483.5 MHz, and 5725-5850 MHz bands: 1 Watt. If transmitting antennas of directional gain greater than 6 dBi are used, the conducted output power from the intentional radiator shall be reduced below the stated values as appropriate, by the amount in dB that the directional gain of the antenna exceeds 6 dBi.

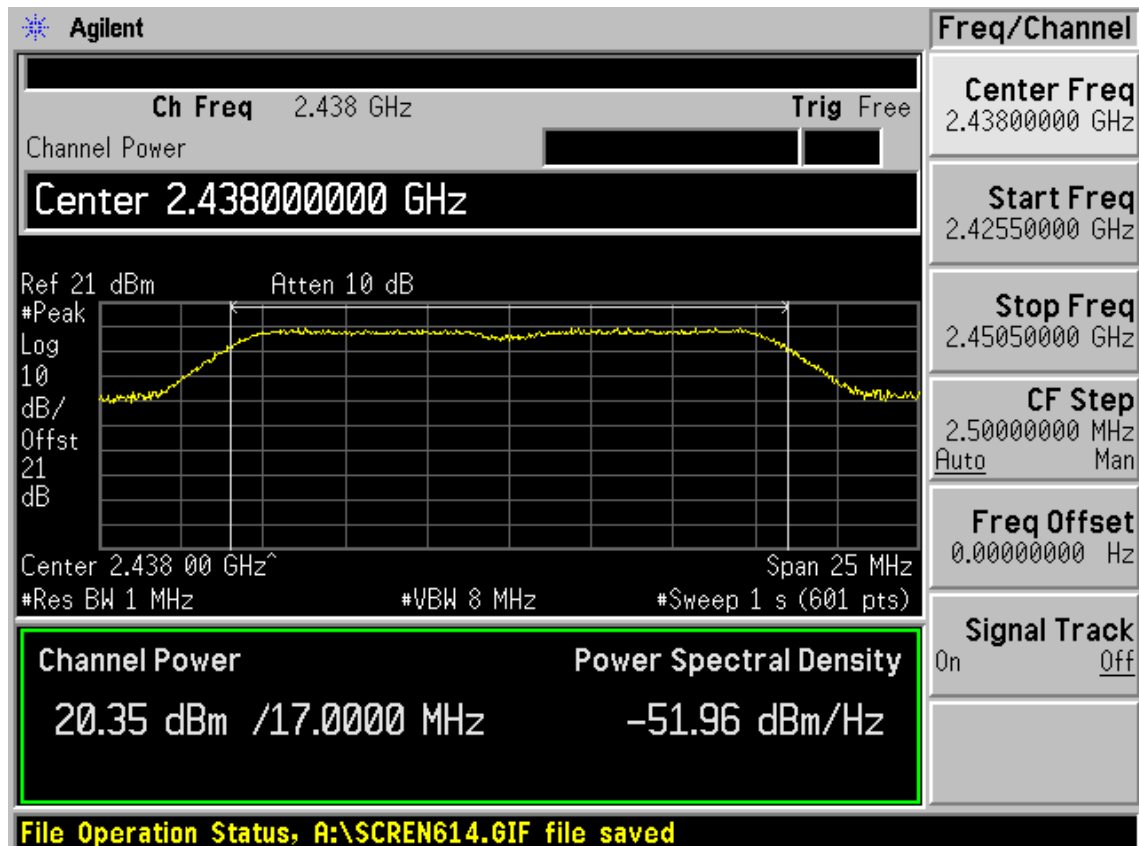
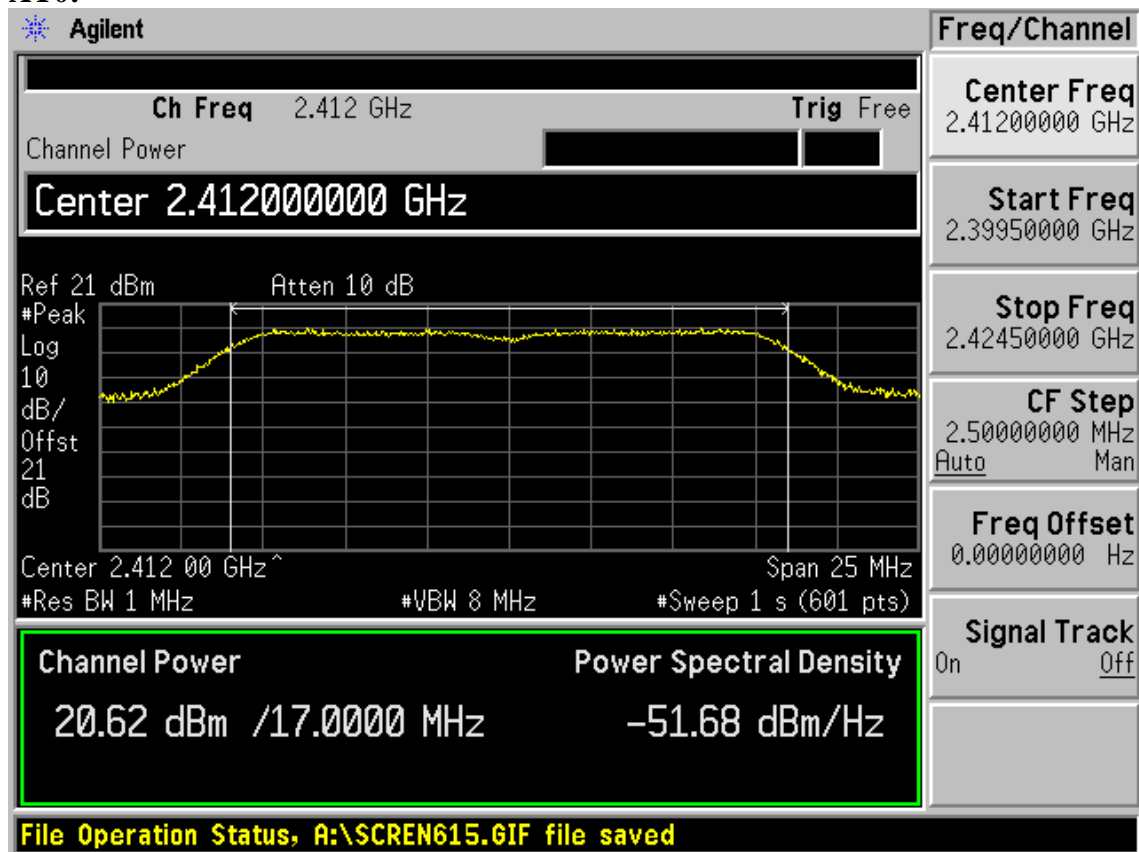
7.3. Test Procedure

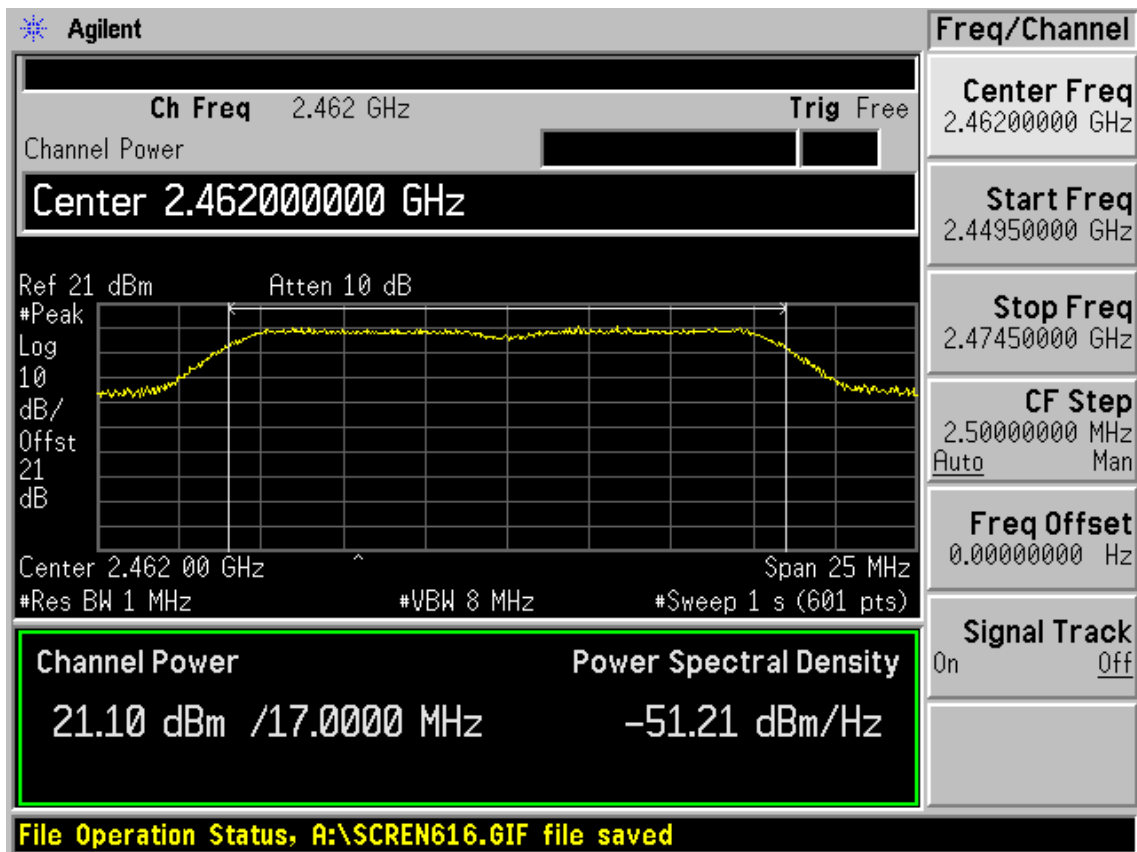
The transmitter output was connected to a spectrum analyzer by suitable attenuation, the channel power measure function of spectrum Analyzer was used to measure out the PK output power of device. According power output option 2, method #3 of KDB558074.2.

7.4. Test Results

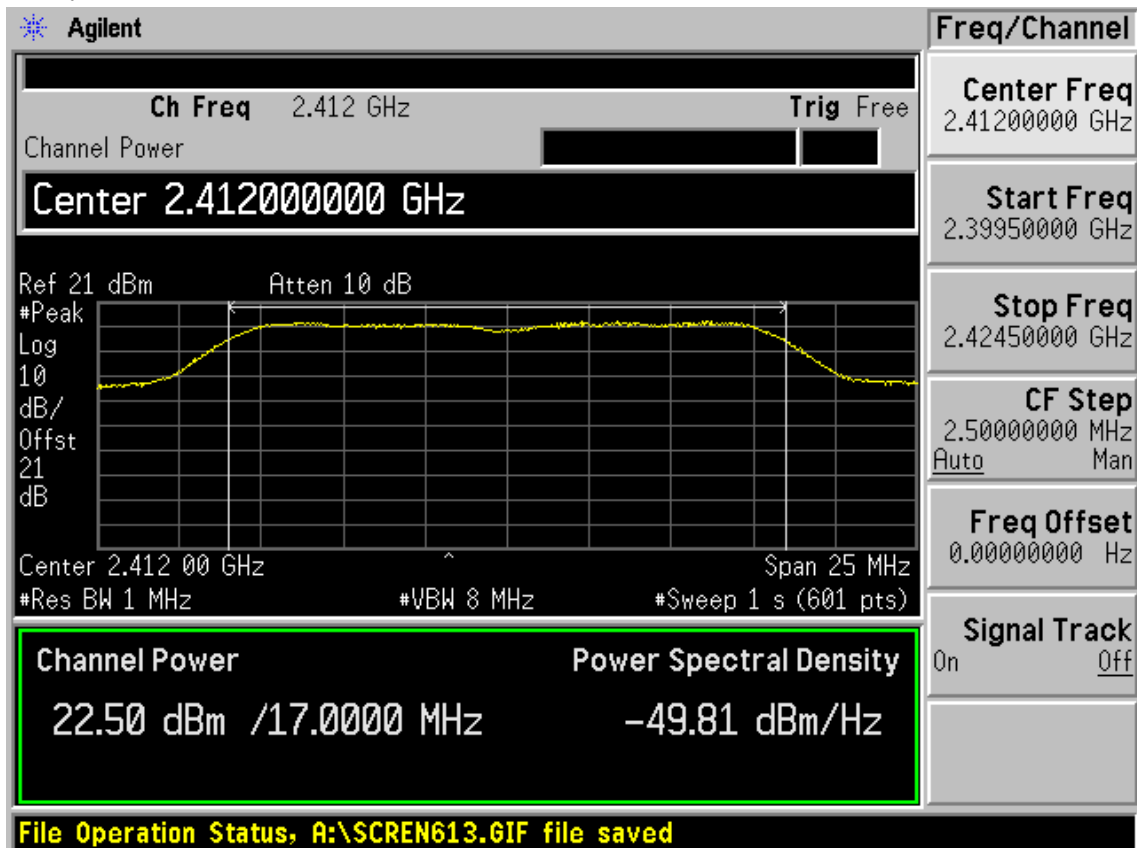
EUT: Wireless Sender / Receiver		M/N:RF-RBAUX		
Power: DC 5V From Adapter input AC 120V/60Hz				
Ambient Temperature:23°C		Relative Humidity: 60%		
Test date:2009/06/19		Test site: RF site		Tested by: Paul Tian
Cable loss: 1dB Attenuator:20dB				
Antenna	Frequency (MHz)	Result (dBm)	Limit (dBm)	Conclusion
Antenna 0	2412	20.62	30.00	PASS
	2438	20.35	30.00	PASS
	2462	21.10	30.00	PASS
Antenna 1	2412	22.50	30.00	PASS
	2438	22.95	30.00	PASS
	2462	23.05	30.00	PASS

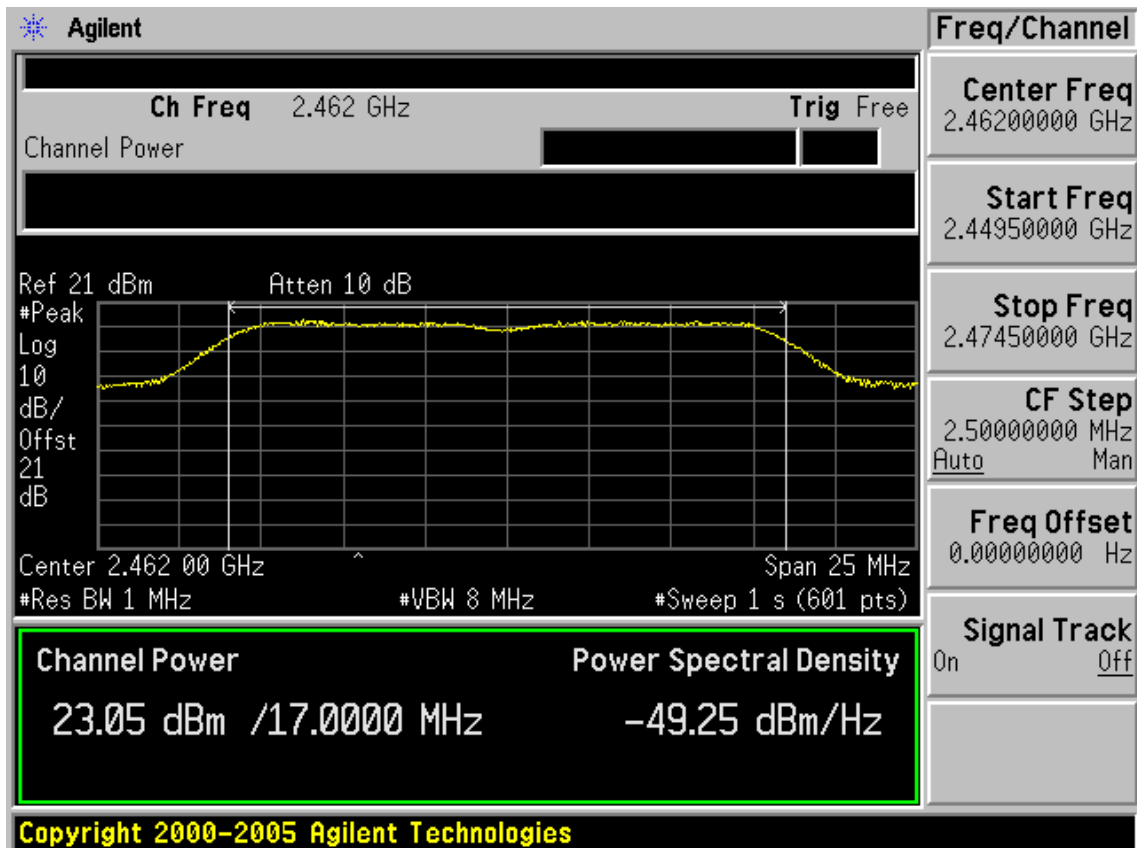
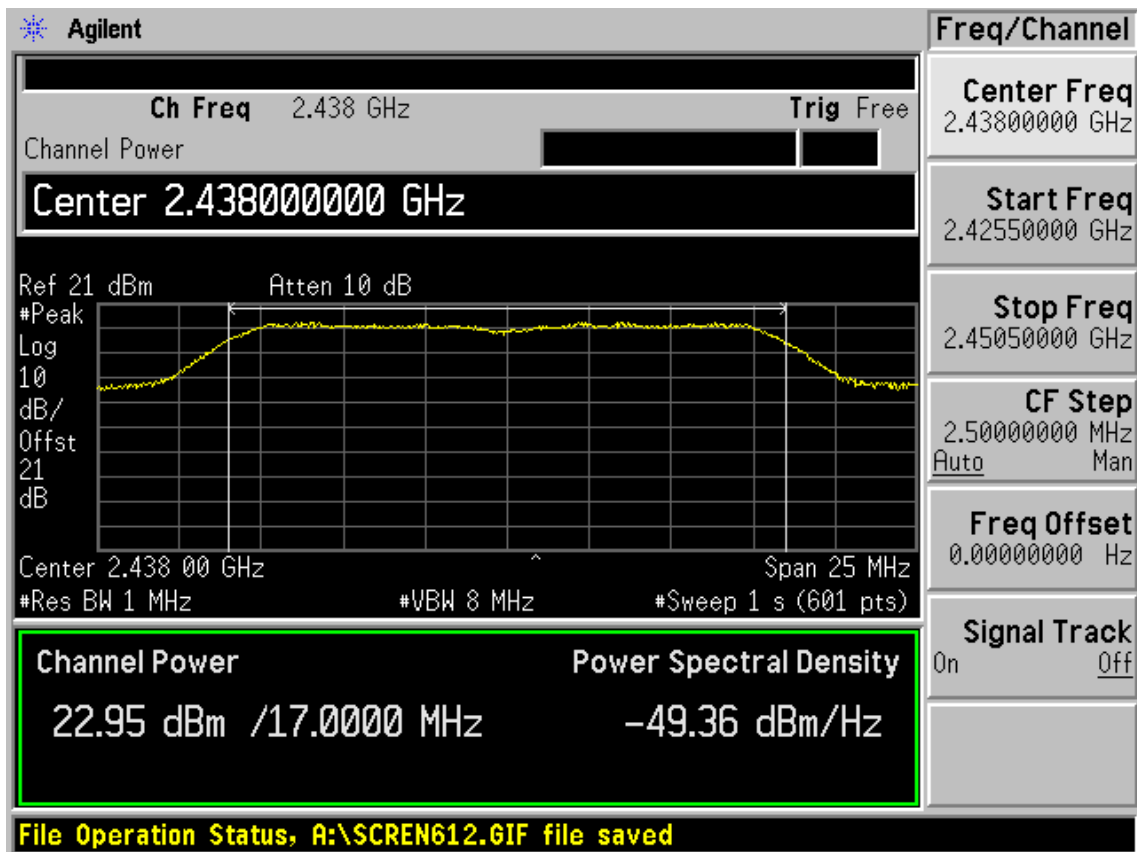
AT0:





AT1:





8. POWER SPECTRAL DENSITY TEST

8.1. Test Equipment

Item	Equipment	Manufacturer	Model No.	Serial No.	Last Cal.	Cal. Interval
1	Spectrum Analyzer	Agilent	E4446A	US44300459	May,08, 09	1 Year
2	Attenuator	Agilent	8491B	MY39262165	May,08, 09	1 Year
3	RF Cable	Hubersuhner	SUCOFLEX 102	28618/2	May,08, 09	1Year

8.2. Limit

For digitally modulated systems, the power spectral density conducted from the intentional radiator to the antenna shall not be greater than 8dBm in any 3kHz band during any time interval of continuous transmission.

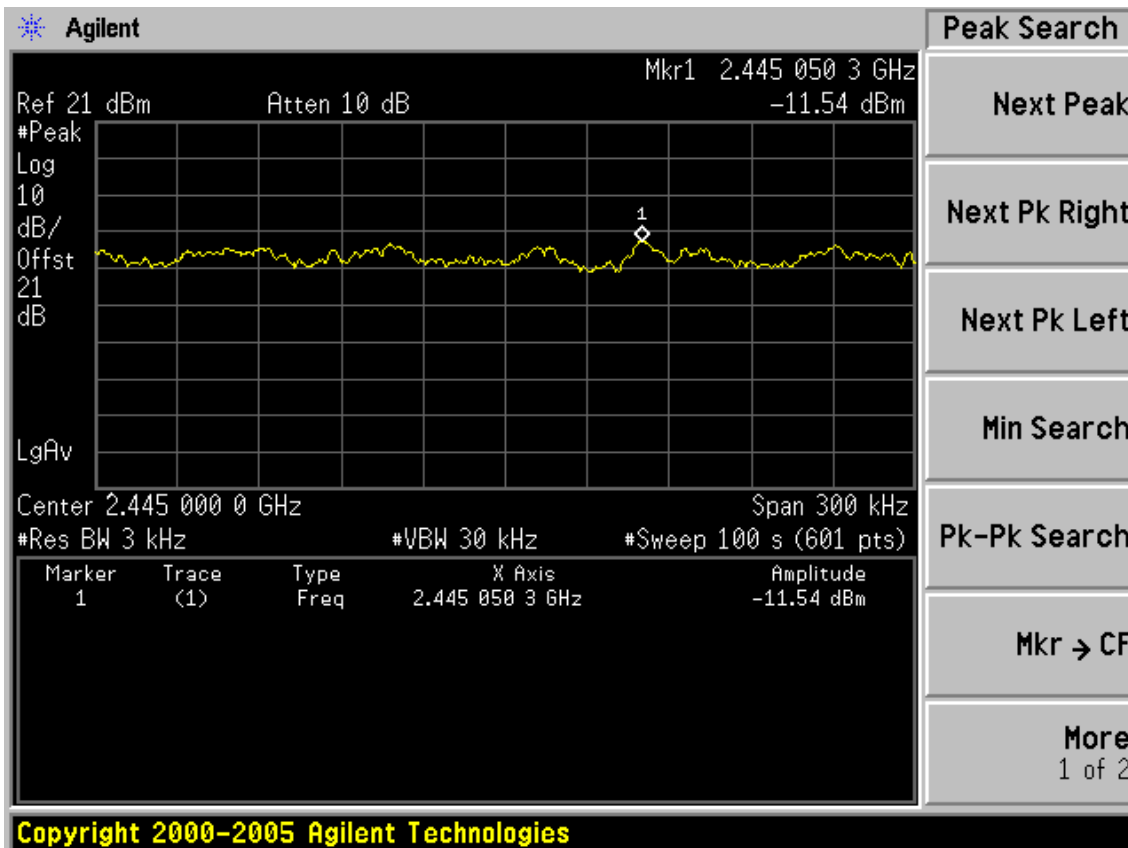
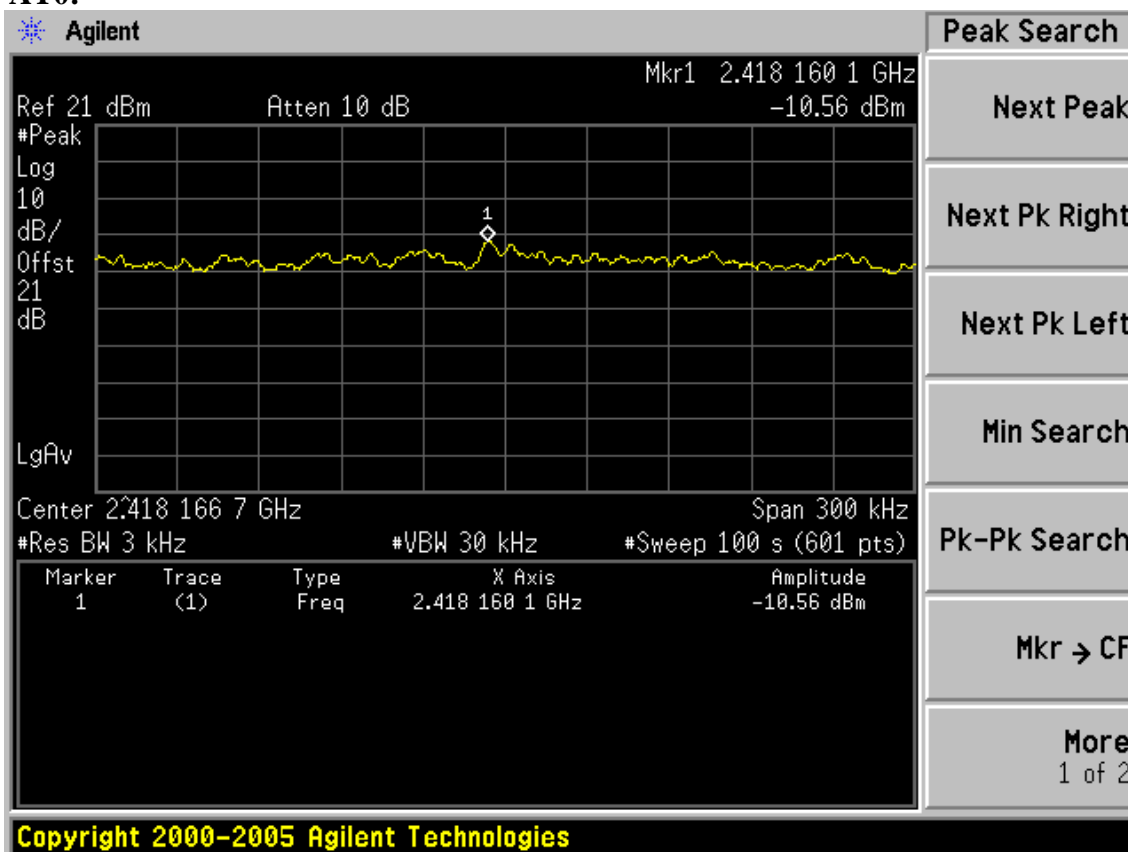
8.3. Test Procedure

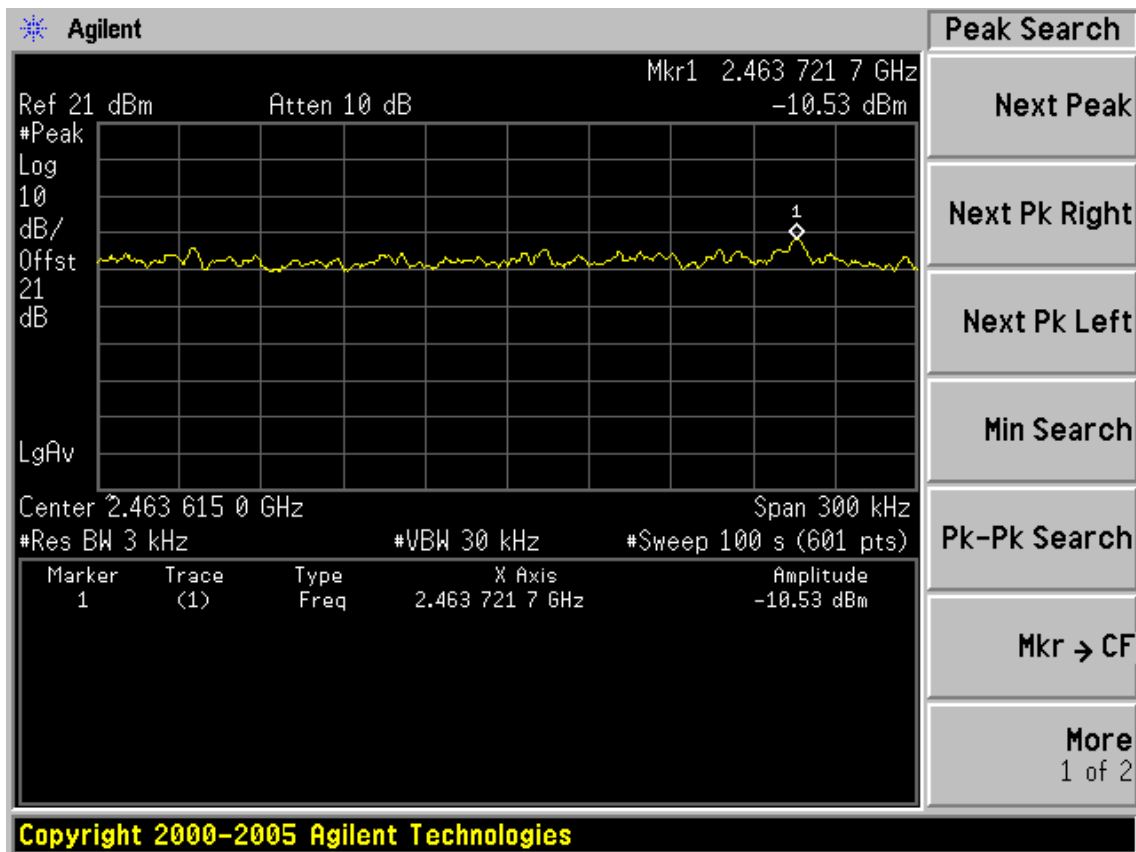
The transmitter output was connected to a spectrum analyzer. Power density was measured by spectrum analyzer with 3kHz RBW and 30kHz VBW, sweep time=span/3kHz according PSD option 1 of KDB 558074.

8.4.Test Results

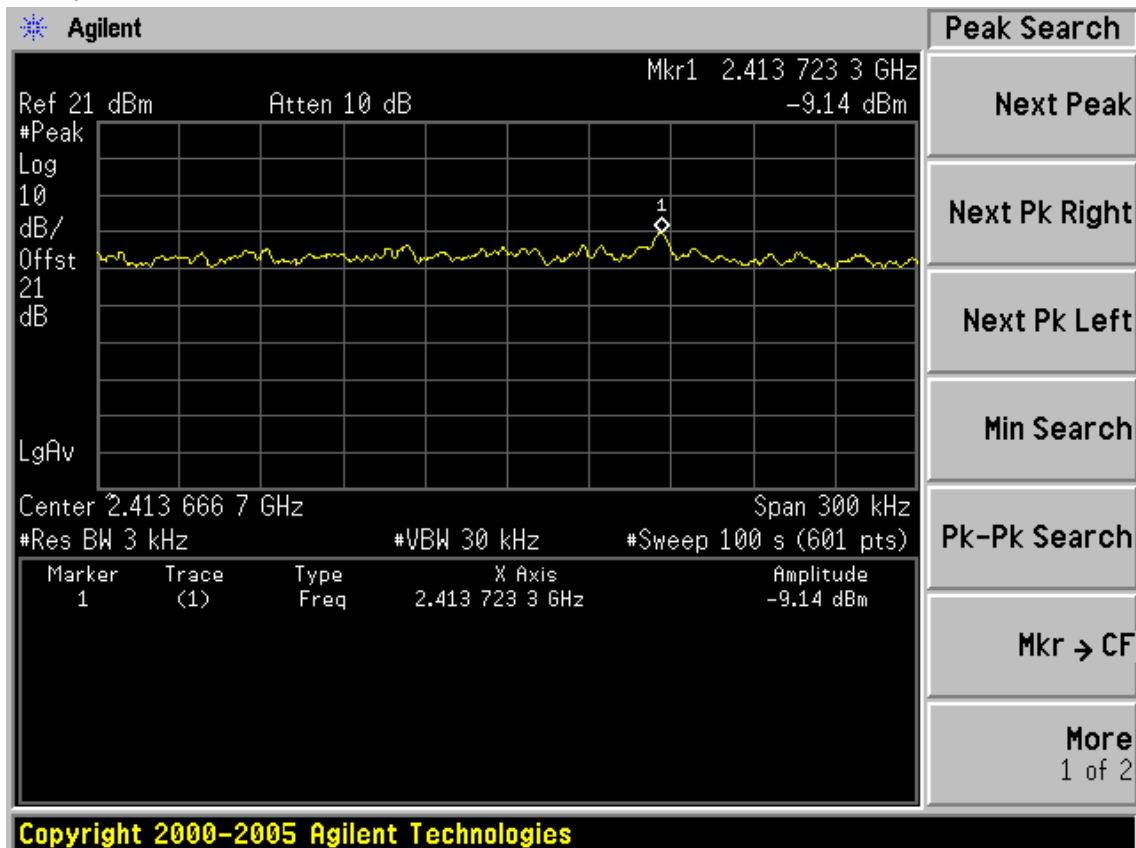
EUT: Wireless Sender / Receiver M/N:RF-RBAUX				
Power: DC 5V From Adapter input AC 120V/60Hz				
Ambient Temperature:23°C		Relative Humidity: 60%		
Test date:2009/06/19		Test site: RF site		Tested By: Paul Tian
Cable loss: 1dB Attenuator:20dB				
Antenna	Frequency (MHZ)	Result (dBm)	Limit(dBm)	Conclusion
Antenna 0	2412	-10.56	8.00	Pass
	2438	-11.54	8.00	Pass
	2462	-10.53	8.00	Pass
Antenna 1	2412	-9.14	8.00	Pass
	2438	-8.82	8.00	Pass
	2462	-11.49	8.00	Pass

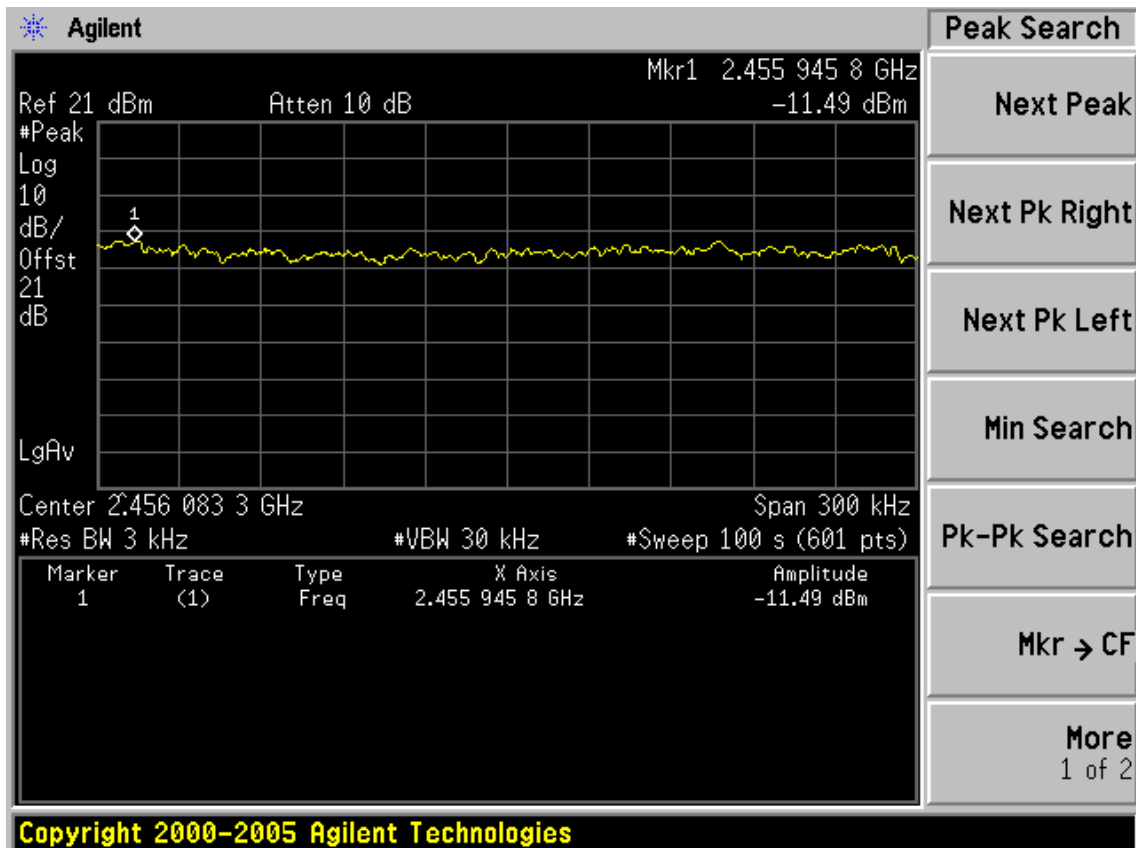
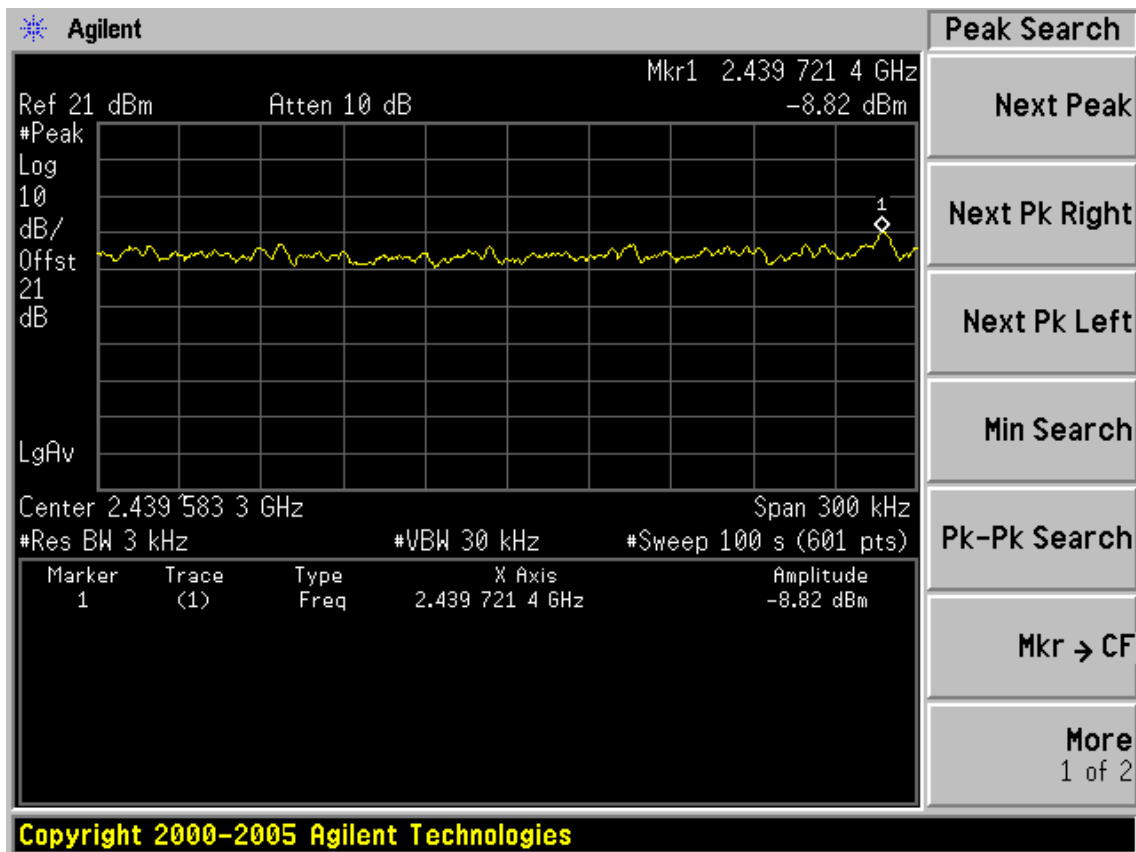
AT0:





AT1:





9. ANTENNA REQUIREMENT

9.1 STANDARD APPLICABLE

For intentional device, according to FCC 47 CFR Section 15.203, an intentional radiator shall be designed to ensure that no antenna other than that furnished by the responsible party shall be used with the device. And according to FCC 47 CFR Section 15.247 (b), if transmitting antennas of directional gain greater than 6dBi are used, the power shall be reduced by the amount in dB that the directional gain of the antenna exceeds 6dBi.

9.2 ANTENNA CONNECTED CONSTRUCTION

The antenna used for this product is two undetachable Dipole antenna that no antenna other than that furnished by the responsible party shall be used with the device, the maximum peak gain of this antenna is only 2.15dBi.

10.MPE ESTIMATION

10.1.Limit for General Population / Uncontrolled Exposures

Frequency	Power density (mW/cm ²)	Averaging time (minutes)
300MHz~1.5GHz	F/1500	30
1.5GHz~100GHz	1.0	30

Note: F = Frequency in MHz

10.2.Estimation Result

Antenna	CH	PK Output power (dBm)	PK Output power (mW)	Antenna Gain (dBi)	Antenna Gain (linear)	MPE
Ant 0	Low	20.62	115.35	2.15	1.64	0.0377
	Mid	20.35	108.39	2.15	1.64	0.0354
	High	21.1	128.82	2.15	1.64	0.0421
Ant 1	Low	22.5	177.83	2.15	1.64	0.0581
	Mid	22.95	197.24	2.15	1.64	0.0644
	High	23.05	201.84	2.15	1.64	0.0659

11.DEVIATION TO TEST SPECIFICATIONS

[NONE]